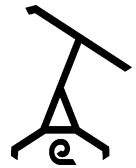




Salt Lake Organizing Committee
for the Olympic Winter Games of 2002

Comité d'organisation de Salt Lake City
pour les Jeux Olympiques d'hiver de 2002

FREESTYLE SKIING



SKI ACROBATIQUE

RESULTS / RÉSULTATS

WOMEN'S AERIALS QUALIFICATION
SAUT DAMES, QUALIFICATIONS

DEER VALLEY RESORT SAT 16 FEB 2002 / SAM 16 FEV 2002 START TIME / DEBUT 10:00

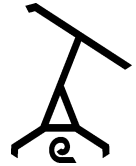
F.I.S. T.D.: MOORE Chris CAN
Chief of Competition: HASLOCK Chris USA
Head Judge: POHJAVIRTA Pipsa FIN
FIS Race Director: FITZGERALD Joe FIS
Jury Advisor: ROBINSON Chris FIS
Chief of Course: CHUMAS Spero USA
Assist. T.D.: SAAMANEN Jyrki FIN
Assist. Head Judge: OPKVITNE Gunnar NOR
Judge 1: (Air & Form) BUHLER John CAN
Judge 2: (Air & Form) ORSATTI Alberto ITA
Judge 3: (Air & Form) FARRAR David USA
Judge 4: (Air & Form) BLOMQUIST Anne SWE
Judge 5: (Air & Form) ZHUKOV Valeri RUS
Judge 6: (Landing) COUTURIER Bertrand FRA
Judge 7: (Landing) TANAKA Tina JPN
Judging Score Verifier: FRYDMAN David AUS

Course Profile:
White Owl

	Distance:	Height:	Gradient:
Inrun:	60 m		25°
Table:	23.5 m		0°
Landing:	25 m		37.5°
Kicker: #1	3.60 m	1.80 m	55°
#2	6.90 m	3.50 m	64°
#3	6.90 m	3.50 m	65°
#4	7.60 m	4.20 m	68°
#5	7.60 m	4.20 m	70°
#6	7.50 m	4.20 m	71°

Weather: Clear
Air Temperature: -1° C/30° F
Snow Temperature: -9° C/16° F
Wind Direction: SE
Wind Speed: 0 m/sec

Rank	Bib	FIS Code	Name	NOC	Air & Form					Landing		A&F Ldg	Jump	D.D. Score	Total	Tie	
					J1	J2	J3	J4	J5	J6	J7						
1	22	2050898	LEU Evelyne	SUI	5.9	6.1	6.1	6.6	6.1	3.0	3.0	18.3	9.00	bLFF	3.800	103.74	
					5.8	6.0	5.5	5.6	5.5	2.4	2.7	16.9	7.65	bFFF	4.050	99.42	203.16
2	21	2219193	CAMPLIN Alisa	AUS	5.6	6.1	5.6	6.0	6.0	3.0	2.9	17.6	8.85	bdFF	3.550	93.89	
					6.6	6.6	6.7	6.6	6.3	2.9	2.9	19.8	8.70	bFF	3.150	89.77	183.66
3	1	2192518	TSUPER Alla	BLR	5.9	6.2	6.1	6.1	6.1	2.9	2.9	18.3	8.70	bFdF	3.550	95.85	
					6.3	6.0	5.9	6.6	6.3	2.9	2.8	18.6	8.55	bFF	3.150	85.52	181.37
4	16	2351312	LI Nina	CHN	6.5	6.6	6.9	6.3	6.4	2.9	2.9	19.5	8.70	bFF	3.150	88.83	
					5.7	6.2	6.0	5.8	6.0	2.7	2.8	17.8	8.25	bFdF	3.550	92.47	181.30
5	3	2274580	DIONNE Deidra	CAN	6.6	6.6	6.7	6.7	6.5	2.9	3.0	19.9	8.85	bFF	3.150	90.56	
					6.6	6.8	6.7	6.8	6.6	2.9	3.0	20.1	8.85	bLF	2.900	83.95	174.51
6	7	2044787	OREKHOVA Natalia	RUS	6.8	6.6	6.5	6.5	6.6	2.7	2.8	19.7	8.25	bFF	3.150	88.04	
					6.8	6.8	6.5	6.5	6.7	2.6	2.8	20.0	8.10	bLF	2.900	81.49	169.53
7	18	2353544	ZUKAL Anna	RUS	6.1	6.4	6.3	6.4	6.3	2.9	2.8	19.0	8.55	bLF	2.900	79.89	
					6.4	6.5	6.5	6.5	6.5	2.9	3.0	19.5	8.85	bFF	3.150	89.30	169.19
8	5	2007151	BRENNER Veronica	CAN	6.3	6.3	6.3	6.2	6.3	2.9	3.0	18.9	8.85	bFF	3.150	87.41	
					6.5	6.2	5.7	6.5	6.1	3.0	3.0	18.8	9.00	bLF	2.900	80.62	168.03
9	4	2201927	BAUER Veronika	CAN	6.5	6.3	6.4	6.3	6.4	1.7	1.5	19.1	4.80	bFF	3.150	75.28	
					5.3	6.0	5.7	5.6	6.0	2.9	2.9	17.3	8.70	bFdF	3.550	92.30	167.58
10	11	2325118	IERODIACONOU Lydia	AUS	6.3	5.8	6.5	6.2	6.1	2.5	2.5	18.6	7.50	bFF	3.150	82.21	
					5.6	5.8	4.6	5.8	5.7	2.9	2.9	17.1	8.70	bdFT	3.250	83.85	166.06
11	20	2075342	KOROLEVA Olga	RUS	5.6	5.6	5.7	5.8	6.2	3.0	3.0	17.1	9.00	bLF	2.900	75.69	
					6.7	6.2	6.2	6.2	6.6	2.7	2.8	19.0	8.25	bFF	3.150	85.83	161.52
12	6	2263134	XU Nannan	CHN	5.5	5.9	6.1	5.9	5.8	2.9	2.8	17.6	8.55	bFF	3.150	82.37	
					5.5	5.6	5.9	5.4	4.4	1.7	2.0	16.5	5.55	bFdF	3.550	78.27	160.64
13	12	2335206	SLIVETS Assol	BLR	6.3	6.0	6.2	6.3	6.2	2.5	2.6	18.7	7.65	bFF	3.150	83.00	
					5.9	6.0	5.7	5.8	5.9	2.7	2.8	17.6	8.25	bLF	2.900	74.96	157.96
14	9	2059628	EVANS Tracy	USA	6.2	6.3	5.9	6.2	5.9	2.9	2.9	18.3	8.70	bFF	3.150	85.05	
					5.2	5.6	5.2	5.2	5.6	1.1	1.0	16.0	3.15	bLTF	3.500	67.02	152.07
15	19	2271476	KOZACHENKO Tatiana	UKR	6.5	6.2	5.9	6.3	6.2	3.0	2.9	18.7	8.85	bLF	2.900	79.89	
					5.3	5.5	5.0	5.1	5.6	2.3	2.2	15.9	6.75	bFF	3.150	71.34	151.23
16	13	2040519	LID Hilde Synnove	NOR	6.3	6.3	5.5	5.9	6.1	1.0	1.1	18.3	3.15	bLF	2.900	62.20	
					6.3	6.5	6.2	6.2	6.3	2.9	2.9	18.8	8.70	bFF	3.150	86.62	148.82





RESULTS / RÉSULTATS

**WOMEN'S AERIALS QUALIFICATION
SAUT DAMES, QUALIFICATIONS**

DEER VALLEY RESORT SAT 16 FEB 2002 / SAM 16 FEV 2002 START TIME / DEBUT 10:00

Rank	Bib	FIS Code	Name	NOC	Air & Form					Landing				D.D. Score	Total	Tie	
					J1	J2	J3	J4	J5	J6	J7	A&F	Ldg				Jump
17	8	2060210	PETZOLD Brenda	USA	5.5	5.6	6.0	5.7	5.9	1.1	0.9	17.2	3.00	bLF	2.900	58.58	
					5.2	5.5	5.5	5.3	5.6	3.0	2.9	16.3	8.85	bFF	3.150	79.22	137.80
18	26	2353253	WANG Jiao	CHN	6.1	5.3	5.8	5.5	5.4	3.0	2.9	16.7	8.85	bLF	2.900	74.09	
					5.3	5.2	4.5	5.1	5.1	1.3	1.7	15.4	4.50	bFF	3.150	62.68	136.77
19	25	2324827	GUO Xin Xin	CHN	4.9	4.1	4.5	5.0	5.0	0.3	0.3	14.4	0.90	bLTF	3.500	53.55	
					5.8	5.5	5.5	6.0	5.9	1.0	1.0	17.2	3.00	bLFF	3.800	76.76	130.31
20	10	2325797	MUELLER Manuela	SUI	4.3	4.7	4.4	4.5	4.8	1.2	1.1	13.6	3.45	bFF	3.150	53.70	
					5.5	5.3	5.4	5.6	5.1	2.8	2.9	16.2	8.55	bLF	2.900	71.77	125.47
21	27	2055069	JOHANSSON Liselotte	SWE	6.3	6.3	6.1	6.2	6.2	2.7	2.8	18.7	8.25	bFF	3.150	84.89	
					4.0	4.1	4.0	3.8	4.2	0.6	0.6	12.1	1.80	bLF	2.900	40.31	125.20

Head Judge:  POHJAVIRTA Pipsa (FIN)	Chief of Scoring:  PIDGGEON Ian (AUS)
---	--

EXPLANATION OF JUMP CODES:

Somersault direction	b = Back, f = Front, s = Side
Body Position	L = Lay (layout/straight), T = Tuck, P = Pike, l = Preceding twist was in the layout position
Number of twists	H = Half (½ twist), F = Full (1 twist), Ru = Rudy (1½ twist), dF = Double Full (2 twists), Ra = Randy (2½ twists), tF = Triple Full (3 twists)
e.g. bLTF	Back/Lay-Tuck-Full = Triple back somersault, with the first somersault laid out, second tucked and the third with a full twist.

NOTE
Air & Form + Landing x D.D. (Degree of Difficulty) = Score

LEGEND			
J = Judge	A&F = Air & Form	Ldg = Landing	D.D. = Degree of Difficulty
Tie = Tie Break Points	SE = South-East		