

RESULTS / RÉSULTATS

INDIVIDUAL 15 km  
 15 km INDIVIDUEL

SOLDIER HOLLOW SUN 10 FEB 2002 / DIM 10 FEV 2002 START TIME / DEBUT 09:00 END TIME / FINI A 09:49

| Jury                         |                |     | Course Information |                  |  |
|------------------------------|----------------|-----|--------------------|------------------|--|
| Race Director                | WEHLING Ulrich | FIN | Course Name:       | Olympic 5 km - A |  |
| Technical Delegate           | KUMPOST Roman  | CZE | Height Difference: | 76 m             |  |
| Assistant Technical Delegate | BRUDER Joachim | GER | Maximum Climb:     | 41 m             |  |
| Chief of Competition         | LAMB Joe       | USA | Total Climb:       | 196 m            |  |
| Chief of Course              | NELSON Jeff    | USA | Length of Lap:     | 5 000 m          |  |
|                              |                |     | Number of Laps:    | 3                |  |

| Rank | Bib | Name                 | NOC Code | Points | Jump Rk. | Time Difference | Cross Country Time | Rk. | Time Behind |
|------|-----|----------------------|----------|--------|----------|-----------------|--------------------|-----|-------------|
| 1    | 3   | LAJUNEN Samppa       | FIN      | 257.0  | 3        | 0:53            | 38:18.7            | 6   | 39:11.7     |
| 2    | 1   | TALLUS Jaakko        | FIN      | 267.5  | 1        | 0:00            | 39:36.4            | 20  | +24.7       |
| 3    | 11  | GOTTWALD Felix       | AUT      | 235.0  | 11       | 2:43            | 37:23.5            | 1   | +54.8       |
| 4    | 5   | ACKERMANN Ronny      | GER      | 254.0  | 5        | 1:08            | 39:19.8            | 18  | +1:16.1     |
| 5    | 14  | KIRCHEISEN Bjoern    | GER      | 232.0  | 14       | 2:58            | 37:57.9            | 5   | +1:44.2     |
| 6    | 2   | STECHEM Mario        | AUT      | 258.0  | 2        | 0:48            | 40:42.8            | 31  | +2:19.1     |
| 7    | 7   | LODWICK Todd         | USA      | 240.5  | 7        | 2:15            | 39:24.4            | 19  | +2:27.7     |
| 8    | 23  | HAMMER Kristian      | NOR      | 221.5  | 22       | 3:50            | 37:50.8            | 3   | +2:29.1     |
| 9    | 10  | HARTMANN Andy        | SUI      | 236.5  | 9        | 2:35            | 39:07.3            | 14  | +2:30.6     |
| 10   | 27  | BAL Nicolas          | FRA      | 216.5  | 27       | 4:15            | 37:28.3            | 2   | +2:31.6     |
| 11   | 13  | OGIWARA Kenji        | JPN      | 233.0  | 13       | 2:53            | 38:52.6            | 11  | +2:33.9     |
| 12   | 6   | TAKAHASHI Daito      | JPN      | 243.5  | 6        | 2:00            | 40:01.2            | 26  | +2:49.5     |
| 13   | 20  | JEZERSEK Andrej      | SLO      | 223.5  | 19       | 3:40            | 38:22.9            | 8   | +2:51.2     |
| 14   | 22  | MANNINEN Hannu       | FIN      | 221.5  | 22       | 3:50            | 38:31.1            | 9   | +3:09.4     |
| 15   | 4   | BIELER Christoph     | AUT      | 255.0  | 4        | 1:03            | 41:18.1            | 37  | +3:09.4     |
| 16   | 16  | CHURAVY Pavel        | CZE      | 228.5  | 16       | 3:15            | 39:56.3            | 25  | +3:59.6     |
| 17   | 9   | ARNOULD Kevin        | FRA      | 236.5  | 9        | 2:35            | 40:37.1            | 30  | +4:00.4     |
| 18   | 33  | DAYTON Matt          | USA      | 209.5  | 32       | 4:50            | 38:22.3            | 7   | +4:00.6     |
| 19   | 8   | DEMONG Bill          | USA      | 239.5  | 8        | 2:20            | 40:58.1            | 36  | +4:06.4     |
| 20   | 18  | EUGEN Christoph      | AUT      | 224.5  | 18       | 3:35            | 39:51.1            | 24  | +4:14.4     |
| 21   | 38  | HASENEY Sebastian    | GER      | 199.0  | 38       | 5:43            | 37:54.0            | 4   | +4:25.3     |
| 22   | 30  | BRYNEMO Preben Fjære | NOR      | 212.0  | 30       | 4:38            | 39:12.3            | 15  | +4:38.6     |
| 23   | 17  | BARANNIKOV Alexej    | RUS      | 227.0  | 17       | 3:23            | 40:44.3            | 32  | +4:55.6     |
| 24   | 35  | GRAVE Jan Rune       | NOR      | 207.0  | 35       | 5:03            | 39:15.5            | 16  | +5:06.8     |
| 25   | 39  | HURSCHLER Andreas    | SUI      | 198.0  | 39       | 5:48            | 38:31.4            | 10  | +5:07.7     |
| 26   | 37  | ROUX Ludovic         | FRA      | 202.0  | 37       | 5:28            | 38:54.3            | 12  | +5:10.6     |
| 27   | 31  | ZVETKOV Alexej       | RUS      | 212.0  | 30       | 4:38            | 39:50.2            | 23  | +5:16.5     |
| 28   | 34  | KESKINARKAUS Mikko   | FIN      | 209.0  | 34       | 4:53            | 39:45.9            | 22  | +5:27.2     |
| 29   | 21  | HEER Ronny           | SUI      | 222.0  | 21       | 3:48            | 40:52.0            | 34  | +5:28.3     |
| 30   | 24  | MORI Satoshi         | JPN      | 221.5  | 22       | 3:50            | 40:50.6            | 33  | +5:28.9     |
| 31   | 28  | FADEEV Alexej        | RUS      | 214.5  | 28       | 4:25            | 40:24.0            | 27  | +5:37.3     |
| 32   | 26  | SPILLANE Johnny      | USA      | 218.0  | 26       | 4:08            | 40:57.5            | 35  | +5:53.8     |
| 33   | 12  | TOMII Gen            | JPN      | 234.5  | 12       | 2:45            | 42:30.4            | 41  | +6:03.7     |
| 34   | 32  | HETTICH Georg        | GER      | 209.5  | 32       | 4:50            | 40:27.8            | 28  | +6:06.1     |
| 35   | 40  | LYSENIN Vladimir     | RUS      | 195.0  | 40       | 6:03            | 39:18.5            | 17  | ** +6:09.8  |
| 36   | 42  | ROTEVATN Sverre      | NOR      | 189.5  | 41       | 6:30            | 38:54.6            | 13  | ** +6:12.9  |
| 37   | 36  | BAUD Frederic        | FRA      | 206.0  | 36       | 5:08            | 40:27.9            | 29  | +6:24.2     |
| 38   | 15  | PSENKO Michal        | SVK      | 232.0  | 14       | 2:58            | 43:08.2            | 42  | +6:54.5     |
| 39   | 41  | RYGL Ladislav        | CZE      | 189.5  | 41       | 6:30            | 39:36.5            | 21  | ** +6:54.8  |
| 40   | 25  | SALUMAE Jens         | EST      | 220.5  | 25       | 3:55            | 44:32.4            | 43  | +9:15.7     |
| 41   | 44  | KUCERA Milan         | CZE      | 182.0  | 44       | 7:08            | 41:24.4            | 39  | ** +9:20.7  |
| 42   | 43  | RIEDER Ivan          | SUI      | 186.5  | 43       | 6:45            | 42:27.0            | 40  | ** +10:00.3 |
| 43   | 19  | SMEJC Petr           | CZE      | 223.5  | 19       | 3:40            | 45:33.7            | 44  | +10:02.0    |
| 44   | 45  | ZACHARENKO Sergei    | BLR      | 171.5  | 45       | 8:00            | 41:18.9            | 38  | ** +10:07.2 |




Salt Lake Organizing Committee  
for the Olympic Winter Games of 2002

Comité d'organisation de Salt Lake City  
pour les Jeux Olympiques d'hiver de 2002

NORDIC COMBINED

COMBINÉ NORDIQUE





**RESULTS / RÉSULTATS**

INDIVIDUAL 15 km  
15 km INDIVIDUEL

SOLDIER HOLLOW SUN 10 FEB 2002 / DIM 10 FEV 2002 START TIME / DEBUT 09:00 END TIME / FINI A 09:49

|                      |               |     |       |    |      |
|----------------------|---------------|-----|-------|----|------|
| <b>Did not start</b> |               |     |       |    |      |
| 29                   | PIKKOR Tambet | EST | 213.0 | 29 | 4:33 |

| Weather | Snow Condition | Temperatures [°C] |       | Participants/NOCs |        |     |     |     |     |
|---------|----------------|-------------------|-------|-------------------|--------|-----|-----|-----|-----|
|         |                | Air               | Snow  | Entries           | Ranked | DNS | DNF | DSQ | LAP |
| Clear   | Hard           | -13.0             | -15.0 | 45/15             | 44/14  | 1/1 | 0/0 | 0/0 | 0/0 |

|  |  |
|--|--|
| Technical Delegate:<br><br><b>KUMPOST Roman (CZE)</b> | Chief of Competition:<br><br><b>LAMB Joe (USA)</b> |
|--|--|

**NOTE**

The amount of time that a competitor must wait before starting is calculated by converting the number of points behind into time. Each point behind is equivalent to 5 seconds of wait time. 12 points behind means a competitor starts one minute later than the competitor in front of him

**LEGEND / LEGENDE**

|                   |    |            |                          |                           |                         |
|-------------------|----|------------|--------------------------|---------------------------|-------------------------|
| <b>RK.</b> Rank   | ** | Wave Start | <b>DNS</b> Did not start | <b>DNF</b> Did not finish | <b>DSQ</b> Disqualified |
| <b>LAP</b> Lapped |    |            |                          |                           |                         |

