




RESULTS / RÉSULTATS

TEAM 4x5 km RELAY  
 RELAIS 4 X 5 km

SOLDIER HOLLOW SUN 17 FEB 2002 / DIM 17 FEV 2002 START TIME / DEBUT 13:00 END TIME / FINI A 13:53

Jury					Course Information				
Race Director	WEHLING Ulrich	FIS	Course Name:	Olympic 5 km - B					
Technical Delegate	KUMPOST Roman	CZE	Height Difference:	77 m					
Assistant Technical Delegate	BRUDER Joachim	GER	Maximum Climb:	50 m					
Chief of Competition	LAMB Joe	USA	Total Climb:	204 m					
Chief of Course	NELSON Jeff	USA	Length of Lap:	5 000 m					
			Number of Laps:	4					

Rank	Bib Leg	NOC Bib Color	Name	Jump		Cross-Country				Time Behind		
				Points	Rank	Time Difference	Team Time	Leg Rank	Time Behind		Split Team Time Rank	
<b>1</b>	<b>1</b>	<b>FIN</b>	<b>FINLAND</b>	<b>967.5</b>	<b>1</b>	<b>0:00</b>	<b>48:42.2</b>	<b>6</b>			<b>0.0</b>	
	1-1	r	MANTILA Jari	225.0			12:49.9	9	+1:01.9	12:49.9	1	0.0
	1-2	g	MANNINEN Hannu	233.0			11:28.1	2	+1.1	24:18.0	1	0.0
	1-3	y	TALLUS Jaakko	252.0			12:14.1	5	+27.8	36:32.1	1	0.0
	1-4	b	LAJUNEN Samppe	257.5			12:10.1	6	+36.8	48:42.2	1	0.0
<b>2</b>	<b>5</b>	<b>GER</b>	<b>GERMANY</b>	<b>893.5</b>	<b>5</b>	<b>+ 1:51</b>	<b>46:58.7</b>	<b>2</b>			<b>+7.5</b>	
	5-1	r	KIRCHEISEN Bjoern	220.0			11:48.0	1	0.0	13:39.0	3	+49.1
	5-2	g	HETTICH Georg	207.5			11:49.0	3	+22.0	25:28.0	3	+1:10.0
	5-3	y	HOEHLIG Marcel	224.0			11:46.3	1	0.0	37:14.3	2	+42.2
	5-4	b	ACKERMANN Ronny	242.0			11:35.4	2	+2.1	48:49.7	2	+7.5
<b>3</b>	<b>2</b>	<b>AUT</b>	<b>AUSTRIA</b>	<b>938.5</b>	<b>2</b>	<b>+ 0:44</b>	<b>48:09.2</b>	<b>3</b>			<b>+11.0</b>	
	2-1	r	BIELER Christoph	239.0			12:26.9	6	+38.9	13:10.9	2	+21.0
	2-2	g	GRUBER Michael	215.0			11:57.6	4	+30.6	25:08.5	2	+50.5
	2-3	y	STECHEM Mario	244.0			12:11.4	4	+25.1	37:19.9	3	+47.8
	2-4	b	GOTTWALD Felix	240.5			11:33.3	1	0.0	48:53.2	3	+11.0
<b>4</b>	<b>3</b>	<b>USA</b>	<b>USA</b>	<b>905.0</b>	<b>3</b>	<b>+ 1:34</b>	<b>48:20.1</b>	<b>4</b>			<b>+1:11.9</b>	
	3-1	r	LODWICK Todd	239.5			12:07.7	5	+19.7	13:41.7	4	+51.8
	3-2	g	DEMONG Bill	249.0			11:58.3	5	+31.3	25:40.0	4	+1:22.0
	3-3	y	SPILLANE Johnny	215.5			12:23.7	6	+37.4	38:03.7	4	+1:31.6
	3-4	b	DAYTON Matt	201.0			11:50.4	5	+17.1	49:54.1	4	+1:11.9
<b>5</b>	<b>10</b>	<b>NOR</b>	<b>NORWAY</b>	<b>791.5</b>	<b>10</b>	<b>+ 4:24</b>	<b>46:58.1</b>	<b>1</b>			<b>+2:39.9</b>	
	10-1	r	ROTEVATN Sverre	182.5			11:57.4	3	+9.4	16:21.4	9	+3:31.5
	10-2	g	OESTVIK Lars Andreas	185.5			11:27.0	1	0.0	27:48.4	8	+3:30.4
	10-3	y	GRAVE Jan Rune	214.5			11:48.6	2	+2.3	39:37.0	6	+3:04.9
	10-4	b	HAMMER Kristian	209.0			11:45.1	3	+11.8	51:22.1	5	+2:39.9
<b>6</b>	<b>8</b>	<b>FRA</b>	<b>FRANCE</b>	<b>846.5</b>	<b>8</b>	<b>+ 3:02</b>	<b>48:33.5</b>	<b>5</b>			<b>+2:53.3</b>	
	8-1	r	BAUD Frederic	203.5			11:59.9	4	+11.9	15:01.9	8	+2:12.0
	8-2	g	ROUX Ludovic	218.0			12:11.6	7	+44.6	27:13.5	7	+2:55.5
	8-3	y	ARNOULD Kevin	217.0			12:36.1	8	+49.8	39:49.6	8	+3:17.5
	8-4	b	BAL Nicolas	208.0			11:45.9	4	+12.6	51:35.5	6	+2:53.3
<b>7</b>	<b>7</b>	<b>SUI</b>	<b>SWITZERLAND</b>	<b>863.0</b>	<b>7</b>	<b>+ 2:37</b>	<b>49:30.9</b>	<b>7</b>			<b>+3:25.7</b>	
	7-1	r	HURSCHLER Andreas	205.0			11:54.2	2	+6.2	14:31.2	6	+1:41.3
	7-2	g	HEER Ronny	232.0			12:07.5	6	+40.5	26:38.7	5	+2:20.7
	7-3	y	SCHMID Jan	213.0			12:44.7	9	+58.4	39:23.4	5	+2:51.3
	7-4	b	RIEDER Ivan	213.0			12:44.5	7	+1:11.2	52:07.9	7	+3:25.7



RESULTS / RÉSULTATS

TEAM 4x5 km RELAY  
 RELAIS 4 X 5 km



SOLDIER HOLLOW SUN 17 FEB 2002 / DIM 17 FEV 2002 START TIME / DEBUT 13:00 END TIME / FINI A 13:53

Rank	Bib Leg	NOC Bib Color	Name	Jump			Cross-Country			Split Team Time Rank	Time Behind	
				Points	Rank	Time Difference	Team Leg Time Rank	Time Behind				
8	4	JPN	<b>JAPAN</b>	<b>901.0</b>	<b>4</b>	<b>+ 1:40</b>	<b>50:46.5</b>	<b>8</b>			<b>+3:44.3</b>	
	4-1	r	OGIWARA Kenji	214.5			12:33.2	7	+45.2	14:13.2	5	+1:23.3
	4-2	g	TOMII Gen	228.0			12:52.5	8	+1:25.5	27:05.7	6	+2:47.7
	4-3	y	MORI Satoshi	214.0			12:35.2	7	+48.9	39:40.9	7	+3:08.8
	4-4	b	TAKAHASHI Daito	244.5			12:45.6	8	+1:12.3	52:26.5	8	+3:44.3
9	6	CZE	<b>CZECH REPUBLIC</b>	<b>892.0</b>	<b>6</b>	<b>+ 1:53</b>	<b>51:35.8</b>	<b>9</b>				<b>+4:46.6</b>
	6-1	r	KUCERA Milan	214.5			12:49.1	8	+1:01.1	14:42.1	7	+1:52.2
	6-2	g	HERMANSKY Lukas	215.0			13:52.3	9	+2:25.3	28:34.4	9	+4:16.4
	6-3	y	CHURAVY Pavel	234.0			11:51.4	3	+5.1	40:25.8	9	+3:53.7
	6-4	b	SMEJC Petr	228.5			13:03.0	9	+1:29.7	53:28.8	9	+4:46.6

Did not start

9	RUS	<b>RUSSIAN FEDERATION</b>	<b>821.0</b>	<b>9</b>
9-1	r	FADEEV Alexej	224.0	
9-2	g	ZVETKOV Alexej	194.0	
9-3	y	BARANNIKOV Alexej	225.5	
9-4	b	LYSENIN Vladimir	177.5	

Weather	Snow Condition	Temperatures [°C]		Participants/NOCs					
		Air	Snow	Entries	Ranked	DNS	DNF	DSQ	LAP
Mostly Cloudy	Hard	8.0	-3.0	40/10	36/9	4/1	0/0	0/0	0/0

Technical Delegate:  <b>KUMPOST Roman (CZE)</b>	Chief of Competition:  <b>LAMB Joe (USA)</b>
--	--

NOTE

The amount of time that a competitor must wait before starting is calculated by converting the number of points behind into time. Each point behind is equivalent to 1.50 seconds of wait time. 40 points behind means a competitor starts one minute later than the competitor in front of him.

LEGEND / LEGENDE

r Red  
 DNF Did not finish  
 g DSQ Green Disqualified  
 y LAP Yellow Lapped  
 b Blue  
 DNS Did not start