



FIS SKI WORLD CUP
2nd MEN'S DOWNHILL
LIST OF COMPETITORS BY FIS POINTS



Number of Competitors: 65

| FIS Code | Name | Nation | FIS Points |
|----------|---------------------------------|--------|------------|
| 50024 | EBERHARTER Stephan | AUT | 0.00 |
| 50182 | STROBL Fritz | AUT | 1.87 |
| 420382 | AAMODT Kjetil Andre | NOR | 3.62 |
| 510035 | CAVEGN Franco | SUI | 3.66 |
| 50221 | TRINKL Hannes | AUT | 3.90 |
| 291641 | SULZENBACHER Kurt | ITA | 4.12 |
| 510767 | HOFFMANN Ambrosi | SUI | 4.24 |
| 50041 | WALCHHOFER Michael | AUT | 4.31 |
| 420470 | KJUS Lasse | NOR | 4.31 |
| 50310 | RZEHAK Peter | AUT | 4.66 |
| 50043 | FRANZ Werner | AUT | 4.74 |
| 50149 | STROBL Josef | AUT | 4.74 |
| 510030 | CUCHE Didier | SUI | 4.75 |
| 510478 | KERNEN Bruno | SUI | 4.88 |
| 191115 | CRETIER Claude | FRA | 4.93 |
| 50753 | KROELL Klaus | AUT | 4.99 |
| 190930 | DENERIAZ Antoine | FRA | 5.18 |
| 191116 | DALCIN Pierre-Emmanuel | FRA | 5.53 |
| 531040 | RAHLVES Daron | USA | 5.68 |
| 510756 | VON WEISSENFLUH Rolf | SUI | 5.84 |
| 291389 | FISCHNALLER Roland | ITA | 5.89 |
| 420681 | SIVERTSEN Kenneth | NOR | 5.93 |
| 190945 | FOURNIER-BIDOZ Sebastien | FRA | 5.95 |
| 290117 | CATTANEO Luca | ITA | 5.98 |
| 50360 | KNAUSS Hans | AUT | 5.99 |
| 290998 | STAUDACHER Patrick | ITA | 7.96 |
| 50831 | GRAGGABER Thomas | AUT | 8.11 |
| 50695 | BUDER Andreas | AUT | 9.74 |
| 500150 | JAERBYN Patrik | SWE | 9.84 |
| 190097 | BURTIN Nicolas | FRA | 13.00 |
| 510476 | HERRMANN Markus | SUI | 13.00 |
| 533131 | SULLIVAN Marco | USA | 13.19 |
| 510344 | ZUEGER Daniel | SUI | 13.91 |
| 200705 | RAUFFER Max | GER | 15.16 |
| 510727 | DEFAGO Didier | SUI | 15.24 |
| 291990 | BERBENNI Matteo | ITA | 15.53 |



FIS SKI WORLD CUP
2nd MEN'S DOWNHILL
LIST OF COMPETITORS BY FIS POINTS



Number of Competitors: 65

| FIS Code | Name | Nation | FIS Points |
|-----------------|--------------------------------|---------------|-------------------|
| 560302 | SPAROVEC Gregor | SLO | 16.01 |
| 291116 | FATTORI Alessandro | ITA | 16.13 |
| 560187 | PEN Peter | SLO | 16.92 |
| 500139 | NYBERG Fredrik | SWE | 17.67 |
| 420830 | GROENVOLD Audun | NOR | 19.42 |
| 191415 | BOTTOLLIER-LASQUIN Marc | FRA | 19.79 |
| 200249 | STANKALLA Stefan | GER | 19.79 |
| 420911 | SOLBAKKEN Bjarne | NOR | 19.86 |
| 220228 | MICKEL Finlay | GBR | 20.18 |
| 292455 | FILL Peter | ITA | 21.19 |
| 510747 | GRUENENFELDER Tobias | SUI | 21.27 |
| 102263 | GUAY Erik | CAN | 21.67 |
| 510207 | HARI Konrad | SUI | 22.70 |
| 291210 | GROS Giorgio | ITA | 23.10 |
| 560419 | SKERBINEK Primoz | SLO | 23.93 |
| 530137 | FIALA Jakub | USA | 24.28 |
| 191591 | BERTRAND Yannick | FRA | 24.29 |
| 532490 | MACARTNEY Scott | USA | 25.70 |
| 420696 | PAULSEN Lasse | NOR | 26.29 |
| 101850 | HUME Jeff | CAN | 27.11 |
| 560332 | JERMAN Andrej | SLO | 27.32 |
| 532431 | MILLER Bode | USA | 28.26 |
| 533098 | FRIEDMAN Bryon | USA | 28.53 |
| 40170 | BEAR Aj | AUS | 31.19 |
| 292056 | GUFLER Michael | ITA | 33.80 |
| 101330 | GIANNELLI Mike | CAN | 35.16 |
| 101375 | LAVOIE Vincent | CAN | 39.15 |
| 40171 | BRANCH Craig | AUS | 46.86 |
| 350032 | BUECHEL Marco | LIE | 47.89 |



FIS SKI WORLD CUP
2nd MEN'S DOWNHILL
ALPHABETICAL LIST OF COMPETITORS



Number of Competitors: 65

| Nation | FIS Code | Name | FIS Points (October 2002 List) | | | |
|------------|---------------------------|---------------------------------|--------------------------------|---------------|---------------|-------------|
| | | | DH | SL | GS | SG |
| AUS | 40170 | BEAR Aj | 31.19 (114) | 92.87 (1848) | 30.54 (250) | 50.05 (273) |
| | 40171 | BRANCH Craig | 46.86 (194) | 44.00 (494) | 40.01 (427) | 62.10 (405) |
| AUT | 50695 | BUDER Andreas | 9.74 (35) | 82.82 (1539) | 31.31 (266) | 24.11 (80) |
| | 50024 | EBERHARTER Stephan | 0.00 (1) | 154.32 (3626) | 0.00 (1) | 0.00 (1) |
| | 50043 | FRANZ Werner | 4.74 (14) | – | 19.08 (94) | 3.73 (9) |
| | 50831 | GRAGGABER Thomas | 8.11 (34) | 33.56 (288) | 26.74 (171) | 22.42 (72) |
| | 50360 | KNAUSS Hans | 5.99 (30) | – | 4.79 (17) | 4.58 (14) |
| | 50753 | KROELL Klaus | 4.99 (20) | 141.82 (3332) | 46.21 (555) | 5.90 (27) |
| | 50310 | RZEHAK Peter | 4.66 (13) | – | 63.34 (1010) | 13.61 (41) |
| | 50182 | STROBL Fritz | 1.87 (2) | – | 22.46 (115) | 2.02 (3) |
| | 50149 | STROBL Josef | 4.74 (14) | 205.55 (4592) | 5.57 (26) | 4.35 (11) |
| | 50221 | TRINKL Hannes | 3.90 (8) | – | 30.92 (258) | 5.93 (28) |
| 50041 | WALCHHOFER Michael | 4.31 (11) | 18.36 (102) | 30.25 (245) | 48.66 (256) | |
| CAN | 101330 | GIANNELLI Mike | 35.16 (128) | 56.87 (788) | 28.31 (200) | 22.86 (74) |
| | 102263 | GUAY Erik | 21.67 (73) | 28.58 (219) | 23.56 (129) | 25.08 (86) |
| | 101850 | HUME Jeff | 27.11 (97) | 78.46 (1407) | 28.86 (214) | 24.50 (84) |
| | 101375 | LAVOIE Vincent | 39.15 (147) | 27.24 (200) | 27.95 (193) | 30.73 (117) |
| FRA | 191591 | BERTRAND Yannick | 24.29 (87) | 82.55 (1536) | 33.03 (293) | 26.95 (92) |
| | 191415 | BOTTOLLIER-LASQUIN Marc | 19.79 (60) | 48.16 (573) | 58.71 (884) | 11.33 (37) |
| | 190097 | BURTIN Nicolas | 13.00 (39) | – | 49.96 (644) | 32.94 (132) |
| | 191115 | CRETIER Claude | 4.93 (19) | 130.72 (3017) | 39.04 (414) | 9.89 (36) |
| | 191116 | DALCIN Pierre-Emmanuel | 5.53 (22) | 70.00 (1173) | 28.86 (214) | 5.23 (17) |
| | 190930 | DENERIAZ Antoine | 5.18 (21) | 106.00 (2256) | 47.89 (602) | 33.87 (140) |
| | 190945 | FOURNIER-BIDOZ Sebastien | 5.95 (28) | 84.71 (1606) | 24.44 (140) | 5.99 (30) |
| GBR | 220228 | MICKEL Finlay | 20.18 (64) | 51.26 (649) | 38.35 (401) | 28.27 (99) |
| GER | 200705 | RAUFFER Max | 15.16 (45) | – | 42.67 (487) | 19.61 (59) |
| | 200249 | STANKALLA Stefan | 19.79 (60) | 79.89 (1465) | 31.59 (268) | 6.00 (31) |
| ITA | 291990 | BERBENNI Matteo | 15.53 (47) | 62.00 (944) | 46.54 (561) | 24.12 (81) |
| | 290117 | CATTANEO Luca | 5.98 (29) | 237.70 (4912) | 53.21 (740) | 16.16 (45) |
| | 291116 | FATTORI Alessandro | 16.13 (50) | 73.49 (1266) | 104.51 (2397) | 2.98 (5) |



FIS SKI WORLD CUP
2nd MEN'S DOWNHILL
ALPHABETICAL LIST OF COMPETITORS



Number of Competitors: 65

| Nation | FIS Code | Name | FIS Points (October 2002 List) | | | |
|------------|----------|-----------------------------|--------------------------------|---------------|---------------|-------------|
| | | | DH | SL | GS | SG |
| ITA | 292455 | FILL Peter | 21.19 (69) | 28.58 (219) | 17.75 (88) | 21.64 (69) |
| | 291389 | FISCHNALLER Roland | 5.89 (25) | 104.40 (2199) | 36.54 (360) | 15.66 (43) |
| | 291210 | GROS Giorgio | 23.10 (79) | 61.58 (931) | 57.21 (843) | 24.22 (82) |
| | 292056 | GUFLER Michael | 33.80 (122) | 49.24 (599) | 11.34 (50) | 16.08 (44) |
| | 290998 | STAUDACHER Patrick | 7.96 (33) | 54.97 (737) | 49.09 (625) | 9.49 (35) |
| | 291641 | SULZENBACHER Kurt | 4.12 (9) | 100.62 (2078) | 73.25 (1364) | 11.42 (38) |
| LIE | 350032 | BUECHEL Marco | 47.89 (207) | 65.51 (1052) | 10.58 (46) | 5.48 (23) |
| NOR | 420382 | AAMODT Kjetil Andre | 3.62 (3) | 3.73 (9) | 4.56 (16) | 2.79 (4) |
| | 420830 | GROENVOLD Audun | 19.42 (58) | 251.61 (4988) | 24.34 (137) | 6.00 (31) |
| | 420470 | KJUS Lasse | 4.31 (11) | 5.61 (21) | 5.11 (20) | 4.35 (11) |
| | 420696 | PAULSEN Lasse | 26.29 (96) | 74.66 (1291) | 18.22 (89) | 6.00 (31) |
| | 420681 | SIVERTSEN Kenneth | 5.93 (27) | 180.32 (4180) | 14.35 (65) | 20.42 (63) |
| | 420911 | SOLBAKKEN Bjarne | 19.86 (62) | 54.44 (722) | 5.25 (23) | 5.36 (20) |
| SLO | 560332 | JERMAN Andrej | 27.32 (99) | 29.99 (240) | 24.66 (144) | 19.25 (57) |
| | 560187 | PEN Peter | 16.92 (52) | 63.81 (997) | 80.12 (1614) | 26.97 (93) |
| | 560419 | SKERBINEK Primoz | 23.93 (85) | 43.40 (477) | 41.19 (455) | 17.38 (50) |
| | 560302 | SPAROVEC Gregor | 16.01 (49) | 85.67 (1633) | 30.83 (256) | 17.07 (48) |
| SUI | 510035 | CAVEGN Franco | 3.66 (4) | — | 105.61 (2436) | 16.65 (47) |
| | 510030 | CUCHE Didier | 4.75 (17) | 196.77 (4479) | 0.94 (4) | 1.44 (2) |
| | 510727 | DEFAGO Didier | 15.24 (46) | 26.63 (186) | 4.48 (15) | 3.58 (8) |
| | 510747 | GRUENENFELDER Tobias | 21.27 (71) | 89.76 (1748) | 5.73 (27) | 5.25 (18) |
| | 510207 | HARI Konrad | 22.70 (77) | 110.75 (2381) | 23.59 (130) | 21.70 (70) |
| | 510476 | HERRMANN Markus | 13.00 (39) | 134.68 (3120) | 83.68 (1710) | 76.15 (595) |
| | 510767 | HOFFMANN Ambrosi | 4.24 (10) | 79.42 (1443) | 16.90 (80) | 5.56 (24) |
| | 510478 | KERNEN Bruno | 4.88 (18) | 37.24 (360) | 45.83 (548) | 17.37 (49) |
| | 510756 | VON WEISSENFLOH Rolf | 5.84 (24) | 213.09 (4692) | 81.85 (1659) | 42.96 (209) |
| | 510344 | ZUEGER Daniel | 13.91 (43) | 165.06 (3866) | 36.80 (366) | 34.83 (145) |
| SWE | 500150 | JAERBYN Patrik | 9.84 (36) | 59.66 (874) | 21.86 (110) | 5.29 (19) |
| | 500139 | NYBERG Fredrik | 17.67 (54) | 42.56 (458) | 1.20 (5) | 4.56 (13) |
| USA | 530137 | FIALA Jakub | 24.28 (86) | 97.26 (1982) | 23.43 (128) | 31.73 (128) |
| | 533098 | FRIEDMAN Bryon | 28.53 (105) | 28.56 (218) | 17.10 (81) | 33.71 (139) |
| | 532490 | MACARTNEY Scott | 25.70 (93) | 25.80 (175) | 29.29 (226) | 29.06 (106) |
| | 532431 | MILLER Bode | 28.26 (103) | 0.56 (2) | 1.63 (6) | 20.06 (61) |
| | 531040 | RAHLVES Daron | 5.68 (23) | 166.80 (3899) | 16.10 (75) | 4.65 (15) |
| | 533131 | SULLIVAN Marco | 13.19 (42) | 37.59 (364) | 25.58 (155) | 18.47 (53) |

LEGEND
DH Downhill SL Slalom GS Giant Slalom SG Super-G

07-12-2002 / Vail - Beaver Creek (USA) / 0429

Page 2/2

Data Processing by SWATCH

www.fis-ski.com

SWATCH Timing

Generation Date: FRI 6 DEC 2002

Time: 17:19 Swatch Internet Time: @ 55

Document: 32A 1.0



FIS SKI WORLD CUP
2nd MEN'S DOWNHILL
START LIST



| Jury | | | Technical Data | |
|--------------------------|-------------|-----|----------------------------|----------------------------|
| TD FIS | T. SAVAGE | CAN | Course Name | Birds of Prey/Golden Eagle |
| Referee | G. HUJARA | FIS | Start Altitude | 3483 m |
| Assistant Referee | H. SCHMALZL | FIS | Finish Altitude | 2726 m |
| Chief of Race | J. ROBERTS | USA | Vertical Drop | 757 m |
| | | | Course Length | 2713 m |
| | | | Homologation Number | 6832/10/02 |

Race Information

| | | | | |
|------------------------|-----------------|-----|------------------|-----|
| Course Setter | H. SCHMALZL | FIS | | |
| Number of Gates | 42 | | | |
| Start Time | 11:00 | | | |
| Forerunners | A - A. COLE | USA | E - E. M. ELVRUM | USA |
| | B - A. HORTON | USA | F - C. JENICK | NOR |
| | C - J. TRANSUE | USA | G - N. ASOIAN | USA |
| | D - J. HARRISON | USA | | |

Number of Competitors: 65

| Bib | FIS Code | Name | Year of Birth | Nation | Time | Ski |
|-----|----------|-------------------------|---------------|--------|-------|-----|
| 1 | 190097 | BURTIN Nicolas | 1972 | FRA | _____ | AT |
| 2 | 291389 | FISCHNALLER Roland | 1975 | ITA | _____ | AT |
| 3 | 530137 | FIALA Jakub | 1975 | USA | _____ | AT |
| 4 | 191415 | BOTTOLLIER-LASQUIN Marc | 1979 | FRA | _____ | SA |
| 5 | 560332 | JERMAN Andrej | 1978 | SLO | _____ | RO |
| 6 | 291641 | SULZENBACHER Kurt | 1976 | ITA | _____ | RO |
| 7 | 533131 | SULLIVAN Marco | 1980 | USA | _____ | SA |
| 8 | 40170 | BEAR Aj | 1977 | AUS | _____ | AT |
| 9 | 560302 | SPAROVEC Gregor | 1977 | SLO | _____ | HE |
| 10 | 350032 | BUECHEL Marco | 1971 | LIE | _____ | HE |
| 11 | 190930 | DENERIAZ Antoine | 1976 | FRA | _____ | AT |
| 12 | 50695 | BUDER Andreas | 1979 | AUT | _____ | FI |
| 13 | 510727 | DEFAGO Didier | 1977 | SUI | _____ | AT |
| 14 | 50221 | TRINKL Hannes | 1968 | AUT | _____ | HE |
| 15 | 510478 | KERNEN Bruno | 1972 | SUI | _____ | RO |
| 16 | 420830 | GROENVOLD Audun | 1976 | NOR | _____ | RO |
| 17 | 291116 | FATTORI Alessandro | 1973 | ITA | _____ | FI |
| 18 | 50149 | STROBL Josef | 1974 | AUT | _____ | AT |
| 19 | 510747 | GRUENENFELDER Tobias | 1977 | SUI | _____ | SA |
| 20 | 191116 | DALCIN Pierre-Emmanuel | 1977 | FRA | _____ | SA |
| 21 | 510756 | VON WEISSENFLUH Rolf | 1977 | SUI | _____ | HE |



FIS SKI WORLD CUP
2nd MEN'S DOWNHILL
START LIST



Number of Competitors: 65

| Bib | FIS Code | Name | Year of Birth | Nation | Time | Ski |
|-----|----------|--------------------------|---------------|--------|-------|-----|
| 22 | 510035 | CAVEGN Franco | 1971 | SUI | _____ | HE |
| 23 | 50041 | WALCHHOFER Michael | 1975 | AUT | _____ | AT |
| 24 | 50310 | RZEHAK Peter | 1970 | AUT | _____ | SA |
| 25 | 190945 | FOURNIER-BIDOZ Sebastien | 1976 | FRA | _____ | RO |
| 26 | 510767 | HOFFMANN Ambrosi | 1977 | SUI | _____ | ST |
| 27 | 532431 | MILLER Bode | 1977 | USA | _____ | RO |
| 28 | 50182 | STROBL Fritz | 1972 | AUT | _____ | SA |
| 29 | 510030 | CUCHE Didier | 1974 | SUI | _____ | AT |
| 30 | 50024 | EBERHARTER Stephan | 1969 | AUT | _____ | AT |
| 31 | 420382 | AAMODT Kjetil Andre | 1971 | NOR | _____ | NO |
| 32 | 420470 | KJUS Lasse | 1971 | NOR | _____ | DY |
| 33 | 50043 | FRANZ Werner | 1972 | AUT | _____ | HE |
| 34 | 500139 | NYBERG Fredrik | 1969 | SWE | _____ | SA |
| 35 | 191115 | CRETIER Claude | 1977 | FRA | _____ | SA |
| 36 | 50753 | KROELL Klaus | 1980 | AUT | _____ | HE |
| 37 | 531040 | RAHLVES Daron | 1973 | USA | _____ | AT |
| 38 | 420681 | SIVERTSEN Kenneth | 1973 | NOR | _____ | RO |
| 39 | 290117 | CATTANEO Luca | 1972 | ITA | _____ | HE |
| 40 | 50360 | KNAUSS Hans | 1971 | AUT | _____ | AT |
| 41 | 290998 | STAUDACHER Patrick | 1980 | ITA | _____ | HE |
| 42 | 50831 | GRAGGABER Thomas | 1981 | AUT | _____ | AT |
| 43 | 500150 | JAERBYN Patrik | 1969 | SWE | _____ | SA |
| 44 | 510476 | HERRMANN Markus | 1972 | SUI | _____ | ST |
| 45 | 510344 | ZUEGER Daniel | 1979 | SUI | _____ | ST |
| 46 | 200705 | RAUFFER Max | 1972 | GER | _____ | AT |
| 47 | 291990 | BERBENNI Matteo | 1979 | ITA | _____ | DY |
| 48 | 560187 | PEN Peter | 1973 | SLO | _____ | RO |
| 49 | 200249 | STANKALLA Stefan | 1975 | GER | _____ | HE |
| 50 | 420911 | SOLBAKKEN Bjarne | 1977 | NOR | _____ | AT |
| 51 | 220228 | MICKEL Finlay | 1977 | GBR | _____ | AT |
| 52 | 292455 | FILL Peter | 1982 | ITA | _____ | DY |
| 53 | 102263 | GUAY Erik | 1981 | CAN | _____ | AT |
| 54 | 510207 | HARI Konrad | 1978 | SUI | _____ | SA |
| 55 | 291210 | GROS Giorgio | 1981 | ITA | _____ | RO |
| 56 | 560419 | SKERBINEK Primoz | 1980 | SLO | _____ | HE |
| 57 | 191591 | BERTRAND Yannick | 1980 | FRA | _____ | DY |
| 58 | 532490 | MACARTNEY Scott | 1978 | USA | _____ | SA |
| 59 | 420696 | PAULSEN Lasse | 1974 | NOR | _____ | AT |
| 60 | 101850 | HUME Jeff | 1979 | CAN | _____ | SA |
| 61 | 533098 | FRIEDMAN Bryon | 1980 | USA | _____ | AT |
| 62 | 292056 | GUFLER Michael | 1979 | ITA | _____ | AT |
| 63 | 101330 | GIANNELLI Mike | 1977 | CAN | _____ | AT |
| 64 | 101375 | LAVOIE Vincent | 1977 | CAN | _____ | AT |
| 65 | 40171 | BRANCH Craig | 1977 | AUS | _____ | HE |



FIS SKI WORLD CUP
2nd MEN'S DOWNHILL
OFFICIAL RESULTS

**Jury**

TD FIS T. SAVAGE CAN
Referee G. HUJARA FIS
Assistant Referee H. SCHMALZL FIS
Chief of Race J. ROBERTS USA

Technical Data

Course Name Birds of Prey/Golden Eagle
Start Altitude 3483 m
Finish Altitude 2726 m
Vertical Drop 757 m
Course Length 2713 m
Homologation Number 6832/10/02

Race Information

Course Setter H. SCHMALZL FIS
Number of Gates 42
Start Time 11:00

Forerunners
 A - A. COLE USA
 B - A. HORTON USA
 C - J. TRANSUE USA
 D - J. HARRISON USA
 E - E. M. ELVRUM USA
 F - C. JENICK NOR
 G - N. ASOIAN USA

Weather: Partly Cloudy **Snow:** Hard **Temperature – Start:** -6 °C **Finish:** -8 °C **F-factor:** 1350

Number of Competitors: 65

| Rank | Bib | FIS Code | Name | Nation | Time | Diff. | Race Points | Ski |
|------|------|----------|--------------------------|--------|---------|-------|-------------|-----|
| 1 | 30 | 50024 | EBERHARTER Stephan | AUT | 1:40.18 | | 0.00 | AT |
| 2 | 23 | 50041 | WALCHHOFER Michael | AUT | 1:40.28 | 0.10 | 1.35 | AT |
| 3 | W 37 | 531040 | RAHLVES Daron | USA | 1:40.56 | 0.38 | 5.12 | AT |
| 4 | 28 | 50182 | STROBL Fritz | AUT | 1:40.72 | 0.54 | 7.28 | SA |
| 5 | 29 | 510030 | CUCHE Didier | SUI | 1:40.98 | 0.80 | 10.78 | AT |
| 6 | 7 | 533131 | SULLIVAN Marco | USA | 1:41.04 | 0.86 | 11.59 | SA |
| 7 | 31 | 420382 | AAMODT Kjetil Andre | NOR | 1:41.09 | 0.91 | 12.26 | NO |
| 8 | 27 | 532431 | MILLER Bode | USA | 1:41.10 | 0.92 | 12.40 | RO |
| 9 | 26 | 510767 | HOFFMANN Ambrosi | SUI | 1:41.24 | 1.06 | 14.28 | ST |
| 10 | 14 | 50221 | TRINKL Hannes | AUT | 1:41.67 | 1.49 | 20.08 | HE |
| 11 | 13 | 510727 | DEFAGO Didier | SUI | 1:41.68 | 1.50 | 20.21 | AT |
| 12 | 36 | 50753 | KROELL Klaus | AUT | 1:41.75 | 1.57 | 21.16 | HE |
| 12 | 25 | 190945 | FOURNIER-BIDOZ Sebastien | FRA | 1:41.75 | 1.57 | 21.16 | RO |
| 14 | 10 | 350032 | BUCHEL Marco | LIE | 1:41.81 | 1.63 | 21.97 | HE |
| 15 | 22 | 510035 | CAVEGN Franco | SUI | 1:41.83 | 1.65 | 22.23 | HE |
| 16 | 15 | 510478 | KERNEN Bruno | SUI | 1:41.88 | 1.70 | 22.91 | RO |

#473 _____



FIS SKI WORLD CUP
2nd MEN'S DOWNHILL
OFFICIAL RESULTS



Number of Competitors: 65

| Rank | Bib | FIS Code | Name | Nation | Time | Diff. | Race Points | Ski |
|------|-----|----------|-------------------------|--------|---------|-------|-------------|-----|
| 16 | 5 | 560332 | JERMAN Andrej | SLO | 1:41.88 | 1.70 | 22.91 | RO |
| 18 | 33 | 50043 | FRANZ Werner | AUT | 1:41.89 | 1.71 | 23.04 | HE |
| 19 | 24 | 50310 | RZEHAK Peter | AUT | 1:41.93 | 1.75 | 23.58 | SA |
| 20 | 16 | 420830 | GROENVOLD Audun | NOR | 1:42.04 | 1.86 | 25.06 | RO |
| 21 | 12 | 50695 | BUDER Andreas | AUT | 1:42.24 | 2.06 | 27.76 | FI |
| 22 | 39 | 290117 | CATTANEO Luca | ITA | 1:42.28 | 2.10 | 28.30 | HE |
| 23 | 8 | 40170 | BEAR Aj | AUS | 1:42.29 | 2.11 | 28.43 | AT |
| 23 | 3 | 530137 | FIALA Jakub | USA | 1:42.29 | 2.11 | 28.43 | AT |
| 25 | 19 | 510747 | GRUENENFELDER Tobias | SUI | 1:42.34 | 2.16 | 29.11 | SA |
| 26 | 1 | 190097 | BURTIN Nicolas | FRA | 1:42.39 | 2.21 | 29.78 | AT |
| 27 | 40 | 50360 | KNAUSS Hans | AUT | 1:42.40 | 2.22 | 29.92 | AT |
| 28 | 9 | 560302 | SPAROVEC Gregor | SLO | 1:42.42 | 2.24 | 30.19 | HE |
| 29 | 20 | 191116 | DALCIN Pierre-Emmanuel | FRA | 1:42.45 | 2.27 | 30.59 | SA |
| 30 | 52 | 292455 | FILL Peter | ITA | 1:42.47 | 2.29 | 30.86 | DY |
| 31 | 44 | 510476 | HERRMANN Markus | SUI | 1:42.50 | 2.32 | 31.26 | ST |
| 32 | 6 | 291641 | SULZENBACHER Kurt | ITA | 1:42.56 | 2.38 | 32.07 | RO |
| 33 | 45 | 510344 | ZUEGER Daniel | SUI | 1:42.57 | 2.39 | 32.21 | ST |
| 34 | 38 | 420681 | SIVERTSEN Kenneth | NOR | 1:42.63 | 2.45 | 33.02 | RO |
| 35 | 64 | 101375 | LAVOIE Vincent | CAN | 1:42.68 | 2.50 | 33.69 | AT |
| 35 | 21 | 510756 | VON WEISSENFLUH Rolf | SUI | 1:42.68 | 2.50 | 33.69 | HE |
| 35 | 11 | 190930 | DENERIAZ Antoine | FRA | 1:42.68 | 2.50 | 33.69 | AT |
| 38 | 43 | 500150 | JAERBYN Patrik | SWE | 1:42.70 | 2.52 | 33.96 | SA |
| 39 | 32 | 420470 | KJUS Lasse | NOR | 1:42.73 | 2.55 | 34.36 | DY |
| 40 | 34 | 500139 | NYBERG Fredrik | SWE | 1:42.74 | 2.56 | 34.50 | SA |
| 41 | 58 | 532490 | MACARTNEY Scott | USA | 1:42.81 | 2.63 | 35.44 | SA |
| 42 | 4 | 191415 | BOTTOLLIER-LASQUIN Marc | FRA | 1:42.83 | 2.65 | 35.71 | SA |
| 43 | 49 | 200249 | STANKALLA Stefan | GER | 1:42.94 | 2.76 | 37.19 | HE |
| 44 | 42 | 50831 | GRAGGABER Thomas | AUT | 1:43.00 | 2.82 | 38.00 | AT |
| 45 | 50 | 420911 | SOLBAKKEN Bjarne | NOR | 1:43.03 | 2.85 | 38.41 | AT |
| 45 | 48 | 560187 | PEN Peter | SLO | 1:43.03 | 2.85 | 38.41 | RO |
| 47 | 62 | 292056 | GUFLER Michael | ITA | 1:43.16 | 2.98 | 40.16 | AT |
| 48 | 2 | 291389 | FISCHNALLER Roland | ITA | 1:43.19 | 3.01 | 40.56 | AT |
| 49 | 57 | 191591 | BERTRAND Yannick | FRA | 1:43.55 | 3.37 | 45.41 | DY |
| 50 | 46 | 200705 | RAUFFER Max | GER | 1:43.61 | 3.43 | 46.22 | AT |
| 51 | 53 | 102263 | GUAY Erik | CAN | 1:43.68 | 3.50 | 47.17 | AT |
| 52 | 60 | 101850 | HUME Jeff | CAN | 1:43.77 | 3.59 | 48.38 | SA |
| 53 | 47 | 291990 | BERBENNI Matteo | ITA | 1:43.85 | 3.67 | 49.46 | DY |
| 54 | 41 | 290998 | STAUDACHER Patrick | ITA | 1:44.21 | 4.03 | 54.31 | HE |
| 55 | 51 | 220228 | MICKEL Finlay | GBR | 1:44.85 | 4.67 | 62.93 | AT |
| 56 | 55 | 291210 | GROS Giorgio | ITA | 1:44.91 | 4.73 | 63.74 | RO |
| 57 | 63 | 101330 | GIANNELLI Mike | CAN | 1:44.93 | 4.75 | 64.01 | AT |
| 58 | 56 | 560419 | SKERBINEK Primoz | SLO | 1:45.25 | 5.07 | 68.32 | HE |

DID NOT START: 1 competitor

| | | | | |
|----|--------|--------------------|-----|----|
| 17 | 291116 | FATTORI Alessandro | ITA | FI |
|----|--------|--------------------|-----|----|

#473 _____



FIS SKI WORLD CUP
2nd MEN'S DOWNHILL
OFFICIAL RESULTS



Number of Competitors: 65

| Rank | Bib | FIS Code | Name | Nation | Time | Diff. | Race Points | Ski |
|--------------------------------------|-----|----------|-----------------------|--------|------|-------|-------------|-----|
| DID NOT FINISH: 6 competitors | | | | | | | | |
| | 18 | 50149 | STROBL Josef | AUT | | | | AT |
| | 35 | 191115 | CRETIER Claude | FRA | | | | SA |
| | 54 | 510207 | HARI Konrad | SUI | | | | SA |
| | 59 | 420696 | PAULSEN Lasse | NOR | | | | AT |
| | 61 | 533098 | FRIEDMAN Bryon | USA | | | | AT |
| | 65 | 40171 | BRANCH Craig | AUS | | | | HE |

| | | | | | |
|------|-----------|------|----------|------|---------|
| AT : | ATOMIC | DY : | DYNASTAR | EL : | ELAN |
| FI : | FISCHER | HE : | HEAD | NO : | NORDICA |
| RO : | ROSSIGNOL | SA : | SALOMON | ST : | STÖCKLI |
| VK : | VÖLKL | | | | |

Technical Delegate:
T. SAVAGE (CAN) #473

LEGEND

W WinStar is the athlete who realise the biggest jump within the first 15 who is started with bib 31 or higher

07-12-2002 / Vail - Beaver Creek (USA) / 0429

Page 3/3

Data Processing by SWATCH

www.fis-ski.com

SWATCH Timing

Generation Date: SAT 7 DEC 2002

Time: 12:53 Swatch Internet Time: @870

Document: 73A 1.0



FIS SKI WORLD CUP
2nd MEN'S DOWNHILL
PENALTY CALCULATION



Best 10 at Finish

| Rank | Bib | FIS Code | Name | Nation | FIS Points | Best 5 | Race Points |
|------|-----|----------|---------------------|--------|------------|--------|-------------|
| 1 | 30 | 50024 | EBERHARTER Stephan | AUT | 0.00 | 0.00 | 0.00 |
| 2 | 23 | 50041 | WALCHHOFFER Michael | AUT | 4.31 | | |
| 3 | 37 | 531040 | RAHLVES Daron | USA | 5.68 | | |
| 4 | 28 | 50182 | STROBL Fritz | AUT | 1.87 | 1.87 | 7.28 |
| 5 | 29 | 510030 | CUCHE Didier | SUI | 4.75 | | |
| 6 | 7 | 533131 | SULLIVAN Marco | USA | 13.19 | | |
| 7 | 31 | 420382 | AAMODT Kjetil Andre | NOR | 3.62 | 3.62 | 12.26 |
| 8 | 27 | 532431 | MILLER Bode | USA | 28.26 | | |
| 9 | 26 | 510767 | HOFFMANN Ambrosi | SUI | 4.24 | 4.24 | 14.28 |
| 10 | 14 | 50221 | TRINKL Hannes | AUT | 3.90 | 3.90 | 20.08 |

Best 5 FIS Points at Start

| Rank | Bib | FIS Code | Name | Nation | FIS Points |
|------|-----|----------|---------------------|--------|------------|
| 1 | 30 | 50024 | EBERHARTER Stephan | AUT | 0.00 |
| 4 | 28 | 50182 | STROBL Fritz | AUT | 1.87 |
| 7 | 31 | 420382 | AAMODT Kjetil Andre | NOR | 3.62 |
| 15 | 22 | 510035 | CAVEGN Franco | SUI | 3.66 |
| 10 | 14 | 50221 | TRINKL Hannes | AUT | 3.90 |

| | | |
|--|---------------|--------------|
| TOTALS: | | |
| FIS Points of Best 5 at Start (B) | <u>13.05</u> | |
| FIS Points of Best at Finish in Top 10 (A) | | <u>13.63</u> |
| Race Points of Corresponding Competitors (C) | | <u>53.90</u> |
| Calculated Penalty (A+B-C) : 10 => | -2.722 | |
| Rounded | -2.72 | |
| Correction Value (Z) | -2.87 | |
| Penalty Applied | 0.00 | |

Technical Delegate:
T. SAVAGE (CAN) #473



FIS SKI WORLD CUP
2nd MEN'S DOWNHILL
PERFORMANCE ANALYSIS 1



Number of Competitors: 58

| Rank | Bib | Name | Nation | Positions | | | Partials | | | Difference | | Speed | | | | |
|------|-----|---------------------|--------|------------------|------------------|--------------------|-------------------|------------------|-------------------|-------------------|-------------------|--------------------|------|-------|------------------|-------------|
| | | | | Pos. | Time | Rank | Pos. | Time | Rank | Time | Dist(m) | Pos. | km/h | Rank | | |
| 1 | 30 | EBERHARTER Stephan | AUT | Int1: 26.33 (1) | Int2: 55.00 (1) | Int3: 1:12.04 (1) | Int4: 1:23.87 (1) | Fin: 1:40.18 (1) | I1-I2: 28.67 (3) | I2-I3: 17.04 (5) | I3-I4: 11.83 (3) | I4-Fin: 16.31 (11) | 0.00 | 0.00 | Sp1: 119.00 (18) | Avg.: 97.49 |
| 2 | 23 | WALCHHOFFER Michael | AUT | Int1: 26.45 (5) | Int2: 55.64 (7) | Int3: 1:12.50 (4) | Int4: 1:24.40 (3) | Fin: 1:40.28 (2) | I1-I2: 29.19 (11) | I2-I3: 16.86 (1) | I3-I4: 11.90 (4) | I4-Fin: 15.88 (1) | 0.12 | 2.71 | Sp1: 123.42 (1) | Avg.: 97.40 |
| 3 | 37 | RAHLVES Daron | USA | Int1: 26.47 (6) | Int2: 55.26 (3) | Int3: 1:12.25 (2) | Int4: 1:24.28 (2) | Fin: 1:40.56 (3) | I1-I2: 28.79 (6) | I2-I3: 16.99 (2) | I3-I4: 12.03 (10) | I4-Fin: 16.28 (9) | 0.14 | 10.25 | Sp1: 117.71 (33) | Avg.: 97.12 |
| 4 | 28 | STROBL Fritz | AUT | Int1: 26.64 (14) | Int2: 55.35 (4) | Int3: 1:12.43 (3) | Int4: 1:24.56 (4) | Fin: 1:40.72 (4) | I1-I2: 28.71 (4) | I2-I3: 17.08 (7) | I3-I4: 12.13 (22) | I4-Fin: 16.16 (4) | 0.31 | 14.55 | Sp1: 123.07 (2) | Avg.: 96.97 |
| 5 | 29 | CUCHE Didier | SUI | Int1: 26.85 (36) | Int2: 55.46 (5) | Int3: 1:12.72 (7) | Int4: 1:24.85 (7) | Fin: 1:40.98 (5) | I1-I2: 28.61 (2) | I2-I3: 17.26 (20) | I3-I4: 12.13 (22) | I4-Fin: 16.13 (3) | 0.52 | 21.49 | Sp1: 120.33 (10) | Avg.: 96.72 |
| 6 | 7 | SULLIVAN Marco | USA | Int1: 26.65 (17) | Int2: 56.02 (15) | Int3: 1:13.13 (12) | Int4: 1:24.92 (8) | Fin: 1:41.04 (6) | I1-I2: 29.37 (16) | I2-I3: 17.11 (9) | I3-I4: 11.79 (2) | I4-Fin: 16.12 (2) | 0.32 | 23.09 | Sp1: 116.75 (39) | Avg.: 96.66 |
| 7 | 31 | AAMODT Kjetil Andre | NOR | Int1: 26.50 (8) | Int2: 55.48 (6) | Int3: 1:12.63 (6) | Int4: 1:24.61 (5) | Fin: 1:41.09 (7) | I1-I2: 28.98 (7) | I2-I3: 17.15 (12) | I3-I4: 11.98 (7) | I4-Fin: 16.48 (21) | 0.17 | 24.42 | Sp1: 122.37 (4) | Avg.: 96.61 |
| 8 | 27 | MILLER Bode | USA | Int1: 26.75 (27) | Int2: 55.21 (2) | Int3: 1:12.59 (5) | Int4: 1:24.62 (6) | Fin: 1:41.10 (8) | I1-I2: 28.46 (1) | I2-I3: 17.38 (35) | I3-I4: 12.03 (10) | I4-Fin: 16.48 (21) | 0.42 | 24.69 | Sp1: 120.00 (12) | Avg.: 96.61 |



FIS SKI WORLD CUP
2nd MEN'S DOWNHILL
PERFORMANCE ANALYSIS 1



Number of Competitors: 58

| Rank | Bib | Name | Nation | Positions | | | Partials | | | Difference | | Speed | | |
|------|-----|--------------------------|--------|-----------|---------|------|----------|-------|------|------------|---------|-------|--------|------|
| | | | | Pos. | Time | Rank | Pos. | Time | Rank | Time | Dist(m) | Pos. | km/h | Rank |
| 9 | 26 | HOFFMANN Ambrosi | SUI | Int1: | 26.47 | (6) | I1-I2: | 29.51 | (25) | 0.14 | | Sp1: | 121.69 | (5) |
| | | | | Int2: | 55.98 | (14) | I2-I3: | 17.11 | (9) | 0.98 | | | | |
| | | | | Int3: | 1:13.09 | (11) | I3-I4: | 11.97 | (6) | 1.05 | | | | |
| | | | | Int4: | 1:25.06 | (9) | I4-Fin: | 16.18 | (5) | 1.19 | | | | |
| | | | | Fin: | 1:41.24 | (9) | | | | 1.06 | 28.41 | Avg.: | 96.47 | |
| 10 | 14 | TRINKL Hannes | AUT | Int1: | 26.78 | (30) | I1-I2: | 29.37 | (16) | 0.45 | | Sp1: | 120.67 | (7) |
| | | | | Int2: | 56.15 | (21) | I2-I3: | 17.00 | (3) | 1.15 | | | | |
| | | | | Int3: | 1:13.15 | (14) | I3-I4: | 12.13 | (22) | 1.11 | | | | |
| | | | | Int4: | 1:25.28 | (13) | I4-Fin: | 16.39 | (13) | 1.41 | | | | |
| | | | | Fin: | 1:41.67 | (10) | | | | 1.49 | 39.76 | Avg.: | 96.06 | |
| 11 | 13 | DEFAGO Didier | SUI | Int1: | 26.63 | (13) | I1-I2: | 29.17 | (10) | 0.30 | | Sp1: | 116.75 | (39) |
| | | | | Int2: | 55.80 | (11) | I2-I3: | 17.19 | (15) | 0.80 | | | | |
| | | | | Int3: | 1:12.99 | (9) | I3-I4: | 12.12 | (19) | 0.95 | | | | |
| | | | | Int4: | 1:25.11 | (10) | I4-Fin: | 16.57 | (32) | 1.24 | | | | |
| | | | | Fin: | 1:41.68 | (11) | | | | 1.50 | 40.02 | Avg.: | 96.05 | |
| 12 | 36 | KROELL Klaus | AUT | Int1: | 26.74 | (25) | I1-I2: | 29.03 | (9) | 0.41 | | Sp1: | 115.20 | (51) |
| | | | | Int2: | 55.77 | (9) | I2-I3: | 17.18 | (13) | 0.77 | | | | |
| | | | | Int3: | 1:12.95 | (8) | I3-I4: | 12.25 | (41) | 0.91 | | | | |
| | | | | Int4: | 1:25.20 | (11) | I4-Fin: | 16.55 | (28) | 1.33 | | | | |
| | | | | Fin: | 1:41.75 | (12) | | | | 1.57 | 41.86 | Avg.: | 95.99 | |
| 12 | 25 | FOURNIER-BIDOZ Sebastien | FRA | Int1: | 26.51 | (9) | I1-I2: | 29.36 | (15) | 0.18 | | Sp1: | 119.66 | (14) |
| | | | | Int2: | 55.87 | (12) | I2-I3: | 17.26 | (20) | 0.87 | | | | |
| | | | | Int3: | 1:13.13 | (12) | I3-I4: | 12.19 | (30) | 1.09 | | | | |
| | | | | Int4: | 1:25.32 | (14) | I4-Fin: | 16.43 | (17) | 1.45 | | | | |
| | | | | Fin: | 1:41.75 | (12) | | | | 1.57 | 41.86 | Avg.: | 95.99 | |
| 14 | 10 | BUECHEL Marco | LIE | Int1: | 26.74 | (25) | I1-I2: | 29.30 | (14) | 0.41 | | Sp1: | 118.68 | (21) |
| | | | | Int2: | 56.04 | (17) | I2-I3: | 17.20 | (16) | 1.04 | | | | |
| | | | | Int3: | 1:13.24 | (15) | I3-I4: | 12.01 | (8) | 1.20 | | | | |
| | | | | Int4: | 1:25.25 | (12) | I4-Fin: | 16.56 | (30) | 1.38 | | | | |
| | | | | Fin: | 1:41.81 | (14) | | | | 1.63 | 43.44 | Avg.: | 95.93 | |
| 15 | 22 | CAVEGN Franco | SUI | Int1: | 26.68 | (18) | I1-I2: | 29.83 | (39) | 0.35 | | Sp1: | 118.35 | (26) |
| | | | | Int2: | 56.51 | (38) | I2-I3: | 17.14 | (11) | 1.51 | | | | |
| | | | | Int3: | 1:13.65 | (28) | I3-I4: | 11.95 | (5) | 1.61 | | | | |
| | | | | Int4: | 1:25.60 | (20) | I4-Fin: | 16.23 | (6) | 1.73 | | | | |
| | | | | Fin: | 1:41.83 | (15) | | | | 1.65 | 43.96 | Avg.: | 95.91 | |
| 16 | 15 | KERNEN Bruno | SUI | Int1: | 26.84 | (35) | I1-I2: | 29.58 | (28) | 0.51 | | Sp1: | 116.12 | (47) |
| | | | | Int2: | 56.42 | (31) | I2-I3: | 17.02 | (4) | 1.42 | | | | |
| | | | | Int3: | 1:13.44 | (20) | I3-I4: | 12.07 | (14) | 1.40 | | | | |
| | | | | Int4: | 1:25.51 | (19) | I4-Fin: | 16.37 | (12) | 1.64 | | | | |
| | | | | Fin: | 1:41.88 | (16) | | | | 1.70 | 45.27 | Avg.: | 95.87 | |
| 16 | 5 | JERMAN Andrej | SLO | Int1: | 27.03 | (52) | I1-I2: | 29.23 | (12) | 0.70 | | Sp1: | 118.68 | (21) |
| | | | | Int2: | 56.26 | (24) | I2-I3: | 17.10 | (8) | 1.26 | | | | |
| | | | | Int3: | 1:13.36 | (19) | I3-I4: | 12.04 | (12) | 1.32 | | | | |
| | | | | Int4: | 1:25.40 | (16) | I4-Fin: | 16.48 | (21) | 1.53 | | | | |
| | | | | Fin: | 1:41.88 | (16) | | | | 1.70 | 45.27 | Avg.: | 95.87 | |
| 18 | 33 | FRANZ Werner | AUT | Int1: | 26.72 | (21) | I1-I2: | 29.24 | (13) | 0.39 | | Sp1: | 119.00 | (18) |
| | | | | Int2: | 55.96 | (13) | I2-I3: | 17.33 | (29) | 0.96 | | | | |
| | | | | Int3: | 1:13.29 | (16) | I3-I4: | 12.12 | (19) | 1.25 | | | | |
| | | | | Int4: | 1:25.41 | (17) | I4-Fin: | 16.48 | (21) | 1.54 | | | | |
| | | | | Fin: | 1:41.89 | (18) | | | | 1.71 | 45.53 | Avg.: | 95.86 | |



FIS SKI WORLD CUP
2nd MEN'S DOWNHILL
PERFORMANCE ANALYSIS 1



Number of Competitors: 58

| Rank | Bib | Name | Nation | Positions | | | Partials | | | Difference | | Speed | | |
|------|-----|----------------------|--------|-----------|--------------|------|----------|------------|------|------------|---------|-------|-------------|------|
| | | | | Pos. | Time | Rank | Pos. | Time | Rank | Time | Dist(m) | Pos. | km/h | Rank |
| 19 | 24 | RZEHAK Peter | AUT | Int1: | 27.01 (51) | | I1-I2: | 28.78 (5) | 0.68 | | | Sp1: | 117.39 (35) | |
| | | | | Int2: | 55.79 (10) | | I2-I3: | 17.50 (45) | 0.79 | | | | | |
| | | | | Int3: | 1:13.29 (16) | | I3-I4: | 12.19 (30) | 1.25 | | | | | |
| | | | | Int4: | 1:25.48 (18) | | I4-Fin: | 16.45 (19) | 1.61 | | | | | |
| | | | | Fin: | 1:41.93 (19) | | | | 1.75 | 46.58 | | Avg.: | 95.82 | |
| 20 | 16 | GROENVOLD Audun | NOR | Int1: | 26.79 (32) | | I1-I2: | 29.65 (33) | 0.46 | | | Sp1: | 118.03 (28) | |
| | | | | Int2: | 56.44 (33) | | I2-I3: | 17.27 (23) | 1.44 | | | | | |
| | | | | Int3: | 1:13.71 (31) | | I3-I4: | 12.08 (15) | 1.67 | | | | | |
| | | | | Int4: | 1:25.79 (25) | | I4-Fin: | 16.25 (7) | 1.92 | | | | | |
| | | | | Fin: | 1:42.04 (20) | | | | 1.86 | 49.45 | | Avg.: | 95.72 | |
| 21 | 12 | BUDER Andreas | AUT | Int1: | 26.87 (39) | | I1-I2: | 29.59 (31) | 0.54 | | | Sp1: | 122.72 (3) | |
| | | | | Int2: | 56.46 (34) | | I2-I3: | 17.21 (17) | 1.46 | | | | | |
| | | | | Int3: | 1:13.67 (29) | | I3-I4: | 12.08 (15) | 1.63 | | | | | |
| | | | | Int4: | 1:25.75 (24) | | I4-Fin: | 16.49 (25) | 1.88 | | | | | |
| | | | | Fin: | 1:42.24 (21) | | | | 2.06 | 54.66 | | Avg.: | 95.53 | |
| 22 | 39 | CATTANEO Luca | ITA | Int1: | 26.59 (12) | | I1-I2: | 29.88 (40) | 0.26 | | | Sp1: | 118.68 (21) | |
| | | | | Int2: | 56.47 (35) | | I2-I3: | 17.30 (24) | 1.47 | | | | | |
| | | | | Int3: | 1:13.77 (33) | | I3-I4: | 12.09 (17) | 1.73 | | | | | |
| | | | | Int4: | 1:25.86 (29) | | I4-Fin: | 16.42 (16) | 1.99 | | | | | |
| | | | | Fin: | 1:42.28 (22) | | | | 2.10 | 55.70 | | Avg.: | 95.49 | |
| 23 | 8 | BEAR Aj | AUS | Int1: | 26.93 (45) | | I1-I2: | 29.88 (40) | 0.60 | | | Sp1: | 120.00 (12) | |
| | | | | Int2: | 56.81 (45) | | I2-I3: | 17.07 (6) | 1.81 | | | | | |
| | | | | Int3: | 1:13.88 (36) | | I3-I4: | 11.76 (1) | 1.84 | | | | | |
| | | | | Int4: | 1:25.64 (21) | | I4-Fin: | 16.65 (36) | 1.77 | | | | | |
| | | | | Fin: | 1:42.29 (23) | | | | 2.11 | 55.96 | | Avg.: | 95.48 | |
| 23 | 3 | FIALA Jakub | USA | Int1: | 26.92 (43) | | I1-I2: | 29.73 (34) | 0.59 | | | Sp1: | 119.00 (18) | |
| | | | | Int2: | 56.65 (39) | | I2-I3: | 17.37 (34) | 1.65 | | | | | |
| | | | | Int3: | 1:14.02 (40) | | I3-I4: | 12.01 (8) | 1.98 | | | | | |
| | | | | Int4: | 1:26.03 (36) | | I4-Fin: | 16.26 (8) | 2.16 | | | | | |
| | | | | Fin: | 1:42.29 (23) | | | | 2.11 | 55.96 | | Avg.: | 95.48 | |
| 25 | 19 | GRUENENFELDER Tobias | SUI | Int1: | 26.64 (14) | | I1-I2: | 29.38 (18) | 0.31 | | | Sp1: | 121.69 (5) | |
| | | | | Int2: | 56.02 (15) | | I2-I3: | 17.31 (26) | 1.02 | | | | | |
| | | | | Int3: | 1:13.33 (18) | | I3-I4: | 12.31 (44) | 1.29 | | | | | |
| | | | | Int4: | 1:25.64 (21) | | I4-Fin: | 16.70 (41) | 1.77 | | | | | |
| | | | | Fin: | 1:42.34 (25) | | | | 2.16 | 57.26 | | Avg.: | 95.43 | |
| 26 | 1 | BURTIN Nicolas | FRA | Int1: | 26.91 (42) | | I1-I2: | 29.90 (43) | 0.58 | | | Sp1: | 118.03 (28) | |
| | | | | Int2: | 56.81 (45) | | I2-I3: | 17.23 (18) | 1.81 | | | | | |
| | | | | Int3: | 1:14.04 (41) | | I3-I4: | 12.05 (13) | 2.00 | | | | | |
| | | | | Int4: | 1:26.09 (37) | | I4-Fin: | 16.30 (10) | 2.22 | | | | | |
| | | | | Fin: | 1:42.39 (26) | | | | 2.21 | 58.56 | | Avg.: | 95.39 | |
| 27 | 40 | KNAUSS Hans | AUT | Int1: | 26.64 (14) | | I1-I2: | 29.01 (8) | 0.31 | | | Sp1: | 117.39 (35) | |
| | | | | Int2: | 55.65 (8) | | I2-I3: | 17.43 (39) | 0.65 | | | | | |
| | | | | Int3: | 1:13.08 (10) | | I3-I4: | 12.31 (44) | 1.04 | | | | | |
| | | | | Int4: | 1:25.39 (15) | | I4-Fin: | 17.01 (55) | 1.52 | | | | | |
| | | | | Fin: | 1:42.40 (27) | | | | 2.22 | 58.82 | | Avg.: | 95.38 | |
| 28 | 9 | SPAROVEC Gregor | SLO | Int1: | 26.72 (21) | | I1-I2: | 29.40 (20) | 0.39 | | | Sp1: | 120.67 (7) | |
| | | | | Int2: | 56.12 (19) | | I2-I3: | 17.51 (46) | 1.12 | | | | | |
| | | | | Int3: | 1:13.63 (26) | | I3-I4: | 12.21 (32) | 1.59 | | | | | |
| | | | | Int4: | 1:25.84 (28) | | I4-Fin: | 16.58 (33) | 1.97 | | | | | |
| | | | | Fin: | 1:42.42 (28) | | | | 2.24 | 59.34 | | Avg.: | 95.36 | |



FIS SKI WORLD CUP
2nd MEN'S DOWNHILL
PERFORMANCE ANALYSIS 1



Number of Competitors: 58

| Rank | Bib | Name | Nation | Positions | | | Partials | | | Difference | | Speed | | |
|------|-----|------------------------|--------|-----------|---------|------|----------|-------|------|------------|---------|-------|--------|------|
| | | | | Pos. | Time | Rank | Pos. | Time | Rank | Time | Dist(m) | Pos. | km/h | Rank |
| 29 | 20 | DALCIN Pierre-Emmanuel | FRA | Int1: | 26.95 | (47) | I1-I2: | 29.40 | (20) | 0.62 | | Sp1: | 116.44 | (43) |
| | | | | Int2: | 56.35 | (28) | I2-I3: | 17.26 | (20) | 1.35 | | | | |
| | | | | Int3: | 1:13.61 | (24) | I3-I4: | 12.22 | (35) | 1.57 | | | | |
| | | | | Int4: | 1:25.83 | (27) | I4-Fin: | 16.62 | (35) | 1.96 | | | | |
| | | | | Fin: | 1:42.45 | (29) | | | | 2.27 | 60.11 | Avg.: | 95.33 | |
| 30 | 52 | FILL Peter | ITA | Int1: | 26.86 | (38) | I1-I2: | 29.43 | (23) | 0.53 | | Sp1: | 118.68 | (21) |
| | | | | Int2: | 56.29 | (25) | I2-I3: | 17.32 | (28) | 1.29 | | | | |
| | | | | Int3: | 1:13.61 | (24) | I3-I4: | 12.25 | (41) | 1.57 | | | | |
| | | | | Int4: | 1:25.86 | (29) | I4-Fin: | 16.61 | (34) | 1.99 | | | | |
| | | | | Fin: | 1:42.47 | (30) | | | | 2.29 | 60.63 | Avg.: | 95.31 | |
| 31 | 44 | HERRMANN Markus | SUI | Int1: | 26.40 | (2) | I1-I2: | 29.78 | (37) | 0.07 | | Sp1: | 116.44 | (43) |
| | | | | Int2: | 56.18 | (22) | I2-I3: | 17.33 | (29) | 1.18 | | | | |
| | | | | Int3: | 1:13.51 | (21) | I3-I4: | 12.17 | (28) | 1.47 | | | | |
| | | | | Int4: | 1:25.68 | (23) | I4-Fin: | 16.82 | (50) | 1.81 | | | | |
| | | | | Fin: | 1:42.50 | (31) | | | | 2.32 | 61.41 | Avg.: | 95.29 | |
| 32 | 6 | SULZENBACHER Kurt | ITA | Int1: | 26.83 | (33) | I1-I2: | 29.60 | (32) | 0.50 | | Sp1: | 114.28 | (55) |
| | | | | Int2: | 56.43 | (32) | I2-I3: | 17.35 | (33) | 1.43 | | | | |
| | | | | Int3: | 1:13.78 | (34) | I3-I4: | 12.13 | (22) | 1.74 | | | | |
| | | | | Int4: | 1:25.91 | (32) | I4-Fin: | 16.65 | (36) | 2.04 | | | | |
| | | | | Fin: | 1:42.56 | (32) | | | | 2.38 | 62.96 | Avg.: | 95.23 | |
| 33 | 45 | ZUEGER Daniel | SUI | Int1: | 26.44 | (4) | I1-I2: | 29.95 | (44) | 0.11 | | Sp1: | 119.66 | (14) |
| | | | | Int2: | 56.39 | (29) | I2-I3: | 17.30 | (24) | 1.39 | | | | |
| | | | | Int3: | 1:13.69 | (30) | I3-I4: | 12.18 | (29) | 1.65 | | | | |
| | | | | Int4: | 1:25.87 | (31) | I4-Fin: | 16.70 | (41) | 2.00 | | | | |
| | | | | Fin: | 1:42.57 | (33) | | | | 2.39 | 63.22 | Avg.: | 95.22 | |
| 34 | 38 | SIVERTSEN Kenneth | NOR | Int1: | 26.57 | (11) | I1-I2: | 29.52 | (26) | 0.24 | | Sp1: | 116.44 | (43) |
| | | | | Int2: | 56.09 | (18) | I2-I3: | 17.48 | (44) | 1.09 | | | | |
| | | | | Int3: | 1:13.57 | (23) | I3-I4: | 12.22 | (35) | 1.53 | | | | |
| | | | | Int4: | 1:25.79 | (25) | I4-Fin: | 16.84 | (52) | 1.92 | | | | |
| | | | | Fin: | 1:42.63 | (34) | | | | 2.45 | 64.77 | Avg.: | 95.17 | |
| 35 | 64 | LAVOIE Vincent | CAN | Int1: | 26.98 | (50) | I1-I2: | 29.73 | (34) | 0.65 | | Sp1: | 120.33 | (10) |
| | | | | Int2: | 56.71 | (42) | I2-I3: | 17.25 | (19) | 1.71 | | | | |
| | | | | Int3: | 1:13.96 | (39) | I3-I4: | 12.22 | (35) | 1.92 | | | | |
| | | | | Int4: | 1:26.18 | (39) | I4-Fin: | 16.50 | (26) | 2.31 | | | | |
| | | | | Fin: | 1:42.68 | (35) | | | | 2.50 | 66.05 | Avg.: | 95.12 | |
| 35 | 21 | VON WEISSENFLOH Rolf | SUI | Int1: | 27.09 | (55) | I1-I2: | 29.58 | (28) | 0.76 | | Sp1: | 118.68 | (21) |
| | | | | Int2: | 56.67 | (40) | I2-I3: | 17.46 | (42) | 1.67 | | | | |
| | | | | Int3: | 1:14.13 | (43) | I3-I4: | 12.11 | (18) | 2.09 | | | | |
| | | | | Int4: | 1:26.24 | (40) | I4-Fin: | 16.44 | (18) | 2.37 | | | | |
| | | | | Fin: | 1:42.68 | (35) | | | | 2.50 | 66.05 | Avg.: | 95.12 | |
| 35 | 11 | DENERIAZ Antoine | FRA | Int1: | 26.72 | (21) | I1-I2: | 29.75 | (36) | 0.39 | | Sp1: | 119.66 | (14) |
| | | | | Int2: | 56.47 | (35) | I2-I3: | 17.45 | (40) | 1.47 | | | | |
| | | | | Int3: | 1:13.92 | (38) | I3-I4: | 12.21 | (32) | 1.88 | | | | |
| | | | | Int4: | 1:26.13 | (38) | I4-Fin: | 16.55 | (28) | 2.26 | | | | |
| | | | | Fin: | 1:42.68 | (35) | | | | 2.50 | 66.05 | Avg.: | 95.12 | |
| 38 | 43 | JAERBYN Patrik | SWE | Int1: | 26.43 | (3) | I1-I2: | 29.88 | (40) | 0.10 | | Sp1: | 118.03 | (28) |
| | | | | Int2: | 56.31 | (27) | I2-I3: | 17.47 | (43) | 1.31 | | | | |
| | | | | Int3: | 1:13.78 | (34) | I3-I4: | 12.22 | (35) | 1.74 | | | | |
| | | | | Int4: | 1:26.00 | (35) | I4-Fin: | 16.70 | (41) | 2.13 | | | | |
| | | | | Fin: | 1:42.70 | (38) | | | | 2.52 | 66.57 | Avg.: | 95.10 | |



FIS SKI WORLD CUP
2nd MEN'S DOWNHILL
PERFORMANCE ANALYSIS 1



Number of Competitors: 58

| Rank | Bib | Name | Nation | Positions | | | Partials | | | Difference | | Speed | | |
|------|-----|------------------------|--------|-----------|---------|------|----------|-------|------|------------|---------|-------|--------|------|
| | | | | Pos. | Time | Rank | Pos. | Time | Rank | Time | Dist(m) | Pos. | km/h | Rank |
| 39 | 32 | KJUS Lasse | NOR | Int1: | 26.85 | (36) | I1-I2: | 29.38 | (18) | 0.52 | | Sp1: | 115.81 | (48) |
| | | | | Int2: | 56.23 | (23) | I2-I3: | 17.41 | (37) | 1.23 | | | | |
| | | | | Int3: | 1:13.64 | (27) | I3-I4: | 12.32 | (46) | 1.60 | | | | |
| | | | | Int4: | 1:25.96 | (33) | I4-Fin: | 16.77 | (47) | 2.09 | | | | |
| | | | | Fin: | 1:42.73 | (39) | | | | 2.55 | 67.34 | Avg.: | 95.07 | |
| 40 | 34 | NYBERG Fredrik | SWE | Int1: | 26.69 | (19) | I1-I2: | 29.45 | (24) | 0.36 | | Sp1: | 117.07 | (38) |
| | | | | Int2: | 56.14 | (20) | I2-I3: | 17.38 | (35) | 1.14 | | | | |
| | | | | Int3: | 1:13.52 | (22) | I3-I4: | 12.45 | (53) | 1.48 | | | | |
| | | | | Int4: | 1:25.97 | (34) | I4-Fin: | 16.77 | (47) | 2.10 | | | | |
| | | | | Fin: | 1:42.74 | (40) | | | | 2.56 | 67.60 | Avg.: | 95.06 | |
| 41 | 58 | MACARTNEY Scott | USA | Int1: | 26.51 | (9) | I1-I2: | 30.28 | (54) | 0.18 | | Sp1: | 120.67 | (7) |
| | | | | Int2: | 56.79 | (44) | I2-I3: | 17.34 | (31) | 1.79 | | | | |
| | | | | Int3: | 1:14.13 | (43) | I3-I4: | 12.12 | (19) | 2.09 | | | | |
| | | | | Int4: | 1:26.25 | (41) | I4-Fin: | 16.56 | (30) | 2.38 | | | | |
| | | | | Fin: | 1:42.81 | (41) | | | | 2.63 | 69.40 | Avg.: | 95.00 | |
| 42 | 4 | BOTTOLIER-LASQUIN Marc | FRA | Int1: | 26.76 | (29) | I1-I2: | 29.99 | (45) | 0.43 | | Sp1: | 117.39 | (35) |
| | | | | Int2: | 56.75 | (43) | I2-I3: | 17.53 | (48) | 1.75 | | | | |
| | | | | Int3: | 1:14.28 | (46) | I3-I4: | 12.16 | (27) | 2.24 | | | | |
| | | | | Int4: | 1:26.44 | (45) | I4-Fin: | 16.39 | (13) | 2.57 | | | | |
| | | | | Fin: | 1:42.83 | (42) | | | | 2.65 | 69.92 | Avg.: | 94.98 | |
| 43 | 49 | STANKALLA Stefan | GER | Int1: | 26.93 | (45) | I1-I2: | 29.56 | (27) | 0.60 | | Sp1: | 113.98 | (56) |
| | | | | Int2: | 56.49 | (37) | I2-I3: | 17.55 | (49) | 1.49 | | | | |
| | | | | Int3: | 1:14.04 | (41) | I3-I4: | 12.37 | (50) | 2.00 | | | | |
| | | | | Int4: | 1:26.41 | (44) | I4-Fin: | 16.53 | (27) | 2.54 | | | | |
| | | | | Fin: | 1:42.94 | (43) | | | | 2.76 | 72.74 | Avg.: | 94.88 | |
| 44 | 42 | GRAGGABER Thomas | AUT | Int1: | 26.72 | (21) | I1-I2: | 29.58 | (28) | 0.39 | | Sp1: | 116.75 | (39) |
| | | | | Int2: | 56.30 | (26) | I2-I3: | 17.59 | (51) | 1.30 | | | | |
| | | | | Int3: | 1:13.89 | (37) | I3-I4: | 12.36 | (49) | 1.85 | | | | |
| | | | | Int4: | 1:26.25 | (41) | I4-Fin: | 16.75 | (45) | 2.38 | | | | |
| | | | | Fin: | 1:43.00 | (44) | | | | 2.82 | 74.28 | Avg.: | 94.82 | |
| 45 | 50 | SOLBAKKEN Bjarne | NOR | Int1: | 26.97 | (49) | I1-I2: | 29.42 | (22) | 0.64 | | Sp1: | 116.75 | (39) |
| | | | | Int2: | 56.39 | (29) | I2-I3: | 17.34 | (31) | 1.39 | | | | |
| | | | | Int3: | 1:13.73 | (32) | I3-I4: | 12.61 | (57) | 1.69 | | | | |
| | | | | Int4: | 1:26.34 | (43) | I4-Fin: | 16.69 | (40) | 2.47 | | | | |
| | | | | Fin: | 1:43.03 | (45) | | | | 2.85 | 75.05 | Avg.: | 94.80 | |
| 45 | 48 | PEN Peter | SLO | Int1: | 26.88 | (41) | I1-I2: | 30.08 | (47) | 0.55 | | Sp1: | 118.03 | (28) |
| | | | | Int2: | 56.96 | (49) | I2-I3: | 17.45 | (40) | 1.96 | | | | |
| | | | | Int3: | 1:14.41 | (47) | I3-I4: | 12.22 | (35) | 2.37 | | | | |
| | | | | Int4: | 1:26.63 | (47) | I4-Fin: | 16.40 | (15) | 2.76 | | | | |
| | | | | Fin: | 1:43.03 | (45) | | | | 2.85 | 75.05 | Avg.: | 94.80 | |
| 47 | 62 | GUFLE Michael | ITA | Int1: | 27.08 | (54) | I1-I2: | 29.82 | (38) | 0.75 | | Sp1: | 118.35 | (26) |
| | | | | Int2: | 56.90 | (48) | I2-I3: | 17.31 | (26) | 1.90 | | | | |
| | | | | Int3: | 1:14.21 | (45) | I3-I4: | 12.28 | (43) | 2.17 | | | | |
| | | | | Int4: | 1:26.49 | (46) | I4-Fin: | 16.67 | (38) | 2.62 | | | | |
| | | | | Fin: | 1:43.16 | (47) | | | | 2.98 | 78.37 | Avg.: | 94.68 | |
| 48 | 2 | FISCHNALLER Roland | ITA | Int1: | 27.24 | (57) | I1-I2: | 30.16 | (50) | 0.91 | | Sp1: | 118.03 | (28) |
| | | | | Int2: | 57.40 | (55) | I2-I3: | 17.18 | (13) | 2.40 | | | | |
| | | | | Int3: | 1:14.58 | (50) | I3-I4: | 12.14 | (26) | 2.54 | | | | |
| | | | | Int4: | 1:26.72 | (49) | I4-Fin: | 16.47 | (20) | 2.85 | | | | |
| | | | | Fin: | 1:43.19 | (48) | | | | 3.01 | 79.14 | Avg.: | 94.65 | |



FIS SKI WORLD CUP
2nd MEN'S DOWNHILL
PERFORMANCE ANALYSIS 1



Number of Competitors: 58

| Rank | Bib | Name | Nation | Positions | | | Partials | | | Difference | | Speed | | |
|------|-----|--------------------|--------|--------------------|------|------|--------------------|------|------|------------|---------|-------|------------------|------|
| | | | | Pos. | Time | Rank | Pos. | Time | Rank | Time | Dist(m) | Pos. | km/h | Rank |
| 49 | 57 | BERTRAND Yannick | FRA | Int1: 26.78 (30) | | | I1-I2: 30.10 (48) | | | 0.45 | | | Sp1: 112.79 (57) | |
| | | | | Int2: 56.88 (47) | | | I2-I3: 17.65 (52) | | | 1.88 | | | | |
| | | | | Int3: 1:14.53 (49) | | | I3-I4: 12.35 (48) | | | 2.49 | | | | |
| | | | | Int4: 1:26.88 (51) | | | I4-Fin: 16.67 (38) | | | 3.01 | | | | |
| | | | | Fin: 1:43.55 (49) | | | | | | 3.37 | 88.29 | | Avg.: 94.32 | |
| 50 | 46 | RAUFFER Max | GER | Int1: 26.92 (43) | | | I1-I2: 30.21 (52) | | | 0.59 | | | Sp1: 116.44 (43) | |
| | | | | Int2: 57.13 (52) | | | I2-I3: 17.51 (46) | | | 2.13 | | | | |
| | | | | Int3: 1:14.64 (53) | | | I3-I4: 12.22 (35) | | | 2.60 | | | | |
| | | | | Int4: 1:26.86 (50) | | | I4-Fin: 16.75 (45) | | | 2.99 | | | | |
| | | | | Fin: 1:43.61 (50) | | | | | | 3.43 | 89.81 | | Avg.: 94.27 | |
| 51 | 53 | GUAY Erik | CAN | Int1: 26.69 (19) | | | I1-I2: 30.01 (46) | | | 0.36 | | | Sp1: 117.71 (33) | |
| | | | | Int2: 56.70 (41) | | | I2-I3: 17.74 (54) | | | 1.70 | | | | |
| | | | | Int3: 1:14.44 (48) | | | I3-I4: 12.21 (32) | | | 2.40 | | | | |
| | | | | Int4: 1:26.65 (48) | | | I4-Fin: 17.03 (57) | | | 2.78 | | | | |
| | | | | Fin: 1:43.68 (51) | | | | | | 3.50 | 91.58 | | Avg.: 94.20 | |
| 52 | 60 | HUME Jeff | CAN | Int1: 26.75 (27) | | | I1-I2: 30.30 (55) | | | 0.42 | | | Sp1: 115.50 (49) | |
| | | | | Int2: 57.05 (51) | | | I2-I3: 17.58 (50) | | | 2.05 | | | | |
| | | | | Int3: 1:14.63 (52) | | | I3-I4: 12.32 (46) | | | 2.59 | | | | |
| | | | | Int4: 1:26.95 (52) | | | I4-Fin: 16.82 (50) | | | 3.08 | | | | |
| | | | | Fin: 1:43.77 (52) | | | | | | 3.59 | 93.86 | | Avg.: 94.12 | |
| 53 | 47 | BERBENNI Matteo | ITA | Int1: 26.87 (39) | | | I1-I2: 30.34 (56) | | | 0.54 | | | Sp1: 119.66 (14) | |
| | | | | Int2: 57.21 (53) | | | I2-I3: 17.41 (37) | | | 2.21 | | | | |
| | | | | Int3: 1:14.62 (51) | | | I3-I4: 12.49 (55) | | | 2.58 | | | | |
| | | | | Int4: 1:27.11 (53) | | | I4-Fin: 16.74 (44) | | | 3.24 | | | | |
| | | | | Fin: 1:43.85 (53) | | | | | | 3.67 | 95.88 | | Avg.: 94.05 | |
| 54 | 41 | STAUDACHER Patrick | ITA | Int1: 27.09 (55) | | | I1-I2: 30.16 (50) | | | 0.76 | | | Sp1: 111.91 (58) | |
| | | | | Int2: 57.25 (54) | | | I2-I3: 17.70 (53) | | | 2.25 | | | | |
| | | | | Int3: 1:14.95 (54) | | | I3-I4: 12.46 (54) | | | 2.91 | | | | |
| | | | | Int4: 1:27.41 (54) | | | I4-Fin: 16.80 (49) | | | 3.54 | | | | |
| | | | | Fin: 1:44.21 (54) | | | | | | 4.03 | 104.92 | | Avg.: 93.72 | |
| 55 | 51 | MICKEL Finlay | GBR | Int1: 27.32 (58) | | | I1-I2: 30.22 (53) | | | 0.99 | | | Sp1: 115.50 (49) | |
| | | | | Int2: 57.54 (56) | | | I2-I3: 17.77 (55) | | | 2.54 | | | | |
| | | | | Int3: 1:15.31 (56) | | | I3-I4: 12.52 (56) | | | 3.27 | | | | |
| | | | | Int4: 1:27.83 (56) | | | I4-Fin: 17.02 (56) | | | 3.96 | | | | |
| | | | | Fin: 1:44.85 (55) | | | | | | 4.67 | 120.84 | | Avg.: 93.15 | |
| 56 | 55 | GROS Giorgio | ITA | Int1: 26.83 (33) | | | I1-I2: 30.14 (49) | | | 0.50 | | | Sp1: 114.58 (54) | |
| | | | | Int2: 56.97 (50) | | | I2-I3: 18.03 (57) | | | 1.97 | | | | |
| | | | | Int3: 1:15.00 (55) | | | I3-I4: 12.63 (58) | | | 2.96 | | | | |
| | | | | Int4: 1:27.63 (55) | | | I4-Fin: 17.28 (58) | | | 3.76 | | | | |
| | | | | Fin: 1:44.91 (56) | | | | | | 4.73 | 122.32 | | Avg.: 93.10 | |
| 57 | 63 | GIANNELLI Mike | CAN | Int1: 26.96 (48) | | | I1-I2: 30.62 (57) | | | 0.63 | | | Sp1: 114.89 (53) | |
| | | | | Int2: 57.58 (57) | | | I2-I3: 18.08 (58) | | | 2.58 | | | | |
| | | | | Int3: 1:15.66 (57) | | | I3-I4: 12.42 (52) | | | 3.62 | | | | |
| | | | | Int4: 1:28.08 (57) | | | I4-Fin: 16.85 (53) | | | 4.21 | | | | |
| | | | | Fin: 1:44.93 (57) | | | | | | 4.75 | 122.81 | | Avg.: 93.08 | |



FIS SKI WORLD CUP
2nd MEN'S DOWNHILL
PERFORMANCE ANALYSIS 1



Number of Competitors: 58

| Rank | Bib | Name | Nation | Positions | | | Partials | | | Difference | | Speed | | |
|------|-----|------------------|--------|-----------|---------|------|----------|-------|------|------------|---------|-------|--------|------|
| | | | | Pos. | Time | Rank | Pos. | Time | Rank | Time | Dist(m) | Pos. | km/h | Rank |
| 58 | 56 | SKERBINEK Primoz | SLO | Int1: | 27.05 | (53) | I1-I2: | 30.91 | (58) | 0.72 | | Sp1: | 115.20 | (51) |
| | | | | Int2: | 57.96 | (58) | I2-I3: | 17.91 | (56) | 2.96 | | | | |
| | | | | Int3: | 1:15.87 | (58) | I3-I4: | 12.41 | (51) | 3.83 | | | | |
| | | | | Int4: | 1:28.28 | (58) | I4-Fin: | 16.97 | (54) | 4.41 | | | | |
| | | | | Fin: | 1:45.25 | (58) | | | | 5.07 | 130.69 | Avg.: | 92.80 | |

| | | | | | | | |
|----------------|--------------------------------|--------------|----------------|--------------|----------------|-------------|--------------|
| LEGEND | | | | | | | |
| Pos | Intermediate or Speed Position | Int1: | Intermediate 1 | Int3: | Intermediate 3 | Sp1: | Speed Trap 1 |
| Avg. | Average Speed for the race | Int2: | Intermediate 2 | Int4: | Intermediate 4 | Fin: | Finish |
| Dist(m) | Distance behind the first | | | | | | |



FIS SKI WORLD CUP
2nd MEN'S DOWNHILL
PERFORMANCE ANALYSIS 2



Number of Competitors: 65

| Bib | Name | Nation | Positions | | | Partials | | | Difference | | Speed | | | |
|-----|-------------------------|--------|------------------|------------------|--------------------|--------------------|-------------------|-------------------|-------------------|-------------------|--------------------|------|-------|------------------|
| | | | Pos. | Time | Rank | Pos. | Time | Rank | Time | Dist(m) | Pos. | km/h | Rank | |
| 1 | BURTIN Nicolas | FRA | Int1: 26.91 (47) | Int2: 56.81 (45) | Int3: 1:14.04 (41) | Int4: 1:26.09 (37) | Fin: 1:42.39 (26) | I1-I2: 29.90 (43) | I2-I3: 17.23 (18) | I3-I4: 12.05 (13) | I4-Fin: 16.30 (10) | 0.58 | | Sp1: 118.03 (28) |
| | | | | | | | | | | | | 1.81 | | |
| | | | | | | | | | | | | 2.00 | | |
| | | | | | | | | | | | | 2.22 | | |
| | | | | | | | | | | | | 2.21 | 58.56 | Avg.: 95.39 |
| 2 | FISCHNALLER Roland | ITA | Int1: 27.24 (62) | Int2: 57.40 (55) | Int3: 1:14.58 (50) | Int4: 1:26.72 (49) | Fin: 1:43.19 (48) | I1-I2: 30.16 (50) | I2-I3: 17.18 (13) | I3-I4: 12.14 (26) | I4-Fin: 16.47 (20) | 0.91 | | Sp1: 118.03 (28) |
| | | | | | | | | | | | | 2.40 | | |
| | | | | | | | | | | | | 2.54 | | |
| | | | | | | | | | | | | 2.85 | | |
| | | | | | | | | | | | | 3.01 | 79.14 | Avg.: 94.65 |
| 3 | FIALA Jakub | USA | Int1: 26.92 (48) | Int2: 56.65 (39) | Int3: 1:14.02 (40) | Int4: 1:26.03 (36) | Fin: 1:42.29 (23) | I1-I2: 29.73 (34) | I2-I3: 17.37 (34) | I3-I4: 12.01 (8) | I4-Fin: 16.26 (8) | 0.59 | | Sp1: 119.00 (18) |
| | | | | | | | | | | | | 1.65 | | |
| | | | | | | | | | | | | 1.98 | | |
| | | | | | | | | | | | | 2.16 | | |
| | | | | | | | | | | | | 2.11 | 55.96 | Avg.: 95.48 |
| 4 | BOTTOLLIER-LASQUIN Marc | FRA | Int1: 26.76 (34) | Int2: 56.75 (43) | Int3: 1:14.28 (46) | Int4: 1:26.44 (45) | Fin: 1:42.83 (42) | I1-I2: 29.99 (45) | I2-I3: 17.53 (48) | I3-I4: 12.16 (27) | I4-Fin: 16.39 (13) | 0.43 | | Sp1: 117.39 (35) |
| | | | | | | | | | | | | 1.75 | | |
| | | | | | | | | | | | | 2.24 | | |
| | | | | | | | | | | | | 2.57 | | |
| | | | | | | | | | | | | 2.65 | 69.92 | Avg.: 94.98 |
| 5 | JERMAN Andrej | SLO | Int1: 27.03 (57) | Int2: 56.26 (24) | Int3: 1:13.36 (19) | Int4: 1:25.40 (16) | Fin: 1:41.88 (16) | I1-I2: 29.23 (12) | I2-I3: 17.10 (8) | I3-I4: 12.04 (12) | I4-Fin: 16.48 (21) | 0.70 | | Sp1: 118.68 (21) |
| | | | | | | | | | | | | 1.26 | | |
| | | | | | | | | | | | | 1.32 | | |
| | | | | | | | | | | | | 1.53 | | |
| | | | | | | | | | | | | 1.70 | 45.27 | Avg.: 95.87 |
| 6 | SULZENBACHER Kurt | ITA | Int1: 26.83 (38) | Int2: 56.43 (32) | Int3: 1:13.78 (34) | Int4: 1:25.91 (32) | Fin: 1:42.56 (32) | I1-I2: 29.60 (32) | I2-I3: 17.35 (33) | I3-I4: 12.13 (22) | I4-Fin: 16.65 (36) | 0.50 | | Sp1: 114.28 (55) |
| | | | | | | | | | | | | 1.43 | | |
| | | | | | | | | | | | | 1.74 | | |
| | | | | | | | | | | | | 2.04 | | |
| | | | | | | | | | | | | 2.38 | 62.96 | Avg.: 95.23 |
| 7 | SULLIVAN Marco | USA | Int1: 26.65 (21) | Int2: 56.02 (15) | Int3: 1:13.13 (12) | Int4: 1:24.92 (8) | Fin: 1:41.04 (6) | I1-I2: 29.37 (16) | I2-I3: 17.11 (9) | I3-I4: 11.79 (2) | I4-Fin: 16.12 (2) | 0.32 | | Sp1: 116.75 (39) |
| | | | | | | | | | | | | 1.02 | | |
| | | | | | | | | | | | | 1.09 | | |
| | | | | | | | | | | | | 1.05 | | |
| | | | | | | | | | | | | 0.86 | 23.09 | Avg.: 96.66 |
| 8 | BEAR Aj | AUS | Int1: 26.93 (50) | Int2: 56.81 (45) | Int3: 1:13.88 (36) | Int4: 1:25.64 (21) | Fin: 1:42.29 (23) | I1-I2: 29.88 (40) | I2-I3: 17.07 (6) | I3-I4: 11.76 (1) | I4-Fin: 16.65 (36) | 0.60 | | Sp1: 120.00 (12) |
| | | | | | | | | | | | | 1.81 | | |
| | | | | | | | | | | | | 1.84 | | |
| | | | | | | | | | | | | 1.77 | | |
| | | | | | | | | | | | | 2.11 | 55.96 | Avg.: 95.48 |



FIS SKI WORLD CUP
2nd MEN'S DOWNHILL
PERFORMANCE ANALYSIS 2



Number of Competitors: 65

| Bib | Name | Nation | Positions | | | Partials | | | Difference | | Speed | | |
|-----|--------------------|--------|--------------------|------|------|--------------------|------|------|------------|---------|------------------|------|------|
| | | | Pos. | Time | Rank | Pos. | Time | Rank | Time | Dist(m) | Pos. | km/h | Rank |
| 9 | SPAROVEC Gregor | SLO | Int1: 26.72 (25) | | | I1-I2: 29.40 (20) | | | 0.39 | | Sp1: 120.67 (7) | | |
| | | | Int2: 56.12 (19) | | | I2-I3: 17.51 (46) | | | 1.12 | | | | |
| | | | Int3: 1:13.63 (26) | | | I3-I4: 12.21 (32) | | | 1.59 | | | | |
| | | | Int4: 1:25.84 (28) | | | I4-Fin: 16.58 (33) | | | 1.97 | | | | |
| | | | Fin: 1:42.42 (28) | | | | | | 2.24 | 59.34 | Avg.: 95.36 | | |
| 10 | BUECHEL Marco | LIE | Int1: 26.74 (29) | | | I1-I2: 29.30 (14) | | | 0.41 | | Sp1: 118.68 (21) | | |
| | | | Int2: 56.04 (17) | | | I2-I3: 17.20 (16) | | | 1.04 | | | | |
| | | | Int3: 1:13.24 (15) | | | I3-I4: 12.01 (8) | | | 1.20 | | | | |
| | | | Int4: 1:25.25 (12) | | | I4-Fin: 16.56 (30) | | | 1.38 | | | | |
| | | | Fin: 1:41.81 (14) | | | | | | 1.63 | 43.44 | Avg.: 95.93 | | |
| 11 | DENERIAZ Antoine | FRA | Int1: 26.72 (25) | | | I1-I2: 29.75 (36) | | | 0.39 | | Sp1: 119.66 (14) | | |
| | | | Int2: 56.47 (35) | | | I2-I3: 17.45 (40) | | | 1.47 | | | | |
| | | | Int3: 1:13.92 (38) | | | I3-I4: 12.21 (32) | | | 1.88 | | | | |
| | | | Int4: 1:26.13 (38) | | | I4-Fin: 16.55 (28) | | | 2.26 | | | | |
| | | | Fin: 1:42.68 (35) | | | | | | 2.50 | 66.05 | Avg.: 95.12 | | |
| 12 | BUDER Andreas | AUT | Int1: 26.87 (44) | | | I1-I2: 29.59 (31) | | | 0.54 | | Sp1: 122.72 (3) | | |
| | | | Int2: 56.46 (34) | | | I2-I3: 17.21 (17) | | | 1.46 | | | | |
| | | | Int3: 1:13.67 (29) | | | I3-I4: 12.08 (15) | | | 1.63 | | | | |
| | | | Int4: 1:25.75 (24) | | | I4-Fin: 16.49 (25) | | | 1.88 | | | | |
| | | | Fin: 1:42.24 (21) | | | | | | 2.06 | 54.66 | Avg.: 95.53 | | |
| 13 | DEFAGO Didier | SUI | Int1: 26.63 (17) | | | I1-I2: 29.17 (10) | | | 0.30 | | Sp1: 116.75 (39) | | |
| | | | Int2: 55.80 (11) | | | I2-I3: 17.19 (15) | | | 0.80 | | | | |
| | | | Int3: 1:12.99 (9) | | | I3-I4: 12.12 (19) | | | 0.95 | | | | |
| | | | Int4: 1:25.11 (10) | | | I4-Fin: 16.57 (32) | | | 1.24 | | | | |
| | | | Fin: 1:41.68 (11) | | | | | | 1.50 | 40.02 | Avg.: 96.05 | | |
| 14 | TRINKL Hannes | AUT | Int1: 26.78 (35) | | | I1-I2: 29.37 (16) | | | 0.45 | | Sp1: 120.67 (7) | | |
| | | | Int2: 56.15 (21) | | | I2-I3: 17.00 (3) | | | 1.15 | | | | |
| | | | Int3: 1:13.15 (14) | | | I3-I4: 12.13 (22) | | | 1.11 | | | | |
| | | | Int4: 1:25.28 (13) | | | I4-Fin: 16.39 (13) | | | 1.41 | | | | |
| | | | Fin: 1:41.67 (10) | | | | | | 1.49 | 39.76 | Avg.: 96.06 | | |
| 15 | KERNEN Bruno | SUI | Int1: 26.84 (40) | | | I1-I2: 29.58 (28) | | | 0.51 | | Sp1: 116.12 (47) | | |
| | | | Int2: 56.42 (31) | | | I2-I3: 17.02 (4) | | | 1.42 | | | | |
| | | | Int3: 1:13.44 (20) | | | I3-I4: 12.07 (14) | | | 1.40 | | | | |
| | | | Int4: 1:25.51 (19) | | | I4-Fin: 16.37 (12) | | | 1.64 | | | | |
| | | | Fin: 1:41.88 (16) | | | | | | 1.70 | 45.27 | Avg.: 95.87 | | |
| 16 | GROENVOLD Audun | NOR | Int1: 26.79 (37) | | | I1-I2: 29.65 (33) | | | 0.46 | | Sp1: 118.03 (28) | | |
| | | | Int2: 56.44 (33) | | | I2-I3: 17.27 (23) | | | 1.44 | | | | |
| | | | Int3: 1:13.71 (31) | | | I3-I4: 12.08 (15) | | | 1.67 | | | | |
| | | | Int4: 1:25.79 (25) | | | I4-Fin: 16.25 (7) | | | 1.92 | | | | |
| | | | Fin: 1:42.04 (20) | | | | | | 1.86 | 49.45 | Avg.: 95.72 | | |
| 17 | FATTORI Alessandro | ITA | Int1: | | | I1-I2: | | | | | Sp1: | | |
| | | | Int2: | | | I2-I3: | | | | | | | |
| | | | Int3: | | | I3-I4: | | | | | | | |
| | | | Int4: | | | I4-Fin: | | | | | | | |
| | | | Fin: DNS | | | | | | | | Avg.: | | |
| 18 | STROBL Josef | AUT | Int1: 26.61 (15) | | | I1-I2: | | | 0.28 | | Sp1: | | |
| | | | Int2: | | | I2-I3: | | | | | | | |
| | | | Int3: | | | I3-I4: | | | | | | | |
| | | | Int4: | | | I4-Fin: | | | | | | | |
| | | | Fin: DNF | | | | | | | | Avg.: | | |



FIS SKI WORLD CUP
2nd MEN'S DOWNHILL
PERFORMANCE ANALYSIS 2



Number of Competitors: 65

| Bib | Name | Nation | Positions | | | Partials | | | Difference | | Speed | | |
|-----|--------------------------|--------|---|---|--------------------------------------|----------|-------------------------------------|------|------------|---------|-------|------|------|
| | | | Pos. | Time | Rank | Pos. | Time | Rank | Time | Dist(m) | Pos. | km/h | Rank |
| 19 | GRUENENFELDER Tobias | SUI | Int1: 26.64 (18) Int2: 56.02 (15) Int3: 1:13.33 (18) Int4: 1:25.64 (21) Fin: 1:42.34 (25) | I1-I2: 29.38 (18) I2-I3: 17.31 (26) I3-I4: 12.31 (44) I4-Fin: 16.70 (41) | 0.31 1.02 1.29 1.77 2.16 | 57.26 | Sp1: 121.69 (5) Avg.: 95.43 | | | | | | |
| 20 | DALCIN Pierre-Emmanuel | FRA | Int1: 26.95 (52) Int2: 56.35 (28) Int3: 1:13.61 (24) Int4: 1:25.83 (27) Fin: 1:42.45 (29) | I1-I2: 29.40 (20) I2-I3: 17.26 (20) I3-I4: 12.22 (35) I4-Fin: 16.62 (35) | 0.62 1.35 1.57 1.96 2.27 | 60.11 | Sp1: 116.44 (43) Avg.: 95.33 | | | | | | |
| 21 | VON WEISSENFLOH Rolf | SUI | Int1: 27.09 (60) Int2: 56.67 (40) Int3: 1:14.13 (43) Int4: 1:26.24 (40) Fin: 1:42.68 (35) | I1-I2: 29.58 (28) I2-I3: 17.46 (42) I3-I4: 12.11 (18) I4-Fin: 16.44 (18) | 0.76 1.67 2.09 2.37 2.50 | 66.05 | Sp1: 118.68 (21) Avg.: 95.12 | | | | | | |
| 22 | CAVEGN Franco | SUI | Int1: 26.68 (22) Int2: 56.51 (38) Int3: 1:13.65 (28) Int4: 1:25.60 (20) Fin: 1:41.83 (15) | I1-I2: 29.83 (39) I2-I3: 17.14 (11) I3-I4: 11.95 (5) I4-Fin: 16.23 (6) | 0.35 1.51 1.61 1.73 1.65 | 43.96 | Sp1: 118.35 (26) Avg.: 95.91 | | | | | | |
| 23 | WALCHHOFER Michael | AUT | Int1: 26.45 (6) Int2: 55.64 (7) Int3: 1:12.50 (4) Int4: 1:24.40 (3) Fin: 1:40.28 (2) | I1-I2: 29.19 (11) I2-I3: 16.86 (1) I3-I4: 11.90 (4) I4-Fin: 15.88 (1) | 0.12 0.64 0.46 0.53 0.10 | 2.71 | Sp1: 123.42 (1) Avg.: 97.40 | | | | | | |
| 24 | RZEHAK Peter | AUT | Int1: 27.01 (56) Int2: 55.79 (10) Int3: 1:13.29 (16) Int4: 1:25.48 (18) Fin: 1:41.93 (19) | I1-I2: 28.78 (5) I2-I3: 17.50 (45) I3-I4: 12.19 (30) I4-Fin: 16.45 (19) | 0.68 0.79 1.25 1.61 1.75 | 46.58 | Sp1: 117.39 (35) Avg.: 95.82 | | | | | | |
| 25 | FOURNIER-BIDOZ Sebastien | FRA | Int1: 26.51 (10) Int2: 55.87 (12) Int3: 1:13.13 (12) Int4: 1:25.32 (14) Fin: 1:41.75 (12) | I1-I2: 29.36 (15) I2-I3: 17.26 (20) I3-I4: 12.19 (30) I4-Fin: 16.43 (17) | 0.18 0.87 1.09 1.45 1.57 | 41.86 | Sp1: 119.66 (14) Avg.: 95.99 | | | | | | |
| 26 | HOFFMANN Ambrosi | SUI | Int1: 26.47 (7) Int2: 55.98 (14) Int3: 1:13.09 (11) Int4: 1:25.06 (9) Fin: 1:41.24 (9) | I1-I2: 29.51 (25) I2-I3: 17.11 (9) I3-I4: 11.97 (6) I4-Fin: 16.18 (5) | 0.14 0.98 1.05 1.19 1.06 | 28.41 | Sp1: 121.69 (5) Avg.: 96.47 | | | | | | |
| 27 | MILLER Bode | USA | Int1: 26.75 (31) Int2: 55.21 (2) Int3: 1:12.59 (5) Int4: 1:24.62 (6) Fin: 1:41.10 (8) | I1-I2: 28.46 (1) I2-I3: 17.38 (35) I3-I4: 12.03 (10) I4-Fin: 16.48 (21) | 0.42 0.21 0.55 0.75 0.92 | 24.69 | Sp1: 120.00 (12) Avg.: 96.61 | | | | | | |
| 28 | STROBL Fritz | AUT | Int1: 26.64 (18) Int2: 55.35 (4) Int3: 1:12.43 (3) Int4: 1:24.56 (4) Fin: 1:40.72 (4) | I1-I2: 28.71 (4) I2-I3: 17.08 (7) I3-I4: 12.13 (22) I4-Fin: 16.16 (4) | 0.31 0.35 0.39 0.69 0.54 | 14.55 | Sp1: 123.07 (2) Avg.: 96.97 | | | | | | |



FIS SKI WORLD CUP
2nd MEN'S DOWNHILL
PERFORMANCE ANALYSIS 2



Number of Competitors: 65

| Bib | Name | Nation | Positions | | | Partials | | | Difference | | Speed | | | | | | | | |
|-----|---------------------|--------|------------------|------------------|--------------------|--------------------|-------------------|-------------------|-------------------|-------------------|--------------------|------|------|------|------|------|-------|------------------|-------------|
| | | | Pos. | Time | Rank | Pos. | Time | Rank | Time | Dist(m) | Pos. | km/h | Rank | | | | | | |
| 29 | CUCHE Didier | SUI | Int1: 26.85 (41) | Int2: 55.46 (5) | Int3: 1:12.72 (7) | Int4: 1:24.85 (7) | Fin: 1:40.98 (5) | I1-I2: 28.61 (2) | I2-I3: 17.26 (20) | I3-I4: 12.13 (22) | I4-Fin: 16.13 (3) | 0.52 | 0.46 | 0.68 | 0.98 | 0.80 | 21.49 | Sp1: 120.33 (10) | Avg.: 96.72 |
| 30 | EBERHARTER Stephan | AUT | Int1: 26.33 (1) | Int2: 55.00 (1) | Int3: 1:12.04 (1) | Int4: 1:23.87 (1) | Fin: 1:40.18 (1) | I1-I2: 28.67 (3) | I2-I3: 17.04 (5) | I3-I4: 11.83 (3) | I4-Fin: 16.31 (11) | 0.00 | 0.00 | 0.00 | 0.00 | 0.00 | 0.00 | Sp1: 119.00 (18) | Avg.: 97.49 |
| 31 | AAMODT Kjetil Andre | NOR | Int1: 26.50 (9) | Int2: 55.48 (6) | Int3: 1:12.63 (6) | Int4: 1:24.61 (5) | Fin: 1:41.09 (7) | I1-I2: 28.98 (7) | I2-I3: 17.15 (12) | I3-I4: 11.98 (7) | I4-Fin: 16.48 (21) | 0.17 | 0.48 | 0.59 | 0.74 | 0.91 | 24.42 | Sp1: 122.37 (4) | Avg.: 96.61 |
| 32 | KJUS Lasse | NOR | Int1: 26.85 (41) | Int2: 56.23 (23) | Int3: 1:13.64 (27) | Int4: 1:25.96 (33) | Fin: 1:42.73 (39) | I1-I2: 29.38 (18) | I2-I3: 17.41 (37) | I3-I4: 12.32 (46) | I4-Fin: 16.77 (47) | 0.52 | 1.23 | 1.60 | 2.09 | 2.55 | 67.34 | Sp1: 115.81 (48) | Avg.: 95.07 |
| 33 | FRANZ Werner | AUT | Int1: 26.72 (25) | Int2: 55.96 (13) | Int3: 1:13.29 (16) | Int4: 1:25.41 (17) | Fin: 1:41.89 (18) | I1-I2: 29.24 (13) | I2-I3: 17.33 (29) | I3-I4: 12.12 (19) | I4-Fin: 16.48 (21) | 0.39 | 0.96 | 1.25 | 1.54 | 1.71 | 45.53 | Sp1: 119.00 (18) | Avg.: 95.86 |
| 34 | NYBERG Fredrik | SWE | Int1: 26.69 (23) | Int2: 56.14 (20) | Int3: 1:13.52 (22) | Int4: 1:25.97 (34) | Fin: 1:42.74 (40) | I1-I2: 29.45 (24) | I2-I3: 17.38 (35) | I3-I4: 12.45 (53) | I4-Fin: 16.77 (47) | 0.36 | 1.14 | 1.48 | 2.10 | 2.56 | 67.60 | Sp1: 117.07 (38) | Avg.: 95.06 |
| 35 | CRETIER Claude | FRA | Int1: 26.43 (3) | Int2: | Int3: | Int4: | Fin: DNF | I1-I2: | I2-I3: | I3-I4: | I4-Fin: | 0.10 | | | | | | Sp1: | Avg.: |
| 36 | KROELL Klaus | AUT | Int1: 26.74 (29) | Int2: 55.77 (9) | Int3: 1:12.95 (8) | Int4: 1:25.20 (11) | Fin: 1:41.75 (12) | I1-I2: 29.03 (9) | I2-I3: 17.18 (13) | I3-I4: 12.25 (41) | I4-Fin: 16.55 (28) | 0.41 | 0.77 | 0.91 | 1.33 | 1.57 | 41.86 | Sp1: 115.20 (51) | Avg.: 95.99 |
| 37 | RAHLVES Daron | USA | Int1: 26.47 (7) | Int2: 55.26 (3) | Int3: 1:12.25 (2) | Int4: 1:24.28 (2) | Fin: 1:40.56 (3) | I1-I2: 28.79 (6) | I2-I3: 16.99 (2) | I3-I4: 12.03 (10) | I4-Fin: 16.28 (9) | 0.14 | 0.26 | 0.21 | 0.41 | 0.38 | 10.25 | Sp1: 117.71 (33) | Avg.: 97.12 |
| 38 | SIVERTSEN Kenneth | NOR | Int1: 26.57 (12) | Int2: 56.09 (18) | Int3: 1:13.57 (23) | Int4: 1:25.79 (25) | Fin: 1:42.63 (34) | I1-I2: 29.52 (26) | I2-I3: 17.48 (44) | I3-I4: 12.22 (35) | I4-Fin: 16.84 (52) | 0.24 | 1.09 | 1.53 | 1.92 | 2.45 | 64.77 | Sp1: 116.44 (43) | Avg.: 95.17 |



FIS SKI WORLD CUP
2nd MEN'S DOWNHILL
PERFORMANCE ANALYSIS 2



Number of Competitors: 65

| Bib | Name | Nation | Positions | | | Partials | | | Difference | | Speed | | | | | | | | |
|-----|--------------------|--------|------------------|------------------|--------------------|--------------------|-------------------|-------------------|-------------------|-------------------|--------------------|------|------|------|------|------|--------|------------------|-------------|
| | | | Pos. | Time | Rank | Pos. | Time | Rank | Time | Dist(m) | Pos. | km/h | Rank | | | | | | |
| 39 | CATTANEO Luca | ITA | Int1: 26.59 (14) | Int2: 56.47 (35) | Int3: 1:13.77 (33) | Int4: 1:25.86 (29) | Fin: 1:42.28 (22) | I1-I2: 29.88 (40) | I2-I3: 17.30 (24) | I3-I4: 12.09 (17) | I4-Fin: 16.42 (16) | 0.26 | 1.47 | 1.73 | 1.99 | 2.10 | 55.70 | Sp1: 118.68 (21) | Avg.: 95.49 |
| 40 | KNAUSS Hans | AUT | Int1: 26.64 (18) | Int2: 55.65 (8) | Int3: 1:13.08 (10) | Int4: 1:25.39 (15) | Fin: 1:42.40 (27) | I1-I2: 29.01 (8) | I2-I3: 17.43 (39) | I3-I4: 12.31 (44) | I4-Fin: 17.01 (55) | 0.31 | 0.65 | 1.04 | 1.52 | 2.22 | 58.82 | Sp1: 117.39 (35) | Avg.: 95.38 |
| 41 | STAUDACHER Patrick | ITA | Int1: 27.09 (60) | Int2: 57.25 (54) | Int3: 1:14.95 (54) | Int4: 1:27.41 (54) | Fin: 1:44.21 (54) | I1-I2: 30.16 (50) | I2-I3: 17.70 (53) | I3-I4: 12.46 (54) | I4-Fin: 16.80 (49) | 0.76 | 2.25 | 2.91 | 3.54 | 4.03 | 104.92 | Sp1: 111.91 (58) | Avg.: 93.72 |
| 42 | GRAGGABER Thomas | AUT | Int1: 26.72 (25) | Int2: 56.30 (26) | Int3: 1:13.89 (37) | Int4: 1:26.25 (41) | Fin: 1:43.00 (44) | I1-I2: 29.58 (28) | I2-I3: 17.59 (51) | I3-I4: 12.36 (49) | I4-Fin: 16.75 (45) | 0.39 | 1.30 | 1.85 | 2.38 | 2.82 | 74.28 | Sp1: 116.75 (39) | Avg.: 94.82 |
| 43 | JAERBYN Patrik | SWE | Int1: 26.43 (3) | Int2: 56.31 (27) | Int3: 1:13.78 (34) | Int4: 1:26.00 (35) | Fin: 1:42.70 (38) | I1-I2: 29.88 (40) | I2-I3: 17.47 (43) | I3-I4: 12.22 (35) | I4-Fin: 16.70 (41) | 0.10 | 1.31 | 1.74 | 2.13 | 2.52 | 66.57 | Sp1: 118.03 (28) | Avg.: 95.10 |
| 44 | HERRMANN Markus | SUI | Int1: 26.40 (2) | Int2: 56.18 (22) | Int3: 1:13.51 (21) | Int4: 1:25.68 (23) | Fin: 1:42.50 (31) | I1-I2: 29.78 (37) | I2-I3: 17.33 (29) | I3-I4: 12.17 (28) | I4-Fin: 16.82 (50) | 0.07 | 1.18 | 1.47 | 1.81 | 2.32 | 61.41 | Sp1: 116.44 (43) | Avg.: 95.29 |
| 45 | ZUEGER Daniel | SUI | Int1: 26.44 (5) | Int2: 56.39 (29) | Int3: 1:13.69 (30) | Int4: 1:25.87 (31) | Fin: 1:42.57 (33) | I1-I2: 29.95 (44) | I2-I3: 17.30 (24) | I3-I4: 12.18 (29) | I4-Fin: 16.70 (41) | 0.11 | 1.39 | 1.65 | 2.00 | 2.39 | 63.22 | Sp1: 119.66 (14) | Avg.: 95.22 |
| 46 | RAUFFER Max | GER | Int1: 26.92 (48) | Int2: 57.13 (52) | Int3: 1:14.64 (53) | Int4: 1:26.86 (50) | Fin: 1:43.61 (50) | I1-I2: 30.21 (52) | I2-I3: 17.51 (46) | I3-I4: 12.22 (35) | I4-Fin: 16.75 (45) | 0.59 | 2.13 | 2.60 | 2.99 | 3.43 | 89.81 | Sp1: 116.44 (43) | Avg.: 94.27 |
| 47 | BERBENNI Matteo | ITA | Int1: 26.87 (44) | Int2: 57.21 (53) | Int3: 1:14.62 (51) | Int4: 1:27.11 (53) | Fin: 1:43.85 (53) | I1-I2: 30.34 (57) | I2-I3: 17.41 (37) | I3-I4: 12.49 (55) | I4-Fin: 16.74 (44) | 0.54 | 2.21 | 2.58 | 3.24 | 3.67 | 95.88 | Sp1: 119.66 (14) | Avg.: 94.05 |
| 48 | PEN Peter | SLO | Int1: 26.88 (46) | Int2: 56.96 (49) | Int3: 1:14.41 (47) | Int4: 1:26.63 (47) | Fin: 1:43.03 (45) | I1-I2: 30.08 (47) | I2-I3: 17.45 (40) | I3-I4: 12.22 (35) | I4-Fin: 16.40 (15) | 0.55 | 1.96 | 2.37 | 2.76 | 2.85 | 75.05 | Sp1: 118.03 (28) | Avg.: 94.80 |



FIS SKI WORLD CUP

2nd MEN'S DOWNHILL

PERFORMANCE ANALYSIS 2



Number of Competitors: 65

| Bib | Name | Nation | Positions | | | Partials | | | Difference | | Speed | | |
|-----|------------------|--------|--------------------|------|------|--------------------|------|------|------------|---------|-------|------------------|------|
| | | | Pos. | Time | Rank | Pos. | Time | Rank | Time | Dist(m) | Pos. | km/h | Rank |
| 49 | STANKALLA Stefan | GER | Int1: 26.93 (50) | | | I1-I2: 29.56 (27) | | | 0.60 | | | Sp1: 113.98 (56) | |
| | | | Int2: 56.49 (37) | | | I2-I3: 17.55 (49) | | | 1.49 | | | | |
| | | | Int3: 1:14.04 (41) | | | I3-I4: 12.37 (50) | | | 2.00 | | | | |
| | | | Int4: 1:26.41 (44) | | | I4-Fin: 16.53 (27) | | | 2.54 | | | | |
| | | | Fin: 1:42.94 (43) | | | | | | 2.76 | 72.74 | | Avg.: 94.88 | |
| 50 | SOLBAKKEN Bjarne | NOR | Int1: 26.97 (54) | | | I1-I2: 29.42 (22) | | | 0.64 | | | Sp1: 116.75 (39) | |
| | | | Int2: 56.39 (29) | | | I2-I3: 17.34 (31) | | | 1.39 | | | | |
| | | | Int3: 1:13.73 (32) | | | I3-I4: 12.61 (57) | | | 1.69 | | | | |
| | | | Int4: 1:26.34 (43) | | | I4-Fin: 16.69 (40) | | | 2.47 | | | | |
| | | | Fin: 1:43.03 (45) | | | | | | 2.85 | 75.05 | | Avg.: 94.80 | |
| 51 | MICKEL Finlay | GBR | Int1: 27.32 (64) | | | I1-I2: 30.22 (53) | | | 0.99 | | | Sp1: 115.50 (49) | |
| | | | Int2: 57.54 (56) | | | I2-I3: 17.77 (55) | | | 2.54 | | | | |
| | | | Int3: 1:15.31 (56) | | | I3-I4: 12.52 (56) | | | 3.27 | | | | |
| | | | Int4: 1:27.83 (56) | | | I4-Fin: 17.02 (56) | | | 3.96 | | | | |
| | | | Fin: 1:44.85 (55) | | | | | | 4.67 | 120.84 | | Avg.: 93.15 | |
| 52 | FILL Peter | ITA | Int1: 26.86 (43) | | | I1-I2: 29.43 (23) | | | 0.53 | | | Sp1: 118.68 (21) | |
| | | | Int2: 56.29 (25) | | | I2-I3: 17.32 (28) | | | 1.29 | | | | |
| | | | Int3: 1:13.61 (24) | | | I3-I4: 12.25 (41) | | | 1.57 | | | | |
| | | | Int4: 1:25.86 (29) | | | I4-Fin: 16.61 (34) | | | 1.99 | | | | |
| | | | Fin: 1:42.47 (30) | | | | | | 2.29 | 60.63 | | Avg.: 95.31 | |
| 53 | GUAY Erik | CAN | Int1: 26.69 (23) | | | I1-I2: 30.01 (46) | | | 0.36 | | | Sp1: 117.71 (33) | |
| | | | Int2: 56.70 (41) | | | I2-I3: 17.74 (54) | | | 1.70 | | | | |
| | | | Int3: 1:14.44 (48) | | | I3-I4: 12.21 (32) | | | 2.40 | | | | |
| | | | Int4: 1:26.65 (48) | | | I4-Fin: 17.03 (57) | | | 2.78 | | | | |
| | | | Fin: 1:43.68 (51) | | | | | | 3.50 | 91.58 | | Avg.: 94.20 | |
| 54 | HARI Konrad | SUI | Int1: 26.75 (31) | | | I1-I2: | | | 0.42 | | | Sp1: | |
| | | | Int2: | | | I2-I3: | | | | | | | |
| | | | Int3: | | | I3-I4: | | | | | | | |
| | | | Int4: | | | I4-Fin: | | | | | | | |
| | | | Fin: DNF | | | | | | | | | Avg.: | |
| 55 | GROS Giorgio | ITA | Int1: 26.83 (38) | | | I1-I2: 30.14 (49) | | | 0.50 | | | Sp1: 114.58 (54) | |
| | | | Int2: 56.97 (50) | | | I2-I3: 18.03 (57) | | | 1.97 | | | | |
| | | | Int3: 1:15.00 (55) | | | I3-I4: 12.63 (58) | | | 2.96 | | | | |
| | | | Int4: 1:27.63 (55) | | | I4-Fin: 17.28 (58) | | | 3.76 | | | | |
| | | | Fin: 1:44.91 (56) | | | | | | 4.73 | 122.32 | | Avg.: 93.10 | |
| 56 | SKERBINEK Primoz | SLO | Int1: 27.05 (58) | | | I1-I2: 30.91 (59) | | | 0.72 | | | Sp1: 115.20 (51) | |
| | | | Int2: 57.96 (60) | | | I2-I3: 17.91 (56) | | | 2.96 | | | | |
| | | | Int3: 1:15.87 (58) | | | I3-I4: 12.41 (51) | | | 3.83 | | | | |
| | | | Int4: 1:28.28 (58) | | | I4-Fin: 16.97 (54) | | | 4.41 | | | | |
| | | | Fin: 1:45.25 (58) | | | | | | 5.07 | 130.69 | | Avg.: 92.80 | |
| 57 | BERTRAND Yannick | FRA | Int1: 26.78 (35) | | | I1-I2: 30.10 (48) | | | 0.45 | | | Sp1: 112.79 (57) | |
| | | | Int2: 56.88 (47) | | | I2-I3: 17.65 (52) | | | 1.88 | | | | |
| | | | Int3: 1:14.53 (49) | | | I3-I4: 12.35 (48) | | | 2.49 | | | | |
| | | | Int4: 1:26.88 (51) | | | I4-Fin: 16.67 (38) | | | 3.01 | | | | |
| | | | Fin: 1:43.55 (49) | | | | | | 3.37 | 88.29 | | Avg.: 94.32 | |
| 58 | MACARTNEY Scott | USA | Int1: 26.51 (10) | | | I1-I2: 30.28 (54) | | | 0.18 | | | Sp1: 120.67 (7) | |
| | | | Int2: 56.79 (44) | | | I2-I3: 17.34 (31) | | | 1.79 | | | | |
| | | | Int3: 1:14.13 (43) | | | I3-I4: 12.12 (19) | | | 2.09 | | | | |
| | | | Int4: 1:26.25 (41) | | | I4-Fin: 16.56 (30) | | | 2.38 | | | | |
| | | | Fin: 1:42.81 (41) | | | | | | 2.63 | 69.40 | | Avg.: 95.00 | |



FIS SKI WORLD CUP
2nd MEN'S DOWNHILL
PERFORMANCE ANALYSIS 2




Number of Competitors: 65

| Bib | Name | Nation | Positions | | | Partials | | | Difference | | Speed | | |
|-----|----------------|--------|---|---|--------------------------------------|----------|------|------------------|------------|---------|-------|-------------|------|
| | | | Pos. | Time | Rank | Pos. | Time | Rank | Time | Dist(m) | Pos. | km/h | Rank |
| 59 | PAULSEN Lasse | NOR | Int1: 26.58 (13) Int2: 57.86 (59) Int3: Int4: Fin: DNF | I1-I2: 31.28 (60) I2-I3: I3-I4: I4-Fin: | 0.25 2.86 | | | Sp1: | | | | | |
| 60 | HUME Jeff | CAN | Int1: 26.75 (31) Int2: 57.05 (51) Int3: 1:14.63 (52) Int4: 1:26.95 (52) Fin: 1:43.77 (52) | I1-I2: 30.30 (55) I2-I3: 17.58 (50) I3-I4: 12.32 (46) I4-Fin: 16.82 (50) | 0.42 2.05 2.59 3.08 3.59 | 93.86 | | Sp1: 115.50 (49) | | | | Avg.: 94.12 | |
| 61 | FRIEDMAN Bryon | USA | Int1: 26.61 (15) Int2: Int3: Int4: Fin: DNF | I1-I2: I2-I3: I3-I4: I4-Fin: | 0.28 | | | Sp1: | | | | Avg.: | |
| 62 | GUFLER Michael | ITA | Int1: 27.08 (59) Int2: 56.90 (48) Int3: 1:14.21 (45) Int4: 1:26.49 (46) Fin: 1:43.16 (47) | I1-I2: 29.82 (38) I2-I3: 17.31 (26) I3-I4: 12.28 (43) I4-Fin: 16.67 (38) | 0.75 1.90 2.17 2.62 2.98 | 78.37 | | Sp1: 118.35 (26) | | | | Avg.: 94.68 | |
| 63 | GIANNELLI Mike | CAN | Int1: 26.96 (53) Int2: 57.58 (57) Int3: 1:15.66 (57) Int4: 1:28.08 (57) Fin: 1:44.93 (57) | I1-I2: 30.62 (58) I2-I3: 18.08 (58) I3-I4: 12.42 (52) I4-Fin: 16.85 (53) | 0.63 2.58 3.62 4.21 4.75 | 122.81 | | Sp1: 114.89 (53) | | | | Avg.: 93.08 | |
| 64 | LAVOIE Vincent | CAN | Int1: 26.98 (55) Int2: 56.71 (42) Int3: 1:13.96 (39) Int4: 1:26.18 (39) Fin: 1:42.68 (35) | I1-I2: 29.73 (34) I2-I3: 17.25 (19) I3-I4: 12.22 (35) I4-Fin: 16.50 (26) | 0.65 1.71 1.92 2.31 2.50 | 66.05 | | Sp1: 120.33 (10) | | | | Avg.: 95.12 | |
| 65 | BRANCH Craig | AUS | Int1: 27.29 (63) Int2: 57.62 (58) Int3: Int4: Fin: DNF | I1-I2: 30.33 (56) I2-I3: I3-I4: I4-Fin: | 0.96 2.62 | | | Sp1: | | | | Avg.: | |

LEGEND

| | | | | | | | |
|----------------|--------------------------------|--------------|----------------|--------------|----------------|-------------|---------------|
| Pos | Intermediate or Speed Position | Int1: | Intermediate 1 | Int4: | Intermediate 4 | DNS | Did Not Start |
| Avg. | Average Speed for the race | Int2: | Intermediate 2 | DNF | Did Not Finish | Fin: | Finish |
| Dist(m) | Distance behind the first | Int3: | Intermediate 3 | Sp1: | Speed Trap 1 | | |



FIS SKI WORLD CUP

FIS SKI WORLD CUP AFTER 2nd MEN'S DOWNHILL DOWNHILL FIS WCSL LIST

30 NOV 2002 Lake Louise (CAN)
7 DEC 2002 Vail - Beaver Creek (USA)

Number of Competitors: 71

| Rank | FIS Code | Name | Nation | 1 | 2 | Base | - X | + Y | = WCSL-DH |
|------|----------|------------------------|--------|-----|-----|------|-----|-----|-----------|
| 1 | 50024 | EBERHARTER Stephan | AUT | 100 | 100 | 870 | 145 | 200 | 925 |
| 2 | 50182 | STROBL Fritz | AUT | 45 | 50 | 620 | 103 | 95 | 612 |
| 3 | 420382 | AAMODT Kjetil Andre | NOR | 60 | 36 | 387 | 65 | 96 | 418 |
| 4 | 50221 | TRINKL Hannes | AUT | 80 | 26 | 350 | 58 | 106 | 398 |
| 5 | 50041 | WALCHHOFFER Michael | AUT | 40 | 80 | 295 | 49 | 120 | 366 |
| 6 | 510035 | CAVEGN Franco | SUI | 13 | 16 | 382 | 64 | 29 | 347 |
| 7 | 290255 | GHEDINA Kristian | ITA | - | - | 381 | 64 | - | 317 |
| 7 | 50423 | MAIER Hermann | AUT | - | - | 381 | 64 | - | 317 |
| 9 | 50058 | GREBER Christian | AUT | - | - | 369 | 62 | - | 307 |
| 10 | 510767 | HOFFMANN Ambrosi | SUI | 12 | 29 | 305 | 51 | 41 | 295 |
| 11 | 291641 | SULZENBACHER Kurt | ITA | 18 | - | 320 | 53 | 18 | 285 |
| 12 | 510030 | CUCHE Didier | SUI | 9 | 45 | 236 | 39 | 54 | 251 |
| 12 | 50310 | RZEHAK Peter | AUT | 32 | 12 | 248 | 41 | 44 | 251 |
| 14 | 50149 | STROBL Josef | AUT | 50 | - | 238 | 40 | 50 | 248 |
| 15 | 420470 | KJUS Lasse | NOR | - | - | 295 | 49 | - | 246 |
| 16 | 50043 | FRANZ Werner | AUT | 26 | 13 | 238 | 40 | 39 | 237 |
| 17 | 50753 | KROELL Klaus | AUT | 22 | 22 | 205 | 34 | 44 | 215 |
| 18 | 510478 | KERNEN Bruno | SUI | 5 | 15 | 219 | 37 | 20 | 202 |
| 19 | 201189 | ECKERT Florian | GER | - | - | 238 | 40 | - | 198 |
| 20 | 191115 | CRETIER Claude | FRA | 4 | - | 213 | 36 | 4 | 181 |
| 21 | 531040 | RAHLVES Daron | USA | 7 | 60 | 113 | 19 | 67 | 161 |
| 22 | 190930 | DENERIAZ Antoine | FRA | 11 | - | 179 | 30 | 11 | 160 |
| 23 | 191116 | DALCIN Pierre-Emmanuel | FRA | - | 2 | 132 | 22 | 2 | 112 |
| 24 | 190945 | FOURNIER-BIDOZ S. | FRA | 8 | 22 | 77 | 13 | 30 | 94 |
| 25 | 510727 | DEFAGO Didier | SUI | 29 | 24 | 36 | 6 | 53 | 83 |
| 26 | 420681 | SIVERTSEN Kenneth | NOR | 14 | - | 79 | 13 | 14 | 80 |
| 27 | 291389 | FISCHNALLER Roland | ITA | 6 | - | 85 | 14 | 6 | 77 |
| 28 | 510756 | VON WEISSENFLUH Rolf | SUI | - | - | 91 | 15 | - | 76 |
| 29 | 290117 | CATTANEO Luca | ITA | - | 9 | 72 | 12 | 9 | 69 |
| 30 | 50451 | GRUBER Christoph | AUT | - | - | 82 | 14 | - | 68 |
| 30 | 532431 | MILLER Bode | USA | 36 | 32 | - | - | 68 | 68 |
| 32 | 533131 | SULLIVAN Marco | USA | - | 40 | 33 | 6 | 40 | 67 |
| 33 | 291116 | FATTORI Alessandro | ITA | 11 | - | 66 | 11 | 11 | 66 |
| 34 | 50360 | KNAUSS Hans | AUT | - | 4 | 71 | 12 | 4 | 63 |




FIS SKI WORLD CUP

FIS SKI WORLD CUP AFTER 2nd MEN'S DOWNHILL DOWNHILL FIS WCSL LIST

30 NOV 2002 Lake Louise (CAN)
7 DEC 2002 Vail - Beaver Creek (USA)

Number of Competitors: 71

| Rank | FIS Code | Name | Nation | 1 | 2 | Base | - X | + Y | = WCSL-DH |
|------|----------|-----------------------|--------|----|----|------|-----|-----|-----------|
| 34 | 50124 | SCHIFFERER Andreas | AUT | 16 | - | 57 | 10 | 16 | 63 |
| 36 | 500139 | NYBERG Fredrik | SWE | 2 | - | 57 | 10 | 2 | 49 |
| 37 | 420830 | GROENVOLD Audun | NOR | - | 11 | 41 | 7 | 11 | 45 |
| 38 | 560302 | SPAROVEC Gregor | SLO | - | 3 | 44 | 7 | 3 | 40 |
| 39 | 500150 | JAERBYN Patrik | SWE | - | - | 47 | 8 | - | 39 |
| 40 | 420911 | SOLBAKKEN Bjarne | NOR | - | - | 44 | 7 | - | 37 |
| 41 | 530240 | FLEISCHER Chad | USA | - | - | 41 | 7 | - | 34 |
| 42 | 350032 | BUECHEL Marco | LIE | 15 | 18 | - | - | 33 | 33 |
| 43 | 191415 | BOTTOLLIER-LASQUIN M. | FRA | - | - | 36 | 6 | - | 30 |
| 43 | 50695 | BUDER Andreas | AUT | 20 | 10 | - | - | 30 | 30 |
| 43 | 510476 | HERRMANN Markus | SUI | - | - | 36 | 6 | - | 30 |
| 46 | 560187 | PEN Peter | SLO | - | - | 31 | 5 | - | 26 |
| 47 | 50831 | GRAGGABER Thomas | AUT | 24 | - | - | - | 24 | 24 |
| 48 | 290489 | SELETTO Erik | ITA | - | - | 27 | 5 | - | 22 |
| 49 | 510001 | ACCOLA Paul | SUI | - | - | 25 | 4 | - | 21 |
| 50 | 200705 | RAUFFER Max | GER | - | - | 23 | 4 | - | 19 |
| 51 | 50482 | HOLZKNECHT Norbert | AUT | - | - | 20 | 3 | - | 17 |
| 52 | 560332 | JERMAN Andrej | SLO | - | 15 | - | - | 15 | 15 |
| 53 | 190097 | BURTIN Nicolas | FRA | - | 5 | 10 | 2 | 5 | 13 |
| 53 | 530137 | FIALA Jakub | USA | - | 8 | 6 | 1 | 8 | 13 |
| 55 | 510765 | COLLENBERG Claudio | SUI | - | - | 13 | 2 | - | 11 |
| 55 | 510145 | LOCHER Steve | SUI | - | - | 13 | 2 | - | 11 |
| 57 | 291990 | BERBENNI Matteo | ITA | - | - | 12 | 2 | - | 10 |
| 57 | 510051 | GRUENENFELDER Juerg | SUI | - | - | 12 | 2 | - | 10 |
| 57 | 101139 | MC BEATH Darin | CAN | - | - | 12 | 2 | - | 10 |
| 57 | 100465 | PODIVINSKY Ed | CAN | - | - | 12 | 2 | - | 10 |
| 61 | 40170 | BEAR Aj | AUS | - | 8 | - | - | 8 | 8 |
| 61 | 290383 | GALLI Lorenzo | ITA | - | - | 10 | 2 | - | 8 |
| 61 | 560419 | SKERBINEK Primoz | SLO | - | - | 10 | 2 | - | 8 |
| 64 | 510747 | GRUENENFELDER Tobias | SUI | 1 | 6 | - | - | 7 | 7 |
| 65 | 532490 | MACARTNEY Scott | USA | - | - | 7 | 1 | - | 6 |
| 66 | 220228 | MICKEL Finlay | GBR | - | - | 6 | 1 | - | 5 |
| 66 | 510344 | ZUEGER Daniel | SUI | 3 | - | 2 | - | 3 | 5 |
| 68 | 290998 | STAUDACHER Patrick | ITA | - | - | 4 | 1 | - | 3 |



FIS SKI WORLD CUP

FIS SKI WORLD CUP AFTER 2nd MEN'S DOWNHILL DOWNHILL FIS WCSL LIST

30 NOV 2002 Lake Louise (CAN)
7 DEC 2002 Vail - Beaver Creek (USA)

Number of Competitors: 71

| Rank | FIS Code | Name | Nation | 1 | 2 | Base | X | + Y | = WCSL-DH |
|------|----------|------------------|--------|---|---|------|---|-----|-----------|
| 69 | 191591 | BERTRAND Yannick | FRA | - | - | 3 | 1 | - | 2 |
| 69 | 200249 | STANKALLA Stefan | GER | - | - | 3 | 1 | - | 2 |
| 71 | 292455 | FILL Peter | ITA | - | 1 | - | - | 1 | 1 |

Number of Competitors per Nation until 60th position

| | | | | | |
|----------|---------|----------|---------|---------|---------|
| AUT : 16 | CAN : 2 | FRA : 6 | GER : 2 | ITA : 7 | LIE : 1 |
| NOR : 5 | SLO : 3 | SUI : 11 | SWE : 2 | USA : 5 | |

LEGEND

Base Last season WCSL points
X (Base / number of planned races in the current season) * number of completed races in the current season
Y WC points won in the current season
WCSL-DH World Cup Start List points for Downhill

07-12-2002 / Vail - Beaver Creek (USA) / 0429

Page 3/3


www.fis-ski.com

Generation Date: SAT 7 DEC 2002

Time: 12:54 Swatch Internet Time: @871

Document: 60A 1.0

swatch®




FIS SKI WORLD CUP

FIS SKI WORLD CUP AFTER 2nd MEN'S DOWNHILL OVERALL FIS WCSL LIST

Number of Competitors: 165

| Rank | FIS Code | Name | Nation | WCSL | DH | SL | GS | SG | K |
|------|----------|-----------------------|--------|------|----------|----------|----------|----------|---------|
| 1 | 50024 | EBERHARTER Stephan | AUT | 2055 | 925 (1) | – | 559 (1) | 571 (1) | – |
| 2 | 420382 | AAMODT Kjetil Andre | NOR | 1468 | 418 (3) | 259 (10) | 175 (17) | 316 (4) | 300 (1) |
| 3 | 532431 | MILLER Bode | USA | 1139 | 68 (30) | 509 (3) | 364 (7) | 38 (29) | 160 (3) |
| 4 | 510030 | CUCHE Didier | SUI | 1109 | 251 (12) | – | 433 (5) | 425 (2) | – |
| 5 | 50182 | STROBL Fritz | AUT | 960 | 612 (2) | – | – | 348 (3) | – |
| 6 | 50423 | MAIER Hermann | AUT | 924 | 317 (7) | – | 319 (8) | 252 (7) | 36 (14) |
| 7 | 420470 | KJUS Lasse | NOR | 795 | 246 (15) | 92 (23) | 101 (22) | 171 (12) | 185 (2) |
| 8 | 50625 | RAICH Benjamin | AUT | 715 | – | 203 (14) | 452 (4) | – | 60 (7) |
| 9 | 380260 | KOSTELIC Ivica | CRO | 656 | – | 573 (1) | 83 (25) | – | – |
| 10 | 500139 | NYBERG Fredrik | SWE | 612 | 49 (36) | – | 428 (6) | 135 (13) | – |
| 11 | 50149 | STROBL Josef | AUT | 557 | 248 (14) | – | 78 (26) | 231 (8) | – |
| 12 | 191139 | VIDAL Jean-Pierre | FRA | 555 | – | 545 (2) | 10 (50) | – | – |
| 13 | 510727 | DEFAGO Didier | SUI | 539 | 83 (25) | – | 183 (15) | 223 (9) | 50 (10) |
| 14 | 510318 | VON GRUENIGEN Michael | SUI | 536 | – | 65 (29) | 471 (3) | – | – |
| 15 | 190236 | COVILI Frederic | FRA | 507 | – | – | 507 (2) | – | – |
| 16 | 50451 | GRUBER Christoph | AUT | 506 | 68 (30) | – | 237 (10) | 201 (11) | – |
| 17 | 50271 | SCHILCHEGGER Heinz | AUT | 477 | – | 286 (6) | 191 (12) | – | – |
| 18 | 50124 | SCHIFFERER Andreas | AUT | 465 | 63 (34) | – | 122 (19) | 280 (5) | – |
| 19 | 50221 | TRINKL Hannes | AUT | 456 | 398 (4) | – | – | 58 (26) | – |
| 20 | 50547 | SCHOENFELDER Rainer | AUT | 454 | – | 389 (4) | 15 (45) | – | 50 (10) |
| 21 | 50043 | FRANZ Werner | AUT | 444 | 237 (16) | – | – | 207 (10) | – |
| 22 | 290255 | GHEDINA Kristian | ITA | 428 | 317 (7) | – | – | 75 (24) | 36 (14) |
| 23 | 50041 | WALCHHOFER Michael | AUT | 426 | 366 (5) | – | – | – | 60 (7) |
| 24 | 510035 | CAVEGN Franco | SUI | 391 | 347 (6) | – | – | 44 (28) | – |
| 25 | 510767 | HOFFMANN Ambrosi | SUI | 372 | 295 (10) | – | – | 77 (22) | – |
| 26 | 50058 | GREBER Christian | AUT | 369 | 307 (9) | – | – | 62 (25) | – |
| 27 | 291116 | FATTORI Alessandro | ITA | 360 | 66 (33) | – | – | 274 (6) | 20 (23) |
| 28 | 50360 | KNAUSS Hans | AUT | 344 | 63 (34) | – | 147 (18) | 134 (14) | – |
| 29 | 291641 | SULZENBACHER Kurt | ITA | 343 | 285 (11) | – | – | – | 58 (9) |
| 30 | 531040 | RAHLVES Daron | USA | 300 | 161 (21) | – | 10 (50) | 129 (15) | – |
| 31 | 560154 | KUNC Mitja | SLO | 293 | – | 293 (5) | – | – | – |
| 32 | 180251 | PALANDER Kalle | FIN | 287 | – | 272 (8) | 15 (45) | – | – |
| 33 | 50004 | ALBRECHT Kilian | AUT | 285 | – | 261 (9) | – | – | 24 (21) |
| 34 | 50310 | RZEHAK Peter | AUT | 274 | 251 (12) | – | – | 23 (38) | – |
| 35 | 290478 | ROCCA Giorgio | ITA | 273 | – | 273 (7) | – | – | – |
| 36 | 292000 | BLARDONE Massimiliano | ITA | 261 | – | – | 261 (9) | – | – |




FIS SKI WORLD CUP

FIS SKI WORLD CUP AFTER 2nd MEN'S DOWNHILL OVERALL FIS WCSL LIST

Number of Competitors: 165

| Rank | FIS Code | Name | Nation | WCSL | DH | SL | GS | SG | K |
|------|----------|--------------------------|--------|------|----------|----------|----------|----------|---------|
| 37 | 50707 | MATT Mario | AUT | 259 | – | 243 (12) | 16 (41) | – | – |
| 38 | 50753 | KROELL Klaus | AUT | 252 | 215 (17) | – | – | 37 (30) | – |
| 39 | 420069 | BURAAS Hans-Petter | NOR | 247 | – | 247 (11) | – | – | – |
| 40 | 190012 | AMIEZ Sebastien | FRA | 239 | – | 239 (13) | – | – | – |
| 41 | 191116 | DALCIN Pierre-Emmanuel | FRA | 227 | 112 (23) | – | – | 115 (16) | – |
| 42 | 510478 | KERNEN Bruno | SUI | 224 | 202 (18) | – | – | 22 (39) | – |
| 43 | 420911 | SOLBAKKEN Bjarne | NOR | 214 | 37 (40) | – | 93 (23) | 84 (20) | – |
| 44 | 510001 | ACCOLA Paul | SUI | 212 | 21 (49) | – | 6 (55) | 100 (18) | 85 (4) |
| 45 | 180212 | UOTILA Sami | FIN | 211 | – | – | 211 (11) | – | – |
| 46 | 190915 | BOURGEAT Pierrick | FRA | 201 | – | 201 (15) | – | – | – |
| 47 | 201189 | ECKERT Florian | GER | 198 | 198 (19) | – | – | – | – |
| 48 | 420328 | STIANSEN Tom | NOR | 197 | – | 197 (16) | – | – | – |
| 49 | 191115 | CRETIER Claude | FRA | 196 | 181 (20) | – | – | 15 (46) | – |
| 50 | 560033 | KOSIR Jure | SLO | 194 | – | 180 (17) | 14 (48) | – | – |
| 51 | 50126 | MAYER Christian | AUT | 190 | – | – | 190 (13) | – | – |
| 52 | 190677 | CHENAL Joel | FRA | 189 | – | – | 189 (14) | – | – |
| 52 | 190930 | DENERIAZ Antoine | FRA | 189 | 160 (22) | – | – | – | 29 (19) |
| 54 | 190707 | MILLET Vincent | FRA | 180 | – | – | 180 (16) | – | – |
| 55 | 50624 | PRANGER Manfred | AUT | 177 | – | 177 (18) | – | – | – |
| 56 | 510747 | GRUENENFELDER Tobias | SUI | 172 | 7 (64) | – | 67 (28) | 98 (19) | – |
| 57 | 350032 | BUECHEL Marco | LIE | 170 | 33 (42) | – | 29 (36) | 108 (17) | – |
| 58 | 500656 | LARSSON Markus | SWE | 168 | – | 168 (19) | – | – | – |
| 59 | 100115 | GRANDI Thomas | CAN | 163 | – | 50 (36) | 113 (21) | – | – |
| 60 | 560230 | GRUBELNIK Drago | SLO | 155 | – | 155 (20) | – | – | – |
| 61 | 530703 | SCHLOPY Erik | USA | 143 | – | 75 (27) | 68 (27) | – | – |
| 62 | 101895 | ROY Jean-Philippe | CAN | 130 | – | 62 (31) | 36 (32) | – | 32 (18) |
| 63 | 190945 | FOURNIER-BIDOZ Sebastien | FRA | 124 | 94 (24) | – | – | 30 (34) | – |
| 63 | 420681 | SIVERTSEN Kenneth | NOR | 124 | 80 (26) | – | 8 (53) | 36 (31) | – |
| 65 | 420148 | KARLSEN Truls Ove | NOR | 121 | – | 121 (21) | – | – | – |
| 66 | 500150 | JAERBYN Patrik | SWE | 120 | 39 (39) | – | – | 81 (21) | – |
| 67 | 560050 | PAVLOVCIC Uros | SLO | 115 | – | – | 115 (20) | – | – |
| 68 | 560332 | JERMAN Andrej | SLO | 100 | 15 (52) | – | – | 3 (51) | 82 (5) |
| 69 | 150571 | HAYER Stanley | CZE | 96 | – | 30 (48) | – | – | 66 (6) |
| 69 | 510577 | IMBODEN Urs | SUI | 96 | – | 96 (22) | – | – | – |
| 71 | 291768 | ROBERTO Alessandro | ITA | 93 | – | – | 93 (23) | – | – |
| 72 | 50600 | GOERGL Stephan | AUT | 92 | – | – | 16 (41) | 76 (23) | – |



FIS SKI WORLD CUP

FIS SKI WORLD CUP AFTER 2nd MEN'S DOWNHILL OVERALL FIS WCSL LIST

Number of Competitors: 165

| Rank | FIS Code | Name | Nation | WCSL | DH | SL | GS | SG | K |
|------|----------|---------------------------|--------|------|---------|---------|---------|---------|---------|
| 72 | 531557 | KNIGHT Chip | USA | 92 | – | 92 (23) | – | – | – |
| 74 | 291389 | FISCHNALLER Roland | ITA | 90 | 77 (27) | – | – | 13 (47) | – |
| 75 | 420059 | FURUSETH Ole Christian | NOR | 89 | – | 89 (25) | – | – | – |
| 76 | 533131 | SULLIVAN Marco | USA | 85 | 67 (32) | – | – | 18 (45) | – |
| 77 | 560151 | KOBLAR Jernej | SLO | 82 | – | – | 31 (33) | 22 (39) | 29 (19) |
| 78 | 420556 | STRAND NILSEN Harald Chr. | NOR | 80 | – | 80 (26) | – | – | – |
| 79 | 510756 | VON WEISSENFLUH Rolf | SUI | 76 | 76 (28) | – | – | – | – |
| 80 | 190278 | LLORACH Gaetan | FRA | 75 | – | 30 (48) | – | – | 45 (12) |
| 81 | 560089 | MLEKUZ Rene | SLO | 74 | – | 74 (28) | – | – | – |
| 82 | 290117 | CATTANEO Luca | ITA | 69 | 69 (29) | – | – | – | – |
| 83 | 191415 | BOTTOLLIER-LASQUIN Marc | FRA | 65 | 30 (43) | – | – | 35 (32) | – |
| 83 | 201240 | EBERLE Markus | GER | 65 | – | 65 (29) | – | – | – |
| 85 | 50688 | MARINAC Martin | AUT | 64 | – | 46 (39) | 18 (40) | – | – |
| 86 | 560371 | DRAGSIC Mitja | SLO | 62 | – | 62 (31) | – | – | – |
| 87 | 560302 | SPAROVEC Gregor | SLO | 60 | 40 (38) | – | – | 20 (42) | – |
| 88 | 291421 | RIEDER Arnold | ITA | 58 | – | – | 58 (29) | – | – |
| 89 | 420830 | GROENVOLD Audun | NOR | 57 | 45 (37) | – | – | 12 (48) | – |
| 89 | 532028 | VONN Thomas | USA | 57 | – | – | 23 (38) | 34 (33) | – |
| 91 | 50473 | SEER Florian | AUT | 56 | – | 31 (46) | 25 (37) | – | – |
| 92 | 291469 | ZARDINI Edoardo | ITA | 55 | – | 55 (33) | – | – | – |
| 93 | 430281 | BACHLEDA Andrzej | POL | 54 | – | 54 (34) | – | – | – |
| 93 | 560056 | VRHOVNIK Matjaz | SLO | 54 | – | 54 (34) | – | – | – |
| 95 | 510812 | BELTRAMETTI Silvano | SUI | 51 | – | – | – | 51 (27) | – |
| 96 | 220044 | BAXTER Alain | GBR | 49 | – | 49 (37) | – | – | – |
| 96 | 350007 | GANAHL Markus | LIE | 49 | – | 49 (37) | – | – | – |
| 98 | 290998 | STAUDACHER Patrick | ITA | 48 | 3 (68) | – | – | 9 (50) | 36 (14) |
| 99 | 510145 | LOCHER Steve | SUI | 46 | 11 (55) | – | 10 (50) | 25 (37) | – |
| 100 | 200705 | RAUFFER Max | GER | 45 | 19 (50) | – | – | 26 (36) | – |
| 101 | 292120 | SIMONCELLI Davide | ITA | 44 | – | 4 (63) | 40 (31) | – | – |
| 102 | 532497 | ROTHROCK Tom | USA | 43 | – | 43 (40) | – | – | – |
| 103 | 290023 | BERGAMELLI Giancarlo | ITA | 42 | – | 42 (41) | – | – | – |
| 104 | 532188 | SPENCER Dane | USA | 41 | – | – | 41 (30) | – | – |
| 104 | 421040 | STRAND Stein Kristian | NOR | 41 | – | – | – | 1 (57) | 40 (13) |
| 106 | 510638 | CASANOVA Marco | SUI | 40 | – | 40 (42) | – | – | – |
| 106 | 191425 | TISSOT Stephane | FRA | 40 | – | 40 (42) | – | – | – |
| 108 | 300804 | MINAGAWA Kentaro | JPN | 39 | – | 39 (44) | – | – | – |




FIS SKI WORLD CUP

FIS SKI WORLD CUP AFTER 2nd MEN'S DOWNHILL OVERALL FIS WCSL LIST

Number of Competitors: 165

| Rank | FIS Code | Name | Nation | WCSL | DH | SL | GS | SG | K |
|------|----------|--------------------|--------|------|---------|---------|---------|---------|---------|
| 109 | 290214 | NANA Matteo | ITA | 36 | – | – | – | – | 36 (14) |
| 110 | 530240 | FLEISCHER Chad | USA | 34 | 34 (41) | – | – | – | – |
| 110 | 290578 | WEISS Angelo | ITA | 34 | – | 34 (45) | – | – | – |
| 112 | 191007 | PICCARD Jeff | FRA | 33 | – | – | 30 (35) | 3 (51) | – |
| 113 | 290693 | PLONER Alexander | ITA | 31 | – | – | 31 (33) | – | – |
| 113 | 530667 | PUCKETT P Casey | USA | 31 | – | 31 (46) | – | – | – |
| 115 | 50695 | BUDER Andreas | AUT | 30 | 30 (43) | – | – | – | – |
| 115 | 510476 | HERRMANN Markus | SUI | 30 | 30 (43) | – | – | – | – |
| 117 | 420696 | PAULSEN Lasse | NOR | 29 | – | – | – | 29 (35) | – |
| 118 | 190314 | SAIONI Christophe | FRA | 28 | – | – | 7 (54) | 21 (41) | – |
| 119 | 560187 | PEN Peter | SLO | 26 | 26 (46) | – | – | – | – |
| 120 | 50831 | GRAGGABER Thomas | AUT | 24 | 24 (47) | – | – | – | – |
| 120 | 291404 | PERATHONER Alan | ITA | 24 | – | 24 (50) | – | – | – |
| 120 | 290489 | SELETTO Erik | ITA | 24 | 22 (48) | – | – | 2 (56) | – |
| 123 | 292250 | SCHIEPPATI Alberto | ITA | 23 | – | – | 23 (38) | – | – |
| 124 | 150149 | ZAKOURIL Borek | CZE | 22 | – | – | – | – | 22 (22) |
| 125 | 292455 | FILL Peter | ITA | 21 | 1 (71) | – | – | 20 (42) | – |
| 126 | 292056 | GUFLER Michael | ITA | 20 | – | – | – | 20 (42) | – |
| 126 | 510890 | ZURBRIGGEN Silvan | SUI | 20 | – | 20 (51) | – | – | – |
| 128 | 480031 | FILISCHKIN Andrej | RUS | 18 | – | – | – | – | 18 (24) |
| 129 | 50482 | HOLZKNECHT Norbert | AUT | 17 | 17 (51) | – | – | – | – |
| 130 | 191227 | BURTIN Raphael | FRA | 16 | – | – | 16 (41) | – | – |
| 130 | 291471 | COGOLI Patrick | ITA | 16 | – | – | 16 (41) | – | – |
| 130 | 220030 | GREEN Ross | GBR | 16 | – | – | – | – | 16 (25) |
| 133 | 530113 | GROS Sacha | USA | 15 | – | 15 (52) | – | – | – |
| 133 | 290705 | HOLZER Patrick | ITA | 15 | – | – | 15 (45) | – | – |
| 133 | 191459 | LIZEROUX Julien | FRA | 15 | – | 15 (52) | – | – | – |
| 133 | 560115 | MIKLAVC Andrej | SLO | 15 | – | 15 (52) | – | – | – |
| 133 | 533866 | NYMAN Steven | USA | 15 | – | 15 (52) | – | – | – |
| 133 | 560355 | VALENCIC Mitja | SLO | 15 | – | 15 (52) | – | – | – |
| 139 | 200249 | STANKALLA Stefan | GER | 14 | 2 (69) | – | – | 12 (48) | – |
| 140 | 190097 | BURTIN Nicolas | FRA | 13 | 13 (53) | – | – | – | – |
| 140 | 510278 | DEFAGO Daniel | SUI | 13 | – | 13 (57) | – | – | – |
| 140 | 530137 | FIALA Jakub | USA | 13 | 13 (53) | – | – | – | – |
| 143 | 50171 | SALZGEBER Rainer | AUT | 12 | – | – | 12 (49) | – | – |
| 143 | 200251 | VOGL Alois | GER | 12 | – | 12 (58) | – | – | – |



FIS SKI WORLD CUP

FIS SKI WORLD CUP AFTER 2nd MEN'S DOWNHILL OVERALL FIS WCSL LIST

Number of Competitors: 165

| Rank | FIS Code | Name | Nation | WCSL | DH | SL | GS | SG | K |
|------|----------|-----------------------|--------|------|---------|---------|--------|--------|---|
| 145 | 510765 | COLLENBERG Claudio | SUI | 11 | 11 (55) | - | - | - | - |
| 145 | 50595 | EGGER Pierre | AUT | 11 | - | 11 (59) | - | - | - |
| 147 | 291990 | BERBENNI Matteo | ITA | 10 | 10 (57) | - | - | - | - |
| 147 | 510051 | GRUENENFELDER Juerg | SUI | 10 | 10 (57) | - | - | - | - |
| 147 | 101139 | MC BEATH Darin | CAN | 10 | 10 (57) | - | - | - | - |
| 147 | 100465 | PODIVINSKY Ed | CAN | 10 | 10 (57) | - | - | - | - |
| 151 | 40170 | BEAR Aj | AUS | 8 | 8 (61) | - | - | - | - |
| 151 | 290383 | GALLI Lorenzo | ITA | 8 | 8 (61) | - | - | - | - |
| 151 | 560419 | SKERBINEK Primoz | SLO | 8 | 8 (61) | - | - | - | - |
| 154 | 50213 | SYKORA Thomas | AUT | 7 | - | 7 (60) | - | - | - |
| 155 | 532490 | MACARTNEY Scott | USA | 6 | 6 (65) | - | - | - | - |
| 155 | 180121 | MARILA Mika | FIN | 6 | - | 6 (61) | - | - | - |
| 157 | 191640 | ANSELMET Alexandre | FRA | 5 | - | 5 (62) | - | - | - |
| 157 | 191746 | DE TESSIERES Gauthier | FRA | 5 | - | - | 5 (56) | - | - |
| 157 | 220228 | MICKEL Finlay | GBR | 5 | 5 (66) | - | - | - | - |
| 157 | 510344 | ZUEGER Daniel | SUI | 5 | 5 (66) | - | - | - | - |
| 161 | 510715 | GEISSER Thomas | SUI | 4 | - | 4 (63) | - | - | - |
| 162 | 50761 | ALSTER Christoph | AUT | 3 | - | - | - | 3 (51) | - |
| 162 | 350041 | HASLER Juergen | LIE | 3 | - | - | - | 3 (51) | - |
| 162 | 560298 | REBERSAK Jernej | SLO | 3 | - | - | - | 3 (51) | - |
| 165 | 191591 | BERTRAND Yannick | FRA | 2 | 2 (69) | - | - | - | - |

LEGEND

GS Giant Slalom points **SG** Super-G points **DH** Downhill points **WCSL** Overall points **SL** Slalom points
K Combined points

07-12-2002 / Vail - Beaver Creek (USA) / 0429

Page 5/5


www.fis-ski.com

Generation Date: SAT 7 DEC 2002

Time: 12:54 Swatch Internet Time: @871

Document: 60B 1.0

swatch® 




FIS SKI WORLD CUP

FIS SKI WORLD CUP AFTER 2nd MEN'S DOWNHILL DOWNHILL FIS WORLD CUP STANDINGS

30 NOV 2002 Lake Louise (CAN)
7 DEC 2002 Vail - Beaver Creek (USA)

Number of Competitors: 41

| Rank | FIS Code | Name | Nation | 1 | 2 | WC-DH Diff. |
|------|----------|----------------------|--------|-----|-----|-------------|
| 1 | 50024 | EBERHARTER Stephan | AUT | 100 | 100 | 200 |
| 2 | 50041 | WALCHHOFFER Michael | AUT | 40 | 80 | 120 - 80 |
| 3 | 50221 | TRINKL Hannes | AUT | 80 | 26 | 106 - 94 |
| 4 | 420382 | AAMODT Kjetil Andre | NOR | 60 | 36 | 96 - 104 |
| 5 | 50182 | STROBL Fritz | AUT | 45 | 50 | 95 - 105 |
| 6 | 532431 | MILLER Bode | USA | 36 | 32 | 68 - 132 |
| 7 | 531040 | RAHLVES Daron | USA | 7 | 60 | 67 - 133 |
| 8 | 510030 | CUCHE Didier | SUI | 9 | 45 | 54 - 146 |
| 9 | 510727 | DEFAGO Didier | SUI | 29 | 24 | 53 - 147 |
| 10 | 50149 | STROBL Josef | AUT | 50 | - | 50 - 150 |
| 11 | 50753 | KROELL Klaus | AUT | 22 | 22 | 44 - 156 |
| 11 | 50310 | RZEHAK Peter | AUT | 32 | 12 | 44 - 156 |
| 13 | 510767 | HOFFMANN Ambrosi | SUI | 12 | 29 | 41 - 159 |
| 14 | 533131 | SULLIVAN Marco | USA | - | 40 | 40 - 160 |
| 15 | 50043 | FRANZ Werner | AUT | 26 | 13 | 39 - 161 |
| 16 | 350032 | BUECHEL Marco | LIE | 15 | 18 | 33 - 167 |
| 17 | 50695 | BUDER Andreas | AUT | 20 | 10 | 30 - 170 |
| 17 | 190945 | FOURNIER-BIDOZ S. | FRA | 8 | 22 | 30 - 170 |
| 19 | 510035 | CAVEGN Franco | SUI | 13 | 16 | 29 - 171 |
| 20 | 50831 | GRAGGABER Thomas | AUT | 24 | - | 24 - 176 |
| 21 | 510478 | KERNEN Bruno | SUI | 5 | 15 | 20 - 180 |
| 22 | 291641 | SULZENBACHER Kurt | ITA | 18 | - | 18 - 182 |
| 23 | 50124 | SCHIFFERER Andreas | AUT | 16 | - | 16 - 184 |
| 24 | 560332 | JERMAN Andrej | SLO | - | 15 | 15 - 185 |
| 25 | 420681 | SIVERTSEN Kenneth | NOR | 14 | - | 14 - 186 |
| 26 | 190930 | DENERIAZ Antoine | FRA | 11 | - | 11 - 189 |
| 26 | 291116 | FATTORI Alessandro | ITA | 11 | - | 11 - 189 |
| 26 | 420830 | GROENVOLD Audun | NOR | - | 11 | 11 - 189 |
| 29 | 290117 | CATTANEO Luca | ITA | - | 9 | 9 - 191 |
| 30 | 40170 | BEAR Aj | AUS | - | 8 | 8 - 192 |
| 30 | 530137 | FIALA Jakub | USA | - | 8 | 8 - 192 |
| 32 | 510747 | GRUENENFELDER Tobias | SUI | 1 | 6 | 7 - 193 |
| 33 | 291389 | FISCHNALLER Roland | ITA | 6 | - | 6 - 194 |
| 34 | 190097 | BURTIN Nicolas | FRA | - | 5 | 5 - 195 |



FIS SKI WORLD CUP

FIS SKI WORLD CUP AFTER 2nd MEN'S DOWNHILL DOWNHILL FIS WORLD CUP STANDINGS

30 NOV 2002 Lake Louise (CAN)
7 DEC 2002 Vail - Beaver Creek (USA)

Number of Competitors: 41

| Rank | FIS Code | Name | Nation | 1 | 2 | WC-DH Diff. |
|------|----------|------------------------|--------|---|---|-------------|
| 35 | 191115 | CRETIER Claude | FRA | 4 | - | 4 - 196 |
| 35 | 50360 | KNAUSS Hans | AUT | - | 4 | 4 - 196 |
| 37 | 560302 | SPAROVEC Gregor | SLO | - | 3 | 3 - 197 |
| 37 | 510344 | ZUEGER Daniel | SUI | 3 | - | 3 - 197 |
| 39 | 191116 | DALCIN Pierre-Emmanuel | FRA | - | 2 | 2 - 198 |
| 39 | 500139 | NYBERG Fredrik | SWE | 2 | - | 2 - 198 |
| 41 | 292455 | FILL Peter | ITA | - | 1 | 1 - 199 |

LEGEND

WC-DH World Cup points for Downhill Diff. Points Difference

07-12-2002 / Vail - Beaver Creek (USA) / 0429

Page 2/2


www.fis-ski.com

Generation Date: SAT 7 DEC 2002

Time: 12:54 Swatch Internet Time: @871

Document: 25 1.0

swatch[®] 



FIS SKI WORLD CUP

FIS SKI WORLD CUP AFTER 2nd MEN'S DOWNHILL OVERALL FIS WORLD CUP STANDINGS

Number of Competitors: 93

| Rank | FIS Code | Name | Nation | Points | DH | SL | GS | SG | K |
|------|----------|-----------------------|--------|--------|---------|---------|---------|---------|---|
| | | | | | 2 races | 1 race | 2 races | 1 race | |
| 1 | 50024 | EBERHARTER Stephan | AUT | 432 | 200 (1) | – | 132 (2) | 100 (1) | – |
| 2 | 420382 | AAMODT Kjetil Andre | NOR | 208 | 96 (4) | 12 (19) | 50 (10) | 50 (4) | – |
| 3 | 510030 | CUCHE Didier | SUI | 182 | 54 (8) | – | 68 (7) | 60 (3) | – |
| 4 | 510318 | VON GRUENIGEN Michael | SUI | 160 | – | – | 160 (1) | – | – |
| 5 | 50149 | STROBL Josef | AUT | 150 | 50 (10) | – | 20 (21) | 80 (2) | – |
| 6 | 532431 | MILLER Bode | USA | 149 | 68 (6) | – | 45 (11) | 36 (7) | – |
| 7 | 50221 | TRINKL Hannes | AUT | 130 | 106 (3) | – | – | 24 (11) | – |
| 8 | 510727 | DEFAGO Didier | SUI | 122 | 53 (9) | – | 53 (9) | 16 (15) | – |
| 9 | 50182 | STROBL Fritz | AUT | 121 | 95 (5) | – | – | 26 (10) | – |
| 10 | 50625 | RAICH Benjamin | AUT | 120 | – | 60 (3) | 60 (8) | – | – |
| 10 | 50041 | WALCHHOFER Michael | AUT | 120 | 120 (2) | – | – | – | – |
| 12 | 50547 | SCHOENFELDER Rainer | AUT | 115 | – | 100 (1) | 15 (26) | – | – |
| 13 | 190236 | COVILI Frederic | FRA | 109 | – | – | 109 (3) | – | – |
| 14 | 50126 | MAYER Christian | AUT | 90 | – | – | 90 (4) | – | – |
| 14 | 50124 | SCHIFFERER Andreas | AUT | 90 | 16 (23) | – | 29 (18) | 45 (5) | – |
| 16 | 292000 | BLARDONE Massimiliano | ITA | 86 | – | – | 86 (5) | – | – |
| 17 | 350032 | BUECHEL Marco | LIE | 85 | 33 (16) | – | 12 (30) | 40 (6) | – |
| 18 | 500139 | NYBERG Fredrik | SWE | 82 | 2 (39) | – | 80 (6) | – | – |
| 19 | 190915 | BOURGAT Pierrick | FRA | 80 | – | 80 (2) | – | – | – |
| 20 | 531040 | RAHLVES Daron | USA | 67 | 67 (7) | – | – | – | – |
| 21 | 510035 | CAVEGN Franco | SUI | 61 | 29 (19) | – | – | 32 (8) | – |
| 22 | 50271 | SCHILCHEGGER Heinz | AUT | 59 | – | 26 (10) | 33 (15) | – | – |
| 23 | 533131 | SULLIVAN Marco | USA | 58 | 40 (14) | – | – | 18 (14) | – |
| 24 | 510767 | HOFFMANN Ambrosi | SUI | 56 | 41 (13) | – | – | 15 (16) | – |
| 25 | 50043 | FRANZ Werner | AUT | 50 | 39 (15) | – | – | 11 (20) | – |
| 25 | 50624 | PRANGER Manfred | AUT | 50 | – | 50 (4) | – | – | – |
| 27 | 530703 | SCHLOPY Erik | USA | 49 | – | 4 (27) | 45 (11) | – | – |
| 28 | 100115 | GRANDI Thomas | CAN | 46 | – | 16 (15) | 30 (17) | – | – |
| 29 | 420148 | KARLSEN Truls Ove | NOR | 45 | – | 45 (5) | – | – | – |
| 29 | 191139 | VIDAL Jean-Pierre | FRA | 45 | – | 40 (6) | 5 (36) | – | – |
| 31 | 50753 | KROELL Klaus | AUT | 44 | 44 (11) | – | – | – | – |
| 31 | 50310 | RZEHAK Peter | AUT | 44 | 44 (11) | – | – | – | – |
| 33 | 50360 | KNAUSS Hans | AUT | 41 | 4 (35) | – | 37 (13) | – | – |
| 34 | 50451 | GRUBER Christoph | AUT | 40 | – | – | 35 (14) | 5 (26) | – |
| 34 | 510747 | GRUENENFELDER Tobias | SUI | 40 | 7 (32) | – | 20 (21) | 13 (18) | – |
| 34 | 50688 | MARINAC Martin | AUT | 40 | – | 22 (12) | 18 (24) | – | – |

07-12-2002 / Vail - Beaver Creek (USA) / 0429

Page 1/3


www.fis-ski.com

Generation Date: SAT 7 DEC 2002

Time: 12:54 Swatch Internet Time: @871

Document: 25 1.0

swatch® 




FIS SKI WORLD CUP

FIS SKI WORLD CUP AFTER 2nd MEN'S DOWNHILL OVERALL FIS WORLD CUP STANDINGS

Number of Competitors: 93

| Rank | FIS Code | Name | Nation | Points | DH 2 races | SL 1 race | GS 2 races | SG 1 race | K |
|------|----------|--------------------------|--------|--------|---------------|--------------|---------------|--------------|---|
| 37 | 531557 | KNIGHT Chip | USA | 36 | – | 36 (7) | – | – | – |
| 38 | 291116 | FATTORI Alessandro | ITA | 33 | 11 (26) | – | – | 22 (12) | – |
| 38 | 420470 | KJUS Lasse | NOR | 33 | – | – | 13 (29) | 20 (13) | – |
| 40 | 50004 | ALBRECHT Kilian | AUT | 32 | – | 32 (8) | – | – | – |
| 40 | 291421 | RIEDER Arnold | ITA | 32 | – | – | 32 (16) | – | – |
| 42 | 191116 | DALCIN Pierre-Emmanuel | FRA | 31 | 2 (39) | – | – | 29 (9) | – |
| 43 | 50695 | BUDER Andreas | AUT | 30 | 30 (17) | – | – | – | – |
| 43 | 190945 | FOURNIER-BIDOZ Sebastien | FRA | 30 | 30 (17) | – | – | – | – |
| 43 | 510478 | KERNEN Bruno | SUI | 30 | 20 (21) | – | – | 10 (21) | – |
| 46 | 560371 | DRAGSIC Mitja | SLO | 29 | – | 29 (9) | – | – | – |
| 47 | 560050 | PAVLOVIC Uros | SLO | 28 | – | – | 28 (19) | – | – |
| 48 | 50831 | GRAGGABER Thomas | AUT | 24 | 24 (20) | – | – | – | – |
| 48 | 560230 | GRUBELNIK Drago | SLO | 24 | – | 24 (11) | – | – | – |
| 50 | 380260 | KOSTELIC Ivica | CRO | 23 | – | 18 (14) | 5 (36) | – | – |
| 50 | 420681 | SIVERTSEN Kenneth | NOR | 23 | 14 (25) | – | – | 9 (22) | – |
| 52 | 190707 | MILLET Vincent | FRA | 22 | – | – | 22 (20) | – | – |
| 52 | 420911 | SOLBAKKEN Bjarne | NOR | 22 | – | – | 14 (27) | 8 (23) | – |
| 54 | 190677 | CHENAL Joel | FRA | 20 | – | – | 20 (21) | – | – |
| 54 | 510890 | ZURBRIGGEN Silvan | SUI | 20 | – | 20 (13) | – | – | – |
| 56 | 291641 | SULZENBACHER Kurt | ITA | 18 | 18 (22) | – | – | – | – |
| 57 | 292120 | SIMONCELLI Davide | ITA | 16 | – | – | 16 (25) | – | – |
| 58 | 292056 | GUFLER Michael | ITA | 15 | – | – | – | 15 (16) | – |
| 58 | 560332 | JERMAN Andrej | SLO | 15 | 15 (24) | – | – | – | – |
| 58 | 500656 | LARSSON Markus | SWE | 15 | – | 15 (16) | – | – | – |
| 61 | 560089 | MLEKUZ Rene | SLO | 14 | – | 14 (17) | – | – | – |
| 61 | 291768 | ROBERTO Alessandro | ITA | 14 | – | – | 14 (27) | – | – |
| 63 | 191415 | BOTTOLIER-LASQUIN Marc | FRA | 13 | – | – | – | 13 (18) | – |
| 63 | 290478 | ROCCA Giorgio | ITA | 13 | – | 13 (18) | – | – | – |
| 65 | 190930 | DENERIAZ Antoine | FRA | 11 | 11 (26) | – | – | – | – |
| 65 | 420830 | GROENVOLD Audun | NOR | 11 | 11 (26) | – | – | – | – |
| 65 | 180251 | PALANDER Kalle | FIN | 11 | – | 11 (20) | – | – | – |
| 68 | 291389 | FISCHNALLER Roland | ITA | 10 | 6 (33) | – | – | 4 (27) | – |
| 68 | 532497 | ROTHROCK Tom | USA | 10 | – | 10 (21) | – | – | – |
| 68 | 292250 | SCHIEPPATI Alberto | ITA | 10 | – | – | 10 (31) | – | – |
| 68 | 50473 | SEER Florian | AUT | 10 | – | 10 (21) | – | – | – |
| 72 | 290117 | CATTANEO Luca | ITA | 9 | 9 (29) | – | – | – | – |



FIS SKI WORLD CUP

FIS SKI WORLD CUP AFTER 2nd MEN'S DOWNHILL OVERALL FIS WORLD CUP STANDINGS

Number of Competitors: 93

| Rank | FIS Code | Name | Nation | Points | DH 2 races | SL 1 race | GS 2 races | SG 1 race | K |
|------|----------|---------------------------|--------|--------|---------------|--------------|---------------|--------------|---|
| 72 | 532188 | SPENCER Dane | USA | 9 | – | – | 9 (32) | – | – |
| 74 | 40170 | BEAR Aj | AUS | 8 | 8 (30) | – | – | – | – |
| 74 | 530137 | FIALA Jakub | USA | 8 | 8 (30) | – | – | – | – |
| 74 | 420556 | STRAND NILSEN Harald Chr. | NOR | 8 | – | 8 (23) | – | – | – |
| 77 | 50600 | GOERGL Stephan | AUT | 7 | – | – | – | 7 (24) | – |
| 77 | 101895 | ROY Jean-Philippe | CAN | 7 | – | – | 7 (33) | – | – |
| 77 | 420328 | STIANSEN Tom | NOR | 7 | – | 7 (24) | – | – | – |
| 80 | 290705 | HOLZER Patrick | ITA | 6 | – | – | 6 (34) | – | – |
| 80 | 510577 | IMBODEN Urs | SUI | 6 | – | 6 (25) | – | – | – |
| 80 | 560302 | SPAROVEC Gregor | SLO | 6 | 3 (37) | – | – | 3 (28) | – |
| 80 | 290998 | STAUDACHER Patrick | ITA | 6 | – | – | – | 6 (25) | – |
| 80 | 180212 | UOTILA Sami | FIN | 6 | – | – | 6 (34) | – | – |
| 85 | 190012 | AMIEZ Sebastien | FRA | 5 | – | 5 (26) | – | – | – |
| 85 | 190097 | BURTIN Nicolas | FRA | 5 | 5 (34) | – | – | – | – |
| 87 | 191115 | CRETIER Claude | FRA | 4 | 4 (35) | – | – | – | – |
| 87 | 290693 | PLONER Alexander | ITA | 4 | – | – | 4 (38) | – | – |
| 87 | 532028 | VONN Thomas | USA | 4 | – | – | 4 (38) | – | – |
| 90 | 510638 | CASANOVA Marco | SUI | 3 | – | 3 (28) | – | – | – |
| 90 | 510344 | ZUEGER Daniel | SUI | 3 | 3 (37) | – | – | – | – |
| 92 | 292455 | FILL Peter | ITA | 2 | 1 (41) | – | – | 1 (30) | – |
| 92 | 420696 | PAULSEN Lasse | NOR | 2 | – | – | – | 2 (29) | – |

LEGEND

GS Giant Slalom points **SG** Super-G points **DH** Downhill points **Points** Overall points **SL** Slalom points
K Combined points

07-12-2002 / Vail - Beaver Creek (USA) / 0429

Page 3/3


www.fis-ski.com

Generation Date: SAT 7 DEC 2002

Time: 12:54 Swatch Internet Time: @871

Document: 25 1.0

swatch 




FIS SKI WORLD CUP

FIS SKI WORLD CUP AFTER 2nd MEN'S DOWNHILL MEN FIS NATION CUP

Number of Nations: 13

| Place | Nation | Points | Diff. | DH | SL | GS | SG | K |
|-------|-------------------------------------|-------------|--------|-----|-----|-----|-----|---|
| 1 | AUT Austria | 1839 | | 772 | 300 | 469 | 298 | - |
| 2 | SUI Switzerland | 683 | - 1156 | 207 | 29 | 301 | 146 | - |
| 3 | USA United States of America | 390 | - 1449 | 183 | 50 | 103 | 54 | - |
| 4 | FRA France | 375 | - 1464 | 52 | 125 | 156 | 42 | - |
| 5 | NOR Norway | 359 | - 1480 | 121 | 72 | 77 | 89 | - |
| 6 | ITA Italy | 274 | - 1565 | 45 | 13 | 168 | 48 | - |
| 7 | SLO Slovenia | 116 | - 1723 | 18 | 67 | 28 | 3 | - |
| 8 | SWE Sweden | 97 | - 1742 | 2 | 15 | 80 | - | - |
| 9 | LIE Liechtenstein | 85 | - 1754 | 33 | - | 12 | 40 | - |
| 10 | CAN Canada | 53 | - 1786 | - | 16 | 37 | - | - |
| 11 | CRO Croatia | 23 | - 1816 | - | 18 | 5 | - | - |
| 12 | FIN Finland | 17 | - 1822 | - | 11 | 6 | - | - |
| 13 | AUS Australia | 8 | - 1831 | 8 | - | - | - | - |



FIS SKI WORLD CUP

FIS SKI WORLD CUP AFTER 2nd MEN'S DOWNHILL FIS OVERALL NATION CUP

Number of Nations: 18

| Place | Nation | Overall | | | DH Points | | | SL Points | | | GS Points | | | SG Points | | | K Points | | |
|-------|--------|---------|------|-----|-----------|-----|-----|-----------|-----|-----|-----------|-----|-----|-----------|-----|-----|----------|---|---|
| | | M+W | M | W | M+W | M | W | M+W | M | W | M+W | M | W | M+W | M | W | M+W | M | W |
| 1 | AUT | 2825 | 1839 | 986 | 1062 | 772 | 290 | 591 | 300 | 291 | 784 | 469 | 315 | 388 | 298 | 90 | - | - | - |
| 2 | SUI | 1281 | 683 | 598 | 455 | 207 | 248 | 162 | 29 | 133 | 439 | 301 | 138 | 225 | 146 | 79 | - | - | - |
| 3 | FRA | 892 | 375 | 517 | 306 | 52 | 254 | 305 | 125 | 180 | 205 | 156 | 49 | 76 | 42 | 34 | - | - | - |
| 4 | USA | 870 | 390 | 480 | 428 | 183 | 245 | 109 | 50 | 59 | 158 | 103 | 55 | 175 | 54 | 121 | - | - | - |
| 5 | ITA | 614 | 274 | 340 | 94 | 45 | 49 | 94 | 13 | 81 | 247 | 168 | 79 | 179 | 48 | 131 | - | - | - |
| 6 | NOR | 550 | 359 | 191 | 121 | 121 | - | 113 | 72 | 41 | 227 | 77 | 150 | 89 | 89 | - | - | - | - |
| 7 | GER | 546 | - | 546 | 239 | - | 239 | 127 | - | 127 | 38 | - | 38 | 142 | - | 142 | - | - | - |
| 8 | SWE | 464 | 97 | 367 | 2 | 2 | - | 202 | 15 | 187 | 252 | 80 | 172 | 8 | - | 8 | - | - | - |
| 9 | CRO | 443 | 23 | 420 | 42 | - | 42 | 224 | 18 | 206 | 97 | 5 | 92 | 80 | - | 80 | - | - | - |
| 10 | SLO | 379 | 116 | 263 | 74 | 18 | 56 | 118 | 67 | 51 | 162 | 28 | 134 | 25 | 3 | 22 | - | - | - |
| 11 | LIE | 185 | 85 | 100 | 33 | 33 | - | - | - | - | 112 | 12 | 100 | 40 | 40 | - | - | - | - |
| 12 | CAN | 169 | 53 | 116 | 18 | - | 18 | 23 | 16 | 7 | 115 | 37 | 78 | 13 | - | 13 | - | - | - |
| 13 | FIN | 84 | 17 | 67 | - | - | - | 49 | 11 | 38 | 35 | 6 | 29 | - | - | - | - | - | - |
| 14 | ESP | 73 | - | 73 | - | - | - | 7 | - | 7 | 66 | - | 66 | - | - | - | - | - | - |
| 15 | NZL | 20 | - | 20 | - | - | - | 20 | - | 20 | - | - | - | - | - | - | - | - | - |
| 16 | GBR | 9 | - | 9 | - | - | - | 9 | - | 9 | - | - | - | - | - | - | - | - | - |
| 17 | AUS | 8 | 8 | - | 8 | 8 | - | - | - | - | - | - | - | - | - | - | - | - | - |
| 18 | RUS | 2 | - | 2 | - | - | - | - | - | - | 2 | - | 2 | - | - | - | - | - | - |

