



FIS SKI WORLD CUP
2nd MEN'S SUPER-G
LIST OF COMPETITORS BY FIS POINTS



Number of Competitors: 61

FIS Code	Name	Nation	FIS Points
50024	EBERHARTER Stephan	AUT	0.00
510030	CUCHE Didier	SUI	1.44
50182	STROBL Fritz	AUT	2.02
420382	AAMODT Kjetil Andre	NOR	2.79
50124	SCHIFFERER Andreas	AUT	3.21
510727	DEFAGO Didier	SUI	3.58
50043	FRANZ Werner	AUT	3.73
50451	GRUBER Christoph	AUT	3.73
50149	STROBL Josef	AUT	4.35
420470	KJUS Lasse	NOR	4.35
500139	NYBERG Fredrik	SWE	4.56
50360	KNAUSS Hans	AUT	4.58
531040	RAHLVES Daron	USA	4.65
191116	DALCIN Pierre-Emmanuel	FRA	5.23
510747	GRUENENFELDER Tobias	SUI	5.25
500150	JAERBYN Patrik	SWE	5.29
420911	SOLBAKKEN Bjarne	NOR	5.36
350032	BUECHEL Marco	LIE	5.48
510767	HOFFMANN Ambrosi	SUI	5.56
50221	TRINKL Hannes	AUT	5.93
532028	VONN Thomas	USA	5.93
190945	FOURNIER-BIDOZ Sebastien	FRA	5.99
200249	STANKALLA Stefan	GER	6.00
420696	PAULSEN Lasse	NOR	6.00
420830	GROENVOLD Audun	NOR	6.00
290998	STAUDACHER Patrick	ITA	9.49
191115	CRETIER Claude	FRA	9.89
191415	BOTTOLLIER-LASQUIN Marc	FRA	11.33
291641	SULZENBACHER Kurt	ITA	11.42
190314	SAIONI Christophe	FRA	11.55
510051	GRUENENFELDER Juerg	SUI	11.55
191667	RECH Freddy	FRA	13.72
291389	FISCHNALLER Roland	ITA	15.66
292056	GUFLER Michael	ITA	16.08
290117	CATTANEO Luca	ITA	16.16
510035	CAVEGN Franco	SUI	16.65



FIS SKI WORLD CUP
2nd MEN'S SUPER-G
LIST OF COMPETITORS BY FIS POINTS



Number of Competitors: 61

FIS Code	Name	Nation	FIS Points
560302	SPAROVEC Gregor	SLO	17.07
510478	KERNEN Bruno	SUI	17.37
560419	SKERBINEK Primoz	SLO	17.38
560151	KOBLAR Jernej	SLO	18.22
533131	SULLIVAN Marco	USA	18.47
560332	JERMAN Andrej	SLO	19.25
200705	RAUFFER Max	GER	19.61
532431	MILLER Bode	USA	20.06
420681	SIVERTSEN Kenneth	NOR	20.42
292455	FILL Peter	ITA	21.64
510207	HARI Konrad	SUI	21.70
291990	BERBENNI Matteo	ITA	24.12
291210	GROS Giorgio	ITA	24.22
101850	HUME Jeff	CAN	24.50
530703	SCHLOPY Erik	USA	24.87
102263	GUAY Erik	CAN	25.08
191591	BERTRAND Yannick	FRA	26.95
560187	PEN Peter	SLO	26.97
220228	MICKEL Finlay	GBR	28.27
101375	LAVOIE Vincent	CAN	30.73
530137	FIALA Jakub	USA	31.73
510344	ZUEGER Daniel	SUI	34.83
50041	WALCHHOFER Michael	AUT	48.66
40170	BEAR Aj	AUS	50.05
40171	BRANCH Craig	AUS	62.10



FIS SKI WORLD CUP
2nd MEN'S SUPER-G
ALPHABETICAL LIST OF COMPETITORS



Number of Competitors: 61

Nation	FIS Code	Name	FIS Points (October 2002 List)			
			DH	SL	GS	SG
AUS	40170	BEAR Aj	31.19 (114)	92.87 (1848)	30.54 (250)	50.05 (273)
	40171	BRANCH Craig	46.86 (194)	44.00 (494)	40.01 (427)	62.10 (405)
AUT	50024	EBERHARTER Stephan	0.00 (1)	154.32 (3626)	0.00 (1)	0.00 (1)
	50043	FRANZ Werner	4.74 (14)	–	19.08 (94)	3.73 (9)
	50451	GRUBER Christoph	5.91 (26)	85.11 (1618)	3.40 (10)	3.73 (9)
	50360	KNAUSS Hans	5.99 (30)	–	4.79 (17)	4.58 (14)
	50124	SCHIFFERER Andreas	10.48 (37)	147.83 (3468)	5.04 (19)	3.21 (7)
	50182	STROBL Fritz	1.87 (2)	–	22.46 (115)	2.02 (3)
	50149	STROBL Josef	4.74 (14)	205.55 (4592)	5.57 (26)	4.35 (11)
	50221	TRINKL Hannes	3.90 (8)	–	30.92 (258)	5.93 (28)
50041	WALCHHOFFER Michael	4.31 (11)	18.36 (102)	30.25 (245)	48.66 (256)	
CAN	102263	GUAY Erik	21.67 (73)	28.58 (219)	23.56 (129)	25.08 (86)
	101850	HUME Jeff	27.11 (97)	78.46 (1407)	28.86 (214)	24.50 (84)
	101375	LAVOIE Vincent	39.15 (147)	27.24 (200)	27.95 (193)	30.73 (117)
FRA	191591	BERTRAND Yannick	24.29 (87)	82.55 (1536)	33.03 (293)	26.95 (92)
	191415	BOTTOLLIER-LASQUIN Marc	19.79 (60)	48.16 (573)	58.71 (884)	11.33 (37)
	191115	CRETIER Claude	4.93 (19)	130.72 (3017)	39.04 (414)	9.89 (36)
	191116	DALCIN Pierre-Emmanuel	5.53 (22)	70.00 (1173)	28.86 (214)	5.23 (17)
	190945	FOURNIER-BIDOZ Sebastien	5.95 (28)	84.71 (1606)	24.44 (140)	5.99 (30)
	191667	RECH Freddy	44.75 (181)	136.52 (3177)	12.45 (53)	13.72 (42)
190314	SAIONI Christophe	27.73 (102)	117.46 (2616)	12.62 (54)	11.55 (39)	
GBR	220228	MICKEL Finlay	20.18 (64)	51.26 (649)	38.35 (401)	28.27 (99)
GER	200705	RAUFFER Max	15.16 (45)	–	42.67 (487)	19.61 (59)
	200249	STANKALLA Stefan	19.79 (60)	79.89 (1465)	31.59 (268)	6.00 (31)
ITA	291990	BERBENNI Matteo	15.53 (47)	62.00 (944)	46.54 (561)	24.12 (81)
	290117	CATTANEO Luca	5.98 (29)	237.70 (4912)	53.21 (740)	16.16 (45)
	292455	FILL Peter	21.19 (69)	28.58 (219)	17.75 (88)	21.64 (69)
	291389	FISCHNALLER Roland	5.89 (25)	104.40 (2199)	36.54 (360)	15.66 (43)
	291210	GROS Giorgio	23.10 (79)	61.58 (931)	57.21 (843)	24.22 (82)
	292056	GUFLER Michael	33.80 (122)	49.24 (599)	11.34 (50)	16.08 (44)



FIS SKI WORLD CUP
2nd MEN'S SUPER-G
ALPHABETICAL LIST OF COMPETITORS



Number of Competitors: 61

Nation	FIS Code	Name	FIS Points (October 2002 List)			
			DH	SL	GS	SG
ITA	290998	STAUDACHER Patrick	7.96 (33)	54.97 (737)	49.09 (625)	9.49 (35)
	291641	SULZENBACHER Kurt	4.12 (9)	100.62 (2078)	73.25 (1364)	11.42 (38)
LIE	350032	BUECHEL Marco	47.89 (207)	65.51 (1052)	10.58 (46)	5.48 (23)
NOR	420382	AAMODT Kjetil Andre	3.62 (3)	3.73 (9)	4.56 (16)	2.79 (4)
	420830	GROENVOLD Audun	19.42 (58)	251.61 (4988)	24.34 (137)	6.00 (31)
	420470	KJUS Lasse	4.31 (11)	5.61 (21)	5.11 (20)	4.35 (11)
	420696	PAULSEN Lasse	26.29 (96)	74.66 (1291)	18.22 (89)	6.00 (31)
	420681	SIVERTSEN Kenneth	5.93 (27)	180.32 (4180)	14.35 (65)	20.42 (63)
420911	SOLBAKKEN Bjarne	19.86 (62)	54.44 (722)	5.25 (23)	5.36 (20)	
SLO	560332	JERMAN Andrej	27.32 (99)	29.99 (240)	24.66 (144)	19.25 (57)
	560151	KOBLAR Jernej	29.95 (109)	23.30 (145)	5.98 (29)	18.22 (52)
	560187	PEN Peter	16.92 (52)	63.81 (997)	80.12 (1614)	26.97 (93)
	560419	SKERBINEK Primoz	23.93 (85)	43.40 (477)	41.19 (455)	17.38 (50)
	560302	SPAROVEC Gregor	16.01 (49)	85.67 (1633)	30.83 (256)	17.07 (48)
SUI	510035	CAVEGN Franco	3.66 (4)	–	105.61 (2436)	16.65 (47)
	510030	CUCHE Didier	4.75 (17)	196.77 (4479)	0.94 (4)	1.44 (2)
	510727	DEFAGO Didier	15.24 (46)	26.63 (186)	4.48 (15)	3.58 (8)
	510051	GRUENENFELDER Juerg	13.00 (39)	105.56 (2240)	27.28 (177)	11.55 (39)
	510747	GRUENENFELDER Tobias	21.27 (71)	89.76 (1748)	5.73 (27)	5.25 (18)
	510207	HARI Konrad	22.70 (77)	110.75 (2381)	23.59 (130)	21.70 (70)
	510767	HOFFMANN Ambrosi	4.24 (10)	79.42 (1443)	16.90 (80)	5.56 (24)
	510478	KERNEN Bruno	4.88 (18)	37.24 (360)	45.83 (548)	17.37 (49)
	510344	ZUEGER Daniel	13.91 (43)	165.06 (3866)	36.80 (366)	34.83 (145)
SWE	500150	JAERBYN Patrik	9.84 (36)	59.66 (874)	21.86 (110)	5.29 (19)
	500139	NYBERG Fredrik	17.67 (54)	42.56 (458)	1.20 (5)	4.56 (13)
USA	530137	FIALA Jakub	24.28 (86)	97.26 (1982)	23.43 (128)	31.73 (128)
	532431	MILLER Bode	28.26 (103)	0.56 (2)	1.63 (6)	20.06 (61)
	531040	RAHLVES Daron	5.68 (23)	166.80 (3899)	16.10 (75)	4.65 (15)
	530703	SCHLOPY Erik	95.72 (569)	5.86 (26)	10.29 (45)	24.87 (85)
	533131	SULLIVAN Marco	13.19 (42)	37.59 (364)	25.58 (155)	18.47 (53)
	532028	VONN Thomas	46.95 (197)	53.95 (709)	6.00 (31)	5.93 (28)

LEGEND
DH Downhill SL Slalom GS Giant Slalom SG Super-G

08-12-2002 / Vail - Beaver Creek (USA) / 0430

Page 2/2

Data Processing by SWATCH

www.fis-ski.com

SWATCH Timing

Generation Date: SAT 7 DEC 2002

Time: 17:21 Swatch Internet Time: @ 56

Document: 32A 1.0



FIS SKI WORLD CUP
2nd MEN'S SUPER-G
START LIST

**Jury**

TD FIS	T. SAVAGE	CAN
Referee	G. HUJARA	FIS
Assistant Referee	H. SCHMALZL	FIS
Chief of Race	J. ROBERTS	USA

Technical Data

Course Name	Birds of Prey/Golden Eagle
Start Altitude	3337 m
Finish Altitude	2726 m
Vertical Drop	611 m
Course Length	1950 m
Homologation Number	6833/10/02

Race Information

Course Setter	M. ARNESEN	NOR
Number of Gates	40	
Turning Gates	35	
Start Time	11:00	

Forerunners	A - K. FRANCIS	USA	E - E. WEISS	USA
	B - B. FISCHER	USA	F - J. TRANSUE	USA
	C - T. SVENSRUD	USA	G - J. HARRISON	USA
	D - D. SPENCER	USA	H - A. HORTON	USA

Number of Competitors: 61

Bib	FIS Code	Name	Year of Birth	Nation	Time	Ski
1	560151	KOBLAR Jernej	1971	SLO	_____	HE
2	510478	KERNEN Bruno	1972	SUI	_____	RO
3	200705	RAUFFER Max	1972	GER	_____	AT
4	420696	PAULSEN Lasse	1974	NOR	_____	AT
5	190945	FOURNIER-BIDOZ Sebastien	1976	FRA	_____	RO
6	532028	VONN Thomas	1975	USA	_____	FI
7	191415	BOTTOLLIER-LASQUIN Marc	1979	FRA	_____	SA
8	420681	SIVERTSEN Kenneth	1973	NOR	_____	RO
9	510035	CAVEGN Franco	1971	SUI	_____	HE
10	510767	HOFFMANN Ambrosi	1977	SUI	_____	ST
11	500150	JAERBYN Patrik	1969	SWE	_____	SA
12	420911	SOLBAKKEN Bjarne	1977	NOR	_____	AT
13	510747	GRUENENFELDER Tobias	1977	SUI	_____	SA
14	532431	MILLER Bode	1977	USA	_____	RO
15	50221	TRINKL Hannes	1968	AUT	_____	HE
16	350032	BUECHEL Marco	1971	LIE	_____	HE
17	191116	DALCIN Pierre-Emmanuel	1977	FRA	_____	SA
18	531040	RAHLVES Daron	1973	USA	_____	AT
19	50360	KNAUSS Hans	1971	AUT	_____	AT
20	500139	NYBERG Fredrik	1969	SWE	_____	SA



FIS SKI WORLD CUP
2nd MEN'S SUPER-G
START LIST



Number of Competitors: 61

Bib	FIS Code	Name	Year of Birth	Nation	Time	Ski
21	420470	KJUS Lasse	1971	NOR	_____	DY
22	50451	GRUBER Christoph	1976	AUT	_____	AT
23	50043	FRANZ Werner	1972	AUT	_____	HE
24	510727	DEFAGO Didier	1977	SUI	_____	AT
25	50149	STROBL Josef	1974	AUT	_____	AT
26	50124	SCHIFFERER Andreas	1974	AUT	_____	AT
27	420382	AAMODT Kjetil Andre	1971	NOR	_____	NO
28	50182	STROBL Fritz	1972	AUT	_____	SA
29	510030	CUCHE Didier	1974	SUI	_____	AT
30	50024	EBERHARTER Stephan	1969	AUT	_____	AT
31	50041	WALCHHOFER Michael	1975	AUT	_____	AT
32	200249	STANKALLA Stefan	1975	GER	_____	HE
33	420830	GROENVOLD Audun	1976	NOR	_____	RO
34	290998	STAUDACHER Patrick	1980	ITA	_____	HE
35	191115	CRETIER Claude	1977	FRA	_____	SA
36	291641	SULZENBACHER Kurt	1976	ITA	_____	RO
37	190314	SAIONI Christophe	1969	FRA	_____	SA
38	510051	GRUENENFELDER Juerg	1974	SUI	_____	HE
39	191667	RECH Freddy	1980	FRA	_____	SA
40	291389	FISCHNALLER Roland	1975	ITA	_____	AT
41	292056	GUFLER Michael	1979	ITA	_____	AT
42	290117	CATTANEO Luca	1972	ITA	_____	HE
43	560302	SPAROVEC Gregor	1977	SLO	_____	HE
44	560419	SKERBINEK Primoz	1980	SLO	_____	HE
45	533131	SULLIVAN Marco	1980	USA	_____	SA
46	560332	JERMAN Andrej	1978	SLO	_____	RO
47	292455	FILL Peter	1982	ITA	_____	DY
48	510207	HARI Konrad	1978	SUI	_____	SA
49	291990	BERBENNI Matteo	1979	ITA	_____	DY
50	291210	GROS Giorgio	1981	ITA	_____	RO
51	101850	HUME Jeff	1979	CAN	_____	SA
52	530703	SCHLOPY Erik	1972	USA	_____	DY
53	102263	GUAY Erik	1981	CAN	_____	AT
54	191591	BERTRAND Yannick	1980	FRA	_____	DY
55	560187	PEN Peter	1973	SLO	_____	RO
56	220228	MICKEL Finlay	1977	GBR	_____	AT
57	101375	LAVOIE Vincent	1977	CAN	_____	AT
58	530137	FIALA Jakub	1975	USA	_____	AT
59	510344	ZUEGER Daniel	1979	SUI	_____	ST
60	40170	BEAR Aj	1977	AUS	_____	AT
61	40171	BRANCH Craig	1977	AUS	_____	HE



FIS SKI WORLD CUP
2nd MEN'S SUPER-G
OFFICIAL RESULTS

**Jury**

TD FIS	T. SAVAGE	CAN
Referee	G. HUJARA	FIS
Assistant Referee	H. SCHMALZL	FIS
Chief of Race	J. ROBERTS	USA

Technical Data

Course Name	Birds of Prey/Golden Eagle
Start Altitude	3337 m
Finish Altitude	2726 m
Vertical Drop	611 m
Course Length	1950 m
Homologation Number	6833/10/02

Race Information

Course Setter	M. ARNESEN	NOR
Number of Gates	40	
Turning Gates	35	
Start Time	11:00	

Forerunners	A - K. FRANCIS	USA	E - E. WEISS	USA
	B - B. FISCHER	USA	F - J. TRANSUE	USA
	C - T. SVENSRUD	USA	G - J. HARRISON	USA
	D - D. SPENCER	USA	H - A. HORTON	USA

Weather: Partly Cloudy **Snow:** Hard **Temperature – Start:** -11 °C **Finish:** -13 °C **F-factor:** 980

Number of Competitors: 61

Rank	Bib	FIS Code	Name	Nation	Time	Diff.	Race Points	Ski
1	29	510030	CUCHE Didier	SUI	1:18.83		0.00	AT
2	16	350032	BUECHEL Marco	LIE	1:18.91	0.08	0.99	HE
3	15	50221	TRINKL Hannes	AUT	1:18.93	0.10	1.24	HE
4	24	510727	DEFAGO Didier	SUI	1:19.02	0.19	2.36	AT
5	10	510767	HOFFMANN Ambrosi	SUI	1:19.11	0.28	3.48	ST
6	14	532431	MILLER Bode	USA	1:19.12	0.29	3.61	RO
7	27	420382	AAMODT Kjetil Andre	NOR	1:19.31	0.48	5.97	NO
8	12	420911	SOLBAKKEN Bjarne	NOR	1:19.52	0.69	8.58	AT
9	19	50360	KNAUSS Hans	AUT	1:19.54	0.71	8.83	AT
10	13	510747	GRUENENFELDER Tobias	SUI	1:19.65	0.82	10.19	SA
11	20	500139	NYBERG Fredrik	SWE	1:19.81	0.98	12.18	SA
12	26	50124	SCHIFFERER Andreas	AUT	1:19.93	1.10	13.67	AT
13	6	532028	VONN Thomas	USA	1:19.98	1.15	14.30	FI
14	9	510035	CAVEGN Franco	SUI	1:19.99	1.16	14.42	HE
15	30	50024	EBERHARTER Stephan	AUT	1:20.09	1.26	15.66	AT

#473 _____



FIS SKI WORLD CUP
2nd MEN'S SUPER-G
OFFICIAL RESULTS



Number of Competitors: 61

Rank	Bib	FIS Code	Name	Nation	Time	Diff.	Race Points	Ski
15	8	420681	SIVERTSEN Kenneth	NOR	1:20.09	1.26	15.66	RO
17	21	420470	KJUS Lasse	NOR	1:20.19	1.36	16.91	DY
18	11	500150	JAERBYN Patrik	SWE	1:20.20	1.37	17.03	SA
19	37	190314	SAIONI Christophe	FRA	1:20.27	1.44	17.90	SA
20	47	292455	FILL Peter	ITA	1:20.32	1.49	18.52	DY
21	1	560151	KOBLAR Jernej	SLO	1:20.33	1.50	18.65	HE
22	52	530703	SCHLOPY Erik	USA	1:20.35	1.52	18.90	DY
22	22	50451	GRUBER Christoph	AUT	1:20.35	1.52	18.90	AT
24	5	190945	FOURNIER-BIDOZ Sebastien	FRA	1:20.37	1.54	19.14	RO
25	23	50043	FRANZ Werner	AUT	1:20.68	1.85	23.00	HE
26	58	530137	FIALA Jakub	USA	1:20.79	1.96	24.37	AT
27	33	420830	GROENVOLD Audun	NOR	1:20.90	2.07	25.73	RO
28	46	560332	JERMAN Andrej	SLO	1:21.03	2.20	27.35	RO
29	3	200705	RAUFFER Max	GER	1:21.06	2.23	27.72	AT
30	48	510207	HARI Konrad	SUI	1:21.12	2.29	28.47	SA
31	57	101375	LAVOIE Vincent	CAN	1:21.15	2.32	28.84	AT
32	40	291389	FISCHNALLER Roland	ITA	1:21.16	2.33	28.97	AT
33	45	533131	SULLIVAN Marco	USA	1:21.26	2.43	30.21	SA
34	32	200249	STANKALLA Stefan	GER	1:21.28	2.45	30.46	HE
35	53	102263	GUAY Erik	CAN	1:21.47	2.64	32.82	AT
36	35	191115	CRETIER Claude	FRA	1:21.48	2.65	32.94	SA
37	60	40170	BEAR Aj	AUS	1:21.56	2.73	33.94	AT
37	4	420696	PAULSEN Lasse	NOR	1:21.56	2.73	33.94	AT
39	39	191667	RECH Freddy	FRA	1:21.69	2.86	35.55	SA
40	54	191591	BERTRAND Yannick	FRA	1:21.77	2.94	36.55	DY
41	38	510051	GRUENENFELDER Juerg	SUI	1:22.16	3.33	41.40	HE
42	49	291990	BERBENNI Matteo	ITA	1:22.57	3.74	46.49	DY
43	42	290117	CATTANEO Luca	ITA	1:22.59	3.76	46.74	HE
44	44	560419	SKERBINEK Primoz	SLO	1:22.68	3.85	47.86	HE
45	36	291641	SULZENBACHER Kurt	ITA	1:22.90	4.07	50.60	RO

DID NOT START: 1 competitor

55	560187	PEN Peter	SLO	RO
----	--------	-----------	-----	----

DID NOT FINISH: 15 competitors

2	510478	KERNEN Bruno	SUI	RO
7	191415	BOTTOLLIER-LASQUIN Marc	FRA	SA
17	191116	DALCIN Pierre-Emmanuel	FRA	SA
18	531040	RAHLVES Daron	USA	AT
25	50149	STROBL Josef	AUT	AT
28	50182	STROBL Fritz	AUT	SA
31	50041	WALCHHOFER Michael	AUT	AT
34	290998	STAUDACHER Patrick	ITA	HE
41	292056	GUFLER Michael	ITA	AT
43	560302	SPAROVEC Gregor	SLO	HE
50	291210	GROS Giorgio	ITA	RO

#473 _____



FIS SKI WORLD CUP
2nd MEN'S SUPER-G
OFFICIAL RESULTS



Number of Competitors: 61

Rank	Bib	FIS Code	Name	Nation	Time	Diff.	Race Points	Ski
	51	101850	HUME Jeff	CAN				SA
	56	220228	MICKEL Finlay	GBR				AT
	59	510344	ZUEGER Daniel	SUI				ST
	61	40171	BRANCH Craig	AUS				HE

AT : ATOMIC
FI : FISCHER
RO : ROSSIGNOL
VK : VÖLKL

DY : DYNASTAR
HE : HEAD
SA : SALOMON

EL : ELAN
NO : NORDICA
ST : STÖCKLI

Technical Delegate:
T. SAVAGE (CAN) #473



FIS SKI WORLD CUP
2nd MEN'S SUPER-G
PENALTY CALCULATION



Best 10 at Finish

Rank	Bib	FIS Code	Name	Nation	FIS Points	Best 5	Race Points
1	29	510030	CUCHE Didier	SUI	1.44	1.44	0.00
2	16	350032	BUECHEL Marco	LIE	5.48		
3	15	50221	TRINKL Hannes	AUT	5.93		
4	24	510727	DEFAGO Didier	SUI	3.58	3.58	2.36
5	10	510767	HOFFMANN Ambrosi	SUI	5.56		
6	14	532431	MILLER Bode	USA	20.06		
7	27	420382	AAMODT Kjetil Andre	NOR	2.79	2.79	5.97
8	12	420911	SOLBAKKEN Bjarne	NOR	5.36		
9	19	50360	KNAUSS Hans	AUT	4.58	4.58	8.83
10	13	510747	GRUENENFELDER Tobias	SUI	5.25	5.25	10.19

Best 5 FIS Points at Start

Rank	Bib	FIS Code	Name	Nation	FIS Points
15	30	50024	EBERHARTER Stephan	AUT	0.00
1	29	510030	CUCHE Didier	SUI	1.44
DNF	28	50182	STROBL Fritz	AUT	2.02
7	27	420382	AAMODT Kjetil Andre	NOR	2.79
12	26	50124	SCHIFFERER Andreas	AUT	3.21

TOTALS:		
FIS Points of Best 5 at Start (B)	9.46	
FIS Points of Best at Finish in Top 10 (A)		17.64
Race Points of Corresponding Competitors (C)		27.35
Calculated Penalty (A+B-C) : 10 =>	-0.025	
Rounded	-0.03	
Correction Value (Z)	-4.07	
Penalty Applied	0.00	

Technical Delegate:
T. SAVAGE (CAN) #473

LEGEND
DNF Did Not Finish



FIS SKI WORLD CUP
2nd MEN'S SUPER-G
PERFORMANCE ANALYSIS 1



Number of Competitors: 45

Rank	Bib	Name	Nation	Positions			Partials			Difference		Speed		
				Pos.	Time	Rank	Pos.	Time	Rank	Time	Dist(m)	Pos.	km/h	Rank
1	29	CUCHE Didier	SUI	Int1:	22.71	(8)	I1-I2:	21.93	(9)	0.38		Sp1:	97.73	(29)
				Int2:	44.64	(7)	I2-I3:	14.21	(5)	0.59				
				Int3:	58.85	(5)	I3-Fin:	19.98	(1)	0.51				
				Fin:	1:18.83	(1)				0.00	0.00	Avg.:	89.05	
2	16	BUECHEL Marco	LIE	Int1:	22.42	(2)	I1-I2:	21.63	(1)	0.09		Sp1:	102.36	(2)
				Int2:	44.05	(1)	I2-I3:	14.29	(12)	0.00				
				Int3:	58.34	(1)	I3-Fin:	20.57	(21)	0.00				
				Fin:	1:18.91	(2)				0.08	1.98	Avg.:	88.96	
3	15	TRINKL Hannes	AUT	Int1:	22.73	(9)	I1-I2:	21.71	(3)	0.40		Sp1:	102.61	(1)
				Int2:	44.44	(3)	I2-I3:	14.08	(3)	0.39				
				Int3:	58.52	(2)	I3-Fin:	20.41	(9)	0.18				
				Fin:	1:18.93	(3)				0.10	2.47	Avg.:	88.94	
4	24	DEFAGO Didier	SUI	Int1:	22.42	(2)	I1-I2:	22.03	(14)	0.09		Sp1:	100.69	(7)
				Int2:	44.45	(4)	I2-I3:	14.29	(12)	0.40				
				Int3:	58.74	(4)	I3-Fin:	20.28	(4)	0.40				
				Fin:	1:19.02	(4)				0.19	4.69	Avg.:	88.84	
5	10	HOFFMANN Ambrosi	SUI	Int1:	22.83	(10)	I1-I2:	21.63	(1)	0.50		Sp1:	100.23	(10)
				Int2:	44.46	(5)	I2-I3:	14.22	(6)	0.41				
				Int3:	58.68	(3)	I3-Fin:	20.43	(12)	0.34				
				Fin:	1:19.11	(5)				0.28	6.90	Avg.:	88.74	
6	14	MILLER Bode	USA	Int1:	22.33	(1)	I1-I2:	22.03	(14)	0.00		Sp1:	98.63	(19)
				Int2:	44.36	(2)	I2-I3:	14.54	(34)	0.31				
				Int3:	58.90	(7)	I3-Fin:	20.22	(3)	0.56				
				Fin:	1:19.12	(6)				0.29	7.15	Avg.:	88.73	
7	27	AAMODT Kjetil Andre	NOR	Int1:	22.66	(7)	I1-I2:	21.87	(6)	0.33		Sp1:	100.46	(8)
				Int2:	44.53	(6)	I2-I3:	14.34	(15)	0.48				
				Int3:	58.87	(6)	I3-Fin:	20.44	(13)	0.53				
				Fin:	1:19.31	(7)				0.48	11.80	Avg.:	88.51	
8	12	SOLBAKKEN Bjarne	NOR	Int1:	23.10	(19)	I1-I2:	21.82	(4)	0.77		Sp1:	98.40	(22)
				Int2:	44.92	(11)	I2-I3:	14.44	(26)	0.87				
				Int3:	59.36	(12)	I3-Fin:	20.16	(2)	1.02				
				Fin:	1:19.52	(8)				0.69	16.92	Avg.:	88.28	
9	19	KNAUSS Hans	AUT	Int1:	22.46	(4)	I1-I2:	22.22	(20)	0.13		Sp1:	96.64	(34)
				Int2:	44.68	(8)	I2-I3:	14.41	(22)	0.63				
				Int3:	59.09	(8)	I3-Fin:	20.45	(15)	0.75				
				Fin:	1:19.54	(9)				0.71	17.41	Avg.:	88.26	
10	13	GRUENENFELDER Tobias	SUI	Int1:	22.65	(6)	I1-I2:	22.08	(16)	0.32		Sp1:	98.40	(22)
				Int2:	44.73	(9)	I2-I3:	14.41	(22)	0.68				
				Int3:	59.14	(9)	I3-Fin:	20.51	(17)	0.80				
				Fin:	1:19.65	(10)				0.82	20.08	Avg.:	88.14	



FIS SKI WORLD CUP

2nd MEN'S SUPER-G

PERFORMANCE ANALYSIS 1



Number of Competitors: 45

Rank	Bib	Name	Nation	Positions			Partials			Difference		Speed		
				Pos.	Time	Rank	Pos.	Time	Rank	Time	Dist(m)	Pos.	km/h	Rank
11	20	NYBERG Fredrik	SWE	Int1:	22.58	(5)	I1-I2:	22.29	(23)	0.25		Sp1:	100.00	(11)
				Int2:	44.87	(10)	I2-I3:	14.36	(18)	0.82				
				Int3:	59.23	(10)	I3-Fin:	20.58	(23)	0.89				
				Fin:	1:19.81	(11)				0.98	23.94	Avg.:	87.96	
12	26	SCHIFFERER Andreas	AUT	Int1:	23.11	(20)	I1-I2:	21.94	(10)	0.78		Sp1:	102.12	(3)
				Int2:	45.05	(14)	I2-I3:	14.22	(6)	1.00				
				Int3:	59.27	(11)	I3-Fin:	20.66	(26)	0.93				
				Fin:	1:19.93	(12)				1.10	26.84	Avg.:	87.83	
13	6	VONN Thomas	USA	Int1:	23.09	(18)	I1-I2:	21.91	(7)	0.76		Sp1:	99.76	(12)
				Int2:	45.00	(13)	I2-I3:	14.59	(39)	0.95				
				Int3:	59.59	(15)	I3-Fin:	20.39	(7)	1.25				
				Fin:	1:19.98	(13)				1.15	28.04	Avg.:	87.77	
14	9	CAVEGN Franco	SUI	Int1:	22.90	(11)	I1-I2:	22.33	(25)	0.57		Sp1:	94.73	(42)
				Int2:	45.23	(16)	I2-I3:	14.28	(11)	1.18				
				Int3:	59.51	(14)	I3-Fin:	20.48	(16)	1.17				
				Fin:	1:19.99	(14)				1.16	28.28	Avg.:	87.76	
15	30	EBERHARTER Stephan	AUT	Int1:	23.36	(26)	I1-I2:	22.12	(17)	1.03		Sp1:	101.64	(4)
				Int2:	45.48	(21)	I2-I3:	13.93	(1)	1.43				
				Int3:	59.41	(13)	I3-Fin:	20.68	(27)	1.07				
				Fin:	1:20.09	(15)				1.26	30.68	Avg.:	87.65	
15	8	SIVERTSEN Kenneth	NOR	Int1:	22.98	(14)	I1-I2:	21.96	(12)	0.65		Sp1:	94.94	(41)
				Int2:	44.94	(12)	I2-I3:	14.73	(45)	0.89				
				Int3:	59.67	(18)	I3-Fin:	20.42	(11)	1.33				
				Fin:	1:20.09	(15)				1.26	30.68	Avg.:	87.65	
17	21	KJUS Lasse	NOR	Int1:	22.91	(12)	I1-I2:	22.39	(27)	0.58		Sp1:	98.40	(22)
				Int2:	45.30	(17)	I2-I3:	14.51	(31)	1.25				
				Int3:	59.81	(23)	I3-Fin:	20.38	(6)	1.47				
				Fin:	1:20.19	(17)				1.36	33.07	Avg.:	87.54	
18	11	JAERBYN Patrik	SWE	Int1:	23.05	(16)	I1-I2:	22.16	(19)	0.72		Sp1:	99.08	(16)
				Int2:	45.21	(15)	I2-I3:	14.42	(25)	1.16				
				Int3:	59.63	(17)	I3-Fin:	20.57	(21)	1.29				
				Fin:	1:20.20	(18)				1.37	33.31	Avg.:	87.53	
19	37	SAIONI Christophe	FRA	Int1:	23.11	(20)	I1-I2:	22.61	(37)	0.78		Sp1:	101.40	(6)
				Int2:	45.72	(28)	I2-I3:	14.04	(2)	1.67				
				Int3:	59.76	(21)	I3-Fin:	20.51	(17)	1.42				
				Fin:	1:20.27	(19)				1.44	34.98	Avg.:	87.45	
20	47	FILL Peter	ITA	Int1:	23.07	(17)	I1-I2:	22.31	(24)	0.74		Sp1:	98.63	(19)
				Int2:	45.38	(18)	I2-I3:	14.22	(6)	1.33				
				Int3:	59.60	(16)	I3-Fin:	20.72	(29)	1.26				
				Fin:	1:20.32	(20)				1.49	36.17	Avg.:	87.40	
21	1	KOBLAR Jernej	SLO	Int1:	23.52	(32)	I1-I2:	21.92	(8)	1.19		Sp1:	101.64	(4)
				Int2:	45.44	(20)	I2-I3:	14.25	(10)	1.39				
				Int3:	59.69	(19)	I3-Fin:	20.64	(25)	1.35				
				Fin:	1:20.33	(21)				1.50	36.41	Avg.:	87.39	
22	52	SCHLOPY Erik	USA	Int1:	22.92	(13)	I1-I2:	22.56	(35)	0.59		Sp1:	99.53	(14)
				Int2:	45.48	(21)	I2-I3:	14.56	(38)	1.43				
				Int3:	1:00.04	(27)	I3-Fin:	20.31	(5)	1.70				
				Fin:	1:20.35	(22)				1.52	36.89	Avg.:	87.37	
22	22	GRUBER Christoph	AUT	Int1:	23.53	(33)	I1-I2:	22.00	(13)	1.20		Sp1:	96.00	(36)
				Int2:	45.53	(24)	I2-I3:	14.41	(22)	1.48				
				Int3:	59.94	(25)	I3-Fin:	20.41	(9)	1.60				
				Fin:	1:20.35	(22)				1.52	36.89	Avg.:	87.37	



FIS SKI WORLD CUP
2nd MEN'S SUPER-G
PERFORMANCE ANALYSIS 1



Number of Competitors: 45

Rank	Bib	Name	Nation	Positions			Partials			Difference		Speed		
				Pos.	Time	Rank	Pos.	Time	Rank	Time	Dist(m)	Pos.	km/h	Rank
24	5	FOURNIER-BIDOZ Sebastien	FRA	Int1:	23.65	(38)	I1-I2:	21.85	(5)	1.32		Sp1:	95.78	(37)
				Int2:	45.50	(23)	I2-I3:	14.47	(27)	1.45				
				Int3:	59.97	(26)	I3-Fin:	20.40	(8)	1.63				
				Fin:	1:20.37	(24)				1.54	37.36	Avg.:	87.35	
25	23	FRANZ Werner	AUT	Int1:	23.02	(15)	I1-I2:	22.40	(28)	0.69		Sp1:	98.63	(19)
				Int2:	45.42	(19)	I2-I3:	14.34	(15)	1.37				
				Int3:	59.76	(21)	I3-Fin:	20.92	(33)	1.42				
				Fin:	1:20.68	(25)				1.85	44.71	Avg.:	87.01	
26	58	FIALA Jakub	USA	Int1:	23.12	(22)	I1-I2:	22.42	(29)	0.79		Sp1:	99.76	(12)
				Int2:	45.54	(25)	I2-I3:	14.39	(20)	1.49				
				Int3:	59.93	(24)	I3-Fin:	20.86	(32)	1.59				
				Fin:	1:20.79	(26)				1.96	47.31	Avg.:	86.89	
27	33	GROENVOLD Audun	NOR	Int1:	23.20	(23)	I1-I2:	22.63	(38)	0.87		Sp1:	97.51	(30)
				Int2:	45.83	(30)	I2-I3:	14.55	(37)	1.78				
				Int3:	1:00.38	(32)	I3-Fin:	20.52	(19)	2.04				
				Fin:	1:20.90	(27)				2.07	49.89	Avg.:	86.77	
28	46	JERMAN Andrej	SLO	Int1:	23.49	(30)	I1-I2:	22.15	(18)	1.16		Sp1:	100.46	(8)
				Int2:	45.64	(27)	I2-I3:	14.10	(4)	1.59				
				Int3:	59.74	(20)	I3-Fin:	21.29	(43)	1.40				
				Fin:	1:21.03	(28)				2.20	52.94	Avg.:	86.63	
29	3	RAUFFER Max	GER	Int1:	23.68	(39)	I1-I2:	21.94	(10)	1.35		Sp1:	98.85	(18)
				Int2:	45.62	(26)	I2-I3:	14.67	(40)	1.57				
				Int3:	1:00.29	(30)	I3-Fin:	20.77	(31)	1.95				
				Fin:	1:21.06	(29)				2.23	53.65	Avg.:	86.60	
30	48	HARI Konrad	SUI	Int1:	23.62	(37)	I1-I2:	22.36	(26)	1.29		Sp1:	96.86	(32)
				Int2:	45.98	(33)	I2-I3:	14.53	(33)	1.93				
				Int3:	1:00.51	(34)	I3-Fin:	20.61	(24)	2.17				
				Fin:	1:21.12	(30)				2.29	55.05	Avg.:	86.54	
31	57	LAVOIE Vincent	CAN	Int1:	23.88	(43)	I1-I2:	22.48	(32)	1.55		Sp1:	99.08	(16)
				Int2:	46.36	(41)	I2-I3:	14.35	(17)	2.31				
				Int3:	1:00.71	(39)	I3-Fin:	20.44	(13)	2.37				
				Fin:	1:21.15	(31)				2.32	55.75	Avg.:	86.51	
32	40	FISCHNALLER Roland	ITA	Int1:	23.35	(25)	I1-I2:	22.64	(39)	1.02		Sp1:	99.53	(14)
				Int2:	45.99	(34)	I2-I3:	14.22	(6)	1.94				
				Int3:	1:00.21	(28)	I3-Fin:	20.95	(35)	1.87				
				Fin:	1:21.16	(32)				2.33	55.98	Avg.:	86.50	
33	45	SULLIVAN Marco	USA	Int1:	23.46	(28)	I1-I2:	22.53	(34)	1.13		Sp1:	98.40	(22)
				Int2:	45.99	(34)	I2-I3:	14.33	(14)	1.94				
				Int3:	1:00.32	(31)	I3-Fin:	20.94	(34)	1.98				
				Fin:	1:21.26	(33)				2.43	58.31	Avg.:	86.39	
34	32	STANKALLA Stefan	GER	Int1:	23.36	(26)	I1-I2:	22.50	(33)	1.03		Sp1:	93.91	(43)
				Int2:	45.86	(31)	I2-I3:	14.70	(42)	1.81				
				Int3:	1:00.56	(35)	I3-Fin:	20.72	(29)	2.22				
				Fin:	1:21.28	(34)				2.45	58.78	Avg.:	86.37	
35	53	GUAY Erik	CAN	Int1:	24.30	(45)	I1-I2:	22.23	(21)	1.97		Sp1:	98.40	(22)
				Int2:	46.53	(43)	I2-I3:	14.39	(20)	2.48				
				Int3:	1:00.92	(41)	I3-Fin:	20.55	(20)	2.58				
				Fin:	1:21.47	(35)				2.64	63.19	Avg.:	86.17	
36	35	CRETIER Claude	FRA	Int1:	23.46	(28)	I1-I2:	22.45	(31)	1.13		Sp1:	95.36	(39)
				Int2:	45.91	(32)	I2-I3:	14.37	(19)	1.86				
				Int3:	1:00.28	(29)	I3-Fin:	21.20	(39)	1.94				
				Fin:	1:21.48	(36)				2.65	63.42	Avg.:	86.16	



FIS SKI WORLD CUP
2nd MEN'S SUPER-G
PERFORMANCE ANALYSIS 1



Number of Competitors: 45

Rank	Bib	Name	Nation	Positions			Partials			Difference		Speed		
				Pos.	Time	Rank	Pos.	Time	Rank	Time	Dist(m)	Pos.	km/h	Rank
37	60	BEAR Aj	AUS	Int1:	23.34 (24)		I1-I2:	22.84 (44)	1.01		Sp1:	88.88 (45)		
				Int2:	46.18 (37)		I2-I3:	14.70 (42)	2.13					
				Int3:	1:00.88 (40)		I3-Fin:	20.68 (27)	2.54					
				Fin:	1:21.56 (37)				2.73	65.27	Avg.:	86.07		
37	4	PAULSEN Lasse	NOR	Int1:	23.54 (35)		I1-I2:	22.26 (22)	1.21		Sp1:	97.07 (31)		
				Int2:	45.80 (29)		I2-I3:	14.68 (41)	1.75					
				Int3:	1:00.48 (33)		I3-Fin:	21.08 (38)	2.14					
				Fin:	1:21.56 (37)				2.73	65.27	Avg.:	86.07		
39	39	RECH Freddy	FRA	Int1:	23.71 (40)		I1-I2:	22.43 (30)	1.38		Sp1:	95.36 (39)		
				Int2:	46.14 (36)		I2-I3:	14.49 (28)	2.09					
				Int3:	1:00.63 (36)		I3-Fin:	21.06 (36)	2.29					
				Fin:	1:21.69 (39)				2.86	68.27	Avg.:	85.93		
40	54	BERTRAND Yannick	FRA	Int1:	23.60 (36)		I1-I2:	22.60 (36)	1.27		Sp1:	96.21 (35)		
				Int2:	46.20 (38)		I2-I3:	14.50 (30)	2.15					
				Int3:	1:00.70 (38)		I3-Fin:	21.07 (37)	2.36					
				Fin:	1:21.77 (40)				2.94	70.11	Avg.:	85.85		
41	38	GRUENENFELDER Juerg	SUI	Int1:	23.77 (41)		I1-I2:	22.64 (39)	1.44		Sp1:	96.86 (32)		
				Int2:	46.41 (42)		I2-I3:	14.54 (34)	2.36					
				Int3:	1:00.95 (42)		I3-Fin:	21.21 (40)	2.61					
				Fin:	1:22.16 (41)				3.33	79.03	Avg.:	85.44		
42	49	BERBENNI Matteo	ITA	Int1:	23.99 (44)		I1-I2:	22.78 (43)	1.66		Sp1:	98.40 (22)		
				Int2:	46.77 (44)		I2-I3:	14.52 (32)	2.72					
				Int3:	1:01.29 (44)		I3-Fin:	21.28 (42)	2.95					
				Fin:	1:22.57 (42)				3.74	88.33	Avg.:	85.02		
43	42	CATTANEO Luca	ITA	Int1:	23.53 (33)		I1-I2:	22.67 (41)	1.20		Sp1:	97.95 (28)		
				Int2:	46.20 (38)		I2-I3:	14.49 (28)	2.15					
				Int3:	1:00.69 (37)		I3-Fin:	21.90 (44)	2.35					
				Fin:	1:22.59 (43)				3.76	88.78	Avg.:	85.00		
44	44	SKERBINEK Primoz	SLO	Int1:	23.84 (42)		I1-I2:	23.04 (45)	1.51		Sp1:	95.57 (38)		
				Int2:	46.88 (45)		I2-I3:	14.54 (34)	2.83					
				Int3:	1:01.42 (45)		I3-Fin:	21.26 (41)	3.08					
				Fin:	1:22.68 (44)				3.85	90.80	Avg.:	84.91		
45	36	SULZENBACHER Kurt	ITA	Int1:	23.51 (31)		I1-I2:	22.77 (42)	1.18		Sp1:	89.25 (44)		
				Int2:	46.28 (40)		I2-I3:	14.70 (42)	2.23					
				Int3:	1:00.98 (43)		I3-Fin:	21.92 (45)	2.64					
				Fin:	1:22.90 (45)				4.07	95.74	Avg.:	84.68		

LEGEND							
Pos	Intermediate or Speed Position	Dist(m)	Distance behind the first	Int2:	Intermediate 2	Sp1:	Speed Trap 1
Avg.	Average Speed for the race	Int1:	Intermediate 1	Int3:	Intermediate 3	Fin:	Finish



FIS SKI WORLD CUP
2nd MEN'S SUPER-G
PERFORMANCE ANALYSIS 2



Number of Competitors: 61

Bib	Name	Nation	Positions			Partials			Difference		Speed		
			Pos.	Time	Rank	Pos.	Time	Rank	Time	Dist(m)	Pos.	km/h	Rank
1	KOBLAR Jernej	SLO	Int1: 23.52 (38)	Int2: 45.44 (22)	Int3: 59.69 (21)	Fin: 1:20.33 (21)	I1-I2: 21.92 (8)	I2-I3: 14.25 (11)	I3-Fin: 20.64 (25)	1.19 1.39 1.35 1.50	36.41	Sp1: 101.64 (4)	Avg.: 87.39
2	KERNEN Bruno	SUI	Int1: 22.93 (16)	Int2: 45.36 (19)	Int3: 59.42 (14)	Fin: DNF	I1-I2: 22.43 (30)	I2-I3: 14.06 (3)	I3-Fin:	0.60 1.31 1.08		Sp1: 98.40 (22)	Avg.:
3	RAUFFER Max	GER	Int1: 23.68 (48)	Int2: 45.62 (28)	Int3: 1:00.29 (32)	Fin: 1:21.06 (29)	I1-I2: 21.94 (10)	I2-I3: 14.67 (42)	I3-Fin: 20.77 (31)	1.35 1.57 1.95 2.23	53.65	Sp1: 98.85 (18)	Avg.: 86.60
4	PAULSEN Lasse	NOR	Int1: 23.54 (41)	Int2: 45.80 (31)	Int3: 1:00.48 (35)	Fin: 1:21.56 (37)	I1-I2: 22.26 (22)	I2-I3: 14.68 (43)	I3-Fin: 21.08 (38)	1.21 1.75 2.14 2.73	65.27	Sp1: 97.07 (33)	Avg.: 86.07
5	FOURNIER-BIDOZ Sebastien	FRA	Int1: 23.65 (46)	Int2: 45.50 (25)	Int3: 59.97 (28)	Fin: 1:20.37 (24)	I1-I2: 21.85 (5)	I2-I3: 14.47 (29)	I3-Fin: 20.40 (8)	1.32 1.45 1.63 1.54	37.36	Sp1: 95.78 (39)	Avg.: 87.35
6	VONN Thomas	USA	Int1: 23.09 (23)	Int2: 45.00 (13)	Int3: 59.59 (16)	Fin: 1:19.98 (13)	I1-I2: 21.91 (7)	I2-I3: 14.59 (41)	I3-Fin: 20.39 (7)	0.76 0.95 1.25 1.15	28.04	Sp1: 99.76 (12)	Avg.: 87.77
7	BOTTOLLIER-LASQUIN Marc	FRA	Int1: Int2: Int3: Fin: DNF				I1-I2: I2-I3: I3-Fin:					Sp1:	Avg.:
8	SIVERTSEN Kenneth	NOR	Int1: 22.98 (18)	Int2: 44.94 (12)	Int3: 59.67 (20)	Fin: 1:20.09 (15)	I1-I2: 21.96 (12)	I2-I3: 14.73 (47)	I3-Fin: 20.42 (11)	0.65 0.89 1.33 1.26	30.68	Sp1: 94.94 (43)	Avg.: 87.65
9	CAVEGN Franco	SUI	Int1: 22.90 (13)	Int2: 45.23 (16)	Int3: 59.51 (15)	Fin: 1:19.99 (14)	I1-I2: 22.33 (25)	I2-I3: 14.28 (13)	I3-Fin: 20.48 (16)	0.57 1.18 1.17 1.16	28.28	Sp1: 94.73 (44)	Avg.: 87.76
10	HOFFMANN Ambrosi	SUI	Int1: 22.83 (12)	Int2: 44.46 (5)	Int3: 58.68 (3)	Fin: 1:19.11 (5)	I1-I2: 21.63 (1)	I2-I3: 14.22 (7)	I3-Fin: 20.43 (12)	0.50 0.41 0.34 0.28	6.90	Sp1: 100.23 (10)	Avg.: 88.74



FIS SKI WORLD CUP
2nd MEN'S SUPER-G
PERFORMANCE ANALYSIS 2



Number of Competitors: 61

Bib	Name	Nation	Positions			Partials			Difference		Speed		
			Pos.	Time	Rank	Pos.	Time	Rank	Time	Dist(m)	Pos.	km/h	Rank
11	JAERBYN Patrik	SWE	Int1: 23.05 (21) Int2: 45.21 (15) Int3: 59.63 (19) Fin: 1:20.20 (18)	I1-I2: 22.16 (19) I2-I3: 14.42 (27) I3-Fin: 20.57 (21)	0.72 1.16 1.29 1.37	33.31	Sp1: 99.08 (16) Avg.: 87.53						
12	SOLBAKKEN Bjarne	NOR	Int1: 23.10 (24) Int2: 44.92 (11) Int3: 59.36 (12) Fin: 1:19.52 (8)	I1-I2: 21.82 (4) I2-I3: 14.44 (28) I3-Fin: 20.16 (2)	0.77 0.87 1.02 0.69	16.92	Sp1: 98.40 (22) Avg.: 88.28						
13	GRUENENFELDER Tobias	SUI	Int1: 22.65 (7) Int2: 44.73 (9) Int3: 59.14 (9) Fin: 1:19.65 (10)	I1-I2: 22.08 (16) I2-I3: 14.41 (24) I3-Fin: 20.51 (17)	0.32 0.68 0.80 0.82	20.08	Sp1: 98.40 (22) Avg.: 88.14						
14	MILLER Bode	USA	Int1: 22.33 (1) Int2: 44.36 (2) Int3: 58.90 (7) Fin: 1:19.12 (6)	I1-I2: 22.03 (14) I2-I3: 14.54 (36) I3-Fin: 20.22 (3)	0.00 0.31 0.56 0.29	7.15	Sp1: 98.63 (19) Avg.: 88.73						
15	TRINKL Hannes	AUT	Int1: 22.73 (11) Int2: 44.44 (3) Int3: 58.52 (2) Fin: 1:18.93 (3)	I1-I2: 21.71 (3) I2-I3: 14.08 (4) I3-Fin: 20.41 (9)	0.40 0.39 0.18 0.10	2.47	Sp1: 102.61 (1) Avg.: 88.94						
16	BUECHEL Marco	LIE	Int1: 22.42 (2) Int2: 44.05 (1) Int3: 58.34 (1) Fin: 1:18.91 (2)	I1-I2: 21.63 (1) I2-I3: 14.29 (14) I3-Fin: 20.57 (21)	0.09 0.00 0.00 0.08	1.98	Sp1: 102.36 (2) Avg.: 88.96						
17	DALCIN Pierre-Emmanuel	FRA	Int1: Int2: Int3: Fin: DNF	I1-I2: I2-I3: I3-Fin:			Sp1: Avg.:						
18	RAHLVES Daron	USA	Int1: Int2: Int3: Fin: DNF	I1-I2: I2-I3: I3-Fin:			Sp1: Avg.:						
19	KNAUSS Hans	AUT	Int1: 22.46 (4) Int2: 44.68 (8) Int3: 59.09 (8) Fin: 1:19.54 (9)	I1-I2: 22.22 (20) I2-I3: 14.41 (24) I3-Fin: 20.45 (15)	0.13 0.63 0.75 0.71	17.41	Sp1: 96.64 (36) Avg.: 88.26						
20	NYBERG Fredrik	SWE	Int1: 22.58 (5) Int2: 44.87 (10) Int3: 59.23 (10) Fin: 1:19.81 (11)	I1-I2: 22.29 (23) I2-I3: 14.36 (20) I3-Fin: 20.58 (23)	0.25 0.82 0.89 0.98	23.94	Sp1: 100.00 (11) Avg.: 87.96						
21	KJUS Lasse	NOR	Int1: 22.91 (14) Int2: 45.30 (17) Int3: 59.81 (25) Fin: 1:20.19 (17)	I1-I2: 22.39 (27) I2-I3: 14.51 (33) I3-Fin: 20.38 (6)	0.58 1.25 1.47 1.36	33.07	Sp1: 98.40 (22) Avg.: 87.54						
22	GRUBER Christoph	AUT	Int1: 23.53 (39) Int2: 45.53 (26) Int3: 59.94 (27) Fin: 1:20.35 (22)	I1-I2: 22.00 (13) I2-I3: 14.41 (24) I3-Fin: 20.41 (9)	1.20 1.48 1.60 1.52	36.89	Sp1: 96.00 (38) Avg.: 87.37						
23	FRANZ Werner	AUT	Int1: 23.02 (20) Int2: 45.42 (21) Int3: 59.76 (23) Fin: 1:20.68 (25)	I1-I2: 22.40 (28) I2-I3: 14.34 (17) I3-Fin: 20.92 (33)	0.69 1.37 1.42 1.85	44.71	Sp1: 98.63 (19) Avg.: 87.01						



FIS SKI WORLD CUP
2nd MEN'S SUPER-G
PERFORMANCE ANALYSIS 2



Number of Competitors: 61

Bib	Name	Nation	Positions			Partials			Difference		Speed		
			Pos.	Time	Rank	Pos.	Time	Rank	Time	Dist(m)	Pos.	km/h	Rank
24	DEFAGO Didier	SUI	Int1: 22.42 (2)	Int2: 44.45 (4)	Int3: 58.74 (4)	Fin: 1:19.02 (4)	I1-I2: 22.03 (14)	I2-I3: 14.29 (14)	I3-Fin: 20.28 (4)	0.09 0.40 0.40 0.19	4.69	Sp1: 100.69 (7)	Avg.: 88.84
25	STROBL Josef	AUT	Int1: 22.59 (6)	Int2: 45.34 (18)	Int3: 59.59 (16)	Fin: DNF	I1-I2: 22.75 (43)	I2-I3: 14.25 (11)	I3-Fin:	0.26 1.29 1.25		Sp1: 97.29 (32)	Avg.:
26	SCHIFFERER Andreas	AUT	Int1: 23.11 (25)	Int2: 45.05 (14)	Int3: 59.27 (11)	Fin: 1:19.93 (12)	I1-I2: 21.94 (10)	I2-I3: 14.22 (7)	I3-Fin: 20.66 (26)	0.78 1.00 0.93 1.10	26.84	Sp1: 102.12 (3)	Avg.: 87.83
27	AAMODT Kjetil Andre	NOR	Int1: 22.66 (8)	Int2: 44.53 (6)	Int3: 58.87 (6)	Fin: 1:19.31 (7)	I1-I2: 21.87 (6)	I2-I3: 14.34 (17)	I3-Fin: 20.44 (13)	0.33 0.48 0.53 0.48	11.80	Sp1: 100.46 (8)	Avg.: 88.51
28	STROBL Fritz	AUT	Int1: 22.67 (9)	Int2:	Int3:	Fin: DNF	I1-I2:	I2-I3:	I3-Fin:		0.34	Sp1:	Avg.:
29	CUCHE Didier	SUI	Int1: 22.71 (10)	Int2: 44.64 (7)	Int3: 58.85 (5)	Fin: 1:18.83 (1)	I1-I2: 21.93 (9)	I2-I3: 14.21 (6)	I3-Fin: 19.98 (1)	0.38 0.59 0.51 0.00	0.00	Sp1: 97.73 (30)	Avg.: 89.05
30	EBERHARTER Stephan	AUT	Int1: 23.36 (31)	Int2: 45.48 (23)	Int3: 59.41 (13)	Fin: 1:20.09 (15)	I1-I2: 22.12 (17)	I2-I3: 13.93 (1)	I3-Fin: 20.68 (27)	1.03 1.43 1.07 1.26	30.68	Sp1: 101.64 (4)	Avg.: 87.65
31	WALCHHOFER Michael	AUT	Int1: 22.98 (18)	Int2:	Int3:	Fin: DNF	I1-I2:	I2-I3:	I3-Fin:		0.65	Sp1:	Avg.:
32	STANKALLA Stefan	GER	Int1: 23.36 (31)	Int2: 45.86 (33)	Int3: 1:00.56 (37)	Fin: 1:21.28 (34)	I1-I2: 22.50 (34)	I2-I3: 14.70 (44)	I3-Fin: 20.72 (29)	1.03 1.81 2.22 2.45	58.78	Sp1: 93.91 (45)	Avg.: 86.37
33	GROENVOLD Audun	NOR	Int1: 23.20 (28)	Int2: 45.83 (32)	Int3: 1:00.38 (34)	Fin: 1:20.90 (27)	I1-I2: 22.63 (39)	I2-I3: 14.55 (39)	I3-Fin: 20.52 (19)	0.87 1.78 2.04 2.07	49.89	Sp1: 97.51 (31)	Avg.: 86.77
34	STAUDACHER Patrick	ITA	Int1: 23.43 (33)	Int2:	Int3:	Fin: DNF	I1-I2:	I2-I3:	I3-Fin:		1.10	Sp1:	Avg.:
35	CRETIER Claude	FRA	Int1: 23.46 (34)	Int2: 45.91 (34)	Int3: 1:00.28 (31)	Fin: 1:21.48 (36)	I1-I2: 22.45 (32)	I2-I3: 14.37 (21)	I3-Fin: 21.20 (39)	1.13 1.86 1.94 2.65	63.42	Sp1: 95.36 (41)	Avg.: 86.16
36	SULZENBACHER Kurt	ITA	Int1: 23.51 (37)	Int2: 46.28 (42)	Int3: 1:00.98 (45)	Fin: 1:22.90 (45)	I1-I2: 22.77 (44)	I2-I3: 14.70 (44)	I3-Fin: 21.92 (45)	1.18 2.23 2.64 4.07	95.74	Sp1: 89.25 (46)	Avg.: 84.68



FIS SKI WORLD CUP

2nd MEN'S SUPER-G

PERFORMANCE ANALYSIS 2



Number of Competitors: 61

Bib	Name	Nation	Positions			Partials			Difference		Speed		
			Pos.	Time	Rank	Pos.	Time	Rank	Time	Dist(m)	Pos.	km/h	Rank
37	SAIONI Christophe	FRA	Int1: 23.11 (25)	Int2: 45.72 (30)	Int3: 59.76 (23)	Fin: 1:20.27 (19)	I1-I2: 22.61 (38)	I2-I3: 14.04 (2)	I3-Fin: 20.51 (17)	0.78 1.67 1.42 1.44	34.98	Sp1: 101.40 (6)	Avg.: 87.45
38	GRUENENFELDER Juerg	SUI	Int1: 23.77 (50)	Int2: 46.41 (44)	Int3: 1:00.95 (44)	Fin: 1:22.16 (41)	I1-I2: 22.64 (40)	I2-I3: 14.54 (36)	I3-Fin: 21.21 (40)	1.44 2.36 2.61 3.33	79.03	Sp1: 96.86 (34)	Avg.: 85.44
39	RECH Freddy	FRA	Int1: 23.71 (49)	Int2: 46.14 (38)	Int3: 1:00.63 (38)	Fin: 1:21.69 (39)	I1-I2: 22.43 (30)	I2-I3: 14.49 (30)	I3-Fin: 21.06 (36)	1.38 2.09 2.29 2.86	68.27	Sp1: 95.36 (41)	Avg.: 85.93
40	FISCHNALLER Roland	ITA	Int1: 23.35 (30)	Int2: 45.99 (36)	Int3: 1:00.21 (30)	Fin: 1:21.16 (32)	I1-I2: 22.64 (40)	I2-I3: 14.22 (7)	I3-Fin: 20.95 (35)	1.02 1.94 1.87 2.33	55.98	Sp1: 99.53 (14)	Avg.: 86.50
41	GUFLER Michael	ITA	Int1: 22.95 (17)	Int2: Int3: Fin: DNF			I1-I2: I2-I3: I3-Fin:			0.62		Sp1: Avg.: 	
42	CATTANEO Luca	ITA	Int1: 23.53 (39)	Int2: 46.20 (40)	Int3: 1:00.69 (39)	Fin: 1:22.59 (43)	I1-I2: 22.67 (42)	I2-I3: 14.49 (30)	I3-Fin: 21.90 (44)	1.20 2.15 2.35 3.76	88.78	Sp1: 97.95 (29)	Avg.: 85.00
43	SPAROVEC Gregor	SLO	Int1: 23.56 (42)	Int2: Int3: Fin: DNF			I1-I2: I2-I3: I3-Fin:			1.23		Sp1: Avg.: 	
44	SKERBINEK Primoz	SLO	Int1: 23.84 (52)	Int2: 46.88 (47)	Int3: 1:01.42 (47)	Fin: 1:22.68 (44)	I1-I2: 23.04 (47)	I2-I3: 14.54 (36)	I3-Fin: 21.26 (41)	1.51 2.83 3.08 3.85	90.80	Sp1: 95.57 (40)	Avg.: 84.91
45	SULLIVAN Marco	USA	Int1: 23.46 (34)	Int2: 45.99 (36)	Int3: 1:00.32 (33)	Fin: 1:21.26 (33)	I1-I2: 22.53 (35)	I2-I3: 14.33 (16)	I3-Fin: 20.94 (34)	1.13 1.94 1.98 2.43	58.31	Sp1: 98.40 (22)	Avg.: 86.39
46	JERMAN Andrej	SLO	Int1: 23.49 (36)	Int2: 45.64 (29)	Int3: 59.74 (22)	Fin: 1:21.03 (28)	I1-I2: 22.15 (18)	I2-I3: 14.10 (5)	I3-Fin: 21.29 (43)	1.16 1.59 1.40 2.20	52.94	Sp1: 100.46 (8)	Avg.: 86.63
47	FILL Peter	ITA	Int1: 23.07 (22)	Int2: 45.38 (20)	Int3: 59.60 (18)	Fin: 1:20.32 (20)	I1-I2: 22.31 (24)	I2-I3: 14.22 (7)	I3-Fin: 20.72 (29)	0.74 1.33 1.26 1.49	36.17	Sp1: 98.63 (19)	Avg.: 87.40
48	HARI Konrad	SUI	Int1: 23.62 (45)	Int2: 45.98 (35)	Int3: 1:00.51 (36)	Fin: 1:21.12 (30)	I1-I2: 22.36 (26)	I2-I3: 14.53 (35)	I3-Fin: 20.61 (24)	1.29 1.93 2.17 2.29	55.05	Sp1: 96.86 (34)	Avg.: 86.54
49	BERBENNI Matteo	ITA	Int1: 23.99 (54)	Int2: 46.77 (46)	Int3: 1:01.29 (46)	Fin: 1:22.57 (42)	I1-I2: 22.78 (45)	I2-I3: 14.52 (34)	I3-Fin: 21.28 (42)	1.66 2.72 2.95 3.74	88.33	Sp1: 98.40 (22)	Avg.: 85.02



FIS SKI WORLD CUP

2nd MEN'S SUPER-G

PERFORMANCE ANALYSIS 2




Number of Competitors: 61

Bib	Name	Nation	Positions			Partials			Difference		Speed		
			Pos.	Time	Rank	Pos.	Time	Rank	Time	Dist(m)	Pos.	km/h	Rank
50	GROS Giorgio	ITA	Int1:	23.57	(43)	I1-I2:			1.24		Sp1:		
			Int2:			I2-I3:							
			Int3:			I3-Fin:							
			Fin:	DNF							Avg.:		
51	HUME Jeff	CAN	Int1:	24.00	(55)	I1-I2:			1.67		Sp1:		
			Int2:			I2-I3:							
			Int3:			I3-Fin:							
			Fin:	DNF							Avg.:		
52	SCHLOPY Erik	USA	Int1:	22.92	(15)	I1-I2:	22.56	(36)	0.59		Sp1:	99.53	(14)
			Int2:	45.48	(23)	I2-I3:	14.56	(40)	1.43				
			Int3:	1:00.04	(29)	I3-Fin:	20.31	(5)	1.70				
			Fin:	1:20.35	(22)				1.52	36.89	Avg.:	87.37	
53	GUAY Erik	CAN	Int1:	24.30	(56)	I1-I2:	22.23	(21)	1.97		Sp1:	98.40	(22)
			Int2:	46.53	(45)	I2-I3:	14.39	(22)	2.48				
			Int3:	1:00.92	(43)	I3-Fin:	20.55	(20)	2.58				
			Fin:	1:21.47	(35)				2.64	63.19	Avg.:	86.17	
54	BERTRAND Yannick	FRA	Int1:	23.60	(44)	I1-I2:	22.60	(37)	1.27		Sp1:	96.21	(37)
			Int2:	46.20	(40)	I2-I3:	14.50	(32)	2.15				
			Int3:	1:00.70	(40)	I3-Fin:	21.07	(37)	2.36				
			Fin:	1:21.77	(40)				2.94	70.11	Avg.:	85.85	
55	PEN Peter	SLO	Int1:			I1-I2:					Sp1:		
			Int2:			I2-I3:							
			Int3:			I3-Fin:							
			Fin:	DNS							Avg.:		
56	MICKEL Finlay	GBR	Int1:	23.83	(51)	I1-I2:			1.50		Sp1:		
			Int2:			I2-I3:							
			Int3:			I3-Fin:							
			Fin:	DNF							Avg.:		
57	LAVOIE Vincent	CAN	Int1:	23.88	(53)	I1-I2:	22.48	(33)	1.55		Sp1:	99.08	(16)
			Int2:	46.36	(43)	I2-I3:	14.35	(19)	2.31				
			Int3:	1:00.71	(41)	I3-Fin:	20.44	(13)	2.37				
			Fin:	1:21.15	(31)				2.32	55.75	Avg.:	86.51	
58	FIALA Jakub	USA	Int1:	23.12	(27)	I1-I2:	22.42	(29)	0.79		Sp1:	99.76	(12)
			Int2:	45.54	(27)	I2-I3:	14.39	(22)	1.49				
			Int3:	59.93	(26)	I3-Fin:	20.86	(32)	1.59				
			Fin:	1:20.79	(26)				1.96	47.31	Avg.:	86.89	
59	ZUEGER Daniel	SUI	Int1:	23.67	(47)	I1-I2:			1.34		Sp1:		
			Int2:			I2-I3:							
			Int3:			I3-Fin:							
			Fin:	DNF							Avg.:		
60	BEAR Aj	AUS	Int1:	23.34	(29)	I1-I2:	22.84	(46)	1.01		Sp1:	88.88	(47)
			Int2:	46.18	(39)	I2-I3:	14.70	(44)	2.13				
			Int3:	1:00.88	(42)	I3-Fin:	20.68	(27)	2.54				
			Fin:	1:21.56	(37)				2.73	65.27	Avg.:	86.07	
61	BRANCH Craig	AUS	Int1:	24.35	(57)	I1-I2:			2.02		Sp1:		
			Int2:			I2-I3:							
			Int3:			I3-Fin:							
			Fin:	DNF							Avg.:		

LEGEND

Pos	Intermediate or Speed Position	Int1:	Intermediate 1	DNF	Did Not Finish	DNS	Did Not Start
Avg.	Average Speed for the race	Int2:	Intermediate 2	Sp1:	Speed Trap 1	Fin:	Finish
Dist(m)	Distance behind the first	Int3:	Intermediate 3				



FIS SKI WORLD CUP


FIS SKI WORLD CUP AFTER 2nd MEN'S SUPER-G SUPER-G FIS WCSL LIST

1 DEC 2002 Lake Louise (CAN)
8 DEC 2002 Vail - Beaver Creek (USA)

Number of Competitors: 60

Rank	FIS Code	Name	Nation	1	2	Base	- X	+ Y	= WCSL-SG
1	50024	EBERHARTER Stephan	AUT	100	16	550	157	116	509
2	510030	CUCHE Didier	SUI	60	100	426	122	160	464
3	420382	AAMODT Kjetil Andre	NOR	50	36	310	89	86	307
4	50182	STROBL Fritz	AUT	26	-	376	107	26	295
5	50124	SCHIFFERER Andreas	AUT	45	22	274	78	67	263
6	510727	DEFAGO Didier	SUI	16	50	242	69	66	239
7	291116	FATTORI Alessandro	ITA	22	-	294	84	22	232
8	50423	MAIER Hermann	AUT	-	-	294	84	-	210
9	50149	STROBL Josef	AUT	80	-	176	50	80	206
10	50043	FRANZ Werner	AUT	11	6	229	65	17	181
11	50451	GRUBER Christoph	AUT	5	9	229	65	14	178
12	350032	BUECHEL Marco	LIE	40	80	79	23	120	176
13	420470	KJUS Lasse	NOR	20	14	176	50	34	160
14	50360	KNAUSS Hans	AUT	-	29	156	45	29	140
15	500139	NYBERG Fredrik	SWE	-	24	158	45	24	137
16	50221	TRINKL Hannes	AUT	24	60	40	11	84	113
17	510767	HOFFMANN Ambrosi	SUI	15	45	72	21	60	111
18	510747	GRUENENFELDER Tobias	SUI	13	26	99	28	39	110
19	531040	RAHLVES Daron	USA	-	-	150	43	-	107
20	420911	SOLBAKKEN Bjarne	NOR	8	32	89	25	40	104
21	191116	DALCIN Pierre-Emmanuel	FRA	29	-	100	29	29	100
22	510001	ACCOLA Paul	SUI	-	-	117	33	-	84
23	500150	JAERBYN Patrik	SWE	-	13	95	27	13	81
24	532431	MILLER Bode	USA	36	40	2	1	76	77
25	50600	GOERGL Stephan	AUT	7	-	81	23	7	65
26	290255	GHEDINA Kristian	ITA	-	-	88	25	-	63
27	510035	CAVEGN Franco	SUI	32	18	14	4	50	60
28	50058	GREBER Christian	AUT	-	-	72	21	-	51
29	532028	VONN Thomas	USA	-	20	40	11	20	49
30	420681	SIVERTSEN Kenneth	NOR	9	16	31	9	25	47
31	510812	BELTRAMETTI Silvano	SUI	-	-	60	17	-	43
32	191415	BOTTOLLIER-LASQUIN M.	FRA	13	-	26	7	13	32
32	190945	FOURNIER-BIDOZ S.	FRA	-	7	35	10	7	32
34	50753	KROELL Klaus	AUT	-	-	43	12	-	31





FIS SKI WORLD CUP

FIS SKI WORLD CUP AFTER 2nd MEN'S SUPER-G SUPER-G FIS WCSL LIST

1 DEC 2002 Lake Louise (CAN)
8 DEC 2002 Vail - Beaver Creek (USA)

Number of Competitors: 60

Rank	FIS Code	Name	Nation	1	2	Base	- X	+ Y	= WCSL-SG
35	190314	SAIONI Christophe	FRA	-	12	25	7	12	30
36	560151	KOBLAR Jernej	SLO	-	10	26	7	10	29
37	292455	FILL Peter	ITA	1	11	22	6	12	28
38	420696	PAULSEN Lasse	NOR	2	-	31	9	2	24
39	200705	RAUFFER Max	GER	-	2	30	9	2	23
40	510145	LOCHER Steve	SUI	-	-	29	8	-	21
41	510478	KERNEN Bruno	SUI	10	-	14	4	10	20
42	292056	GUFLER Michael	ITA	15	-	6	2	15	19
42	50310	RZEHAK Peter	AUT	-	-	27	8	-	19
44	533131	SULLIVAN Marco	USA	18	-	-	-	18	18
45	560302	SPAROVEC Gregor	SLO	3	-	20	6	3	17
46	420830	GROENVOLD Audun	NOR	-	4	14	4	4	14
47	191115	CRETIER Claude	FRA	-	-	18	5	-	13
48	291389	FISCHNALLER Roland	ITA	4	-	10	3	4	11
49	200249	STANKALLA Stefan	GER	-	-	14	4	-	10
50	530703	SCHLOPY Erik	USA	-	9	-	-	9	9
51	290998	STAUDACHER Patrick	ITA	6	-	3	1	6	8
52	560332	JERMAN Andrej	SLO	-	3	4	1	3	6
53	530137	FIALA Jakub	USA	-	5	-	-	5	5
54	50761	ALSTER Christoph	AUT	-	-	4	1	-	3
54	191007	PICCARD Jeff	FRA	-	-	4	1	-	3
56	350041	HASLER Juergen	LIE	-	-	3	1	-	2
56	560298	REBERSAK Jernej	SLO	-	-	3	1	-	2
58	510207	HARI Konrad	SUI	-	1	-	-	1	1
58	290489	SELETTO Erik	ITA	-	-	2	1	-	1
58	421040	STRAND Stein Kristian	NOR	-	-	1	-	-	1

Number of Competitors per Nation until 60th position

AUT : 14	FRA : 6	GER : 2	ITA : 7	LIE : 2	NOR : 7
SLO : 4	SUI : 10	SWE : 2	USA : 6		

LEGEND

Base Last season WCSL points
X (Base / number of planned races in the current season) * number of completed races in the current season
Y WC points won in the current season
WCSL-SG World Cup Start List points for Super-G

08-12-2002 / Vail - Beaver Creek (USA) / 0430

Page 2/2

www.fis-ski.com

Generation Date: SUN 8 DEC 2002

Time: 12:56 Swatch Internet Time: @872

Document: 60A 1.0





FIS SKI WORLD CUP

FIS SKI WORLD CUP AFTER 2nd MEN'S SUPER-G OVERALL FIS WCSL LIST

Number of Competitors: 166

Rank	FIS Code	Name	Nation	WCSL	DH	SL	GS	SG	K
1	50024	EBERHARTER Stephan	AUT	1993	925 (1)	–	559 (1)	509 (1)	–
2	420382	AAMODT Kjetil Andre	NOR	1459	418 (3)	259 (10)	175 (17)	307 (3)	300 (1)
3	532431	MILLER Bode	USA	1178	68 (30)	509 (3)	364 (7)	77 (24)	160 (3)
4	510030	CUCHE Didier	SUI	1148	251 (12)	–	433 (5)	464 (2)	–
5	50182	STROBL Fritz	AUT	907	612 (2)	–	–	295 (4)	–
6	50423	MAIER Hermann	AUT	882	317 (7)	–	319 (8)	210 (8)	36 (14)
7	420470	KJUS Lasse	NOR	784	246 (15)	92 (23)	101 (22)	160 (13)	185 (2)
8	50625	RAICH Benjamin	AUT	715	–	203 (14)	452 (4)	–	60 (7)
9	380260	KOSTELIC Ivica	CRO	656	–	573 (1)	83 (25)	–	–
10	500139	NYBERG Fredrik	SWE	614	49 (36)	–	428 (6)	137 (15)	–
11	510727	DEFAGO Didier	SUI	555	83 (25)	–	183 (15)	239 (6)	50 (10)
11	191139	VIDAL Jean-Pierre	FRA	555	–	545 (2)	10 (50)	–	–
13	510318	VON GRUENIGEN Michael	SUI	536	–	65 (29)	471 (3)	–	–
14	50149	STROBL Josef	AUT	532	248 (14)	–	78 (26)	206 (9)	–
15	50221	TRINKL Hannes	AUT	511	398 (4)	–	–	113 (16)	–
16	190236	COVILI Frederic	FRA	507	–	–	507 (2)	–	–
17	50451	GRUBER Christoph	AUT	483	68 (30)	–	237 (10)	178 (11)	–
18	50271	SCHILCHEGGER Heinz	AUT	477	–	286 (6)	191 (12)	–	–
19	50547	SCHOENFELDER Rainer	AUT	454	–	389 (4)	15 (45)	–	50 (10)
20	50124	SCHIFFERER Andreas	AUT	448	63 (34)	–	122 (19)	263 (5)	–
21	50041	WALCHHOFER Michael	AUT	426	366 (5)	–	–	–	60 (7)
22	50043	FRANZ Werner	AUT	418	237 (16)	–	–	181 (10)	–
23	290255	GHEDINA Kristian	ITA	416	317 (7)	–	–	63 (26)	36 (14)
24	510035	CAVEGN Franco	SUI	407	347 (6)	–	–	60 (27)	–
25	510767	HOFFMANN Ambrosi	SUI	406	295 (10)	–	–	111 (17)	–
26	50058	GREBER Christian	AUT	358	307 (9)	–	–	51 (28)	–
27	50360	KNAUSS Hans	AUT	350	63 (34)	–	147 (18)	140 (14)	–
28	291641	SULZENBACHER Kurt	ITA	343	285 (11)	–	–	–	58 (9)
29	291116	FATTORI Alessandro	ITA	318	66 (33)	–	–	232 (7)	20 (23)
30	560154	KUNC Mitja	SLO	293	–	293 (5)	–	–	–
31	180251	PALANDER Kalle	FIN	287	–	272 (8)	15 (45)	–	–
32	50004	ALBRECHT Kilian	AUT	285	–	261 (9)	–	–	24 (21)
33	531040	RAHLVES Daron	USA	278	161 (21)	–	10 (50)	107 (19)	–
34	290478	ROCCA Giorgio	ITA	273	–	273 (7)	–	–	–
35	50310	RZEHAK Peter	AUT	270	251 (12)	–	–	19 (42)	–
36	292000	BLARDONE Massimiliano	ITA	261	–	–	261 (9)	–	–

08-12-2002 / Vail - Beaver Creek (USA) / 0430

Page 1/5


www.fis-ski.com

Generation Date: SUN 8 DEC 2002

Time: 12:56 Swatch Internet Time: @872

Document: 60B 1.0

swatch® 



FIS SKI WORLD CUP

FIS SKI WORLD CUP AFTER 2nd MEN'S SUPER-G OVERALL FIS WCSL LIST

Number of Competitors: 166

Rank	FIS Code	Name	Nation	WCSL	DH	SL	GS	SG	K
37	50707	MATT Mario	AUT	259	–	243 (12)	16 (41)	–	–
38	420069	BURAAS Hans-Petter	NOR	247	–	247 (11)	–	–	–
39	50753	KROELL Klaus	AUT	246	215 (17)	–	–	31 (34)	–
40	190012	AMIEZ Sebastien	FRA	239	–	239 (13)	–	–	–
41	350032	BUECHEL Marco	LIE	238	33 (42)	–	29 (36)	176 (12)	–
42	420911	SOLBAKKEN Bjarne	NOR	234	37 (40)	–	93 (23)	104 (20)	–
43	510478	KERNEN Bruno	SUI	222	202 (18)	–	–	20 (41)	–
44	191116	DALCIN Pierre-Emmanuel	FRA	212	112 (23)	–	–	100 (21)	–
45	180212	UOTILA Sami	FIN	211	–	–	211 (11)	–	–
46	190915	BOURGEAT Pierrick	FRA	201	–	201 (15)	–	–	–
47	201189	ECKERT Florian	GER	198	198 (19)	–	–	–	–
48	420328	STIANSEN Tom	NOR	197	–	197 (16)	–	–	–
49	510001	ACCOLA Paul	SUI	196	21 (49)	–	6 (55)	84 (22)	85 (4)
50	191115	CRETIER Claude	FRA	194	181 (20)	–	–	13 (47)	–
50	560033	KOSIR Jure	SLO	194	–	180 (17)	14 (48)	–	–
52	50126	MAYER Christian	AUT	190	–	–	190 (13)	–	–
53	190677	CHENAL Joel	FRA	189	–	–	189 (14)	–	–
53	190930	DENERIAZ Antoine	FRA	189	160 (22)	–	–	–	29 (19)
55	510747	GRUENENFELDER Tobias	SUI	184	7 (64)	–	67 (28)	110 (18)	–
56	190707	MILLET Vincent	FRA	180	–	–	180 (16)	–	–
57	50624	PRANGER Manfred	AUT	177	–	177 (18)	–	–	–
58	500656	LARSSON Markus	SWE	168	–	168 (19)	–	–	–
59	100115	GRANDI Thomas	CAN	163	–	50 (36)	113 (21)	–	–
60	560230	GRUBELNIK Drago	SLO	155	–	155 (20)	–	–	–
61	530703	SCHLOPY Erik	USA	152	–	75 (27)	68 (27)	9 (50)	–
62	420681	SIVERTSEN Kenneth	NOR	135	80 (26)	–	8 (53)	47 (30)	–
63	101895	ROY Jean-Philippe	CAN	130	–	62 (31)	36 (32)	–	32 (18)
64	190945	FOURNIER-BIDOZ Sebastien	FRA	126	94 (24)	–	–	32 (32)	–
65	420148	KARLSEN Truls Ove	NOR	121	–	121 (21)	–	–	–
66	500150	JAERBYN Patrik	SWE	120	39 (39)	–	–	81 (23)	–
67	560050	PAVLOVCIC Uros	SLO	115	–	–	115 (20)	–	–
68	560332	JERMAN Andrej	SLO	103	15 (52)	–	–	6 (52)	82 (5)
69	150571	HAYER Stanley	CZE	96	–	30 (48)	–	–	66 (6)
69	510577	IMBODEN Urs	SUI	96	–	96 (22)	–	–	–
71	291768	ROBERTO Alessandro	ITA	93	–	–	93 (23)	–	–
72	531557	KNIGHT Chip	USA	92	–	92 (23)	–	–	–

08-12-2002 / Vail - Beaver Creek (USA) / 0430

Page 2/5

www.fis-ski.com

Generation Date: SUN 8 DEC 2002

Time: 12:56 Swatch Internet Time: @872

Document: 60B 1.0

swatch® 



FIS SKI WORLD CUP

FIS SKI WORLD CUP AFTER 2nd MEN'S SUPER-G OVERALL FIS WCSL LIST

Number of Competitors: 166

Rank	FIS Code	Name	Nation	WCSL	DH	SL	GS	SG	K
73	420059	FURUSETH Ole Christian	NOR	89	–	89 (25)	–	–	–
73	560151	KOBLAR Jernej	SLO	89	–	–	31 (33)	29 (36)	29 (19)
75	291389	FISCHNALLER Roland	ITA	88	77 (27)	–	–	11 (48)	–
76	533131	SULLIVAN Marco	USA	85	67 (32)	–	–	18 (44)	–
77	50600	GOERGL Stephan	AUT	81	–	–	16 (41)	65 (25)	–
78	420556	STRAND NILSEN Harald Chr.	NOR	80	–	80 (26)	–	–	–
79	510756	VON WEISSENFLUH Rolf	SUI	76	76 (28)	–	–	–	–
80	190278	LLORACH Gaetan	FRA	75	–	30 (48)	–	–	45 (12)
81	560089	MLEKUZ Rene	SLO	74	–	74 (28)	–	–	–
82	532028	VONN Thomas	USA	72	–	–	23 (38)	49 (29)	–
83	290117	CATTANEO Luca	ITA	69	69 (29)	–	–	–	–
84	201240	EBERLE Markus	GER	65	–	65 (29)	–	–	–
85	50688	MARINAC Martin	AUT	64	–	46 (39)	18 (40)	–	–
86	191415	BOTTOLIER–LASQUIN Marc	FRA	62	30 (43)	–	–	32 (32)	–
86	560371	DRAGSIC Mitja	SLO	62	–	62 (31)	–	–	–
88	420830	GROENVOLD Audun	NOR	59	45 (37)	–	–	14 (46)	–
89	291421	RIEDER Arnold	ITA	58	–	–	58 (29)	–	–
90	560302	SPAROVEC Gregor	SLO	57	40 (38)	–	–	17 (45)	–
91	50473	SEER Florian	AUT	56	–	31 (46)	25 (37)	–	–
92	291469	ZARDINI Edoardo	ITA	55	–	55 (33)	–	–	–
93	430281	BACHLEDA Andrzej	POL	54	–	54 (34)	–	–	–
93	560056	VRHOVNIK Matjaz	SLO	54	–	54 (34)	–	–	–
95	220044	BAXTER Alain	GBR	49	–	49 (37)	–	–	–
95	350007	GANAHL Markus	LIE	49	–	49 (37)	–	–	–
97	290998	STAUDACHER Patrick	ITA	47	3 (68)	–	–	8 (51)	36 (14)
98	292120	SIMONCELLI Davide	ITA	44	–	4 (63)	40 (31)	–	–
99	510812	BELTRAMETTI Silvano	SUI	43	–	–	–	43 (31)	–
99	532497	ROTHROCK Tom	USA	43	–	43 (40)	–	–	–
101	290023	BERGAMELLI Giancarlo	ITA	42	–	42 (41)	–	–	–
101	510145	LOCHER Steve	SUI	42	11 (55)	–	10 (50)	21 (40)	–
101	200705	RAUFFER Max	GER	42	19 (50)	–	–	23 (39)	–
104	532188	SPENCER Dane	USA	41	–	–	41 (30)	–	–
104	421040	STRAND Stein Kristian	NOR	41	–	–	–	1 (58)	40 (13)
106	510638	CASANOVA Marco	SUI	40	–	40 (42)	–	–	–
106	191425	TISSOT Stephane	FRA	40	–	40 (42)	–	–	–
108	300804	MINAGAWA Kentaro	JPN	39	–	39 (44)	–	–	–

08-12-2002 / Vail - Beaver Creek (USA) / 0430

Page 3/5

www.fis-ski.com

Generation Date: SUN 8 DEC 2002

Time: 12:56 Swatch Internet Time: @872

Document: 60B 1.0

swatch® 



FIS SKI WORLD CUP

FIS SKI WORLD CUP AFTER 2nd MEN'S SUPER-G OVERALL FIS WCSL LIST

Number of Competitors: 166

Rank	FIS Code	Name	Nation	WCSL	DH	SL	GS	SG	K
109	190314	SAIONI Christophe	FRA	37	-	-	7 (54)	30 (35)	-
110	290214	NANA Matteo	ITA	36	-	-	-	-	36 (14)
111	530240	FLEISCHER Chad	USA	34	34 (41)	-	-	-	-
111	290578	WEISS Angelo	ITA	34	-	34 (45)	-	-	-
113	191007	PICCARD Jeff	FRA	33	-	-	30 (35)	3 (54)	-
114	290693	PLONER Alexander	ITA	31	-	-	31 (33)	-	-
114	530667	PUCKETT P Casey	USA	31	-	31 (46)	-	-	-
116	50695	BUDER Andreas	AUT	30	30 (43)	-	-	-	-
116	510476	HERRMANN Markus	SUI	30	30 (43)	-	-	-	-
118	292455	FILL Peter	ITA	29	1 (71)	-	-	28 (37)	-
119	560187	PEN Peter	SLO	26	26 (46)	-	-	-	-
120	50831	GRAGGABER Thomas	AUT	24	24 (47)	-	-	-	-
120	420696	PAULSEN Lasse	NOR	24	-	-	-	24 (38)	-
120	291404	PERATHONER Alan	ITA	24	-	24 (50)	-	-	-
123	292250	SCHIEPPATI Alberto	ITA	23	-	-	23 (38)	-	-
123	290489	SELETTO Erik	ITA	23	22 (48)	-	-	1 (58)	-
125	150149	ZAKOURIL Borek	CZE	22	-	-	-	-	22 (22)
126	510890	ZURBRIGGEN Silvan	SUI	20	-	20 (51)	-	-	-
127	292056	GUFLER Michael	ITA	19	-	-	-	19 (42)	-
128	530137	FIALA Jakub	USA	18	13 (53)	-	-	5 (53)	-
128	480031	FILISCHKIN Andrej	RUS	18	-	-	-	-	18 (24)
130	50482	HOLZKNECHT Norbert	AUT	17	17 (51)	-	-	-	-
131	191227	BURTIN Raphael	FRA	16	-	-	16 (41)	-	-
131	291471	COGOLI Patrick	ITA	16	-	-	16 (41)	-	-
131	220030	GREEN Ross	GBR	16	-	-	-	-	16 (25)
134	530113	GROS Sacha	USA	15	-	15 (52)	-	-	-
134	290705	HOLZER Patrick	ITA	15	-	-	15 (45)	-	-
134	191459	LIZEROUX Julien	FRA	15	-	15 (52)	-	-	-
134	560115	MIKLAVC Andrej	SLO	15	-	15 (52)	-	-	-
134	533866	NYMAN Steven	USA	15	-	15 (52)	-	-	-
134	560355	VALENCIC Mitja	SLO	15	-	15 (52)	-	-	-
140	190097	BURTIN Nicolas	FRA	13	13 (53)	-	-	-	-
140	510278	DEFAGO Daniel	SUI	13	-	13 (57)	-	-	-
142	50171	SALZGEBER Rainer	AUT	12	-	-	12 (49)	-	-
142	200249	STANKALLA Stefan	GER	12	2 (69)	-	-	10 (49)	-
142	200251	VOGL Alois	GER	12	-	12 (58)	-	-	-



FIS SKI WORLD CUP

FIS SKI WORLD CUP AFTER 2nd MEN'S SUPER-G OVERALL FIS WCSL LIST

Number of Competitors: 166

Rank	FIS Code	Name	Nation	WCSL	DH	SL	GS	SG	K
145	510765	COLLENBERG Claudio	SUI	11	11 (55)	-	-	-	-
145	50595	EGGER Pierre	AUT	11	-	11 (59)	-	-	-
147	291990	BERBENNI Matteo	ITA	10	10 (57)	-	-	-	-
147	510051	GRUENENFELDER Juerg	SUI	10	10 (57)	-	-	-	-
147	101139	MC BEATH Darin	CAN	10	10 (57)	-	-	-	-
147	100465	PODIVINSKY Ed	CAN	10	10 (57)	-	-	-	-
151	40170	BEAR Aj	AUS	8	8 (61)	-	-	-	-
151	290383	GALLI Lorenzo	ITA	8	8 (61)	-	-	-	-
151	560419	SKERBINEK Primoz	SLO	8	8 (61)	-	-	-	-
154	50213	SYKORA Thomas	AUT	7	-	7 (60)	-	-	-
155	532490	MACARTNEY Scott	USA	6	6 (65)	-	-	-	-
155	180121	MARILA Mika	FIN	6	-	6 (61)	-	-	-
157	191640	ANSELMET Alexandre	FRA	5	-	5 (62)	-	-	-
157	191746	DE TESSIERES Gauthier	FRA	5	-	-	5 (56)	-	-
157	220228	MICKEL Finlay	GBR	5	5 (66)	-	-	-	-
157	510344	ZUEGER Daniel	SUI	5	5 (66)	-	-	-	-
161	510715	GEISSER Thomas	SUI	4	-	4 (63)	-	-	-
162	50761	ALSTER Christoph	AUT	3	-	-	-	3 (54)	-
163	191591	BERTRAND Yannick	FRA	2	2 (69)	-	-	-	-
163	350041	HASLER Juergen	LIE	2	-	-	-	2 (56)	-
163	560298	REBERSAK Jernej	SLO	2	-	-	-	2 (56)	-
166	510207	HARI Konrad	SUI	1	-	-	-	1 (58)	-

LEGEND

GS Giant Slalom points **SG** Super-G points **DH** Downhill points **WCSL** Overall points **SL** Slalom points
K Combined points

08-12-2002 / Vail - Beaver Creek (USA) / 0430

Page 5/5


www.fis-ski.com

Generation Date: SUN 8 DEC 2002

Time: 12:56 Swatch Internet Time: @872

Document: 60B 1.0

swatch[®] 




FIS SKI WORLD CUP

FIS SKI WORLD CUP AFTER 2nd MEN'S SUPER-G SUPER-G FIS WORLD CUP STANDINGS

Number of Competitors: 43

1 DEC 2002 Lake Louise (CAN)
8 DEC 2002 Vail - Beaver Creek (USA)

Rank	FIS Code	Name	Nation	1	2	WC-SG Diff.
1	510030	CUCHE Didier	SUI	60	100	160
2	350032	BUECHEL Marco	LIE	40	80	120 - 40
3	50024	EBERHARTER Stephan	AUT	100	16	116 - 44
4	420382	AAMODT Kjetil Andre	NOR	50	36	86 - 74
5	50221	TRINKL Hannes	AUT	24	60	84 - 76
6	50149	STROBL Josef	AUT	80	-	80 - 80
7	532431	MILLER Bode	USA	36	40	76 - 84
8	50124	SCHIFFERER Andreas	AUT	45	22	67 - 93
9	510727	DEFAGO Didier	SUI	16	50	66 - 94
10	510767	HOFFMANN Ambrosi	SUI	15	45	60 - 100
11	510035	CAVEGN Franco	SUI	32	18	50 - 110
12	420911	SOLBAKKEN Bjarne	NOR	8	32	40 - 120
13	510747	GRUENENFELDER Tobias	SUI	13	26	39 - 121
14	420470	KJUS Lasse	NOR	20	14	34 - 126
15	191116	DALCIN Pierre-Emmanuel	FRA	29	-	29 - 131
15	50360	KNAUSS Hans	AUT	-	29	29 - 131
17	50182	STROBL Fritz	AUT	26	-	26 - 134
18	420681	SIVERTSEN Kenneth	NOR	9	16	25 - 135
19	500139	NYBERG Fredrik	SWE	-	24	24 - 136
20	291116	FATTORI Alessandro	ITA	22	-	22 - 138
21	532028	VONN Thomas	USA	-	20	20 - 140
22	533131	SULLIVAN Marco	USA	18	-	18 - 142
23	50043	FRANZ Werner	AUT	11	6	17 - 143
24	292056	GUFLER Michael	ITA	15	-	15 - 145
25	50451	GRUBER Christoph	AUT	5	9	14 - 146
26	191415	BOTTOLLIER-LASQUIN M.	FRA	13	-	13 - 147
26	500150	JAERBYN Patrik	SWE	-	13	13 - 147
28	292455	FILL Peter	ITA	1	11	12 - 148
28	190314	SAIONI Christophe	FRA	-	12	12 - 148
30	510478	KERNEN Bruno	SUI	10	-	10 - 150
30	560151	KOBLAR Jernej	SLO	-	10	10 - 150
32	530703	SCHLOPY Erik	USA	-	9	9 - 151
33	190945	FOURNIER-BIDOZ S.	FRA	-	7	7 - 153
33	50600	GOERGL Stephan	AUT	7	-	7 - 153



FIS SKI WORLD CUP

FIS SKI WORLD CUP AFTER 2nd MEN'S SUPER-G SUPER-G FIS WORLD CUP STANDINGS

Number of Competitors: 43

1 DEC 2002 Lake Louise (CAN)
8 DEC 2002 Vail - Beaver Creek (USA)

Rank	FIS Code	Name	Nation	1	2	WC-SG Diff.
35	290998	STAUDACHER Patrick	ITA	6	-	6 - 154
36	530137	FIALA Jakub	USA	-	5	5 - 155
37	291389	FISCHNALLER Roland	ITA	4	-	4 - 156
37	420830	GROENVOLD Audun	NOR	-	4	4 - 156
39	560332	JERMAN Andrej	SLO	-	3	3 - 157
39	560302	SPAROVEC Gregor	SLO	3	-	3 - 157
41	420696	PAULSEN Lasse	NOR	2	-	2 - 158
41	200705	RAUFFER Max	GER	-	2	2 - 158
43	510207	HARI Konrad	SUI	-	1	1 - 159

LEGEND

WC-SG World Cup points for Super-G Diff. Points Difference

08-12-2002 / Vail - Beaver Creek (USA) / 0430

Page 2/2


www.fis-ski.com

Generation Date: SUN 8 DEC 2002

Time: 12:56 Swatch Internet Time: @872

Document: 25 1.0

swatch[®] 



FIS SKI WORLD CUP

FIS SKI WORLD CUP AFTER 2nd MEN'S SUPER-G OVERALL FIS WORLD CUP STANDINGS

Number of Competitors: 98

Rank	FIS Code	Name	Nation	Points	DH	SL	GS	SG	K
					2 races	1 race	2 races	2 races	
1	50024	EBERHARTER Stephan	AUT	448	200 (1)	–	132 (2)	116 (3)	–
2	510030	CUCHE Didier	SUI	282	54 (8)	–	68 (7)	160 (1)	–
3	420382	AAMODT Kjetil Andre	NOR	244	96 (4)	12 (19)	50 (10)	86 (4)	–
4	50221	TRINKL Hannes	AUT	190	106 (3)	–	–	84 (5)	–
5	532431	MILLER Bode	USA	189	68 (6)	–	45 (11)	76 (7)	–
6	510727	DEFAGO Didier	SUI	172	53 (9)	–	53 (9)	66 (9)	–
7	350032	BUECHEL Marco	LIE	165	33 (16)	–	12 (30)	120 (2)	–
8	510318	VON GRUENIGEN Michael	SUI	160	–	–	160 (1)	–	–
9	50149	STROBL Josef	AUT	150	50 (10)	–	20 (21)	80 (6)	–
10	50182	STROBL Fritz	AUT	121	95 (5)	–	–	26 (17)	–
11	50625	RAICH Benjamin	AUT	120	–	60 (3)	60 (8)	–	–
11	50041	WALCHHOFER Michael	AUT	120	120 (2)	–	–	–	–
13	50547	SCHOENFELDER Rainer	AUT	115	–	100 (1)	15 (26)	–	–
14	50124	SCHIFFERER Andreas	AUT	112	16 (23)	–	29 (18)	67 (8)	–
15	190236	COVILI Frederic	FRA	109	–	–	109 (3)	–	–
16	500139	NYBERG Fredrik	SWE	106	2 (39)	–	80 (6)	24 (19)	–
17	510767	HOFFMANN Ambrosi	SUI	101	41 (13)	–	–	60 (10)	–
18	50126	MAYER Christian	AUT	90	–	–	90 (4)	–	–
19	292000	BLARDONE Massimiliano	ITA	86	–	–	86 (5)	–	–
20	190915	BOURGAT Pierrick	FRA	80	–	80 (2)	–	–	–
21	510035	CAVEGN Franco	SUI	79	29 (19)	–	–	50 (11)	–
22	50360	KNAUSS Hans	AUT	70	4 (35)	–	37 (13)	29 (15)	–
23	531040	RAHLVES Daron	USA	67	67 (7)	–	–	–	–
24	510747	GRUENENFELDER Tobias	SUI	66	7 (32)	–	20 (21)	39 (13)	–
25	50271	SCHILCHEGGER Heinz	AUT	59	–	26 (10)	33 (15)	–	–
26	530703	SCHLOPY Erik	USA	58	–	4 (27)	45 (11)	9 (32)	–
26	533131	SULLIVAN Marco	USA	58	40 (14)	–	–	18 (22)	–
28	50043	FRANZ Werner	AUT	56	39 (15)	–	–	17 (23)	–
29	420911	SOLBAKKEN Bjarne	NOR	54	–	–	14 (27)	40 (12)	–
30	50624	PRANGER Manfred	AUT	50	–	50 (4)	–	–	–
31	50451	GRUBER Christoph	AUT	49	–	–	35 (14)	14 (25)	–
32	420470	KJUS Lasse	NOR	47	–	–	13 (29)	34 (14)	–
33	100115	GRANDI Thomas	CAN	46	–	16 (15)	30 (17)	–	–
34	420148	KARLSEN Truls Ove	NOR	45	–	45 (5)	–	–	–
34	191139	VIDAL Jean-Pierre	FRA	45	–	40 (6)	5 (36)	–	–
36	50753	KROELL Klaus	AUT	44	44 (11)	–	–	–	–

08-12-2002 / Vail - Beaver Creek (USA) / 0430

Page 1/3

www.fis-ski.com

Generation Date: SUN 8 DEC 2002

Time: 12:56 Swatch Internet Time: @872

Document: 25 1.0

swatch® 



FIS SKI WORLD CUP

FIS SKI WORLD CUP AFTER 2nd MEN'S SUPER-G OVERALL FIS WORLD CUP STANDINGS

Number of Competitors: 98

Rank	FIS Code	Name	Nation	Points	DH 2 races	SL 1 race	GS 2 races	SG 2 races	K
36	50310	RZEHAK Peter	AUT	44	44 (11)	–	–	–	–
38	50688	MARINAC Martin	AUT	40	–	22 (12)	18 (24)	–	–
39	420681	SIVERTSEN Kenneth	NOR	39	14 (25)	–	–	25 (18)	–
40	190945	FOURNIER-BIDOZ Sebastien	FRA	37	30 (17)	–	–	7 (33)	–
41	531557	KNIGHT Chip	USA	36	–	36 (7)	–	–	–
42	291116	FATTORI Alessandro	ITA	33	11 (26)	–	–	22 (20)	–
43	50004	ALBRECHT Kilian	AUT	32	–	32 (8)	–	–	–
43	291421	RIEDER Arnold	ITA	32	–	–	32 (16)	–	–
45	191116	DALCIN Pierre-Emmanuel	FRA	31	2 (39)	–	–	29 (15)	–
46	50695	BUDER Andreas	AUT	30	30 (17)	–	–	–	–
46	510478	KERNEN Bruno	SUI	30	20 (21)	–	–	10 (30)	–
48	560371	DRAGSIC Mitja	SLO	29	–	29 (9)	–	–	–
49	560050	PAVLOVIC Uros	SLO	28	–	–	28 (19)	–	–
50	50831	GRAGGABER Thomas	AUT	24	24 (20)	–	–	–	–
50	560230	GRUBELNIK Drago	SLO	24	–	24 (11)	–	–	–
50	532028	VONN Thomas	USA	24	–	–	4 (38)	20 (21)	–
53	380260	KOSTELIC Ivica	CRO	23	–	18 (14)	5 (36)	–	–
54	190707	MILLET Vincent	FRA	22	–	–	22 (20)	–	–
55	190677	CHENAL Joel	FRA	20	–	–	20 (21)	–	–
55	510890	ZURBRIGGEN Silvan	SUI	20	–	20 (13)	–	–	–
57	560332	JERMAN Andrej	SLO	18	15 (24)	–	–	3 (39)	–
57	291641	SULZENBACHER Kurt	ITA	18	18 (22)	–	–	–	–
59	292120	SIMONCELLI Davide	ITA	16	–	–	16 (25)	–	–
60	420830	GROENVOLD Audun	NOR	15	11 (26)	–	–	4 (37)	–
60	292056	GUFLER Michael	ITA	15	–	–	–	15 (24)	–
60	500656	LARSSON Markus	SWE	15	–	15 (16)	–	–	–
63	560089	MLEKUZ Rene	SLO	14	–	14 (17)	–	–	–
63	291768	ROBERTO Alessandro	ITA	14	–	–	14 (27)	–	–
65	191415	BOTTOLLIER-LASQUIN Marc	FRA	13	–	–	–	13 (26)	–
65	530137	FIALA Jakub	USA	13	8 (30)	–	–	5 (36)	–
65	292455	FILL Peter	ITA	13	1 (41)	–	–	12 (28)	–
65	500150	JAERBYN Patrik	SWE	13	–	–	–	13 (26)	–
65	290478	ROCCA Giorgio	ITA	13	–	13 (18)	–	–	–
70	190314	SAIONI Christophe	FRA	12	–	–	–	12 (28)	–
71	190930	DENERIAZ Antoine	FRA	11	11 (26)	–	–	–	–
71	180251	PALANDER Kalle	FIN	11	–	11 (20)	–	–	–

08-12-2002 / Vail - Beaver Creek (USA) / 0430

Page 2/3


www.fis-ski.com

Generation Date: SUN 8 DEC 2002

Time: 12:56 Swatch Internet Time: @872

Document: 25 1.0

swatch® 



FIS SKI WORLD CUP

FIS SKI WORLD CUP AFTER 2nd MEN'S SUPER-G OVERALL FIS WORLD CUP STANDINGS

Number of Competitors: 98

Rank	FIS Code	Name	Nation	Points	DH 2 races	SL 1 race	GS 2 races	SG 2 races	K
73	291389	FISCHNALLER Roland	ITA	10	6 (33)	–	–	4 (37)	–
73	560151	KOBLAR Jernej	SLO	10	–	–	–	10 (30)	–
73	532497	ROTHROCK Tom	USA	10	–	10 (21)	–	–	–
73	292250	SCHIEPPATI Alberto	ITA	10	–	–	10 (31)	–	–
73	50473	SEER Florian	AUT	10	–	10 (21)	–	–	–
78	290117	CATTANEO Luca	ITA	9	9 (29)	–	–	–	–
78	532188	SPENCER Dane	USA	9	–	–	9 (32)	–	–
80	40170	BEAR Aj	AUS	8	8 (30)	–	–	–	–
80	420556	STRAND NILSEN Harald Chr.	NOR	8	–	8 (23)	–	–	–
82	50600	GOERGL Stephan	AUT	7	–	–	–	7 (33)	–
82	101895	ROY Jean-Philippe	CAN	7	–	–	7 (33)	–	–
82	420328	STIANSEN Tom	NOR	7	–	7 (24)	–	–	–
85	290705	HOLZER Patrick	ITA	6	–	–	6 (34)	–	–
85	510577	IMBODEN Urs	SUI	6	–	6 (25)	–	–	–
85	560302	SPAROVEC Gregor	SLO	6	3 (37)	–	–	3 (39)	–
85	290998	STAUDACHER Patrick	ITA	6	–	–	–	6 (35)	–
85	180212	UOTILA Sami	FIN	6	–	–	6 (34)	–	–
90	190012	AMIEZ Sebastien	FRA	5	–	5 (26)	–	–	–
90	190097	BURTIN Nicolas	FRA	5	5 (34)	–	–	–	–
92	191115	CRETIER Claude	FRA	4	4 (35)	–	–	–	–
92	290693	PLONER Alexander	ITA	4	–	–	4 (38)	–	–
94	510638	CASANOVA Marco	SUI	3	–	3 (28)	–	–	–
94	510344	ZUEGER Daniel	SUI	3	3 (37)	–	–	–	–
96	420696	PAULSEN Lasse	NOR	2	–	–	–	2 (41)	–
96	200705	RAUFFER Max	GER	2	–	–	–	2 (41)	–
98	510207	HARI Konrad	SUI	1	–	–	–	1 (43)	–

LEGEND

GS Giant Slalom points SG Super-G points DH Downhill points Points Overall points SL Slalom points
K Combined points

08-12-2002 / Vail - Beaver Creek (USA) / 0430

Page 3/3


www.fis-ski.com

Generation Date: SUN 8 DEC 2002

Time: 12:56 Swatch Internet Time: @872

Document: 25 1.0





FIS SKI WORLD CUP

FIS SKI WORLD CUP AFTER 2nd MEN'S SUPER-G MEN FIS NATION CUP

Number of Nations: 14

Place	Nation	Points	Diff.	DH	SL	GS	SG	K
1	AUT Austria	1981		772	300	469	440	-
2	SUI Switzerland	923	- 1058	207	29	301	386	-
3	USA United States of America	464	- 1517	183	50	103	128	-
4	NOR Norway	461	- 1520	121	72	77	191	-
5	FRA France	394	- 1587	52	125	156	61	-
6	ITA Italy	285	- 1696	45	13	168	59	-
7	LIE Liechtenstein	165	- 1816	33	-	12	120	-
8	SWE Sweden	134	- 1847	2	15	80	37	-
9	SLO Slovenia	129	- 1852	18	67	28	16	-
10	CAN Canada	53	- 1928	-	16	37	-	-
11	CRO Croatia	23	- 1958	-	18	5	-	-
12	FIN Finland	17	- 1964	-	11	6	-	-
13	AUS Australia	8	- 1973	8	-	-	-	-
14	GER Germany	2	- 1979	-	-	-	2	-



FIS SKI WORLD CUP

FIS SKI WORLD CUP AFTER 2nd MEN'S SUPER-G FIS OVERALL NATION CUP

Number of Nations: 18

Place	Nation	Overall			DH Points			SL Points			GS Points			SG Points			K Points		
		M+W	M	W	M+W	M	W	M+W	M	W	M+W	M	W	M+W	M	W	M+W	M	W
1	AUT	3056	1981	1075	1062	772	290	591	300	291	784	469	315	619	440	179	-	-	-
2	SUI	1584	923	661	455	207	248	162	29	133	439	301	138	528	386	142	-	-	-
3	USA	1048	464	584	428	183	245	109	50	59	158	103	55	353	128	225	-	-	-
4	FRA	992	394	598	306	52	254	305	125	180	205	156	49	176	61	115	-	-	-
5	ITA	791	285	506	94	45	49	94	13	81	247	168	79	356	59	297	-	-	-
6	NOR	652	461	191	121	121	-	113	72	41	227	77	150	191	191	-	-	-	-
7	GER	638	2	636	239	-	239	127	-	127	38	-	38	234	2	232	-	-	-
8	SWE	501	134	367	2	2	-	202	15	187	252	80	172	45	37	8	-	-	-
9	CRO	479	23	456	42	-	42	224	18	206	97	5	92	116	-	116	-	-	-
10	SLO	397	129	268	74	18	56	118	67	51	162	28	134	43	16	27	-	-	-
11	LIE	265	165	100	33	33	-	-	-	-	112	12	100	120	120	-	-	-	-
12	CAN	257	53	204	18	-	18	23	16	7	115	37	78	101	-	101	-	-	-
13	FIN	84	17	67	-	-	-	49	11	38	35	6	29	-	-	-	-	-	-
14	ESP	73	-	73	-	-	-	7	-	7	66	-	66	-	-	-	-	-	-
15	NZL	20	-	20	-	-	-	20	-	20	-	-	-	-	-	-	-	-	-
16	GBR	9	-	9	-	-	-	9	-	9	-	-	-	-	-	-	-	-	-
17	AUS	8	8	-	8	8	-	-	-	-	-	-	-	-	-	-	-	-	-
18	RUS	2	-	2	-	-	-	-	-	-	2	-	2	-	-	-	-	-	-