

**AUDI FIS SKI WORLD CUP**

3rd MEN'S SUPER-G

LIST OF COMPETITORS BY FIS POINTS

Number of Competitors: 66

FIS Code	Name	Nation	FIS Points
510030	CUCHE Didier	SUI	1.44
50182	STROBL Fritz	AUT	2.02
420382	AAMODT Kjetil Andre	NOR	2.79
50124	SCHIFFERER Andreas	AUT	3.21
510727	DEFAGO Didier	SUI	3.58
50043	FRANZ Werner	AUT	3.73
50451	GRUBER Christoph	AUT	3.73
50149	STROBL Josef	AUT	4.35
420470	KJUS Lasse	NOR	4.35
500139	NYBERG Fredrik	SWE	4.56
50360	KNAUSS Hans	AUT	4.58
531040	RAHLVES Daron	USA	4.65
191116	DALCIN Pierre-Emmanuel	FRA	5.23
510747	GRUENENFELDER Tobias	SUI	5.25
500150	JAERBYN Patrik	SWE	5.29
420911	SOLBAKKEN Bjarne	NOR	5.36
290255	GHEDINA Kristian	ITA	5.37
350032	BUECHEL Marco	LIE	5.48
510767	HOFFMANN Ambrosi	SUI	5.56
50753	KROELL Klaus	AUT	5.90
50221	TRINKL Hannes	AUT	5.93
532028	VONN Thomas	USA	5.93
190945	FOURNIER-BIDOZ Sebastien	FRA	5.99
420696	PAULSEN Lasse	NOR	6.00
420830	GROENVOLD Audun	NOR	6.00
200249	STANKALLA Stefan	GER	6.00
50742	REICHELTHANNES Hannes	AUT	9.30
290998	STAUDACHER Patrick	ITA	9.49
191115	CRETIER Claude	FRA	9.89
191415	BOTTOLLIER-LASQUIN Marc	FRA	11.33
291641	SULZENBACHER Kurt	ITA	11.42
510051	GRUENENFELDER Juerg	SUI	11.55
190314	SAIONI Christophe	FRA	11.55
291389	FISCHNALLER Roland	ITA	15.66
292056	GUFLER Michael	ITA	16.08
510035	CAVEGN Franco	SUI	16.65

**AUDI FIS SKI WORLD CUP**

3rd MEN'S SUPER-G

LIST OF COMPETITORS BY FIS POINTS

Number of Competitors: 66

FIS Code	Name	Nation	FIS Points
560302	SPAROVEC Gregor	SLO	17.07
510478	KERNEN Bruno	SUI	17.37
560419	SKERBINEK Primož	SLO	17.38
560151	KOBLAR Jernej	SLO	18.22
533131	SULLIVAN Marco	USA	18.47
560332	JERMAN Andrej	SLO	19.25
200705	RAUFFER Max	GER	19.61
532431	MILLER Bode	USA	20.06
420681	SIVERTSEN Kenneth	NOR	20.42
292455	FILL Peter	ITA	21.64
510207	HARI Konrad	SUI	21.70
101330	GIANNELLI Mike	CAN	22.86
291210	GROS Giorgio	ITA	24.22
101850	HUME Jeff	CAN	24.50
530703	SCHLOPY Erik	USA	24.87
102263	GUAY Erik	CAN	25.08
191591	BERTRAND Yannick	FRA	26.95
560187	PEN Peter	SLO	26.97
421328	SVINDAL Aksel Lund	NOR	27.59
170050	ALBERTSEN Johnny	DAN	28.13
220228	MICKEL Finlay	GBR	28.27
291421	RIEDER Arnold	ITA	28.40
101375	LAVOIE Vincent	CAN	30.73
710223	BECIRBEGOVIC Enis	BIH	31.60
530137	FIALA Jakub	USA	31.73
190930	DENERIAZ Antoine	FRA	33.87
510756	VON WEISSENFLOH Rolf	SUI	42.96
480535	CHESTAKOV Pavel	RUS	43.01
50041	WALCHHOFER Michael	AUT	48.66
40170	BEAR Aj	AUS	50.05



AUDI FIS SKI WORLD CUP
3rd MEN'S SUPER-G
ALPHABETICAL LIST OF COMPETITORS



Number of Competitors: 66

Nation	FIS Code	Name	FIS Points (October 2002 List)							
			DH		SL		GS		SG	
AUS	40170	BEAR Aj	31.19	(114)	92.87	(1848)	30.54	(250)	50.05	(273)
AUT	50043	FRANZ Werner	4.74	(14)	–		19.08	(94)	3.73	(9)
	50451	GRUBER Christoph	5.91	(26)	85.11	(1618)	3.40	(10)	3.73	(9)
	50360	KNAUSS Hans	5.99	(30)	–		4.79	(17)	4.58	(14)
	50753	KROELL Klaus	4.99	(20)	141.82	(3332)	46.21	(555)	5.90	(27)
	50742	REICHELTH Hannes	20.79	(67)	30.28	(245)	21.16	(106)	9.30	(34)
	50124	SCHIFFERER Andreas	10.48	(37)	147.83	(3468)	5.04	(19)	3.21	(7)
	50182	STROBL Fritz	1.87	(2)	–		22.46	(115)	2.02	(3)
	50149	STROBL Josef	4.74	(14)	205.55	(4592)	5.57	(26)	4.35	(11)
	50221	TRINKL Hannes	3.90	(8)	–		30.92	(258)	5.93	(28)
	50041	WALCHHOFFER Michael	4.31	(11)	18.36	(102)	30.25	(245)	48.66	(256)
BIH	710223	BECIRBEGOVIC Enis	69.08	(334)	182.44	(4226)	28.55	(206)	31.60	(126)
CAN	101330	GIANNELLI Mike	35.16	(128)	56.87	(788)	28.31	(200)	22.86	(74)
	102263	GUAY Erik	21.67	(73)	28.58	(219)	23.56	(129)	25.08	(86)
	101850	HUME Jeff	27.11	(97)	78.46	(1407)	28.86	(214)	24.50	(84)
	101375	LAVOIE Vincent	39.15	(147)	27.24	(200)	27.95	(193)	30.73	(117)
DAN	170050	ALBERTSEN Johnny	65.96	(311)	82.38	(1526)	50.67	(661)	28.13	(98)
FRA	191591	BERTRAND Yannick	24.29	(87)	82.55	(1536)	33.03	(293)	26.95	(92)
	191415	BOTTOLLIER-LASQUIN Marc	19.79	(60)	48.16	(573)	58.71	(884)	11.33	(37)
	191115	CRETIER Claude	4.93	(19)	130.72	(3017)	39.04	(414)	9.89	(36)
	191116	DALCIN Pierre-Emmanuel	5.53	(22)	70.00	(1173)	28.86	(214)	5.23	(17)
	190930	DENERIAZ Antoine	5.18	(21)	106.00	(2256)	47.89	(602)	33.87	(140)
	190945	FOURNIER-BIDOZ Sebastien	5.95	(28)	84.71	(1606)	24.44	(140)	5.99	(30)
	190314	SAIONI Christophe	27.73	(102)	117.46	(2616)	12.62	(54)	11.55	(39)
GBR	220228	MICKEL Finlay	20.18	(64)	51.26	(649)	38.35	(401)	28.27	(99)
GER	200705	RAUFFER Max	15.16	(45)	–		42.67	(487)	19.61	(59)
	200249	STANKALLA Stefan	19.79	(60)	79.89	(1465)	31.59	(268)	6.00	(31)
ITA	292455	FILL Peter	21.19	(69)	28.58	(219)	17.75	(88)	21.64	(69)



AUDI FIS SKI WORLD CUP
3rd MEN'S SUPER-G
ALPHABETICAL LIST OF COMPETITORS



Number of Competitors: 66

Nation	FIS Code	Name	FIS Points (October 2002 List)							
			DH		SL		GS		SG	
ITA	291389	FISCHNALLER Roland	5.89	(25)	104.40	(2199)	36.54	(360)	15.66	(43)
	290255	GHEDINA Kristian	3.67	(5)	93.03	(1856)	50.57	(656)	5.37	(21)
	291210	GROS Giorgio	23.10	(79)	61.58	(931)	57.21	(843)	24.22	(82)
	292056	GUFLER Michael	33.80	(122)	49.24	(599)	11.34	(50)	16.08	(44)
	291421	RIEDER Arnold	44.38	(176)	45.68	(524)	9.17	(40)	28.40	(103)
	290998	STAUDACHER Patrick	7.96	(33)	54.97	(737)	49.09	(625)	9.49	(35)
	291641	SULZENBACHER Kurt	4.12	(9)	100.62	(2078)	73.25	(1364)	11.42	(38)
LIE	350032	BUECHEL Marco	47.89	(207)	65.51	(1052)	10.58	(46)	5.48	(23)
NOR	420382	AAMODT Kjetil Andre	3.62	(3)	3.73	(9)	4.56	(16)	2.79	(4)
	420830	GROENVOLD Audun	19.42	(58)	251.61	(4988)	24.34	(137)	6.00	(31)
	420470	KJUS Lasse	4.31	(11)	5.61	(21)	5.11	(20)	4.35	(11)
	420696	PAULSEN Lasse	26.29	(96)	74.66	(1291)	18.22	(89)	6.00	(31)
	420681	SIVERTSEN Kenneth	5.93	(27)	180.32	(4180)	14.35	(65)	20.42	(63)
	420911	SOLBAKKEN Bjarne	19.86	(62)	54.44	(722)	5.25	(23)	5.36	(20)
421328	SVINDAL Aksel Lund	26.00	(94)	15.92	(86)	17.24	(83)	27.59	(95)	
RUS	480535	CHESTAKOV Pavel	35.03	(127)	55.15	(742)	25.46	(152)	43.01	(212)
SLO	560332	JERMAN Andrej	27.32	(99)	29.99	(240)	24.66	(144)	19.25	(57)
	560151	KOBLAR Jernej	29.95	(109)	23.30	(145)	5.98	(29)	18.22	(52)
	560187	PEN Peter	16.92	(52)	63.81	(997)	80.12	(1614)	26.97	(93)
	560419	SKERBINEK Primoz	23.93	(85)	43.40	(477)	41.19	(455)	17.38	(50)
	560302	SPAROVEC Gregor	16.01	(49)	85.67	(1633)	30.83	(256)	17.07	(48)
SUI	510035	CAVEGN Franco	3.66	(4)	–		105.61	(2436)	16.65	(47)
	510030	CUCHE Didier	4.75	(17)	196.77	(4479)	0.94	(4)	1.44	(2)
	510727	DEFAGO Didier	15.24	(46)	26.63	(186)	4.48	(15)	3.58	(8)
	510051	GRUENENFELDER Juerg	13.00	(39)	105.56	(2240)	27.28	(177)	11.55	(39)
	510747	GRUENENFELDER Tobias	21.27	(71)	89.76	(1748)	5.73	(27)	5.25	(18)
	510207	HARI Konrad	22.70	(77)	110.75	(2381)	23.59	(130)	21.70	(70)
	510767	HOFFMANN Ambrosi	4.24	(10)	79.42	(1443)	16.90	(80)	5.56	(24)
	510478	KERNEN Bruno	4.88	(18)	37.24	(360)	45.83	(548)	17.37	(49)
	510756	VON WEISSENFLOH Rolf	5.84	(24)	213.09	(4692)	81.85	(1659)	42.96	(209)

**AUDI FIS SKI WORLD CUP**

3rd MEN'S SUPER-G

ALPHABETICAL LIST OF COMPETITORS

Number of Competitors: 66

Nation	FIS Code	Name	FIS Points (October 2002 List)							
			DH		SL		GS		SG	
SWE	500150	JAERBYN Patrik	9.84	(36)	59.66	(874)	21.86	(110)	5.29	(19)
	500139	NYBERG Fredrik	17.67	(54)	42.56	(458)	1.20	(5)	4.56	(13)
USA	530137	FIALA Jakub	24.28	(86)	97.26	(1982)	23.43	(128)	31.73	(128)
	532431	MILLER Bode	28.26	(103)	0.56	(2)	1.63	(6)	20.06	(61)
	531040	RAHLVES Daron	5.68	(23)	166.80	(3899)	16.10	(75)	4.65	(15)
	530703	SCHLOPY Erik	95.72	(569)	5.86	(26)	10.29	(45)	24.87	(85)
	533131	SULLIVAN Marco	13.19	(42)	37.59	(364)	25.58	(155)	18.47	(53)
	532028	VONN Thomas	46.95	(197)	53.95	(709)	6.00	(31)	5.93	(28)

LEGEND**DH** Downhill **SL** Slalom **GS** Giant Slalom **SG** Super-G

20-12-2002 / Val Gardena - Gröden (ITA) / 1109

Page 3/3

Data Processing by SWATCH

www.fis-ski.com

SWATCH Timing

Generation Date: THU 19 DEC 2002

Time: 17:17 Swatch Internet Time: @720

Document: 32A 1.0



AUDI FIS SKI WORLD CUP
3rd MEN'S SUPER-G
START LIST



Jury			Technical Data	
TD FIS	F. SPEIGL	GER	Course Name	Saslong
Referee	G. HUJARA	FIS	Start Altitude	2000 m
Assistant Referee	H. SCHMALZL	FIS	Finish Altitude	1410 m
Chief of Race	N. RUDIFERIA	ITA	Vertical Drop	590 m
			Course Length	2365 m
			Homologation Number	6602/512/01

Race Information

Course Setter	H. KRUG	SWE		
Number of Gates	43			
Turning Gates	39			
Start Time	12:00			
Forerunners	A - L. SENONER	ITA	C - R. ZORZIN	ITA
	B - L. LEONE	ITA	D - A. PACINELLA	ITA

Number of Competitors: 66

Bib	FIS Code	Name	Year of Birth	Nation	Time	Ski
1	292455	FILL Peter	1982	ITA		DY
2	560151	KOBLAR Jernej	1971	SLO		HE
3	190314	SAIONI Christophe	1969	FRA		SA
4	50753	KROELL Klaus	1980	AUT		HE
5	191415	BOTTOLLIER-LASQUIN Marc	1979	FRA		SA
6	190945	FOURNIER-BIDOZ Sebastien	1976	FRA		RO
7	420681	SIVERTSEN Kenneth	1973	NOR		RO
8	532028	VONN Thomas	1975	USA		FI
9	510035	CAVEGN Franco	1971	SUI		HE
10	500150	JAERBYN Patrik	1969	SWE		SA
11	191116	DALCIN Pierre-Emmanuel	1977	FRA		SA
12	420911	SOLBAKKEN Bjarne	1977	NOR		AT
13	531040	RAHLVES Daron	1973	USA		AT
14	290255	GHEDINA Kristian	1969	ITA		FI
15	532431	MILLER Bode	1977	USA		RO
16	510747	GRUENENFELDER Tobias	1977	SUI		SA
17	510767	HOFFMANN Ambrosi	1977	SUI		ST
18	50221	TRINKL Hannes	1968	AUT		HE
19	500139	NYBERG Fredrik	1969	SWE		SA
20	50360	KNAUSS Hans	1971	AUT		AT
21	420470	KJUS Lasse	1971	NOR		DY
22	350032	BUECHEL Marco	1971	LIE		HE

**AUDI FIS SKI WORLD CUP**

3rd MEN'S SUPER-G

START LIST

Number of Competitors: 66

Bib	FIS Code	Name	Year of Birth	Nation	Time	Ski
23	50451	GRUBER Christoph	1976	AUT		AT
24	50043	FRANZ Werner	1972	AUT		HE
25	50149	STROBL Josef	1974	AUT		AT
26	510727	DEFAGO Didier	1977	SUI		AT
27	50124	SCHIFFERER Andreas	1974	AUT		AT
28	50182	STROBL Fritz	1972	AUT		SA
29	420382	AAMODT Kjetil Andre	1971	NOR		NO
30	510030	CUCHE Didier	1974	SUI		AT
31	50041	WALCHHOFER Michael	1975	AUT		AT
32	420696	PAULSEN Lasse	1974	NOR		AT
33	420830	GROENVOLD Audun	1976	NOR		RO
34	200249	STANKALLA Stefan	1975	GER		HE
35	50742	REICHELТ Hannes	1980	AUT		AT
36	290998	STAUDACHER Patrick	1980	ITA		HE
37	191115	CRETIER Claude	1977	FRA		SA
38	291641	SULZENBACHER Kurt	1976	ITA		RO
39	510051	GRUENENFELDER Juerg	1974	SUI		HE
40	291389	FISCHNALLER Roland	1975	ITA		AT
41	292056	GUFLER Michael	1979	ITA		AT
42	560302	SPAROVEC Gregor	1977	SLO		HE
43	510478	KERNEN Bruno	1972	SUI		RO
44	560419	SKERBINEK Primoz	1980	SLO		HE
45	533131	SULLIVAN Marco	1980	USA		SA
46	560332	JERMAN Andrej	1978	SLO		RO
47	200705	RAUFFER Max	1972	GER		AT
48	510207	HARI Konrad	1978	SUI		SA
49	101330	GIANNELLI Mike	1977	CAN		AT
50	291210	GROS Giorgio	1981	ITA		RO
51	101850	HUME Jeff	1979	CAN		SA
52	530703	SCHLOPY Erik	1972	USA		DY
53	102263	GUAY Erik	1981	CAN		AT
54	191591	BERTRAND Yannick	1980	FRA		DY
55	560187	PEN Peter	1973	SLO		RO
56	421328	SVINDAL Aksel Lund	1982	NOR		AT
57	170050	ALBERTSEN Johnny	1977	DAN		AT
58	220228	MICKEL Finlay	1977	GBR		AT
59	291421	RIEDER Arnold	1976	ITA		AT



AUDI FIS SKI WORLD CUP

3rd MEN'S SUPER-G

START LIST



Number of Competitors: 66

Bib	FIS Code	Name	Year of Birth	Nation	Time	Ski
60	101375	LAVOIE Vincent	1977	CAN	_____	AT
61	710223	BECIRBEGOVIC Enis	1976	BIH	_____	HE
62	530137	FIALA Jakub	1975	USA	_____	AT
63	190930	DENERIAZ Antoine	1976	FRA	_____	AT
64	510756	VON WEISSENFLUH Rolf	1977	SUI	_____	HE
65	480535	CHESTAKOV Pavel	1980	RUS	_____	AT
66	40170	BEAR Aj	1977	AUS	_____	AT

AT : ATOMIC

DY : DYNASTAR

EL : ELAN

FI : FISCHER

HE : HEAD

NO : NORDICA

RO : ROSSIGNOL

SA : SALOMON

ST : STÖCKLI

VK : VÖLKL



AUDI FIS SKI WORLD CUP
3rd MEN'S SUPER-G
OFFICIAL RESULTS



Jury			Technical Data	
TD FIS	F. SPEIGL	GER	Course Name	Saslong
Referee	G. HUJARA	FIS	Start Altitude	2000 m
Assistant Referee	H. SCHMALZL	FIS	Finish Altitude	1410 m
Chief of Race	N. RUDIFERIA	ITA	Vertical Drop	590 m
			Course Length	2365 m
			Homologation Number	6602/512/01

Race Information

Course Setter	H. KRUG	SWE		
Number of Gates	43			
Turning Gates	39			
Start Time	12:00			
Forerunners	A - L. SENONER	ITA	C - R. ZORZIN	ITA
	B - L. LEONE	ITA	D - A. PACINELLA	ITA

Weather: Partly Cloudy **Snow:** Hard **Temperature – Start:** –2 °C **Finish:** –4 °C **F–factor:** 980

Number of Competitors: 66

Rank	Bib	FIS Code	Name	Nation	Time	Diff.	Race Points	Ski
1	26	510727	DEFAGO Didier	SUI	1:38.11		0.00	AT
2	35	50742	REICHELTH Hannes	AUT	1:38.22	0.11	1.10	AT
3	22	350032	BUECHEL Marco	LIE	1:38.49	0.38	3.80	HE
4	29	420382	AAMODT Kjetil Andre	NOR	1:38.65	0.54	5.39	NO
5	43	510478	KERNEN Bruno	SUI	1:38.69	0.58	5.79	RO
6	W 56	421328	SVINDAL Aksel Lund	NOR	1:38.76	0.65	6.49	AT
6	15	532431	MILLER Bode	USA	1:38.76	0.65	6.49	RO
8	27	50124	SCHIFFERER Andreas	AUT	1:38.82	0.71	7.09	AT
9	23	50451	GRUBER Christoph	AUT	1:38.86	0.75	7.49	AT
10	21	420470	KJUS Lasse	NOR	1:38.90	0.79	7.89	DY
11	25	50149	STROBL Josef	AUT	1:38.91	0.80	7.99	AT
12	46	560332	JERMAN Andrej	SLO	1:39.10	0.99	9.89	RO
13	30	510030	CUCHE Didier	SUI	1:39.11	1.00	9.99	AT
14	20	50360	KNAUSS Hans	AUT	1:39.15	1.04	10.39	AT
15	45	533131	SULLIVAN Marco	USA	1:39.16	1.05	10.49	SA
16	34	200249	STANKALLA Stefan	GER	1:39.19	1.08	10.79	HE
17	59	291421	RIEDER Arnold	ITA	1:39.35	1.24	12.39	AT

#341 _____



AUDI FIS SKI WORLD CUP
3rd MEN'S SUPER-G
OFFICIAL RESULTS



Number of Competitors: 66

Rank	Bib	FIS Code	Name	Nation	Time	Diff.	Race Points	Ski
18	42	560302	SPAROVEC Gregor	SLO	1:39.39	1.28	12.79	HE
19	28	50182	STROBL Fritz	AUT	1:39.47	1.36	13.58	SA
20	62	530137	FIALA Jakub	USA	1:39.51	1.40	13.98	AT
21	66	40170	BEAR Aj	AUS	1:39.56	1.45	14.48	AT
21	50	291210	GROS Giorgio	ITA	1:39.56	1.45	14.48	RO
23	24	50043	FRANZ Werner	AUT	1:39.60	1.49	14.88	HE
24	63	190930	DENERIAZ Antoine	FRA	1:39.62	1.51	15.08	AT
25	4	50753	KROELL Klaus	AUT	1:39.63	1.52	15.18	HE
26	37	191115	CRETIER Claude	FRA	1:39.67	1.56	15.58	SA
27	53	102263	GUAY Erik	CAN	1:39.77	1.66	16.58	AT
27	13	531040	RAHLVES Daron	USA	1:39.77	1.66	16.58	AT
29	40	291389	FISCHNALLER Roland	ITA	1:39.82	1.71	17.08	AT
30	9	510035	CAVEGN Franco	SUI	1:39.87	1.76	17.58	HE
31	41	292056	GUFLER Michael	ITA	1:39.89	1.78	17.78	AT
32	52	530703	SCHLOPY Erik	USA	1:39.90	1.79	17.88	DY
33	10	500150	JAERBYN Patrik	SWE	1:39.91	1.80	17.98	SA
34	1	292455	FILL Peter	ITA	1:39.94	1.83	18.28	DY
35	12	420911	SOLBAKKEN Bjarne	NOR	1:40.03	1.92	19.18	AT
35	11	191116	DALCIN Pierre-Emmanuel	FRA	1:40.03	1.92	19.18	SA
37	39	510051	GRUENENFELDER Juerg	SUI	1:40.07	1.96	19.58	HE
38	19	500139	NYBERG Fredrik	SWE	1:40.11	2.00	19.98	SA
38	18	50221	TRINKL Hannes	AUT	1:40.11	2.00	19.98	HE
40	38	291641	SULZENBACHER Kurt	ITA	1:40.13	2.02	20.18	RO
41	2	560151	KOBLAR Jernej	SLO	1:40.23	2.12	21.18	HE
42	60	101375	LAVOIE Vincent	CAN	1:40.26	2.15	21.48	AT
43	47	200705	RAUFFER Max	GER	1:40.32	2.21	22.08	AT
44	58	220228	MICKEL Finlay	GBR	1:40.39	2.28	22.77	AT
44	6	190945	FOURNIER-BIDOZ Sebastien	FRA	1:40.39	2.28	22.77	RO
46	14	290255	GHDINA Kristian	ITA	1:40.49	2.38	23.77	FI
47	48	510207	HARI Konrad	SUI	1:40.51	2.40	23.97	SA
48	55	560187	PEN Peter	SLO	1:40.57	2.46	24.57	RO
49	32	420696	PAULSEN Lasse	NOR	1:40.65	2.54	25.37	AT
50	33	420830	GROENVOLD Audun	NOR	1:40.68	2.57	25.67	RO
51	51	101850	HUME Jeff	CAN	1:40.87	2.76	27.57	SA
52	64	510756	VON WEISSENFLUH Rolf	SUI	1:40.91	2.80	27.97	HE
53	3	190314	SAIONI Christophe	FRA	1:40.97	2.86	28.57	SA

#341 _____

**AUDI FIS SKI WORLD CUP**

3rd MEN'S SUPER-G

OFFICIAL RESULTS

Number of Competitors: 66

Rank	Bib	FIS Code	Name	Nation	Time	Diff.	Race Points	Ski
54	16	510747	GRUENENFELDER Tobias	SUI	1:41.19	3.08	30.77	SA
55	7	420681	SIVERTSEN Kenneth	NOR	1:41.24	3.13	31.26	RO
56	65	480535	CHESTAKOV Pavel	RUS	1:41.52	3.41	34.06	AT
57	8	532028	VONN Thomas	USA	1:41.62	3.51	35.06	FI
58	57	170050	ALBERTSEN Johnny	DAN	1:42.33	4.22	42.15	AT
59	5	191415	BOTTOLLIER-LASQUIN Marc	FRA	1:42.95	4.84	48.35	SA

DID NOT FINISH: 7 competitors

17	510767	HOFFMANN Ambrosi	SUI	ST
31	50041	WALCHHOFER Michael	AUT	AT
36	290998	STAUDACHER Patrick	ITA	HE
44	560419	SKERBINEK Primoz	SLO	HE
49	101330	GIANNELLI Mike	CAN	AT
54	191591	BERTRAND Yannick	FRA	DY
61	710223	BECIRBEGOVIC Enis	BIH	HE

AT : ATOMIC

FI : FISCHER

RO : ROSSIGNOL

VK : VÖLKL

DY : DYNASTAR

HE : HEAD

SA : SALOMON

EL : ELAN

NO : NORDICA

ST : STÖCKLI

Technical Delegate:

F. SPEIGL (GER) #341**LEGEND****W** WinStar is the athlete who realise the biggest jump within the first 15 who is started with bib 31 or higher

20-12-2002 / Val Gardena - Gröden (ITA) / 1109

Page 3/3

Data Processing by SWATCH

www.fis-ski.com

SWATCH Timing

Generation Date: FRI 20 DEC 2002

Time: 14:03 Swatch Internet Time: @586

Document: 73A 1.0



AUDI FIS SKI WORLD CUP
3rd MEN'S SUPER-G
PENALTY CALCULATION



Best 10 at Finish

Rank	Bib	FIS Code	Name	Nation	FIS Points	Best 5	Race Points
1	26	510727	DEFAGO Didier	SUI	3.58	3.58	0.00
2	35	50742	REICHELTH Hannes	AUT	9.30		
3	22	350032	BUECHEL Marco	LIE	5.48		
4	29	420382	AAMODT Kjetil Andre	NOR	2.79	2.79	5.39
5	43	510478	KERNEN Bruno	SUI	17.37		
6	56	421328	SVINDAL Aksel Lund	NOR	27.59		
6	15	532431	MILLER Bode	USA	20.06		
8	27	50124	SCHIFFERER Andreas	AUT	3.21	3.21	7.09
9	23	50451	GRUBER Christoph	AUT	3.73	3.73	7.49
10	21	420470	KJUS Lasse	NOR	4.35	4.35	7.89

Best 5 FIS Points at Start

Rank	Bib	FIS Code	Name	Nation	FIS Points
13	30	510030	CUCHE Didier	SUI	1.44
19	28	50182	STROBL Fritz	AUT	2.02
4	29	420382	AAMODT Kjetil Andre	NOR	2.79
8	27	50124	SCHIFFERER Andreas	AUT	3.21
1	26	510727	DEFAGO Didier	SUI	3.58

TOTALS:			
	FIS Points of Best 5 at Start (B)	13.04	
	FIS Points of Best at Finish in Top 10 (A)		17.66
	Race Points of Corresponding Competitors (C)		27.86
	Calculated Penalty (A+B-C) : 10 =>	0.284	
	Rounded	0.28	
	Correction Value (Z)	-4.07	
	Penalty Applied	0.00	

Technical Delegate:
F. SPEIGL (GER) #341



AUDI FIS SKI WORLD CUP
3rd MEN'S SUPER-G
PERFORMANCE ANALYSIS 1



Number of Competitors: 59

Rank	Bib	Name	Nation	Positions			Partials			Difference		Speed	
				Pos.	Time	Rank	Pos.	Time	Rank	Time	Dist(m)	Pos.	km/h
1	26	DEFAGO Didier	SUI	Int1: 34.39 (1)	Int2: 54.47 (2)	Int3: 1:12.31 (2)	Fin: 1:38.11 (1)	I1-I2: 20.08 (3)	I2-I3: 17.84 (5)	I3-Fin: 25.80 (19)	0.00	0.00	Avg.: 86.78
2	35	REICHELTH Hannes	AUT	Int1: 34.55 (3)	Int2: 54.45 (1)	Int3: 1:12.24 (1)	Fin: 1:38.22 (2)	I1-I2: 19.90 (1)	I2-I3: 17.79 (2)	I3-Fin: 25.98 (34)	0.16	2.65	Avg.: 86.68
3	22	BUECHEL Marco	LIE	Int1: 34.61 (4)	Int2: 55.00 (6)	Int3: 1:12.94 (6)	Fin: 1:38.49 (3)	I1-I2: 20.39 (19)	I2-I3: 17.94 (6)	I3-Fin: 25.55 (4)	0.22	9.12	Avg.: 86.45
4	29	AAMODT Kjetil Andre	NOR	Int1: 34.61 (4)	Int2: 54.80 (3)	Int3: 1:12.82 (4)	Fin: 1:38.65 (4)	I1-I2: 20.19 (6)	I2-I3: 18.02 (10)	I3-Fin: 25.83 (22)	0.22	12.95	Avg.: 86.31
5	43	KERNEN Bruno	SUI	Int1: 34.87 (16)	Int2: 55.27 (16)	Int3: 1:13.21 (10)	Fin: 1:38.69 (5)	I1-I2: 20.40 (20)	I2-I3: 17.94 (6)	I3-Fin: 25.48 (1)	0.48	13.90	Avg.: 86.27
6	56	SVINDAL Aksel Lund	NOR	Int1: 34.83 (13)	Int2: 55.14 (11)	Int3: 1:12.93 (5)	Fin: 1:38.76 (6)	I1-I2: 20.31 (13)	I2-I3: 17.79 (2)	I3-Fin: 25.83 (22)	0.44	15.57	Avg.: 86.21
6	15	MILLER Bode	USA	Int1: 34.51 (2)	Int2: 55.01 (7)	Int3: 1:12.77 (3)	Fin: 1:38.76 (6)	I1-I2: 20.50 (28)	I2-I3: 17.76 (1)	I3-Fin: 25.99 (36)	0.12	15.57	Avg.: 86.21
8	27	SCHIFFERER Andreas	AUT	Int1: 34.98 (23)	Int2: 55.29 (17)	Int3: 1:13.28 (12)	Fin: 1:38.82 (8)	I1-I2: 20.31 (13)	I2-I3: 17.99 (9)	I3-Fin: 25.54 (3)	0.59	16.99	Avg.: 86.16
9	23	GRUBER Christoph	AUT	Int1: 34.69 (6)	Int2: 54.93 (5)	Int3: 1:13.02 (8)	Fin: 1:38.86 (9)	I1-I2: 20.24 (7)	I2-I3: 18.09 (12)	I3-Fin: 25.84 (25)	0.30	17.94	Avg.: 86.12
10	21	KJUS Lasse	NOR	Int1: 35.04 (28)	Int2: 55.31 (19)	Int3: 1:13.26 (11)	Fin: 1:38.90 (10)	I1-I2: 20.27 (8)	I2-I3: 17.95 (8)	I3-Fin: 25.64 (9)	0.65	18.89	Avg.: 86.09



AUDI FIS SKI WORLD CUP
3rd MEN'S SUPER-G
PERFORMANCE ANALYSIS 1



Number of Competitors: 59

Rank	Bib	Name	Nation	Positions			Partials			Difference		Speed	
				Pos.	Time	Rank	Pos.	Time	Rank	Time	Dist(m)	Pos.	km/h
11	25	STROBL Josef	AUT	Int1: 34.91 (19) Int2: 55.08 (9) Int3: 1:13.42 (14) Fin: 1:38.91 (11)	I1-I2: 20.17 (5) I2-I3: 18.34 (31) I3-Fin: 25.49 (2)	0.52 0.63 1.18 0.80	19.13	Avg.: 86.08					
12	46	JERMAN Andrej	SLO	Int1: 34.74 (8) Int2: 55.30 (18) Int3: 1:13.48 (16) Fin: 1:39.10 (12)	I1-I2: 20.56 (35) I2-I3: 18.18 (17) I3-Fin: 25.62 (8)	0.35 0.85 1.24 0.99	23.63	Avg.: 85.91					
13	30	CUCHE Didier	SUI	Int1: 34.98 (23) Int2: 55.43 (26) Int3: 1:13.53 (19) Fin: 1:39.11 (13)	I1-I2: 20.45 (23) I2-I3: 18.10 (13) I3-Fin: 25.58 (6)	0.59 0.98 1.29 1.00	23.86	Avg.: 85.90					
14	20	KNAUSS Hans	AUT	Int1: 34.90 (18) Int2: 54.88 (4) Int3: 1:13.06 (9) Fin: 1:39.15 (14)	I1-I2: 19.98 (2) I2-I3: 18.18 (17) I3-Fin: 26.09 (41)	0.51 0.43 0.82 1.04	24.81	Avg.: 85.87					
15	45	SULLIVAN Marco	USA	Int1: 34.76 (10) Int2: 55.23 (13) Int3: 1:13.49 (17) Fin: 1:39.16 (15)	I1-I2: 20.47 (26) I2-I3: 18.26 (26) I3-Fin: 25.67 (11)	0.37 0.78 1.25 1.05	25.04	Avg.: 85.86					
16	34	STANKALLA Stefan	GER	Int1: 34.71 (7) Int2: 55.26 (14) Int3: 1:13.47 (15) Fin: 1:39.19 (16)	I1-I2: 20.55 (34) I2-I3: 18.21 (20) I3-Fin: 25.72 (14)	0.32 0.81 1.23 1.08	25.75	Avg.: 85.84					
17	59	RIEDER Arnold	ITA	Int1: 34.96 (20) Int2: 55.40 (25) Int3: 1:13.76 (28) Fin: 1:39.35 (17)	I1-I2: 20.44 (21) I2-I3: 18.36 (36) I3-Fin: 25.59 (7)	0.57 0.95 1.52 1.24	29.52	Avg.: 85.70					
18	42	SPAROVEC Gregor	SLO	Int1: 34.89 (17) Int2: 55.35 (21) Int3: 1:13.70 (23) Fin: 1:39.39 (18)	I1-I2: 20.46 (25) I2-I3: 18.35 (32) I3-Fin: 25.69 (12)	0.50 0.90 1.46 1.28	30.46	Avg.: 85.66					
19	28	STROBL Fritz	AUT	Int1: 35.03 (27) Int2: 55.19 (12) Int3: 1:12.98 (7) Fin: 1:39.47 (19)	I1-I2: 20.16 (4) I2-I3: 17.79 (2) I3-Fin: 26.49 (55)	0.64 0.74 0.74 1.36	32.34	Avg.: 85.59					
20	62	FIALA Jakub	USA	Int1: 35.08 (30) Int2: 55.52 (30) Int3: 1:13.77 (29) Fin: 1:39.51 (20)	I1-I2: 20.44 (21) I2-I3: 18.25 (24) I3-Fin: 25.74 (15)	0.69 1.07 1.53 1.40	33.27	Avg.: 85.56					



AUDI FIS SKI WORLD CUP
3rd MEN'S SUPER-G
PERFORMANCE ANALYSIS 1



Number of Competitors: 59

Rank	Bib	Name	Nation	Positions			Partials			Difference		Speed	
				Pos.	Time	Rank	Pos.	Time	Rank	Time	Dist(m)	Pos.	km/h
21	66	BEAR Aj	AUS	Int1: 34.83 (13) Int2: 55.47 (27) Int3: 1:13.49 (17) Fin: 1:39.56 (21)	I1-I2: 20.64 (40) I2-I3: 18.02 (10) I3-Fin: 26.07 (39)	0.44 1.02 1.25 1.45	34.44	Avg.: 85.52					
21	50	GROS Giorgio	ITA	Int1: 34.83 (13) Int2: 55.37 (23) Int3: 1:13.62 (20) Fin: 1:39.56 (21)	I1-I2: 20.54 (32) I2-I3: 18.25 (24) I3-Fin: 25.94 (32)	0.44 0.92 1.38 1.45	34.44	Avg.: 85.52					
23	24	FRANZ Werner	AUT	Int1: 35.08 (30) Int2: 55.38 (24) Int3: 1:13.73 (25) Fin: 1:39.60 (23)	I1-I2: 20.30 (11) I2-I3: 18.35 (32) I3-Fin: 25.87 (26)	0.69 0.93 1.49 1.49	35.38	Avg.: 85.48					
24	63	DENERIAZ Antoine	FRA	Int1: 34.77 (11) Int2: 55.06 (8) Int3: 1:13.41 (13) Fin: 1:39.62 (24)	I1-I2: 20.29 (9) I2-I3: 18.35 (32) I3-Fin: 26.21 (46)	0.38 0.61 1.17 1.51	35.85	Avg.: 85.46					
25	4	KROELL Klaus	AUT	Int1: 34.96 (20) Int2: 55.31 (19) Int3: 1:13.72 (24) Fin: 1:39.63 (25)	I1-I2: 20.35 (17) I2-I3: 18.41 (44) I3-Fin: 25.91 (30)	0.57 0.86 1.48 1.52	36.08	Avg.: 85.46					
26	37	CRETIER Claude	FRA	Int1: 34.97 (22) Int2: 55.26 (14) Int3: 1:13.75 (26) Fin: 1:39.67 (26)	I1-I2: 20.29 (9) I2-I3: 18.49 (49) I3-Fin: 25.92 (31)	0.58 0.81 1.51 1.56	37.02	Avg.: 85.42					
27	53	GUAY Erik	CAN	Int1: 35.28 (47) Int2: 55.87 (40) Int3: 1:13.99 (34) Fin: 1:39.77 (27)	I1-I2: 20.59 (37) I2-I3: 18.12 (14) I3-Fin: 25.78 (17)	0.89 1.42 1.75 1.66	39.35	Avg.: 85.34					
27	13	RAHLVES Daron	USA	Int1: 34.75 (9) Int2: 55.83 (38) Int3: 1:13.96 (32) Fin: 1:39.77 (27)	I1-I2: 21.08 (57) I2-I3: 18.13 (15) I3-Fin: 25.81 (20)	0.36 1.38 1.72 1.66	39.35	Avg.: 85.34					
29	40	FISCHNALLER Roland	ITA	Int1: 35.00 (26) Int2: 55.35 (21) Int3: 1:13.68 (22) Fin: 1:39.82 (29)	I1-I2: 20.35 (17) I2-I3: 18.33 (29) I3-Fin: 26.14 (43)	0.61 0.90 1.44 1.71	40.51	Avg.: 85.29					
30	9	CAVEGN Franco	SUI	Int1: 35.33 (49) Int2: 55.67 (33) Int3: 1:14.08 (36) Fin: 1:39.87 (30)	I1-I2: 20.34 (16) I2-I3: 18.41 (44) I3-Fin: 25.79 (18)	0.94 1.22 1.84 1.76	41.68	Avg.: 85.25					



AUDI FIS SKI WORLD CUP
3rd MEN'S SUPER-G
PERFORMANCE ANALYSIS 1



Number of Competitors: 59

Rank	Bib	Name	Nation	Positions			Partials			Difference		Speed	
				Pos.	Time	Rank	Pos.	Time	Rank	Time	Dist(m)	Pos.	km/h
31	41	GUFLER Michael	ITA	Int1: 35.10 (34) Int2: 55.96 (49) Int3: 1:14.18 (38) Fin: 1:39.89 (31)	I1-I2: 20.86 (53) I2-I3: 18.22 (22) I3-Fin: 25.71 (13)	0.71 1.51 1.94 1.78	42.14	Avg.: 85.23					
32	52	SCHLOPY Erik	USA	Int1: 34.80 (12) Int2: 55.10 (10) Int3: 1:13.80 (30) Fin: 1:39.90 (32)	I1-I2: 20.30 (11) I2-I3: 18.70 (55) I3-Fin: 26.10 (42)	0.41 0.65 1.56 1.79	42.38	Avg.: 85.23					
33	10	JAERBYN Patrik	SWE	Int1: 35.09 (32) Int2: 55.56 (31) Int3: 1:13.75 (26) Fin: 1:39.91 (33)	I1-I2: 20.47 (26) I2-I3: 18.19 (19) I3-Fin: 26.16 (45)	0.70 1.11 1.51 1.80	42.61	Avg.: 85.22					
34	1	FILL Peter	ITA	Int1: 35.11 (35) Int2: 55.63 (32) Int3: 1:13.96 (32) Fin: 1:39.94 (34)	I1-I2: 20.52 (30) I2-I3: 18.33 (29) I3-Fin: 25.98 (34)	0.72 1.18 1.72 1.83	43.31	Avg.: 85.19					
35	12	SOLBAKKEN Bjarne	NOR	Int1: 35.14 (36) Int2: 55.82 (37) Int3: 1:14.03 (35) Fin: 1:40.03 (35)	I1-I2: 20.68 (44) I2-I3: 18.21 (20) I3-Fin: 26.00 (37)	0.75 1.37 1.79 1.92	45.39	Avg.: 85.11					
35	11	DALCIN Pierre-Emmanuel	FRA	Int1: 35.14 (36) Int2: 55.47 (27) Int3: 1:13.62 (20) Fin: 1:40.03 (35)	I1-I2: 20.33 (15) I2-I3: 18.15 (16) I3-Fin: 26.41 (53)	0.75 1.02 1.38 1.92	45.39	Avg.: 85.11					
37	39	GRUENENFELDER Juerg	SUI	Int1: 35.15 (38) Int2: 55.87 (40) Int3: 1:14.26 (41) Fin: 1:40.07 (37)	I1-I2: 20.72 (46) I2-I3: 18.39 (39) I3-Fin: 25.81 (20)	0.76 1.42 2.02 1.96	46.32	Avg.: 85.08					
38	19	NYBERG Fredrik	SWE	Int1: 35.20 (43) Int2: 55.93 (46) Int3: 1:14.24 (39) Fin: 1:40.11 (38)	I1-I2: 20.73 (48) I2-I3: 18.31 (28) I3-Fin: 25.87 (26)	0.81 1.48 2.00 2.00	47.25	Avg.: 85.05					
38	18	TRINKL Hannes	AUT	Int1: 35.23 (46) Int2: 55.75 (35) Int3: 1:14.45 (49) Fin: 1:40.11 (38)	I1-I2: 20.52 (30) I2-I3: 18.70 (55) I3-Fin: 25.66 (10)	0.84 1.30 2.21 2.00	47.25	Avg.: 85.05					
40	38	SULZENBACHER Kurt	ITA	Int1: 35.15 (38) Int2: 55.77 (36) Int3: 1:14.26 (41) Fin: 1:40.13 (40)	I1-I2: 20.62 (39) I2-I3: 18.49 (49) I3-Fin: 25.87 (26)	0.76 1.32 2.02 2.02	47.71	Avg.: 85.03					



AUDI FIS SKI WORLD CUP
3rd MEN'S SUPER-G
PERFORMANCE ANALYSIS 1



Number of Competitors: 59

Rank	Bib	Name	Nation	Positions			Partials			Difference		Speed	
				Pos.	Time	Rank	Pos.	Time	Rank	Time	Dist(m)	Pos.	km/h
41	2	KOBLAR Jernej	SLO	Int1: 35.35 (50) Int2: 56.18 (51) Int3: 1:14.40 (47) Fin: 1:40.23 (41)	I1-I2: 20.83 (52) I2-I3: 18.22 (22) I3-Fin: 25.83 (22)	0.96 1.73 2.16 2.12	50.02	Avg.: 84.94					
42	60	LAVOIE Vincent	CAN	Int1: 35.47 (53) Int2: 55.92 (45) Int3: 1:14.39 (46) Fin: 1:40.26 (42)	I1-I2: 20.45 (23) I2-I3: 18.47 (48) I3-Fin: 25.87 (26)	1.08 1.47 2.15 2.15	50.72	Avg.: 84.92					
43	47	RAUFFER Max	GER	Int1: 35.17 (41) Int2: 55.89 (44) Int3: 1:14.25 (40) Fin: 1:40.32 (43)	I1-I2: 20.72 (46) I2-I3: 18.36 (36) I3-Fin: 26.07 (39)	0.78 1.44 2.01 2.21	52.10	Avg.: 84.87					
44	58	MICKEL Finlay	GBR	Int1: 35.35 (50) Int2: 56.02 (50) Int3: 1:14.42 (48) Fin: 1:40.39 (44)	I1-I2: 20.67 (42) I2-I3: 18.40 (41) I3-Fin: 25.97 (33)	0.96 1.57 2.18 2.28	53.71	Avg.: 84.81					
44	6	FOURNIER-BIDOZ Sebastien	FRA	Int1: 35.09 (32) Int2: 55.88 (43) Int3: 1:14.65 (52) Fin: 1:40.39 (44)	I1-I2: 20.79 (50) I2-I3: 18.77 (58) I3-Fin: 25.74 (15)	0.70 1.43 2.41 2.28	53.71	Avg.: 84.81					
46	14	GHEDINA Kristian	ITA	Int1: 35.30 (48) Int2: 55.84 (39) Int3: 1:14.10 (37) Fin: 1:40.49 (46)	I1-I2: 20.54 (32) I2-I3: 18.26 (26) I3-Fin: 26.39 (52)	0.91 1.39 1.86 2.38	56.01	Avg.: 84.72					
47	48	HARI Konrad	SUI	Int1: 35.07 (29) Int2: 55.74 (34) Int3: 1:14.26 (41) Fin: 1:40.51 (47)	I1-I2: 20.67 (42) I2-I3: 18.52 (52) I3-Fin: 26.25 (48)	0.68 1.29 2.02 2.40	56.47	Avg.: 84.71					
48	55	PEN Peter	SLO	Int1: 35.85 (57) Int2: 56.41 (57) Int3: 1:15.01 (57) Fin: 1:40.57 (48)	I1-I2: 20.56 (35) I2-I3: 18.60 (54) I3-Fin: 25.56 (5)	1.46 1.96 2.77 2.46	57.85	Avg.: 84.66					
49	32	PAULSEN Lasse	NOR	Int1: 35.15 (38) Int2: 55.95 (47) Int3: 1:14.37 (45) Fin: 1:40.65 (49)	I1-I2: 20.80 (51) I2-I3: 18.42 (46) I3-Fin: 26.28 (49)	0.76 1.50 2.13 2.54	59.68	Avg.: 84.59					
50	33	GROENVOLD Audun	NOR	Int1: 35.19 (42) Int2: 55.87 (40) Int3: 1:14.46 (50) Fin: 1:40.68 (50)	I1-I2: 20.68 (44) I2-I3: 18.59 (53) I3-Fin: 26.22 (47)	0.80 1.42 2.22 2.57	60.37	Avg.: 84.56					



AUDI FIS SKI WORLD CUP
3rd MEN'S SUPER-G
PERFORMANCE ANALYSIS 1



Number of Competitors: 59

Rank	Bib	Name	Nation	Positions			Partials			Difference		Speed				
				Pos.	Time	Rank	Pos.	Time	Rank	Time	Dist(m)	Pos.	km/h	Rank		
51	51	HUME Jeff	CAN	Int1:	34.98	(23)	I1-I2:	20.51	(29)	0.59						
				Int2:	55.49	(29)	I2-I3:	18.35	(32)	1.04						
				Int3:	1:13.84	(31)	I3-Fin:	27.03	(59)	1.60						
				Fin:	1:40.87	(51)				2.76	64.71			Avg.:	84.41	
52	64	VON WEISSENFLOH Rolf	SUI	Int1:	35.45	(52)	I1-I2:	20.94	(55)	1.06						
				Int2:	56.39	(56)	I2-I3:	18.38	(38)	1.94						
				Int3:	1:14.77	(53)	I3-Fin:	26.14	(43)	2.53						
				Fin:	1:40.91	(52)				2.80	65.62			Avg.:	84.37	
53	3	SAIONI Christophe	FRA	Int1:	35.63	(56)	I1-I2:	20.60	(38)	1.24						
				Int2:	56.23	(53)	I2-I3:	18.70	(55)	1.78						
				Int3:	1:14.93	(56)	I3-Fin:	26.04	(38)	2.69						
				Fin:	1:40.97	(53)				2.86	66.99			Avg.:	84.32	
54	16	GRUENENFELDER Tobias	SUI	Int1:	35.21	(44)	I1-I2:	20.74	(49)	0.82						
				Int2:	55.95	(47)	I2-I3:	18.39	(39)	1.50						
				Int3:	1:14.34	(44)	I3-Fin:	26.85	(57)	2.10						
				Fin:	1:41.19	(54)				3.08	71.99			Avg.:	84.14	
55	7	SIVERTSEN Kenneth	NOR	Int1:	35.21	(44)	I1-I2:	21.16	(58)	0.82						
				Int2:	56.37	(54)	I2-I3:	18.51	(51)	1.92						
				Int3:	1:14.88	(55)	I3-Fin:	26.36	(51)	2.64						
				Fin:	1:41.24	(55)				3.13	73.12			Avg.:	84.10	
56	65	CHESTAKOV Pavel	RUS	Int1:	35.51	(54)	I1-I2:	20.87	(54)	1.12						
				Int2:	56.38	(55)	I2-I3:	18.40	(41)	1.93						
				Int3:	1:14.78	(54)	I3-Fin:	26.74	(56)	2.54						
				Fin:	1:41.52	(56)				3.41	79.44			Avg.:	83.87	
57	8	VONN Thomas	USA	Int1:	35.56	(55)	I1-I2:	20.64	(40)	1.17						
				Int2:	56.20	(52)	I2-I3:	18.40	(41)	1.75						
				Int3:	1:14.60	(51)	I3-Fin:	27.02	(58)	2.36						
				Fin:	1:41.62	(57)				3.51	81.69			Avg.:	83.78	
58	57	ALBERTSEN Johnny	DAN	Int1:	35.93	(59)	I1-I2:	20.99	(56)	1.54						
				Int2:	56.92	(58)	I2-I3:	18.96	(59)	2.47						
				Int3:	1:15.88	(58)	I3-Fin:	26.45	(54)	3.64						
				Fin:	1:42.33	(58)				4.22	97.53			Avg.:	83.20	
59	5	BOTTOLLIER-LASQUIN Marc	FRA	Int1:	35.85	(57)	I1-I2:	22.35	(59)	1.46						
				Int2:	58.20	(59)	I2-I3:	18.45	(47)	3.75						
				Int3:	1:16.65	(59)	I3-Fin:	26.30	(50)	4.41						
				Fin:	1:42.95	(59)				4.84	111.19			Avg.:	82.70	

LEGEND

Pos Intermediate or Speed Position **Dist(m)** Distance behind the first **Int2:** Intermediate 2 **Fin:** Finish
Avg. Average Speed for the race **Int1:** Intermediate 1 **Int3:** Intermediate 3



AUDI FIS SKI WORLD CUP
3rd MEN'S SUPER-G
PERFORMANCE ANALYSIS 2



Number of Competitors: 66

Bib	Name	Nation	Positions			Partials			Difference		Speed	
			Pos.	Time	Rank	Pos.	Time	Rank	Time	Dist(m)	Pos.	km/h
1	FILL Peter	ITA	Int1: 35.11 (38)	Int2: 55.63 (34)	Int3: 1:13.96 (33)	Fin: 1:39.94 (34)	I1-I2: 20.52 (31)	I2-I3: 18.33 (30)	I3-Fin: 25.98 (34)	0.92 1.18 1.72 1.83	43.31	Avg.: 85.19
2	KOBLAR Jernej	SLO	Int1: 35.35 (54)	Int2: 56.18 (54)	Int3: 1:14.40 (48)	Fin: 1:40.23 (41)	I1-I2: 20.83 (55)	I2-I3: 18.22 (23)	I3-Fin: 25.83 (22)	1.16 1.73 2.16 2.12	50.02	Avg.: 84.94
3	SAIONI Christophe	FRA	Int1: 35.63 (61)	Int2: 56.23 (56)	Int3: 1:14.93 (57)	Fin: 1:40.97 (53)	I1-I2: 20.60 (41)	I2-I3: 18.70 (56)	I3-Fin: 26.04 (38)	1.44 1.78 2.69 2.86	66.99	Avg.: 84.32
4	KROELL Klaus	AUT	Int1: 34.96 (22)	Int2: 55.31 (19)	Int3: 1:13.72 (25)	Fin: 1:39.63 (25)	I1-I2: 20.35 (17)	I2-I3: 18.41 (45)	I3-Fin: 25.91 (30)	0.77 0.86 1.48 1.52	36.08	Avg.: 85.46
5	BOTTOLLIER-LASQUIN Marc	FRA	Int1: 35.85 (62)	Int2: 58.20 (62)	Int3: 1:16.65 (60)	Fin: 1:42.95 (59)	I1-I2: 22.35 (62)	I2-I3: 18.45 (48)	I3-Fin: 26.30 (50)	1.66 3.75 4.41 4.84	111.19	Avg.: 82.70
6	FOURNIER-BIDOZ Sebastien	FRA	Int1: 35.09 (35)	Int2: 55.88 (46)	Int3: 1:14.65 (53)	Fin: 1:40.39 (44)	I1-I2: 20.79 (53)	I2-I3: 18.77 (59)	I3-Fin: 25.74 (15)	0.90 1.43 2.41 2.28	53.71	Avg.: 84.81
7	SIVERTSEN Kenneth	NOR	Int1: 35.21 (47)	Int2: 56.37 (57)	Int3: 1:14.88 (56)	Fin: 1:41.24 (55)	I1-I2: 21.16 (61)	I2-I3: 18.51 (52)	I3-Fin: 26.36 (51)	1.02 1.92 2.64 3.13	73.12	Avg.: 84.10
8	VONN Thomas	USA	Int1: 35.56 (60)	Int2: 56.20 (55)	Int3: 1:14.60 (52)	Fin: 1:41.62 (57)	I1-I2: 20.64 (43)	I2-I3: 18.40 (42)	I3-Fin: 27.02 (58)	1.37 1.75 2.36 3.51	81.69	Avg.: 83.78
9	CAVEGN Franco	SUI	Int1: 35.33 (53)	Int2: 55.67 (35)	Int3: 1:14.08 (37)	Fin: 1:39.87 (30)	I1-I2: 20.34 (16)	I2-I3: 18.41 (45)	I3-Fin: 25.79 (18)	1.14 1.22 1.84 1.76	41.68	Avg.: 85.25
10	JAERBYN Patrik	SWE	Int1: 35.09 (35)	Int2: 55.56 (33)	Int3: 1:13.75 (27)	Fin: 1:39.91 (33)	I1-I2: 20.47 (27)	I2-I3: 18.19 (20)	I3-Fin: 26.16 (45)	0.90 1.11 1.51 1.80	42.61	Avg.: 85.22



AUDI FIS SKI WORLD CUP
3rd MEN'S SUPER-G
PERFORMANCE ANALYSIS 2



Number of Competitors: 66

Bib	Name	Nation	Positions			Partials			Difference		Speed	
			Pos.	Time	Rank	Pos.	Time	Rank	Time	Dist(m)	Pos.	km/h
11	DALCIN Pierre-Emmanuel	FRA	Int1: 35.14 (39)	Int2: 55.47 (29)	Int3: 1:13.62 (21)	Fin: 1:40.03 (35)	I1-I2: 20.33 (15)	I2-I3: 18.15 (17)	I3-Fin: 26.41 (53)	0.95 1.02 1.38 1.92	45.39	Avg.: 85.11
12	SOLBAKKEN Bjarne	NOR	Int1: 35.14 (39)	Int2: 55.82 (40)	Int3: 1:14.03 (36)	Fin: 1:40.03 (35)	I1-I2: 20.68 (47)	I2-I3: 18.21 (21)	I3-Fin: 26.00 (37)	0.95 1.37 1.79 1.92	45.39	Avg.: 85.11
13	RAHLVES Daron	USA	Int1: 34.75 (10)	Int2: 55.83 (41)	Int3: 1:13.96 (33)	Fin: 1:39.77 (27)	I1-I2: 21.08 (60)	I2-I3: 18.13 (16)	I3-Fin: 25.81 (20)	0.56 1.38 1.72 1.66	39.35	Avg.: 85.34
14	GHEDINA Kristian	ITA	Int1: 35.30 (52)	Int2: 55.84 (42)	Int3: 1:14.10 (38)	Fin: 1:40.49 (46)	I1-I2: 20.54 (33)	I2-I3: 18.26 (27)	I3-Fin: 26.39 (52)	1.11 1.39 1.86 2.38	56.01	Avg.: 84.72
15	MILLER Bode	USA	Int1: 34.51 (3)	Int2: 55.01 (7)	Int3: 1:12.77 (3)	Fin: 1:38.76 (6)	I1-I2: 20.50 (29)	I2-I3: 17.76 (1)	I3-Fin: 25.99 (36)	0.32 0.56 0.53 0.65	15.57	Avg.: 86.21
16	GRUENENFELDER Tobias	SUI	Int1: 35.21 (47)	Int2: 55.95 (50)	Int3: 1:14.34 (45)	Fin: 1:41.19 (54)	I1-I2: 20.74 (52)	I2-I3: 18.39 (40)	I3-Fin: 26.85 (57)	1.02 1.50 2.10 3.08	71.99	Avg.: 84.14
17	HOFFMANN Ambrosi	SUI	Int1: 34.84 (17)	Int2: 55.39 (26)	Int3: DNF	Fin: DNF	I1-I2: 20.55 (35)	I2-I3:	I3-Fin:	0.65 0.94		Avg.:
18	TRINKL Hannes	AUT	Int1: 35.23 (50)	Int2: 55.75 (37)	Int3: 1:14.45 (50)	Fin: 1:40.11 (38)	I1-I2: 20.52 (31)	I2-I3: 18.70 (56)	I3-Fin: 25.66 (10)	1.04 1.30 2.21 2.00	47.25	Avg.: 85.05
19	NYBERG Fredrik	SWE	Int1: 35.20 (46)	Int2: 55.93 (49)	Int3: 1:14.24 (40)	Fin: 1:40.11 (38)	I1-I2: 20.73 (51)	I2-I3: 18.31 (29)	I3-Fin: 25.87 (26)	1.01 1.48 2.00 2.00	47.25	Avg.: 85.05
20	KNAUSS Hans	AUT	Int1: 34.90 (20)	Int2: 54.88 (4)	Int3: 1:13.06 (9)	Fin: 1:39.15 (14)	I1-I2: 19.98 (2)	I2-I3: 18.18 (18)	I3-Fin: 26.09 (41)	0.71 0.43 0.82 1.04	24.81	Avg.: 85.87



AUDI FIS SKI WORLD CUP
3rd MEN'S SUPER-G
PERFORMANCE ANALYSIS 2



Number of Competitors: 66

Bib	Name	Nation	Positions			Partials			Difference		Speed	
			Pos.	Time	Rank	Pos.	Time	Rank	Time	Dist(m)	Pos.	km/h
21	KJUS Lasse	NOR	Int1: 35.04 (31)	Int2: 55.31 (19)	Int3: 1:13.26 (11)	Fin: 1:38.90 (10)	I1-I2: 20.27 (8)	I2-I3: 17.95 (8)	I3-Fin: 25.64 (9)	0.85 0.86 1.02 0.79	18.89	Avg.: 86.09
22	BUECHEL Marco	LIE	Int1: 34.61 (5)	Int2: 55.00 (6)	Int3: 1:12.94 (6)	Fin: 1:38.49 (3)	I1-I2: 20.39 (19)	I2-I3: 17.94 (6)	I3-Fin: 25.55 (4)	0.42 0.55 0.70 0.38	9.12	Avg.: 86.45
23	GRUBER Christoph	AUT	Int1: 34.69 (7)	Int2: 54.93 (5)	Int3: 1:13.02 (8)	Fin: 1:38.86 (9)	I1-I2: 20.24 (7)	I2-I3: 18.09 (13)	I3-Fin: 25.84 (25)	0.50 0.48 0.78 0.75	17.94	Avg.: 86.12
24	FRANZ Werner	AUT	Int1: 35.08 (33)	Int2: 55.38 (24)	Int3: 1:13.73 (26)	Fin: 1:39.60 (23)	I1-I2: 20.30 (11)	I2-I3: 18.35 (33)	I3-Fin: 25.87 (26)	0.89 0.93 1.49 1.49	35.38	Avg.: 85.48
25	STROBL Josef	AUT	Int1: 34.91 (21)	Int2: 55.08 (9)	Int3: 1:13.42 (15)	Fin: 1:38.91 (11)	I1-I2: 20.17 (5)	I2-I3: 18.34 (32)	I3-Fin: 25.49 (2)	0.72 0.63 1.18 0.80	19.13	Avg.: 86.08
26	DEFAGO Didier	SUI	Int1: 34.39 (2)	Int2: 54.47 (2)	Int3: 1:12.31 (2)	Fin: 1:38.11 (1)	I1-I2: 20.08 (3)	I2-I3: 17.84 (5)	I3-Fin: 25.80 (19)	0.20 0.02 0.07 0.00	0.00	Avg.: 86.78
27	SCHIFFERER Andreas	AUT	Int1: 34.98 (26)	Int2: 55.29 (17)	Int3: 1:13.28 (12)	Fin: 1:38.82 (8)	I1-I2: 20.31 (13)	I2-I3: 17.99 (10)	I3-Fin: 25.54 (3)	0.79 0.84 1.04 0.71	16.99	Avg.: 86.16
28	STROBL Fritz	AUT	Int1: 35.03 (30)	Int2: 55.19 (12)	Int3: 1:12.98 (7)	Fin: 1:39.47 (19)	I1-I2: 20.16 (4)	I2-I3: 17.79 (2)	I3-Fin: 26.49 (55)	0.84 0.74 0.74 1.36	32.34	Avg.: 85.59
29	AAMODT Kjetil Andre	NOR	Int1: 34.61 (5)	Int2: 54.80 (3)	Int3: 1:12.82 (4)	Fin: 1:38.65 (4)	I1-I2: 20.19 (6)	I2-I3: 18.02 (11)	I3-Fin: 25.83 (22)	0.42 0.35 0.58 0.54	12.95	Avg.: 86.31
30	CUCHE Didier	SUI	Int1: 34.98 (26)	Int2: 55.43 (28)	Int3: 1:13.53 (20)	Fin: 1:39.11 (13)	I1-I2: 20.45 (24)	I2-I3: 18.10 (14)	I3-Fin: 25.58 (6)	0.79 0.98 1.29 1.00	23.86	Avg.: 85.90



AUDI FIS SKI WORLD CUP
3rd MEN'S SUPER-G
PERFORMANCE ANALYSIS 2



Number of Competitors: 66

Bib	Name	Nation	Positions			Partials			Difference		Speed	
			Pos.	Time	Rank	Pos.	Time	Rank	Time	Dist(m)	Pos.	km/h
31	WALCHHOFER Michael	AUT	Int1:	34.19	(1)	I1-I2:			0.00			
			Int2:			I2-I3:						
			Int3:			I3-Fin:						
			Fin:	DNF								Avg.:
32	PAULSEN Lasse	NOR	Int1:	35.15	(41)	I1-I2:	20.80	(54)	0.96			
			Int2:	55.95	(50)	I2-I3:	18.42	(47)	1.50			
			Int3:	1:14.37	(46)	I3-Fin:	26.28	(49)	2.13			
			Fin:	1:40.65	(49)				2.54	59.68		Avg.: 84.59
33	GROENVOLD Audun	NOR	Int1:	35.19	(45)	I1-I2:	20.68	(47)	1.00			
			Int2:	55.87	(43)	I2-I3:	18.59	(54)	1.42			
			Int3:	1:14.46	(51)	I3-Fin:	26.22	(47)	2.22			
			Fin:	1:40.68	(50)				2.57	60.37		Avg.: 84.56
34	STANKALLA Stefan	GER	Int1:	34.71	(8)	I1-I2:	20.55	(35)	0.52			
			Int2:	55.26	(14)	I2-I3:	18.21	(21)	0.81			
			Int3:	1:13.47	(16)	I3-Fin:	25.72	(14)	1.23			
			Fin:	1:39.19	(16)				1.08	25.75		Avg.: 85.84
35	REICHELDT Hannes	AUT	Int1:	34.55	(4)	I1-I2:	19.90	(1)	0.36			
			Int2:	54.45	(1)	I2-I3:	17.79	(2)	0.00			
			Int3:	1:12.24	(1)	I3-Fin:	25.98	(34)	0.00			
			Fin:	1:38.22	(2)				0.11	2.65		Avg.: 86.68
36	STAUDACHER Patrick	ITA	Int1:	34.96	(22)	I1-I2:	20.42	(21)	0.77			
			Int2:	55.38	(24)	I2-I3:	17.95	(8)	0.93			
			Int3:	1:13.33	(13)	I3-Fin:			1.09			
			Fin:	DNF								Avg.:
37	CRETIER Claude	FRA	Int1:	34.97	(25)	I1-I2:	20.29	(9)	0.78			
			Int2:	55.26	(14)	I2-I3:	18.49	(50)	0.81			
			Int3:	1:13.75	(27)	I3-Fin:	25.92	(31)	1.51			
			Fin:	1:39.67	(26)				1.56	37.02		Avg.: 85.42
38	SULZENBACHER Kurt	ITA	Int1:	35.15	(41)	I1-I2:	20.62	(42)	0.96			
			Int2:	55.77	(38)	I2-I3:	18.49	(50)	1.32			
			Int3:	1:14.26	(42)	I3-Fin:	25.87	(26)	2.02			
			Fin:	1:40.13	(40)				2.02	47.71		Avg.: 85.03
39	GRUENENFELDER Juerg	SUI	Int1:	35.15	(41)	I1-I2:	20.72	(49)	0.96			
			Int2:	55.87	(43)	I2-I3:	18.39	(40)	1.42			
			Int3:	1:14.26	(42)	I3-Fin:	25.81	(20)	2.02			
			Fin:	1:40.07	(37)				1.96	46.32		Avg.: 85.08
40	FISCHNALLER Roland	ITA	Int1:	35.00	(29)	I1-I2:	20.35	(17)	0.81			
			Int2:	55.35	(21)	I2-I3:	18.33	(30)	0.90			
			Int3:	1:13.68	(23)	I3-Fin:	26.14	(43)	1.44			
			Fin:	1:39.82	(29)				1.71	40.51		Avg.: 85.29



AUDI FIS SKI WORLD CUP
3rd MEN'S SUPER-G
PERFORMANCE ANALYSIS 2



Number of Competitors: 66

Bib	Name	Nation	Positions			Partials			Difference		Speed	
			Pos.	Time	Rank	Pos.	Time	Rank	Time	Dist(m)	Pos.	km/h
41	GUFLER Michael	ITA	Int1: 35.10 (37)	Int2: 55.96 (52)	Int3: 1:14.18 (39)	Fin: 1:39.89 (31)	I1-I2: 20.86 (56)	I2-I3: 18.22 (23)	I3-Fin: 25.71 (13)	0.91 1.51 1.94 1.78	42.14	Avg.: 85.23
42	SPAROVEC Gregor	SLO	Int1: 34.89 (19)	Int2: 55.35 (21)	Int3: 1:13.70 (24)	Fin: 1:39.39 (18)	I1-I2: 20.46 (26)	I2-I3: 18.35 (33)	I3-Fin: 25.69 (12)	0.70 0.90 1.46 1.28	30.46	Avg.: 85.66
43	KERNEN Bruno	SUI	Int1: 34.87 (18)	Int2: 55.27 (16)	Int3: 1:13.21 (10)	Fin: 1:38.69 (5)	I1-I2: 20.40 (20)	I2-I3: 17.94 (6)	I3-Fin: 25.48 (1)	0.68 0.82 0.97 0.58	13.90	Avg.: 86.27
44	SKERBINEK Primoz	SLO	Int1: 36.20 (65)	Int2: DNF	Int3: DNF	Fin: DNF	I1-I2:	I2-I3:	I3-Fin:	2.01		Avg.:
45	SULLIVAN Marco	USA	Int1: 34.76 (11)	Int2: 55.23 (13)	Int3: 1:13.49 (18)	Fin: 1:39.16 (15)	I1-I2: 20.47 (27)	I2-I3: 18.26 (27)	I3-Fin: 25.67 (11)	0.57 0.78 1.25 1.05	25.04	Avg.: 85.86
46	JERMAN Andrej	SLO	Int1: 34.74 (9)	Int2: 55.30 (18)	Int3: 1:13.48 (17)	Fin: 1:39.10 (12)	I1-I2: 20.56 (37)	I2-I3: 18.18 (18)	I3-Fin: 25.62 (8)	0.55 0.85 1.24 0.99	23.63	Avg.: 85.91
47	RAUFFER Max	GER	Int1: 35.17 (44)	Int2: 55.89 (47)	Int3: 1:14.25 (41)	Fin: 1:40.32 (43)	I1-I2: 20.72 (49)	I2-I3: 18.36 (37)	I3-Fin: 26.07 (39)	0.98 1.44 2.01 2.21	52.10	Avg.: 84.87
48	HARI Konrad	SUI	Int1: 35.07 (32)	Int2: 55.74 (36)	Int3: 1:14.26 (42)	Fin: 1:40.51 (47)	I1-I2: 20.67 (45)	I2-I3: 18.52 (53)	I3-Fin: 26.25 (48)	0.88 1.29 2.02 2.40	56.47	Avg.: 84.71
49	GIANNELLI Mike	CAN	Int1: 36.20 (65)	Int2: DNF	Int3: DNF	Fin: DNF	I1-I2:	I2-I3:	I3-Fin:	2.01		Avg.:
50	GROS Giorgio	ITA	Int1: 34.83 (14)	Int2: 55.37 (23)	Int3: 1:13.62 (21)	Fin: 1:39.56 (21)	I1-I2: 20.54 (33)	I2-I3: 18.25 (25)	I3-Fin: 25.94 (32)	0.64 0.92 1.38 1.45	34.44	Avg.: 85.52



AUDI FIS SKI WORLD CUP
3rd MEN'S SUPER-G
PERFORMANCE ANALYSIS 2



Number of Competitors: 66

Bib	Name	Nation	Positions			Partials			Difference		Speed	
			Pos.	Time	Rank	Pos.	Time	Rank	Time	Dist(m)	Pos.	km/h
51	HUME Jeff	CAN	Int1: 34.98 (26)			I1-I2: 20.51 (30)			0.79			
			Int2: 55.49 (31)			I2-I3: 18.35 (33)			1.04			
			Int3: 1:13.84 (32)			I3-Fin: 27.03 (59)			1.60			
			Fin: 1:40.87 (51)						2.76	64.71	Avg.: 84.41	
52	SCHLOPY Erik	USA	Int1: 34.80 (13)			I1-I2: 20.30 (11)			0.61			
			Int2: 55.10 (10)			I2-I3: 18.70 (56)			0.65			
			Int3: 1:13.80 (31)			I3-Fin: 26.10 (42)			1.56			
			Fin: 1:39.90 (32)						1.79	42.38	Avg.: 85.23	
53	GUAY Erik	CAN	Int1: 35.28 (51)			I1-I2: 20.59 (40)			1.09			
			Int2: 55.87 (43)			I2-I3: 18.12 (15)			1.42			
			Int3: 1:13.99 (35)			I3-Fin: 25.78 (17)			1.75			
			Fin: 1:39.77 (27)						1.66	39.35	Avg.: 85.34	
54	BERTRAND Yannick	FRA	Int1: 35.43 (56)			I1-I2:			1.24			
			Int2:			I2-I3:						
			Int3:			I3-Fin:						
			Fin: DNF								Avg.:	
55	PEN Peter	SLO	Int1: 35.85 (62)			I1-I2: 20.56 (37)			1.66			
			Int2: 56.41 (60)			I2-I3: 18.60 (55)			1.96			
			Int3: 1:15.01 (58)			I3-Fin: 25.56 (5)			2.77			
			Fin: 1:40.57 (48)						2.46	57.85	Avg.: 84.66	
56	SVINDAL Aksel Lund	NOR	Int1: 34.83 (14)			I1-I2: 20.31 (13)			0.64			
			Int2: 55.14 (11)			I2-I3: 17.79 (2)			0.69			
			Int3: 1:12.93 (5)			I3-Fin: 25.83 (22)			0.69			
			Fin: 1:38.76 (6)						0.65	15.57	Avg.: 86.21	
57	ALBERTSEN Johnny	DAN	Int1: 35.93 (64)			I1-I2: 20.99 (59)			1.74			
			Int2: 56.92 (61)			I2-I3: 18.96 (60)			2.47			
			Int3: 1:15.88 (59)			I3-Fin: 26.45 (54)			3.64			
			Fin: 1:42.33 (58)						4.22	97.53	Avg.: 83.20	
58	MICKEL Finlay	GBR	Int1: 35.35 (54)			I1-I2: 20.67 (45)			1.16			
			Int2: 56.02 (53)			I2-I3: 18.40 (42)			1.57			
			Int3: 1:14.42 (49)			I3-Fin: 25.97 (33)			2.18			
			Fin: 1:40.39 (44)						2.28	53.71	Avg.: 84.81	
59	RIEDER Arnold	ITA	Int1: 34.96 (22)			I1-I2: 20.44 (22)			0.77			
			Int2: 55.40 (27)			I2-I3: 18.36 (37)			0.95			
			Int3: 1:13.76 (29)			I3-Fin: 25.59 (7)			1.52			
			Fin: 1:39.35 (17)						1.24	29.52	Avg.: 85.70	
60	LAVOIE Vincent	CAN	Int1: 35.47 (58)			I1-I2: 20.45 (24)			1.28			
			Int2: 55.92 (48)			I2-I3: 18.47 (49)			1.47			
			Int3: 1:14.39 (47)			I3-Fin: 25.87 (26)			2.15			
			Fin: 1:40.26 (42)						2.15	50.72	Avg.: 84.92	



AUDI FIS SKI WORLD CUP
3rd MEN'S SUPER-G
PERFORMANCE ANALYSIS 2



Number of Competitors: 66

Bib	Name	Nation	Positions			Partials			Difference		Speed	
			Pos.	Time	Rank	Pos.	Time	Rank	Time	Dist(m)	Pos.	km/h
61	BE CIRBEGOVIC Enis	BIH	Int1: 35.22 (49) Int2: 55.80 (39) Int3: Fin: DNF			I1-I2: 20.58 (39) I2-I3: I3-Fin:			1.03 1.35			Avg.:
62	FIALA Jakub	USA	Int1: 35.08 (33) Int2: 55.52 (32) Int3: 1:13.77 (30) Fin: 1:39.51 (20)			I1-I2: 20.44 (22) I2-I3: 18.25 (25) I3-Fin: 25.74 (15)			0.89 1.07 1.53 1.40	33.27		Avg.: 85.56
63	DENERIAZ Antoine	FRA	Int1: 34.77 (12) Int2: 55.06 (8) Int3: 1:13.41 (14) Fin: 1:39.62 (24)			I1-I2: 20.29 (9) I2-I3: 18.35 (33) I3-Fin: 26.21 (46)			0.58 0.61 1.17 1.51	35.85		Avg.: 85.46
64	VON WEISSENFLUH Rolf	SUI	Int1: 35.45 (57) Int2: 56.39 (59) Int3: 1:14.77 (54) Fin: 1:40.91 (52)			I1-I2: 20.94 (58) I2-I3: 18.38 (39) I3-Fin: 26.14 (43)			1.26 1.94 2.53 2.80	65.62		Avg.: 84.37
65	CHESTAKOV Pavel	RUS	Int1: 35.51 (59) Int2: 56.38 (58) Int3: 1:14.78 (55) Fin: 1:41.52 (56)			I1-I2: 20.87 (57) I2-I3: 18.40 (42) I3-Fin: 26.74 (56)			1.32 1.93 2.54 3.41	79.44		Avg.: 83.87
66	BEAR Aj	AUS	Int1: 34.83 (14) Int2: 55.47 (29) Int3: 1:13.49 (18) Fin: 1:39.56 (21)			I1-I2: 20.64 (43) I2-I3: 18.02 (11) I3-Fin: 26.07 (39)			0.64 1.02 1.25 1.45	34.44		Avg.: 85.52

LEGEND

Pos Intermediate or Speed Position **Dist(m)** Distance behind the first **Int2:** Intermediate 2 **DNF** Did Not Finish
Avg. Average Speed for the race **Int1:** Intermediate 1 **Int3:** Intermediate 3 **Fin:** Finish



AUDI FIS SKI WORLD CUP



AUDI FIS SKI WORLD CUP AFTER 3rd MEN'S SUPER-G SUPER-G FIS WCSL LIST

1 DEC 2002 Lake Louise (CAN)
8 DEC 2002 Vail – Beaver Creek (USA)
20 DEC 2002 Val Gardena – Gröden (ITA)

Number of Competitors: 67

Rank	FIS Code	Name	Nation	1	2	3	Base – X + Y = WCSL-SG			
1	50024	EBERHARTER Stephan	AUT	100	16	–	550	236	116	430
2	510030	CUCHE Didier	SUI	60	100	20	426	183	180	423
3	420382	AAMODT Kjetil Andre	NOR	50	36	50	310	133	136	313
4	510727	DEFAGO Didier	SUI	16	50	100	242	104	166	304
5	50124	SCHIFFERER Andreas	AUT	45	22	32	274	117	99	256
6	50182	STROBL Fritz	AUT	26	–	12	376	161	38	253
7	350032	BUECHEL Marco	LIE	40	80	60	79	34	180	225
8	50149	STROBL Josef	AUT	80	–	24	176	75	104	205
9	291116	FATTORI Alessandro	ITA	22	–	–	294	126	22	190
10	50451	GRUBER Christoph	AUT	5	9	29	229	98	43	174
11	50423	MAIER Hermann	AUT	–	–	–	294	126	–	168
12	420470	KJUS Lasse	NOR	20	14	26	176	75	60	161
13	50043	FRANZ Werner	AUT	11	6	8	229	98	25	156
14	50360	KNAUSS Hans	AUT	–	29	18	156	67	47	136
15	532431	MILLER Bode	USA	36	40	40	2	1	116	117
16	500139	NYBERG Fredrik	SWE	–	24	–	158	68	24	114
17	50221	TRINKL Hannes	AUT	24	60	–	40	17	84	107
18	510767	HOFFMANN Ambrosi	SUI	15	45	–	72	31	60	101
19	510747	GRUENENFELDER Tobias	SUI	13	26	–	99	42	39	96
20	420911	SOLBAKKEN Bjarne	NOR	8	32	–	89	38	40	91
21	531040	RAHLVES Daron	USA	–	–	4	150	64	4	90
22	191116	DALCIN Pierre–Emmanuel	FRA	29	–	–	100	43	29	86
23	50742	REICHELTHANN Hannes	AUT	–	–	80	–	–	80	80
24	510001	ACCOLA Paul	SUI	–	–	–	117	50	–	67
24	500150	JAERBYN Patrik	SWE	–	13	–	95	41	13	67
26	510478	KERNEN Bruno	SUI	10	–	45	14	6	55	63
27	510035	CAVEGN Franco	SUI	32	18	1	14	6	51	59
28	50600	GOERGL Stephan	AUT	7	–	–	81	35	7	53
29	290255	GHEDINA Kristian	ITA	–	–	–	88	38	–	50
30	420681	SIVERTSEN Kenneth	NOR	9	16	–	31	13	25	43
30	532028	VONN Thomas	USA	–	20	–	40	17	20	43
32	50058	GREBER Christian	AUT	–	–	–	72	31	–	41
33	421328	SVINDAL Aksel Lund	NOR	–	–	40	–	–	40	40





AUDI FIS SKI WORLD CUP



AUDI FIS SKI WORLD CUP AFTER 3rd MEN'S SUPER-G SUPER-G FIS WCSL LIST

1 DEC 2002 Lake Louise (CAN)
8 DEC 2002 Vail – Beaver Creek (USA)
20 DEC 2002 Val Gardena – Gröden (ITA)

Number of Competitors: 67

Rank	FIS Code	Name	Nation	1	2	3	Base - X + Y = WCSL-SG			
34	510812	BELTRAMETTI Silvano	SUI	-	-	-	60	26	-	34
34	533131	SULLIVAN Marco	USA	18	-	16	-	-	34	34
36	50753	KROELL Klaus	AUT	-	-	6	43	18	6	31
37	191415	BOTTOLLIER-LASQUIN M.	FRA	13	-	-	26	11	13	28
38	190945	FOURNIER-BIDOZ S.	FRA	-	7	-	35	15	7	27
38	560332	JERMAN Andrej	SLO	-	3	22	4	2	25	27
38	560302	SPAROVEC Gregor	SLO	3	-	13	20	9	16	27
41	190314	SAIONI Christophe	FRA	-	12	-	25	11	12	26
42	292455	FILL Peter	ITA	1	11	-	22	9	12	25
42	560151	KOBLAR Jernej	SLO	-	10	-	26	11	10	25
44	200249	STANKALLA Stefan	GER	-	-	15	14	6	15	23
45	420696	PAULSEN Lasse	NOR	2	-	-	31	13	2	20
46	200705	RAUFFER Max	GER	-	2	-	30	13	2	19
47	292056	GUFLER Michael	ITA	15	-	-	6	3	15	18
48	510145	LOCHER Steve	SUI	-	-	-	29	12	-	17
49	530137	FIALA Jakub	USA	-	5	11	-	-	16	16
50	191115	CRETIER Claude	FRA	-	-	5	18	8	5	15
50	50310	RZEHAK Peter	AUT	-	-	-	27	12	-	15
52	291421	RIEDER Arnold	ITA	-	-	14	-	-	14	14
53	291389	FISCHNALLER Roland	ITA	4	-	2	10	4	6	12
53	420830	GROENVOLD Audun	NOR	-	4	-	14	6	4	12
55	40170	BEAR Aj	AUS	-	-	10	-	-	10	10
55	291210	GROS Giorgio	ITA	-	-	10	-	-	10	10
57	530703	SCHLOPY Erik	USA	-	9	-	-	-	9	9
58	290998	STAUDACHER Patrick	ITA	6	-	-	3	1	6	8
59	190930	DENERIAZ Antoine	FRA	-	-	7	-	-	7	7
60	102263	GUAY Erik	CAN	-	-	4	-	-	4	4
61	50761	ALSTER Christoph	AUT	-	-	-	4	2	-	2
61	350041	HASLER Juergen	LIE	-	-	-	3	1	-	2
61	191007	PICCARD Jeff	FRA	-	-	-	4	2	-	2
61	560298	REBERSAK Jernej	SLO	-	-	-	3	1	-	2
65	510207	HARI Konrad	SUI	-	1	-	-	-	1	1
65	290489	SELETTO Erik	ITA	-	-	-	2	1	-	1



AUDI FIS SKI WORLD CUP



AUDI FIS SKI WORLD CUP AFTER 3rd MEN'S SUPER-G SUPER-G FIS WCSL LIST

1 DEC 2002 Lake Louise (CAN)
8 DEC 2002 Vail – Beaver Creek (USA)
20 DEC 2002 Val Gardena – Gröden (ITA)

Number of Competitors: 67

Rank	FIS Code	Name	Nation	1	2	3	Base	X	+	Y	= WCSL-SG
65	421040	STRAND Stein Kristian	NOR	-	-	-	1	-	-	-	1

Number of Competitors per Nation until 60th position

AUS : 1	AUT : 14	CAN : 1	FRA : 6	GER : 2	ITA : 8
LIE : 1	NOR : 7	SLO : 3	SUI : 9	SWE : 2	USA : 6

LEGEND	
Base	Last season WCSL points
X	(Base / number of planned races in the current season) * number of completed races in the current season
Y	WC points won in the current season
WCSL-SG	World Cup Start List points for Super-G

20-12-2002 / Val Gardena – Gröden (ITA) / 1109

Page 3/3

www.fis-ski.com

Generation Date: FRI 20 DEC 2002

Time: 14:04 Swatch Internet Time: @586

Document: 60A 1.0





AUDI FIS SKI WORLD CUP




AUDI FIS SKI WORLD CUP AFTER 3rd MEN'S SUPER-G OVERALL FIS WCSL LIST

Number of Competitors: 177

Rank	FIS Code	Name	Nation	WCSL	DH	SL	GS	SG	K
1	50024	EBERHARTER Stephan	AUT	1894	952 (1)	–	512 (2)	430 (1)	–
2	420382	AAMODT Kjetil Andre	NOR	1457	431 (3)	239 (11)	174 (17)	313 (3)	300 (1)
3	532431	MILLER Bode	USA	1224	80 (27)	458 (3)	409 (5)	117 (15)	160 (3)
4	510030	CUCHE Didier	SUI	1050	231 (16)	–	396 (7)	423 (2)	–
5	50182	STROBL Fritz	AUT	824	571 (2)	–	–	253 (6)	–
6	50423	MAIER Hermann	AUT	774	286 (9)	–	284 (8)	168 (11)	36 (14)
7	420470	KJUS Lasse	NOR	742	221 (17)	83 (25)	92 (25)	161 (12)	185 (2)
8	380260	KOSTELIC Ivica	CRO	699	–	618 (1)	81 (26)	–	–
9	50625	RAICH Benjamin	AUT	675	–	198 (15)	417 (4)	–	60 (7)
10	510727	DEFAGO Didier	SUI	669	120 (23)	–	195 (12)	304 (4)	50 (10)
11	510318	VON GRUENIGEN Michael	SUI	595	–	59 (30)	536 (1)	–	–
12	500139	NYBERG Fredrik	SWE	564	45 (37)	–	405 (6)	114 (16)	–
13	191139	VIDAL Jean-Pierre	FRA	549	–	540 (2)	9 (52)	–	–
14	50149	STROBL Josef	AUT	520	243 (15)	–	72 (27)	205 (8)	–
15	50124	SCHIFFERER Andreas	AUT	513	119 (24)	–	138 (19)	256 (5)	–
16	50451	GRUBER Christoph	AUT	510	61 (34)	–	275 (9)	174 (10)	–
17	50221	TRINKL Hannes	AUT	501	394 (4)	–	–	107 (17)	–
18	190236	COVILI Frederic	FRA	499	–	–	499 (3)	–	–
19	50271	SCHILCHEGGER Heinz	AUT	475	–	292 (6)	183 (14)	–	–
20	50547	SCHOENFELDER Rainer	AUT	425	–	360 (4)	15 (42)	–	50 (10)
21	50043	FRANZ Werner	AUT	409	253 (13)	–	–	156 (13)	–
21	50041	WALCHHOFER Michael	AUT	409	349 (5)	–	–	–	60 (7)
23	510767	HOFFMANN Ambrosi	SUI	403	290 (8)	–	12 (49)	101 (18)	–
24	510035	CAVEGN Franco	SUI	398	339 (6)	–	–	59 (27)	–
25	290255	GHEDINA Kristian	ITA	394	308 (7)	–	–	50 (29)	36 (14)
26	50360	KNAUSS Hans	AUT	359	57 (36)	–	166 (18)	136 (14)	–
27	290478	ROCCA Giorgio	ITA	327	–	327 (5)	–	–	–
28	50058	GREBER Christian	AUT	318	277 (11)	–	–	41 (32)	–
29	291641	SULZENBACHER Kurt	ITA	316	258 (12)	–	–	–	58 (9)
30	50753	KROELL Klaus	AUT	309	278 (10)	–	–	31 (36)	–
31	350032	BUECHEL Marco	LIE	285	33 (41)	–	27 (38)	225 (7)	–
32	180251	PALANDER Kalle	FIN	281	–	268 (9)	13 (48)	–	–
33	50004	ALBRECHT Kilian	AUT	280	–	256 (10)	–	–	24 (21)
34	510478	KERNEN Bruno	SUI	279	216 (18)	–	–	63 (26)	–
35	560154	KUNC Mitja	SLO	274	–	274 (7)	–	–	–
36	420069	BURAAS Hans-Petter	NOR	273	–	273 (8)	–	–	–



AUDI FIS SKI WORLD CUP



AUDI FIS SKI WORLD CUP AFTER 3rd MEN'S SUPER-G OVERALL FIS WCSL LIST

Number of Competitors: 177

Rank	FIS Code	Name	Nation	WCSL	DH	SL	GS	SG	K
37	291116	FATTORI Alessandro	ITA	270	60 (35)	–	–	190 (9)	20 (23)
38	531040	RAHLVES Daron	USA	261	162 (22)	–	9 (52)	90 (21)	–
39	50310	RZEHAK Peter	AUT	259	244 (14)	–	–	15 (50)	–
40	420911	SOLBAKKEN Bjarne	NOR	258	62 (33)	–	105 (23)	91 (20)	–
41	292000	BLARDONE Massimiliano	ITA	253	–	–	253 (10)	–	–
42	50707	MATT Mario	AUT	233	–	218 (13)	15 (42)	–	–
43	190930	DENERIAZ Antoine	FRA	231	195 (19)	–	–	7 (59)	29 (19)
44	190012	AMIEZ Sebastien	FRA	223	–	223 (12)	–	–	–
45	190677	CHENAL Joel	FRA	221	–	–	221 (11)	–	–
46	191116	DALCIN Pierre–Emmanuel	FRA	203	117 (25)	–	–	86 (22)	–
47	420328	STIANSEN Tom	NOR	202	–	202 (14)	–	–	–
48	190915	BOURGEAT Pierrick	FRA	191	–	191 (16)	–	–	–
48	50624	PRANGER Manfred	AUT	191	–	191 (16)	–	–	–
50	180212	UOTILA Sami	FIN	188	–	–	188 (13)	–	–
51	191115	CRETIER Claude	FRA	186	171 (21)	–	–	15 (50)	–
52	50126	MAYER Christian	AUT	179	–	–	179 (15)	–	–
53	201189	ECKERT Florian	GER	178	178 (20)	–	–	–	–
54	190707	MILLET Vincent	FRA	177	–	–	177 (16)	–	–
55	510001	ACCOLA Paul	SUI	176	19 (50)	–	5 (60)	67 (24)	85 (4)
56	420148	KARLSEN Truls Ove	NOR	174	–	174 (18)	–	–	–
56	560033	KOSIR Jure	SLO	174	–	162 (20)	12 (49)	–	–
58	100115	GRANDI Thomas	CAN	167	–	46 (37)	121 (20)	–	–
59	510747	GRUENENFELDER Tobias	SUI	165	7 (63)	–	62 (29)	96 (19)	–
60	500656	LARSSON Markus	SWE	164	–	164 (19)	–	–	–
61	560230	GRUBELNIK Drago	SLO	142	–	142 (21)	–	–	–
61	530703	SCHLOPY Erik	USA	142	–	68 (28)	65 (28)	9 (57)	–
63	190945	FOURNIER–BIDOZ Sebastien	FRA	135	108 (26)	–	–	27 (38)	–
64	531557	KNIGHT Chip	USA	127	–	127 (22)	–	–	–
65	560332	JERMAN Andrej	SLO	126	17 (52)	–	–	27 (38)	82 (5)
66	420681	SIVERTSEN Kenneth	NOR	123	73 (28)	–	7 (57)	43 (30)	–
67	101895	ROY Jean–Philippe	CAN	120	–	56 (32)	32 (35)	–	32 (18)
68	291421	RIEDER Arnold	ITA	114	–	–	100 (24)	14 (52)	–
69	291768	ROBERTO Alessandro	ITA	113	–	–	113 (21)	–	–
70	420556	STRAND NILSEN Harald Chr.	NOR	109	–	109 (23)	–	–	–
71	560050	PAVLOVIC Uros	SLO	108	–	–	108 (22)	–	–
72	500150	JAERBYN Patrik	SWE	102	35 (40)	–	–	67 (24)	–



AUDI FIS SKI WORLD CUP



AUDI FIS SKI WORLD CUP AFTER 3rd MEN'S SUPER-G OVERALL FIS WCSL LIST

Number of Competitors: 177

Rank	FIS Code	Name	Nation	WCSL	DH	SL	GS	SG	K
73	533131	SULLIVAN Marco	USA	99	65 (31)	–	–	34 (34)	–
74	150571	HAYER Stanley	CZE	93	–	27 (49)	–	–	66 (6)
75	510577	IMBODEN Urs	SUI	87	–	87 (24)	–	–	–
76	560089	MLEKUZ Rene	SLO	83	–	83 (25)	–	–	–
77	291389	FISCHNALLER Roland	ITA	82	70 (29)	–	–	12 (53)	–
77	560151	KOBLAR Jernej	SLO	82	–	–	28 (36)	25 (42)	29 (19)
79	420059	FURUSETH Ole Christian	NOR	80	–	80 (27)	–	–	–
79	50742	REICHELTH Hannes	AUT	80	–	–	–	80 (23)	–
81	190278	LLORACH Gaetan	FRA	72	–	27 (49)	–	–	45 (12)
82	50600	GOERGL Stephan	AUT	68	–	–	15 (42)	53 (28)	–
82	510756	VON WEISSENFLUH Rolf	SUI	68	68 (30)	–	–	–	–
84	50473	SEER Florian	AUT	67	–	45 (39)	22 (39)	–	–
85	292455	FILL Peter	ITA	66	1 (72)	–	40 (31)	25 (42)	–
86	201240	EBERLE Markus	GER	64	–	64 (29)	–	–	–
86	532028	VONN Thomas	USA	64	–	–	21 (40)	43 (30)	–
88	290117	CATTANEO Luca	ITA	63	63 (32)	–	–	–	–
88	560302	SPAROVEC Gregor	SLO	63	36 (39)	–	–	27 (38)	–
90	50688	MARINAC Martin	AUT	61	–	43 (41)	18 (41)	–	–
91	560371	DRAGSIC Mitja	SLO	58	–	58 (31)	–	–	–
92	191415	BOTTOLLIER-LASQUIN Marc	FRA	55	27 (44)	–	–	28 (37)	–
93	350007	GANAHL Markus	LIE	54	–	54 (33)	–	–	–
93	420830	GROENVOLD Audun	NOR	54	42 (38)	–	–	12 (53)	–
95	191007	PICCARD Jeff	FRA	51	–	–	49 (30)	2 (61)	–
96	291469	ZARDINI Edoardo	ITA	50	–	50 (34)	–	–	–
97	430281	BACHLEDA Andrzej	POL	48	–	48 (35)	–	–	–
97	421328	SVINDAL Aksel Lund	NOR	48	–	–	8 (56)	40 (33)	–
97	560056	VRHOVNIK Matjaz	SLO	48	–	48 (35)	–	–	–
100	290998	STAUDACHER Patrick	ITA	47	3 (68)	–	–	8 (58)	36 (14)
101	532497	ROTHROCK Tom	USA	46	–	46 (37)	–	–	–
102	220044	BAXTER Alain	GBR	44	–	44 (40)	–	–	–
103	421040	STRAND Stein Kristian	NOR	41	–	–	–	1 (65)	40 (13)
104	292120	SIMONCELLI Davide	ITA	40	–	3 (68)	37 (32)	–	–
105	290023	BERGAMELLI Giancarlo	ITA	38	–	38 (42)	–	–	–
106	510638	CASANOVA Marco	SUI	37	–	37 (43)	–	–	–
106	532188	SPENCER Dane	USA	37	–	–	37 (32)	–	–
108	510145	LOCHER Steve	SUI	36	10 (57)	–	9 (52)	17 (48)	–



AUDI FIS SKI WORLD CUP



AUDI FIS SKI WORLD CUP AFTER 3rd MEN'S SUPER-G OVERALL FIS WCSL LIST

Number of Competitors: 177

Rank	FIS Code	Name	Nation	WCSL	DH	SL	GS	SG	K
108	290214	NANA Matteo	ITA	36	–	–	–	–	36 (14)
108	200705	RAUFFER Max	GER	36	17 (52)	–	–	19 (46)	–
108	292250	SCHIEPPATI Alberto	ITA	36	–	–	36 (34)	–	–
108	191425	TISSOT Stephane	FRA	36	–	36 (44)	–	–	–
113	300804	MINAGAWA Kentaro	JPN	35	–	35 (45)	–	–	–
114	510812	BELTRAMETTI Silvano	SUI	34	–	–	–	34 (34)	–
115	530137	FIALA Jakub	USA	33	17 (52)	–	–	16 (49)	–
116	190314	SAIONI Christophe	FRA	32	–	–	6 (58)	26 (41)	–
117	530240	FLEISCHER Chad	USA	31	31 (42)	–	–	–	–
118	50695	BUDER Andreas	AUT	30	30 (43)	–	–	–	–
118	290578	WEISS Angelo	ITA	30	–	30 (46)	–	–	–
120	190510	PAGE Kevin	FRA	29	–	29 (47)	–	–	–
121	290693	PLONER Alexander	ITA	28	–	–	28 (36)	–	–
121	530667	PUCKETT P Casey	USA	28	–	28 (48)	–	–	–
123	510476	HERRMANN Markus	SUI	27	27 (44)	–	–	–	–
124	190097	BURTIN Nicolas	FRA	25	25 (46)	–	–	–	–
124	200249	STANKALLA Stefan	GER	25	2 (70)	–	–	23 (44)	–
126	50831	GRAGGABER Thomas	AUT	24	24 (47)	–	–	–	–
127	560187	PEN Peter	SLO	23	23 (48)	–	–	–	–
128	290489	SELETTO Erik	ITA	22	21 (49)	–	–	1 (65)	–
128	150149	ZAKOURIL Borek	CZE	22	–	–	–	–	22 (22)
130	291404	PERATHONER Alan	ITA	21	–	21 (51)	–	–	–
131	50605	HERBST Reinfried	AUT	20	–	20 (52)	–	–	–
131	420696	PAULSEN Lasse	NOR	20	–	–	–	20 (45)	–
131	510890	ZURBRIGGEN Silvan	SUI	20	–	20 (52)	–	–	–
134	40170	BEAR Aj	AUS	18	8 (61)	–	–	10 (55)	–
134	480031	FILISCHKIN Andrej	RUS	18	–	–	–	–	18 (24)
134	510051	GRUENENFELDER Juerg	SUI	18	18 (51)	–	–	–	–
134	292056	GUFLER Michael	ITA	18	–	–	–	18 (47)	–
138	291990	BERBENNI Matteo	ITA	16	16 (55)	–	–	–	–
138	220030	GREEN Ross	GBR	16	–	–	–	–	16 (25)
140	291471	COGOLI Patrick	ITA	15	–	–	15 (42)	–	–
140	50482	HOLZKNECHT Norbert	AUT	15	15 (56)	–	–	–	–
142	191227	BURTIN Raphael	FRA	14	–	–	14 (46)	–	–
142	530113	GROS Sacha	USA	14	–	14 (54)	–	–	–
142	290705	HOLZER Patrick	ITA	14	–	–	14 (46)	–	–



AUDI FIS SKI WORLD CUP



AUDI FIS SKI WORLD CUP AFTER 3rd MEN'S SUPER-G OVERALL FIS WCSL LIST

Number of Competitors: 177

Rank	FIS Code	Name	Nation	WCSL	DH	SL	GS	SG	K
142	191459	LIZEROUX Julien	FRA	14	-	14 (54)	-	-	-
142	421098	NILSEN Andreas	NOR	14	-	14 (54)	-	-	-
147	560406	GORZA Ales	SLO	13	-	13 (57)	-	-	-
147	560115	MIKLAVC Andrej	SLO	13	-	13 (57)	-	-	-
147	533866	NYMAN Steven	USA	13	-	13 (57)	-	-	-
147	560355	VALENCIC Mitja	SLO	13	-	13 (57)	-	-	-
151	510278	DEFAGO Daniel	SUI	11	-	11 (61)	-	-	-
151	50171	SALZGEBER Rainer	AUT	11	-	-	11 (51)	-	-
151	200251	VOGL Alois	GER	11	-	11 (61)	-	-	-
154	510765	COLLENBERG Claudio	SUI	10	10 (57)	-	-	-	-
154	50595	EGGER Pierre	AUT	10	-	10 (63)	-	-	-
154	291210	GROS Giorgio	ITA	10	-	-	-	10 (55)	-
157	191746	DE TESSIERES Gauthier	FRA	9	-	-	9 (52)	-	-
157	101139	MC BEATH Darin	CAN	9	9 (59)	-	-	-	-
157	100465	PODIVINSKY Ed	CAN	9	9 (59)	-	-	-	-
160	220228	MICKEL Finlay	GBR	8	8 (61)	-	-	-	-
161	290383	GALLI Lorenzo	ITA	7	7 (63)	-	-	-	-
161	102263	GUAY Erik	CAN	7	3 (68)	-	-	4 (60)	-
161	560419	SKERBINEK Primoz	SLO	7	7 (63)	-	-	-	-
161	50213	SYKORA Thomas	AUT	7	-	7 (64)	-	-	-
165	200056	ERTL Andreas	GER	6	-	-	6 (58)	-	-
165	180121	MARILA Mika	FIN	6	-	6 (65)	-	-	-
167	500499	BROLENIUS Johan	SWE	5	-	5 (66)	-	-	-
167	532490	MACARTNEY Scott	USA	5	5 (66)	-	-	-	-
169	191640	ANSELMET Alexandre	FRA	4	-	4 (67)	-	-	-
169	510344	ZUEGER Daniel	SUI	4	4 (67)	-	-	-	-
171	510715	GEISSER Thomas	SUI	3	-	3 (68)	-	-	-
171	290982	SCHMID Hannes Paul	ITA	3	-	3 (68)	-	-	-
173	50761	ALSTER Christoph	AUT	2	-	-	-	2 (61)	-
173	191591	BERTRAND Yannick	FRA	2	2 (70)	-	-	-	-
173	350041	HASLER Juergen	LIE	2	-	-	-	2 (61)	-
173	560298	REBERSAK Jernej	SLO	2	-	-	-	2 (61)	-
177	510207	HARI Konrad	SUI	1	-	-	-	1 (65)	-

LEGEND

GS Giant Slalom points **SG** Super-G points **DH** Downhill points **WCSL** Overall points **SL** Slalom points
K Combined points

20-12-2002 / Val Gardena - Gröden (ITA) / 1109

Page 5/5

www.fis-ski.com

Generation Date: FRI 20 DEC 2002

Time: 14:04 Swatch Internet Time: @586

Document: 60B 1.0





AUDI FIS SKI WORLD CUP



AUDI FIS SKI WORLD CUP AFTER 3rd MEN'S SUPER-G SUPER-G FIS WORLD CUP STANDINGS

1 DEC 2002 Lake Louise (CAN)
8 DEC 2002 Vail – Beaver Creek (USA)
20 DEC 2002 Val Gardena – Gröden (ITA)

Number of Competitors: 54

Rank	FIS Code	Name	Nation	1	2	3	WC-SG Diff.
1	350032	BUECHEL Marco	LIE	40	80	60	180
1	510030	CUCHE Didier	SUI	60	100	20	180
3	510727	DEFAGO Didier	SUI	16	50	100	166 - 14
4	420382	AAMODT Kjetil Andre	NOR	50	36	50	136 - 44
5	50024	EBERHARTER Stephan	AUT	100	16	-	116 - 64
5	532431	MILLER Bode	USA	36	40	40	116 - 64
7	50149	STROBL Josef	AUT	80	-	24	104 - 76
8	50124	SCHIFFERER Andreas	AUT	45	22	32	99 - 81
9	50221	TRINKL Hannes	AUT	24	60	-	84 - 96
10	50742	REICHELTHANNES Hannes	AUT	-	-	80	80 - 100
11	510767	HOFFMANN Ambrosi	SUI	15	45	-	60 - 120
11	420470	KJUS Lasse	NOR	20	14	26	60 - 120
13	510478	KERNEN Bruno	SUI	10	-	45	55 - 125
14	510035	CAVEGN Franco	SUI	32	18	1	51 - 129
15	50360	KNAUSS Hans	AUT	-	29	18	47 - 133
16	50451	GRUBER Christoph	AUT	5	9	29	43 - 137
17	420911	SOLBAKKEN Bjarne	NOR	8	32	-	40 - 140
17	421328	SVINDAL Aksel Lund	NOR	-	-	40	40 - 140
19	510747	GRUENENFELDER Tobias	SUI	13	26	-	39 - 141
20	50182	STROBL Fritz	AUT	26	-	12	38 - 142
21	533131	SULLIVAN Marco	USA	18	-	16	34 - 146
22	191116	DALCIN Pierre-Emmanuel	FRA	29	-	-	29 - 151
23	50043	FRANZ Werner	AUT	11	6	8	25 - 155
23	560332	JERMAN Andrej	SLO	-	3	22	25 - 155
23	420681	SIVERTSEN Kenneth	NOR	9	16	-	25 - 155
26	500139	NYBERG Fredrik	SWE	-	24	-	24 - 156
27	291116	FATTORI Alessandro	ITA	22	-	-	22 - 158
28	532028	VONN Thomas	USA	-	20	-	20 - 160
29	530137	FIALA Jakub	USA	-	5	11	16 - 164
29	560302	SPAROVEC Gregor	SLO	3	-	13	16 - 164
31	292056	GUFLER Michael	ITA	15	-	-	15 - 165
31	200249	STANKALLA Stefan	GER	-	-	15	15 - 165
33	291421	RIEDER Arnold	ITA	-	-	14	14 - 166





AUDI FIS SKI WORLD CUP



AUDI FIS SKI WORLD CUP AFTER 3rd MEN'S SUPER-G SUPER-G FIS WORLD CUP STANDINGS

1 DEC 2002 Lake Louise (CAN)
8 DEC 2002 Vail – Beaver Creek (USA)
20 DEC 2002 Val Gardena – Gröden (ITA)

Number of Competitors: 54

Rank	FIS Code	Name	Nation	1	2	3	WC-SG Diff.
34	191415	BOTTOLLIER-LASQUIN M.	FRA	13	-	-	13 - 167
34	500150	JAERBYN Patrik	SWE	-	13	-	13 - 167
36	292455	FILL Peter	ITA	1	11	-	12 - 168
36	190314	SAIONI Christophe	FRA	-	12	-	12 - 168
38	40170	BEAR Aj	AUS	-	-	10	10 - 170
38	291210	GROS Giorgio	ITA	-	-	10	10 - 170
38	560151	KOBLAR Jernej	SLO	-	10	-	10 - 170
41	530703	SCHLOPY Erik	USA	-	9	-	9 - 171
42	190930	DENERIAZ Antoine	FRA	-	-	7	7 - 173
42	190945	FOURNIER-BIDOZ S.	FRA	-	7	-	7 - 173
42	50600	GOERGL Stephan	AUT	7	-	-	7 - 173
45	291389	FISCHNALLER Roland	ITA	4	-	2	6 - 174
45	50753	KROELL Klaus	AUT	-	-	6	6 - 174
45	290998	STAUDACHER Patrick	ITA	6	-	-	6 - 174
48	191115	CRETIER Claude	FRA	-	-	5	5 - 175
49	420830	GROENVOLD Audun	NOR	-	4	-	4 - 176
49	102263	GUAY Erik	CAN	-	-	4	4 - 176
49	531040	RAHLVES Daron	USA	-	-	4	4 - 176
52	420696	PAULSEN Lasse	NOR	2	-	-	2 - 178
52	200705	RAUFFER Max	GER	-	2	-	2 - 178
54	510207	HARI Konrad	SUI	-	1	-	1 - 179

LEGEND

WC-SG World Cup points for Super-G Diff. Points Difference

20-12-2002 / Val Gardena – Gröden (ITA) / 1109

Page 2/2

www.fis-ski.com

Generation Date: FRI 20 DEC 2002


Time: 14:04 Swatch Internet Time: @586

Document: 25 1.0





AUDI FIS SKI WORLD CUP



AUDI FIS SKI WORLD CUP AFTER 3rd MEN'S SUPER-G OVERALL FIS WORLD CUP STANDINGS

Number of Competitors: 122

Rank	FIS Code	Name	Nation	Points	DH	SL	GS	SG	K
					3 races	2 races	3 races	3 races	
1	50024	EBERHARTER Stephan	AUT	548	300 (1)	–	132 (3)	116 (5)	–
2	420382	AAMODT Kjetil Andre	NOR	356	141 (2)	16 (26)	63 (15)	136 (4)	–
3	510727	DEFAGO Didier	SUI	338	93 (7)	–	79 (9)	166 (3)	–
4	532431	MILLER Bode	USA	321	80 (8)	–	125 (4)	116 (5)	–
5	510030	CUCHE Didier	SUI	306	54 (16)	–	72 (11)	180 (1)	–
6	510318	VON GRUENIGEN Michael	SUI	260	–	–	260 (1)	–	–
7	50124	SCHIFFERER Andreas	AUT	230	76 (10)	–	55 (16)	99 (8)	–
8	350032	BUECHEL Marco	LIE	225	33 (21)	–	12 (33)	180 (1)	–
9	50221	TRINKL Hannes	AUT	216	132 (3)	–	–	84 (9)	–
10	50149	STROBL Josef	AUT	189	65 (12)	–	20 (27)	104 (7)	–
11	190236	COVILI Frederic	FRA	145	–	–	145 (2)	–	–
12	50182	STROBL Fritz	AUT	144	106 (6)	–	–	38 (20)	–
13	50625	RAICH Benjamin	AUT	139	–	70 (9)	69 (13)	–	–
14	50451	GRUBER Christoph	AUT	138	–	–	95 (7)	43 (16)	–
15	510767	HOFFMANN Ambrosi	SUI	133	61 (13)	–	12 (33)	60 (11)	–
16	380260	KOSTELIC Ivica	CRO	130	–	118 (1)	12 (33)	–	–
16	50753	KROELL Klaus	AUT	130	124 (5)	–	–	6 (45)	–
18	50041	WALCHHOFER Michael	AUT	128	128 (4)	–	–	–	–
19	500139	NYBERG Fredrik	SWE	122	2 (46)	–	96 (6)	24 (26)	–
20	50360	KNAUSS Hans	AUT	120	4 (41)	–	69 (13)	47 (15)	–
21	50547	SCHOENFELDER Rainer	AUT	115	–	100 (3)	15 (31)	–	–
22	510478	KERNEN Bruno	SUI	107	52 (18)	–	–	55 (13)	–
23	420148	KARLSEN Truls Ove	NOR	105	–	105 (2)	–	–	–
24	510035	CAVEGN Franco	SUI	104	53 (17)	–	–	51 (14)	–
25	420911	SOLBAKKEN Bjarne	NOR	103	29 (23)	–	34 (23)	40 (17)	–
26	50271	SCHILCHEGGER Heinz	AUT	101	–	58 (10)	43 (19)	–	–
27	50043	FRANZ Werner	AUT	100	75 (11)	–	–	25 (23)	–
28	292000	BLARDONE Massimiliano	ITA	97	–	–	97 (5)	–	–
29	290478	ROCCA Giorgio	ITA	93	–	93 (4)	–	–	–
30	291421	RIEDER Arnold	ITA	91	–	–	77 (10)	14 (33)	–
31	50126	MAYER Christian	AUT	90	–	–	90 (8)	–	–
31	191139	VIDAL Jean-Pierre	FRA	90	–	85 (5)	5 (42)	–	–
33	190915	BOURGEAT Pierrick	FRA	82	–	82 (6)	–	–	–
34	531040	RAHLVES Daron	USA	81	77 (9)	–	–	4 (49)	–
35	50742	REICHELTHANN Hannes	AUT	80	–	–	–	80 (10)	–
36	531557	KNIGHT Chip	USA	76	–	76 (7)	–	–	–



AUDI FIS SKI WORLD CUP



AUDI FIS SKI WORLD CUP AFTER 3rd MEN'S SUPER-G OVERALL FIS WORLD CUP STANDINGS

Number of Competitors: 122

Rank	FIS Code	Name	Nation	Points	DH	SL	GS	SG	K
					3 races	2 races	3 races	3 races	
36	50624	PRANGER Manfred	AUT	76	–	76 (7)	–	–	–
38	533131	SULLIVAN Marco	USA	74	40 (20)	–	–	34 (21)	–
39	420470	KJUS Lasse	NOR	73	–	–	13 (32)	60 (11)	–
40	190677	CHENAL Joel	FRA	70	–	–	70 (12)	–	–
41	190930	DENERIAZ Antoine	FRA	68	61 (13)	–	–	7 (42)	–
42	510747	GRUENENFELDER Tobias	SUI	66	7 (38)	–	20 (27)	39 (19)	–
43	100115	GRANDI Thomas	CAN	64	–	16 (26)	48 (17)	–	–
44	50310	RZEHAK Peter	AUT	58	58 (15)	–	–	–	–
44	530703	SCHLOPY Erik	USA	58	–	4 (36)	45 (18)	9 (41)	–
46	190945	FOURNIER-BIDOZ Sebastien	FRA	57	50 (19)	–	–	7 (42)	–
47	292455	FILL Peter	ITA	53	1 (47)	–	40 (21)	12 (36)	–
48	50004	ALBRECHT Kilian	AUT	50	–	50 (11)	–	–	–
48	420069	BURAAS Hans-Petter	NOR	50	–	50 (11)	–	–	–
50	421328	SVINDAL Aksel Lund	NOR	48	–	–	8 (37)	40 (17)	–
51	191116	DALCIN Pierre-Emmanuel	FRA	47	18 (26)	–	–	29 (22)	–
52	420556	STRAND NILSEN Harald Chr.	NOR	44	–	44 (13)	–	–	–
53	291768	ROBERTO Alessandro	ITA	43	–	–	43 (19)	–	–
54	560332	JERMAN Andrej	SLO	42	17 (29)	–	–	25 (23)	–
55	50688	MARINAC Martin	AUT	40	–	22 (22)	18 (29)	–	–
56	420681	SIVERTSEN Kenneth	NOR	39	14 (30)	–	–	25 (23)	–
57	190707	MILLET Vincent	FRA	37	–	–	37 (22)	–	–
58	291116	FATTORI Alessandro	ITA	33	11 (32)	–	–	22 (27)	–
58	180251	PALANDER Kalle	FIN	33	–	33 (14)	–	–	–
60	560050	PAVLOVIC Uros	SLO	31	–	–	31 (24)	–	–
60	420328	STIANSEN Tom	NOR	31	–	31 (15)	–	–	–
62	50695	BUDER Andreas	AUT	30	30 (22)	–	–	–	–
63	560371	DRAGSIC Mitja	SLO	29	–	29 (16)	–	–	–
63	530137	FIALA Jakub	USA	29	13 (31)	–	–	16 (29)	–
63	560089	MLEKUZ Rene	SLO	29	–	29 (16)	–	–	–
63	190510	PAGE Kevin	FRA	29	–	29 (16)	–	–	–
67	500656	LARSSON Markus	SWE	27	–	27 (19)	–	–	–
68	50473	SEER Florian	AUT	26	–	26 (20)	–	–	–
69	50831	GRAGGABER Thomas	AUT	24	24 (24)	–	–	–	–
69	560230	GRUBELNIK Drago	SLO	24	–	24 (21)	–	–	–
69	292250	SCHIEPPATI Alberto	ITA	24	–	–	24 (25)	–	–
69	532028	VONN Thomas	USA	24	–	–	4 (44)	20 (28)	–





AUDI FIS SKI WORLD CUP



AUDI FIS SKI WORLD CUP AFTER 3rd MEN'S SUPER-G OVERALL FIS WORLD CUP STANDINGS

Number of Competitors: 122

Rank	FIS Code	Name	Nation	Points	DH	SL	GS	SG	K
					3 races	2 races	3 races	3 races	
73	290255	GHEDINA Kristian	ITA	22	22 (25)	–	–	–	–
73	191007	PICCARD Jeff	FRA	22	–	–	22 (26)	–	–
75	50605	HERBST Reinfried	AUT	20	–	20 (23)	–	–	–
75	510890	ZURBRIGGEN Silvan	SUI	20	–	20 (23)	–	–	–
77	560302	SPAROVEC Gregor	SLO	19	3 (43)	–	–	16 (29)	–
78	40170	BEAR Aj	AUS	18	8 (37)	–	–	10 (38)	–
78	190097	BURTIN Nicolas	FRA	18	18 (26)	–	–	–	–
78	291641	SULZENBACHER Kurt	ITA	18	18 (26)	–	–	–	–
81	532497	ROTHROCK Tom	USA	17	–	17 (25)	–	–	–
82	191115	CRETIER Claude	FRA	16	11 (32)	–	–	5 (48)	–
82	292120	SIMONCELLI Davide	ITA	16	–	–	16 (30)	–	–
84	420830	GROENVOLD Audun	NOR	15	11 (32)	–	–	4 (49)	–
84	292056	GUFLER Michael	ITA	15	–	–	–	15 (31)	–
84	200249	STANKALLA Stefan	GER	15	–	–	–	15 (31)	–
87	421098	NILSEN Andreas	NOR	14	–	14 (28)	–	–	–
88	190012	AMIEZ Sebastien	FRA	13	–	13 (29)	–	–	–
88	191415	BOTTOLLIER-LASQUIN Marc	FRA	13	–	–	–	13 (34)	–
88	560406	GORZA Ales	SLO	13	–	13 (29)	–	–	–
88	500150	JAERBYN Patrik	SWE	13	–	–	–	13 (34)	–
92	291389	FISCHNALLER Roland	ITA	12	6 (40)	–	–	6 (45)	–
92	190314	SAIONI Christophe	FRA	12	–	–	–	12 (36)	–
94	560154	KUNC Mitja	SLO	11	–	11 (31)	–	–	–
95	350007	GANAHL Markus	LIE	10	–	10 (32)	–	–	–
95	291210	GROS Giorgio	ITA	10	–	–	–	10 (38)	–
95	560151	KOBLAR Jernej	SLO	10	–	–	–	10 (38)	–
98	290117	CATTANEO Luca	ITA	9	9 (35)	–	–	–	–
98	510051	GRUENENFELDER Juerg	SUI	9	9 (35)	–	–	–	–
98	532188	SPENCER Dane	USA	9	–	–	9 (36)	–	–
101	291990	BERBENNI Matteo	ITA	7	7 (38)	–	–	–	–
101	50600	GOERGL Stephan	AUT	7	–	–	–	7 (42)	–
101	102263	GUAY Erik	CAN	7	3 (43)	–	–	4 (49)	–
101	101895	ROY Jean-Philippe	CAN	7	–	–	7 (38)	–	–
105	201240	EBERLE Markus	GER	6	–	6 (33)	–	–	–
105	200056	ERTL Andreas	GER	6	–	–	6 (39)	–	–
105	290705	HOLZER Patrick	ITA	6	–	–	6 (39)	–	–
105	510577	IMBODEN Urs	SUI	6	–	6 (33)	–	–	–



AUDI FIS SKI WORLD CUP



AUDI FIS SKI WORLD CUP AFTER 3rd MEN'S SUPER-G OVERALL FIS WORLD CUP STANDINGS

Number of Competitors: 122

Rank	FIS Code	Name	Nation	Points	DH	SL	GS	SG	K
					3 races	2 races	3 races	3 races	
105	290998	STAUDACHER Patrick	ITA	6	-	-	-	6 (45)	-
105	180212	UOTILA Sami	FIN	6	-	-	6 (39)	-	-
111	500499	BROLENIUS Johan	SWE	5	-	5 (35)	-	-	-
111	191746	DE TESSIERES Gauthier	FRA	5	-	-	5 (42)	-	-
113	220228	MICKEL Finlay	GBR	4	4 (41)	-	-	-	-
113	290693	PLONER Alexander	ITA	4	-	-	4 (44)	-	-
115	510638	CASANOVA Marco	SUI	3	-	3 (37)	-	-	-
115	290982	SCHMID Hannes Paul	ITA	3	-	3 (37)	-	-	-
115	510344	ZUEGER Daniel	SUI	3	3 (43)	-	-	-	-
118	420696	PAULSEN Lasse	NOR	2	-	-	-	2 (52)	-
118	200705	RAUFFER Max	GER	2	-	-	-	2 (52)	-
120	510207	HARI Konrad	SUI	1	-	-	-	1 (54)	-
120	290489	SELETTO Erik	ITA	1	1 (47)	-	-	-	-
120	291469	ZARDINI Edoardo	ITA	1	-	1 (39)	-	-	-

LEGEND

GS Giant Slalom points **SG** Super-G points **DH** Downhill points **Points** Overall points **SL** Slalom points
K Combined points

20-12-2002 / Val Gardena - Gröden (ITA) / 1109

Page 4/4

www.fis-ski.com

Generation Date: FRI 20 DEC 2002

Time: 14:04 Swatch Internet Time: @586

Document: 25 1.0





AUDI FIS SKI WORLD CUP



AUDI FIS SKI WORLD CUP


AFTER 3rd MEN'S SUPER-G
MEN FIS NATION CUP

Number of Nations: 15

Place	Nation	Points	Diff.	DH	SL	GS	SG	K
1	AUT Austria	2799		1122	422	606	649	-
2	SUI Switzerland	1356	- 1443	332	29	443	552	-
3	NOR Norway	880	- 1919	195	260	118	307	-
4	FRA France	724	- 2075	158	209	284	73	-
5	USA United States of America	689	- 2110	210	97	183	199	-
6	ITA Italy	564	- 2235	75	97	307	85	-
7	LIE Liechtenstein	235	- 2564	33	10	12	180	-
8	SLO Slovenia	208	- 2591	20	106	31	51	-
9	SWE Sweden	167	- 2632	2	32	96	37	-
10	CRO Croatia	130	- 2669	-	118	12	-	-
11	CAN Canada	78	- 2721	3	16	55	4	-
12	FIN Finland	39	- 2760	-	33	6	-	-
13	GER Germany	29	- 2770	-	6	6	17	-
14	AUS Australia	18	- 2781	8	-	-	10	-
15	GBR Great Britain	4	- 2795	4	-	-	-	-



AUDI FIS SKI WORLD CUP



AUDI FIS SKI WORLD CUP AFTER 3rd MEN'S SUPER-G FIS OVERALL NATION CUP

Number of Nations: 19

Place	Nation	Overall			DH Points			SL Points			GS Points			SG Points			K Points		
		M+W	M	W	M+W	M	W	M+W	M	W	M+W	M	W	M+W	M	W	M+W	M	W
1	AUT	4428	2799	1629	1412	1122	290	887	422	465	1140	606	534	989	649	340	-	-	-
2	SUI	2210	1356	854	580	332	248	180	29	151	677	443	234	773	552	221	-	-	-
3	FRA	1527	724	803	412	158	254	458	209	249	344	284	60	313	73	240	-	-	-
4	USA	1478	689	789	455	210	245	191	97	94	295	183	112	537	199	338	-	-	-
5	ITA	1349	564	785	124	75	49	208	97	111	508	307	201	509	85	424	-	-	-
6	NOR	1102	880	222	195	195	-	321	260	61	279	118	161	307	307	-	-	-	-
7	GER	789	29	760	239	-	239	201	6	195	66	6	60	283	17	266	-	-	-
8	CRO	699	130	569	42	-	42	374	118	256	149	12	137	134	-	134	-	-	-
9	SWE	674	167	507	2	2	-	324	32	292	294	96	198	54	37	17	-	-	-
10	SLO	514	208	306	76	20	56	166	106	60	165	31	134	107	51	56	-	-	-
11	LIE	371	235	136	33	33	-	10	10	-	148	12	136	180	180	-	-	-	-
12	CAN	336	78	258	21	3	18	23	16	7	164	55	109	128	4	124	-	-	-
13	FIN	218	39	179	-	-	-	165	33	132	53	6	47	-	-	-	-	-	-
14	ESP	113	-	113	-	-	-	7	-	7	106	-	106	-	-	-	-	-	-
15	CZE	45	-	45	-	-	-	45	-	45	-	-	-	-	-	-	-	-	-
16	NZL	21	-	21	-	-	-	21	-	21	-	-	-	-	-	-	-	-	-
17	AUS	18	18	-	8	8	-	-	-	-	-	-	-	10	10	-	-	-	-
18	GBR	13	4	9	4	4	-	9	-	9	-	-	-	-	-	-	-	-	-
19	RUS	2	-	2	-	-	-	-	-	-	2	-	2	-	-	-	-	-	-