



**K**  
Combined

# Downhill MEN Combined START LIST

**DH**  
Downhill

JURY			TECHNICAL DATA	
TD FIS	<b>Peter OBERNAUER</b>	AUT	COURSE NAME	<b>Corviglia</b>
REFEREE	<b>Günter HUJARA</b>	FIS	START	<b>2745 m</b>
ASSISTANT REFEREE	<b>Helmut SCHMALZL</b>	FIS	FINISH	<b>2040 m</b>
CHIEF OF RACE	<b>Martin RUFENER</b>	SUI	VERTICAL DROP	<b>705 m</b>
START REFEREE	<b>Dusan GORISEK</b>	SLO	LENGTH	<b>2828 m</b>
FINISH REFEREE	<b>Ernesto RIGONI</b>	ITA	FIS HOMOLOG NR	<b>6388/298/01</b>
COURSE SETTER <b>Helmut SCHMALZL</b>			FIS	
NUMBER OF GATES			<b>38</b>	
START TIME			<b>10:00</b>	
FORERUNNERS	A <b>Thomas WOLF</b>	SUI	B <b>Christoph BONER</b>	SUI
	C <b>Cornel ZUEGER</b>	SUI	D <b>Andri HORBER</b>	SUI
	E <b>Andre HOLZER</b>	SUI	F <b>Phillip CRIVELLI</b>	SUI
	G <b>Gian Reto GREDIG</b>	SUI	H <b>Christoph KAECH</b>	SUI

Number of competitors: 54

bib	code	surname, name	nation	ski
1	150398	<b>BANK, Ondrej</b>	CZE	RO
2	510997	<b>BERTHOD, Marc</b>	SUI	
3	50707	<b>MATT, Mario</b>	AUT	SA
4	101850	<b>HUME, Jeff</b>	CAN	SA
5	190915	<b>BOURGEAT, Pierrick</b>	FRA	RO
6	480535	<b>CHESTAKOV, Pavel</b>	RUS	AT
7	292056	<b>GUFLER, Michael</b>	ITA	AT
8	190278	<b>LLORACH, Gaetan</b>	FRA	SA
9	102271	<b>HUDEC, Jan</b>	CAN	RO
10	50625	<b>RAICH, Benjamin</b>	AUT	AT
11	101375	<b>LAVOIE, Vincent</b>	CAN	AT
12	560419	<b>SKERBINEK, Primoz</b>	SLO	HE
13	200249	<b>STANKALLA, Stefan</b>	GER	HE
14	421328	<b>SVINDAL, Aksel Lund</b>	NOR	AT
15	220228	<b>MICKEL, Finlay</b>	GBR	AT

6 February 2003 / St. Moritz (SUI) / 1317

www.stmoritz2003.com

Generation date: 05 February 2003 Time: 17:44

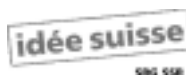
Page 1 of 2

www.fis-ski.com



bib	code	surname, name	nation	ski
16	292455	FILL, Peter	ITA	DY
17	102263	GUAY, Erik	CAN	AT
18	530137	FIALA, Jakub	USA	AT
19	420911	SOLBAKKEN, Bjarne	NOR	AT
20	200705	RAUFFER, Max	GER	AT
21	560332	JERMAN, Andrej	SLO	RO
22	420470	KJUS, Lasse	NOR	DY
23	533131	SULLIVAN, Marco	USA	SA
24	290255	GHEDINA, Kristian	ITA	FI
25	510727	DEFAGO, Didier	SUI	AT
26	532431	MILLER, Bode	USA	RO
27	510478	KERNEN, Bruno	SUI	RO
28	420382	AAMODT, Kjetil Andre	NOR	NO
29	50041	WALCHHOFER, Michael	AUT	AT
30	531040	RAHLVES, Daron	USA	AT
31	50547	SCHOENFELDER, Rainer	AUT	FI
32	40171	BRANCH, Craig	AUS	VK
33	150149	ZAKOURIL, Borek	CZE	HE
34	420148	KARLSEN, Truls Ove	NOR	FI
35	510890	ZURBRIGGEN, Silvan	SUI	FI
36	150421	ZAHROBSKY, Petr	CZE	HE
37	480670	KOMAROV, Sergeij	RUS	
38	560406	GORZA, Ales	SLO	AT
39	700037	HEIMSCHILD, Ivan	SVK	HE
40	500656	LARSSON, Markus	SWE	RO
41	220054	MOULDER-BROWN, John	GBR	HE
42	560371	DRAGSIC, Mitja	SLO	VK
43	500499	BROLENIUS, Johan	SWE	HE
44	150571	HAYER, Stanley	CZE	FI
45	90047	GEORGIEV, Stefan	BUL	RO
46	480678	ULIANOV, Dmitrij	RUS	FI
47	90048	GREBENTSCHARSKI, Ivan	BUL	
48	690013	SKRIABIN, Nikolay	UKR	SA
49	700686	LUBELLAN, Peter	SVK	
50	290478	ROCCA, Giorgio	ITA	NO
51	301312	SASAKI, Akira	JPN	SA
52	60088	VAN DEN BOGAERT, Jeroen	BEL	RO
53	60116	SCHREURS, Johan	BEL	RO
54	570012	HEATH, Alexander	RSA	AT

AT	ATOMIC	FI	FISCHER	SA	SALOMON
BL	BLIZZARD	HE	HEAD	ST	STÖCKLI
DY	DYNASTAR	NO	NORDICA	VK	VÖLKL
EL	ELAN	RO	ROSSIGNOL		





**K**  
Combined

# Downhill MEN Combined OFFICIAL RESULTS

**DH**  
Downhill

JURY			TECHNICAL DATA		
TD FIS	<b>Peter OBERNAUER</b>	AUT	COURSE NAME	<b>Corviglia</b>	
REFEREE	<b>Günter HUJARA</b>	FIS	START	<b>2745 m</b>	
ASSISTANT REFEREE	<b>Helmut SCHMALZL</b>	FIS	FINISH	<b>2040 m</b>	
CHIEF OF RACE	<b>Martin RUFENER</b>	SUI	VERTICAL DROP	<b>705 m</b>	
START REFEREE	<b>Dusan GORISEK</b>	SLO	LENGTH	<b>2828 m</b>	
FINISH REFEREE	<b>Ernesto RIGONI</b>	ITA	FIS HOMOLOG NR	<b>6388/298/01</b>	
COURSE SETTER <b>Helmut SCHMALZL</b> FIS			WEATHER <b>Partly cloudy</b>		
NUMBER OF GATES <b>38</b>			SNOW <b>Hard</b>		
START TIME <b>10:00</b>			TEMPERATURE START <b>-17°C</b>		
FORERUNNERS	A <b>Thomas WOLF</b> SUI	B <b>Christoph BONER</b> SUI	FINISH <b>-12°C</b>		
	C <b>Cornel ZUEGER</b> SUI	D <b>Andri HORBER</b> SUI			
	E <b>Andre HOLZER</b> SUI	F <b>Phillip CRIVELLI</b> SUI			
	G <b>Gian Reto GREDIG</b> SUI	H <b>Christoph KAECH</b> SUI			

Number of competitors: 54

F=1350

pos	bib	code	surname, name	nation	time	race points	ski
1	22	420470	<b>KJUS, Lasse</b>	NOR	<b>1:49.16</b>	<b>0.00</b>	DY
2	21	560332	<b>JERMAN, Andrej</b>	SLO	<b>1:50.38</b>	<b>15.09</b>	RO
3	28	420382	<b>AAMODT, Kjetil Andre</b>	NOR	<b>1:50.50</b>	<b>16.57</b>	NO
4	27	510478	<b>KERNEN, Bruno</b>	SUI	<b>1:50.96</b>	<b>22.26</b>	RO
5	15	220228	<b>MICKEL, Finlay</b>	GBR	<b>1:51.13</b>	<b>24.36</b>	AT
6	25	510727	<b>DEFAGO, Didier</b>	SUI	<b>1:51.24</b>	<b>25.72</b>	AT
7	35	510890	<b>ZURBRIGGEN, Silvan</b>	SUI	<b>1:51.47</b>	<b>28.57</b>	FI
8	8	190278	<b>LLORACH, Gaetan</b>	FRA	<b>1:51.61</b>	<b>30.30</b>	SA
9	7	292056	<b>GUFLER, Michael</b>	ITA	<b>1:51.62</b>	<b>30.42</b>	AT
10	4	101850	<b>HUME, Jeff</b>	CAN	<b>1:51.71</b>	<b>31.54</b>	SA
11	17	102263	<b>GUAY, Erik</b>	CAN	<b>1:52.05</b>	<b>35.74</b>	AT
12	26	532431	<b>MILLER, Bode</b>	USA	<b>1:52.11</b>	<b>36.48</b>	RO
13	5	190915	<b>BOURGEAT, Pierrick</b>	FRA	<b>1:52.12</b>	<b>36.61</b>	RO
14	19	420911	<b>SOLBAKKEN, Bjarne</b>	NOR	<b>1:52.36</b>	<b>39.57</b>	AT
15	2	510997	<b>BERTHOD, Marc</b>	SUI	<b>1:52.85</b>	<b>45.63</b>	RO

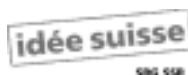
6 February 2003 / St. Moritz (SUI) / 1317

Page 1 of 3

www.stmoritz2003.com

www.fis-ski.com

Generation date: 06 February 2003 Time: 17:20



pos	bib	code	surname, name	nation	time	race points	ski
16	16	292455	FILL, Peter	ITA	1:53.00	47.49	DY
17	38	560406	GORZA, Ales	SLO	1:53.07	48.36	AT
18	50	290478	ROCCA, Giorgio	ITA	1:53.45	53.06	NO
19	40	500656	LARSSON, Markus	SWE	1:54.25	62.95	RO
20	42	560371	DRAGSIC, Mitja	SLO	1:54.48	65.79	VK
21	31	50547	SCHOENFELDER, Rainer	AUT	1:54.56	66.78	FI
22	1	150398	BANK, Ondrej	CZE	1:54.81	69.87	RO
23	36	150421	ZAHROBSKY, Petr	CZE	1:54.92	71.23	HE
24	44	150571	HAYER, Stanley	CZE	1:55.27	75.56	FI
25	37	480670	KOMAROV, Sergeij	RUS	1:55.87	82.98	
26	53	60116	SCHREURS, Johan	BEL	1:56.89	95.60	RO
27	49	700686	LUBELLAN, Peter	SVK	1:57.13	98.57	
28	46	480678	ULIANOV, Dmitrij	RUS	1:57.35	101.29	FI
29	47	90048	GREBENTSCHARSKI, Ivan	BUL	1:57.37	101.53	
30	39	700037	HEIMSCHILD, Ivan	SVK	1:58.02	109.57	HE
31	45	90047	GEORGIEV, Stefan	BUL	1:59.06	122.43	RO
32	48	690013	SKRIABIN, Nikolay	UKR	1:59.39	126.52	SA

did not start: 1

9	102271	HUDEC, Jan	CAN	RO
---	--------	------------	-----	----

did not finish: 4

12	560419	SKERBINEK, Primoz	SLO	HE
14	421328	SVINDAL, Aksel Lund	NOR	AT
23	533131	SULLIVAN, Marco	USA	SA
54	570012	HEATH, Alexander	RSA	AT

disqualified: 1

6	480535	CHESTAKOV, Pavel	RUS	AT
---	--------	------------------	-----	----

did not finish 1st run SL K: 4

32	40171	BRANCH, Craig	AUS	VK
41	220054	MOULDER-BROWN, John	GBR	HE
43	500499	BROLENIUS, Johan	SWE	HE
51	301312	SASAKI, Akira	JPN	SA

did not finish 2nd run SL K: 6

3	50707	MATT, Mario	AUT	SA
10	50625	RAICH, Benjamin	AUT	AT
29	50041	WALCHHOFER, Michael	AUT	AT
33	150149	ZAKOURIL, Borek	CZE	HE
34	420148	KARLSEN, Truls Ove	NOR	FI
52	60088	VAN DEN BOGAERT, Jeroen	BEL	RO

did not qualified: 6

11	101375	LAVOIE, Vincent	CAN	AT
13	200249	STANKALLA, Stefan	GER	HE
18	530137	FIALA, Jakub	USA	AT
20	200705	RAUFFER, Max	GER	AT

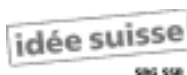
6 February 2003 / St. Moritz (SUI) / 1317

Page 2 of 3

www.stmoritz2003.com

www.fis-ski.com

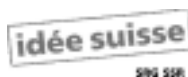
Generation date: 06 February 2003 Time: 17:20

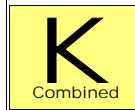


pos	bib	code	surname, name	nation	time	race points	ski
24	290255		<b>GHEDINA, Kristian</b>	ITA			FI
30	531040		<b>RAHLVES, Daron</b>	USA			AT

AT	ATOMIC	FI	FISCHER	SA	SALOMON
BL	BLIZZARD	HE	HEAD	ST	STÖCKLI
DY	DYNASTAR	NO	NORDICA	VK	VÖLKL
EL	ELAN	RO	ROSSIGNOL		

the Technical Delegate Peter OBERNAUER (AUT) #244



# Downhill MEN Combined ANALYSIS by RANK



Number of competitors: 54

pos	bib	nation	surname, name	int1 int1-int2	int2 int2-int3	int3 int3-int4	int4	int4-final	final speed1	gap
1	22	NOR	KJUS, Lasse	35.40 <sup>5</sup> 20.98 <sup>1</sup>	56.38 <sup>1</sup> 15.66 <sup>3</sup>	1:12.04 <sup>1</sup> 17.18 <sup>1</sup>	1:29.22 <sup>1</sup>	19.94 <sup>5</sup>	1:49.16 <sup>7</sup> 100.70	
2	21	SLO	JERMAN, Andrej	35.03 <sup>2</sup> 21.63 <sup>10</sup>	56.66 <sup>2</sup> 15.87 <sup>12</sup>	1:12.53 <sup>2</sup> 17.64 <sup>6</sup>	1:30.17 <sup>2</sup>	20.21 <sup>14</sup>	1:50.38 <sup>29</sup> 96.50	+1.22
3	28	NOR	AAMODT, Kjetil Andre	35.40 <sup>5</sup> 21.27 <sup>3</sup>	56.67 <sup>4</sup> 15.99 <sup>21</sup>	1:12.66 <sup>3</sup> 17.77 <sup>10</sup>	1:30.43 <sup>3</sup>	20.07 <sup>10</sup>	1:50.50 <sup>5</sup> 102.00	+1.34
4	27	SUI	KERNEN, Bruno	35.13 <sup>3</sup> 21.59 <sup>8</sup>	56.72 <sup>5</sup> 15.96 <sup>17</sup>	1:12.68 <sup>4</sup> 18.29 <sup>27</sup>	1:30.97 <sup>6</sup>	19.99 <sup>8</sup>	1:50.96 <sup>6</sup> 101.70	+1.80
5	15	GBR	MICKEL, Finlay	35.53 <sup>7</sup> 21.26 <sup>2</sup>	56.79 <sup>6</sup> 15.98 <sup>19</sup>	1:12.77 <sup>5</sup> 18.08 <sup>19</sup>	1:30.85 <sup>4</sup>	20.28 <sup>18</sup>	1:51.13 <sup>37</sup> 94.90	+1.97
6	25	SUI	DEFAGO, Didier	35.30 <sup>4</sup> 22.05 <sup>24</sup>	57.35 <sup>9</sup> 15.77 <sup>8</sup>	1:13.12 <sup>8</sup> 18.00 <sup>13</sup>	1:31.12 <sup>7</sup>	20.12 <sup>11</sup>	1:51.24 <sup>2</sup> 103.60	+2.08
7	35	SUI	ZURBRIGGEN, Silvan	35.00 <sup>1</sup> 21.66 <sup>12</sup>	56.66 <sup>2</sup> 16.29 <sup>33</sup>	1:12.95 <sup>6</sup> 17.91 <sup>12</sup>	1:30.86 <sup>5</sup>	20.61 <sup>30</sup>	1:51.47 <sup>48</sup> 91.40	+2.31
8	8	FRA	LLORACH, Gaetan	35.68 <sup>8</sup> 21.83 <sup>21</sup>	57.51 <sup>11</sup> 15.89 <sup>13</sup>	1:13.40 <sup>12</sup> 18.02 <sup>15</sup>	1:31.42 <sup>9</sup>	20.19 <sup>13</sup>	1:51.61 <sup>17</sup> 98.50	+2.45
9	7	ITA	GUFLER, Michael	36.18 <sup>19</sup> 21.93 <sup>22</sup>	58.11 <sup>20</sup> 15.78 <sup>9</sup>	1:13.89 <sup>17</sup> 17.83 <sup>11</sup>	1:31.72 <sup>14</sup>	19.90 <sup>4</sup>	1:51.62 <sup>7</sup> 100.70	+2.46
10	4	CAN	HUME, Jeff	36.39 <sup>23</sup> 21.64 <sup>11</sup>	58.03 <sup>17</sup> 15.72 <sup>5</sup>	1:13.75 <sup>16</sup> 17.64 <sup>6</sup>	1:31.39 <sup>8</sup>	20.32 <sup>20</sup>	1:51.71 <sup>27</sup> 96.80	+2.55
11	17	CAN	GUAY, Erik	36.00 <sup>14</sup> 22.47 <sup>35</sup>	58.47 <sup>28</sup> 16.10 <sup>25</sup>	1:14.57 <sup>27</sup> 17.68 <sup>8</sup>	1:32.25 <sup>19</sup>	19.80 <sup>2</sup>	1:52.05 <sup>3</sup> 103.30	+2.89
12	26	USA	MILLER, Bode	36.14 <sup>17</sup> 22.03 <sup>23</sup>	58.17 <sup>21</sup> 16.02 <sup>23</sup>	1:14.19 <sup>22</sup> 17.60 <sup>5</sup>	1:31.79 <sup>18</sup>	20.32 <sup>20</sup>	1:52.11 <sup>12</sup> 99.70	+2.95
13	5	FRA	BOURGEAT, Pierrick	36.01 <sup>15</sup> 21.50 <sup>7</sup>	57.51 <sup>11</sup> 15.72 <sup>5</sup>	1:13.23 <sup>9</sup> 18.53 <sup>36</sup>	1:31.76 <sup>16</sup>	20.36 <sup>22</sup>	1:52.12 <sup>27</sup> 96.80	+2.96
14	19	NOR	SOLBAKKEN, Bjarne	35.84 <sup>11</sup> 21.34 <sup>5</sup>	57.18 <sup>8</sup> 15.84 <sup>11</sup>	1:13.02 <sup>7</sup> 18.74 <sup>40</sup>	1:31.76 <sup>16</sup>	20.60 <sup>29</sup>	1:52.36 <sup>31</sup> 96.30	+3.20
15	2	SUI	BERTHOD, Marc	36.16 <sup>18</sup> 22.13 <sup>26</sup>	58.29 <sup>24</sup>		1:32.48 <sup>21</sup>	20.37 <sup>23</sup>	1:52.85 <sup>25</sup> 97.70	+3.69
16	16	ITA	FILL, Peter	37.23 <sup>39</sup> 22.07 <sup>25</sup>	59.30 <sup>35</sup> 16.00 <sup>22</sup>	1:15.30 <sup>31</sup> 17.75 <sup>9</sup>	1:33.05 <sup>25</sup>	19.95 <sup>6</sup>	1:53.00 <sup>7</sup> 100.70	+3.84
17	38	SLO	GORZA, Ales	36.68 <sup>30</sup> 21.75 <sup>18</sup>	58.43 <sup>27</sup> 15.97 <sup>18</sup>	1:14.40 <sup>26</sup> 18.23 <sup>25</sup>	1:32.63 <sup>22</sup>	20.44 <sup>26</sup>	1:53.07 <sup>34</sup> 95.80	+3.91
18	50	ITA	ROCCA, Giorgio	36.84 <sup>33</sup> 22.13 <sup>26</sup>	58.97 <sup>30</sup> 15.92 <sup>14</sup>	1:14.89 <sup>28</sup> 18.18 <sup>24</sup>	1:33.07 <sup>26</sup>	20.38 <sup>24</sup>	1:53.45 <sup>15</sup> 99.00	+4.29
19	40	SWE	LARSSON, Markus	36.86 <sup>34</sup> 22.63 <sup>39</sup>	59.49 <sup>37</sup> 16.06 <sup>24</sup>	1:15.55 <sup>33</sup> 18.31 <sup>29</sup>	1:33.86 <sup>33</sup>	20.39 <sup>25</sup>	1:54.25 <sup>17</sup> 98.50	+5.09

6 February 2003 / St. Moritz (SUI) / 1317

Page 1 of 3

www.stmoritz2003.com

www.fis-ski.com

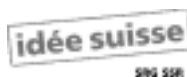
Generation date: 06 February 2003 Time: 17:39



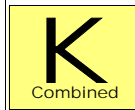
pos	bib	nation	surname, name	int1 <i>int1-int2</i>	int2 <i>int2-int3</i>	int3 <i>int3-int4</i>	int4	<i>int4-final</i>	final speed1	gap
20	42	SLO	DRAGSIC, Mitja	36.75 <sup>32</sup> 22.31 <sup>32</sup>	59.06 <sup>32</sup> 16.60 <sup>43</sup>	1:15.66 <sup>35</sup> 18.52 <sup>34</sup>	1:34.18 <sup>35</sup>	20.30 <sup>19</sup>	1:54.48 96.10 <sup>32</sup>	+5.32
21	31	AUT	SCHOENFELDER, Rainer	35.90 <sup>12</sup> 21.82 <sup>20</sup>	57.72 <sup>14</sup> 16.44 <sup>37</sup>	1:14.16 <sup>21</sup> 19.68 <sup>47</sup>	1:33.84 <sup>32</sup>	20.72 <sup>33</sup>	1:54.56 94.50 <sup>39</sup>	+5.40
22	1	CZE	BANK, Ondrej	37.25 <sup>41</sup> 22.76 <sup>42</sup>	1:00.01 <sup>40</sup> 16.19 <sup>29</sup>	1:16.20 <sup>38</sup> 18.00 <sup>13</sup>	1:34.20 <sup>36</sup>	20.61 <sup>30</sup>	1:54.81 94.50 <sup>39</sup>	+5.65
23	36	CZE	ZAHROBSKY, Petr	36.92 <sup>36</sup> 22.50 <sup>37</sup>	59.42 <sup>36</sup> 16.31 <sup>34</sup>	1:15.73 <sup>36</sup> 18.62 <sup>38</sup>	1:34.35 <sup>37</sup>	20.57 <sup>28</sup>	1:54.92 97.20 <sup>26</sup>	+5.76
24	44	CZE	HAYER, Stanley	37.15 <sup>38</sup> 23.03 <sup>46</sup>	1:00.18 <sup>45</sup> 16.48 <sup>38</sup>	1:16.66 <sup>41</sup> 18.07 <sup>17</sup>	1:34.73 <sup>38</sup>	20.54 <sup>27</sup>	1:55.27 98.50 <sup>17</sup>	+6.11
25	37	RUS	KOMAROV, Sergeij	37.51 <sup>48</sup> 22.39 <sup>34</sup>	59.90 <sup>39</sup> 16.54 <sup>40</sup>	1:16.44 <sup>39</sup> 18.31 <sup>29</sup>	1:34.75 <sup>39</sup>	21.12 <sup>38</sup>	1:55.87 95.40 <sup>36</sup>	+6.71
26	53	BEL	SCHREURS, Johan	37.45 <sup>46</sup> 22.86 <sup>45</sup>	1:00.31 <sup>46</sup> 16.87 <sup>46</sup>	1:17.18 <sup>46</sup> 18.56 <sup>37</sup>	1:35.74 <sup>41</sup>	21.15 <sup>39</sup>	1:56.89 95.80 <sup>34</sup>	+7.73
27	49	SVK	LUBELLAN, Peter	37.76 <sup>50</sup> 22.76 <sup>42</sup>	1:00.52 <sup>48</sup> 16.34 <sup>35</sup>	1:16.86 <sup>42</sup> 18.88 <sup>42</sup>	1:35.74 <sup>41</sup>	21.39 <sup>45</sup>	1:57.13 91.80 <sup>47</sup>	+7.97
28	46	RUS	ULIANOV, Dmitrij	37.03 <sup>37</sup> 23.04 <sup>47</sup>	1:00.07 <sup>43</sup> 17.02 <sup>47</sup>	1:17.09 <sup>44</sup> 18.68 <sup>39</sup>	1:35.77 <sup>43</sup>	21.58 <sup>48</sup>	1:57.35 92.70 <sup>43</sup>	+8.19
29	47	BUL	GREBENTSCHARSKI, Ivan	37.38 <sup>45</sup> 22.64 <sup>40</sup>	1:00.02 <sup>41</sup> 16.58 <sup>42</sup>	1:16.60 <sup>40</sup> 19.59 <sup>46</sup>	1:36.19 <sup>45</sup>	21.18 <sup>40</sup>	1:57.37 92.50 <sup>44</sup>	+8.21
30	39	SVK	HEIMSCHILD, Ivan	37.24 <sup>40</sup> 22.84 <sup>44</sup>	1:00.08 <sup>44</sup> 17.50 <sup>51</sup>	1:17.58 <sup>47</sup> 19.18 <sup>45</sup>	1:36.76 <sup>46</sup>	21.26 <sup>42</sup>	1:58.02 96.10 <sup>32</sup>	+8.86
31	45	BUL	GEORGIEV, Stefan	38.36 <sup>52</sup> 23.76 <sup>52</sup>	1:02.12 <sup>52</sup> 17.11 <sup>49</sup>	1:19.23 <sup>51</sup> 18.39 <sup>31</sup>	1:37.62 <sup>48</sup>	21.44 <sup>46</sup>	1:59.06 92.90 <sup>42</sup>	+9.90
32	48	UKR	SKRIABIN, Nikolay	37.70 <sup>49</sup> 23.30 <sup>50</sup>	1:01.00 <sup>50</sup> 16.77 <sup>45</sup>	1:17.77 <sup>49</sup> 20.05 <sup>49</sup>	1:37.82 <sup>49</sup>	21.57 <sup>47</sup>	1:59.39 94.50 <sup>39</sup>	+10.23
	9	CAN	HUDEEC, Jan						DNS	
	12	SLO	SKERBINEK, Primoz	36.46 <sup>25</sup> 21.61 <sup>9</sup>	58.07 <sup>18</sup> 15.54 <sup>1</sup>	1:13.61 <sup>15</sup>			DNF	
	14	NOR	SVINDAL, Aksel Lund	35.76 <sup>10</sup> 21.38 <sup>6</sup>	57.14 <sup>7</sup> 16.21 <sup>32</sup>	1:13.35 <sup>10</sup>			DNF	
0	23	USA	SULLIVAN, Marco	36.71 <sup>31</sup> 21.67 <sup>13</sup>	58.38 <sup>25</sup> 15.64 <sup>2</sup>	1:14.02 <sup>19</sup> 18.78 <sup>41</sup>	1:32.80 <sup>24</sup>	24.64 <sup>50</sup>	DNF 92.30 <sup>46</sup>	+8.28
	54	RSA	HEATH, Alexander	38.15 <sup>51</sup> 23.24 <sup>49</sup>	1:01.39 <sup>51</sup> 17.57 <sup>52</sup>	1:18.96 <sup>50</sup>			DNF	
	3	AUT	MATT, Mario						DNQ	
	6	RUS	CHESTAKOV, Pavel						DQ	
	10	AUT	RAICH, Benjamin						DNQ	
	11	CAN	LAVOIE, Vincent						DNQ	
	13	GER	STANKALLA, Stefan						DNQ	
	18	USA	FIALA, Jakub						DNQ	
	20	GER	RAUFFER, Max						DNQ	
	24	ITA	GHEDINA, Kristian						DNQ	



pos	bib	nation surname, name	int1 <i>int1-int2</i>	int2 <i>int2-int3</i>	int3 <i>int3-int4</i>	int4	int4-final <i>int4-final</i>	final speed1	gap
29		AUT WALCHHOFER, Michael						DNQ	
30		USA RAHLVES, Daron						DNQ	
32		AUS BRANCH, Craig						DNQ	
33		CZE ZAKOURIL, Borek						DNQ	
34		NOR KARLSEN, Truls Ove						DNQ	
41		GBR MOULDER-BROWN, John						DNQ	
43		SWE BROLENIUS, Johan						DNQ	
51		JPN SASAKI, Akira						DNQ	
52		BEL VAN DEN BOGAERT, Jeroe						DNQ	







# Downhill MEN Combined

## ANALYSIS by BIB



Number of competitors: 54

bib	nation	int1	int2	int3	int4	final	gap
	surname, name	int1-int2	int2-int3	int3-int4	int4-final	speed1	
1	CZE <b>BANK, Ondrej</b>	37.25 41 22.76 42	1:00.01 40 16.19 29	1:16.20 38 18.00 13	1:34.20 36	1:54.81 22 94.50 39	+5.65
2	SUI <b>BERTHOD, Marc</b>	36.16 18 22.13 26	58.29 24		1:32.48 21	1:52.85 15 97.70 25	+3.69
3	AUT <b>MATT, Mario</b>					<b>DNQ</b>	
4	CAN <b>HUME, Jeff</b>	36.39 23 21.64 11	58.03 17 15.72 5	1:13.75 16 17.64 6	1:31.39 8	1:51.71 10 96.80 27	+2.55
5	FRA <b>BOURGEAT, Pierrick</b>	36.01 15 21.50 7	57.51 11 15.72 5	1:13.23 9 18.53 36	1:31.76 16	1:52.12 13 96.80 27	+2.96
6	RUS <b>CHESTAKOV, Pavel</b>					<b>DQ</b>	
7	ITA <b>GUFLER, Michael</b>	36.18 19 21.93 22	58.11 20 15.78 9	1:13.89 17 17.83 11	1:31.72 14	1:51.62 9 100.70 7	+2.46
8	FRA <b>LLORACH, Gaetan</b>	35.68 8 21.83 21	57.51 11 15.89 13	1:13.40 12 18.02 15	1:31.42 9	1:51.61 8 98.50 17	+2.45
9	CAN <b>HUDEC, Jan</b>					<b>DNS</b>	
10	AUT <b>RAICH, Benjamin</b>					<b>DNQ</b>	
11	CAN <b>LAVOIE, Vincent</b>					<b>DNQ</b>	
12	SLO <b>SKERBINEK, Primoz</b>	36.46 25 21.61 9	58.07 18 15.54 1	1:13.61 15		<b>DNF</b>	
13	GER <b>STANKALLA, Stefan</b>					<b>DNQ</b>	
14	NOR <b>SVINDAL, Aksel Lund</b>	35.76 10 21.38 6	57.14 7 16.21 32	1:13.35 10		<b>DNF</b>	
15	GBR <b>MICKEL, Finlay</b>	35.53 7 21.26 2	56.79 6 15.98 19	1:12.77 5 18.08 19	1:30.85 4	1:51.13 5 94.90 37	+1.97
16	ITA <b>FILL, Peter</b>	37.23 39 22.07 25	59.30 35 16.00 22	1:15.30 31 17.75 9	1:33.05 25	1:53.00 16 100.70 7	+3.84
17	CAN <b>GUAY, Erik</b>	36.00 14 22.47 35	58.47 28 16.10 25	1:14.57 27 17.68 8	1:32.25 19	1:52.05 11 103.30 3	+2.89
18	USA <b>FIALA, Jakub</b>					<b>DNQ</b>	
19	NOR <b>SOLBAKKEN, Bjarne</b>	35.84 11 21.34 5	57.18 8 15.84 11	1:13.02 7 18.74 40	1:31.76 16	1:52.36 14 96.30 31	+3.20

6 February 2003 / St. Moritz (SUI) / 1317

www.stmoritz2003.com

Generation date: 06 February 2003 Time: 17:39

Page 1 of 3

www.fis-ski.com



**K**

ANALYSIS by BIB

**DH**

bib	nation surname, name	int1 <i>int1-int2</i>	int2 <i>int2-int3</i>	int3 <i>int3-int4</i>	int4	<i>int4-final</i>	final speed1 DNQ	gap
20	GER RAUFFER, Max							
21	SLO JERMAN, Andrej	35.03 2 21.63 10	56.66 2 15.87 12	1:12.53 2 17.64 6	1:30.17 2	20.21 14	1:50.38 2 96.50 29	+1.22
22	NOR KJUS, Lasse	35.40 5 20.98 1	56.38 1 15.66 3	1:12.04 1 17.18 1	1:29.22 1	19.94 5	1:49.16 1 100.70 7	
23	USA SULLIVAN, Marco	36.71 31 21.67 13	58.38 25 15.64 2	1:14.02 19 18.78 41	1:32.80 24	24.64 50	DNF 0 92.30 46	+8.28
24	ITA GHEDINA, Kristian						DNQ	
25	SUI DEFAGO, Didier	35.30 4 22.05 24	57.35 9 15.77 8	1:13.12 8 18.00 13	1:31.12 7	20.12 11	1:51.24 6 103.60 2	+2.08
26	USA MILLER, Bode	36.14 17 22.03 23	58.17 21 16.02 23	1:14.19 22 17.60 5	1:31.79 18	20.32 20	1:52.11 12 99.70 12	+2.95
27	SUI KERNEN, Bruno	35.13 3 21.59 8	56.72 5 15.96 17	1:12.68 4 18.29 27	1:30.97 6	19.99 8	1:50.96 4 101.70 6	+1.80
28	NOR AAMODT, Kjetil Andre	35.40 5 21.27 3	56.67 4 15.99 21	1:12.66 3 17.77 10	1:30.43 3	20.07 10	1:50.50 3 102.00 5	+1.34
29	AUT WALCHHOFER, Michael						DNQ	
30	USA RAHLVES, Daron						DNQ	
31	AUT SCHOENFELDER, Rainer	35.90 12 21.82 20	57.72 14 16.44 37	1:14.16 21 19.68 47	1:33.84 32	20.72 33	1:54.56 21 99.70 12	+5.40
32	AUS BRANCH, Craig						DNQ	
33	CZE ZAKOURIL, Borek						DNQ	
34	NOR KARLSEN, Truls Ove						DNQ	
35	SUI ZURBRIGGEN, Silvan	35.00 1 21.66 12	56.66 2 16.29 33	1:12.95 6 17.91 12	1:30.86 5	20.61 30	1:51.47 7 91.40 48	+2.31
36	CZE ZAHROBSKY, Petr	36.92 36 22.50 37	59.42 36 16.31 34	1:15.73 36 18.62 38	1:34.35 37	20.57 28	1:54.92 23 97.20 26	+5.76
37	RUS KOMAROV, Sergeij	37.51 48 22.39 34	59.90 39 16.54 40	1:16.44 39 18.31 29	1:34.75 39	21.12 38	1:55.87 25 95.40 36	+6.71
38	SLO GORZA, Ales	36.68 30 21.75 18	58.43 27 15.97 18	1:14.40 26 18.23 25	1:32.63 22	20.44 26	1:53.07 17 95.80 34	+3.91
39	SVK HEIMSCHILD, Ivan	37.24 40 22.84 44	1:00.08 44 17.50 51	1:17.58 47 19.18 45	1:36.76 46	21.26 42	1:58.02 30 96.10 32	+8.86
40	SWE LARSSON, Markus	36.86 34 22.63 39	59.49 37 16.06 24	1:15.55 33 18.31 29	1:33.86 33	20.39 25	1:54.25 19 98.50 17	+5.09
41	GBR MOULDER-BROWN, John						DNQ	
42	SLO DRAGSIC, Mitja	36.75 32 22.31 32	59.06 32 16.60 43	1:15.66 35 18.52 34	1:34.18 35	20.30 19	1:54.48 20 96.10 32	+5.32
43	SWE BROLENIUS, Johan						DNQ	
44	CZE HAYER, Stanley	37.15 38 23.03 46	1:00.18 45 16.48 38	1:16.66 41 18.07 17	1:34.73 38	20.54 27	1:55.27 24 98.50 17	+6.11
45	BUL GEORGIEV, Stefan	38.36 52 23.76 52	1:02.12 52 17.11 49	1:19.23 51 18.39 31	1:37.62 48	21.44 46	1:59.06 31 92.90 42	+9.90

6 February 2003 / St. Moritz (SUI) / 1317

Page 2 of 3

www.stmoritz2003.com

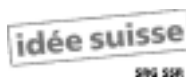
www.fis-ski.com

Generation date: 06 February 2003 Time: 17:39



**K**ANALYSIS by BIB **DH**

bib	nation surname, name	int1	int2	int3	int4	int4-final	final	gap
		<i>int1-int2</i>	<i>int2-int3</i>	<i>int3-int4</i>	speed1			
46	RUS ULIANOV, Dmitrij	37.03 <sup>37</sup>	1:00.07 <sup>43</sup>	1:17.09 <sup>44</sup>	1:35.77 <sup>43</sup>	21.58 <sup>48</sup>	<b>1:57.35</b> <sup>28</sup>	+8.19
		23.04 <sup>47</sup>	17.02 <sup>47</sup>	18.68 <sup>39</sup>			92.70 <sup>43</sup>	
47	BUL GREBENTCHARSKI, Ivan	37.38 <sup>45</sup>	1:00.02 <sup>41</sup>	1:16.60 <sup>40</sup>	1:36.19 <sup>45</sup>	21.18 <sup>40</sup>	<b>1:57.37</b> <sup>29</sup>	+8.21
		22.64 <sup>40</sup>	16.58 <sup>42</sup>	19.59 <sup>46</sup>			92.50 <sup>44</sup>	
48	UKR SKRIABIN, Nikolay	37.70 <sup>49</sup>	1:01.00 <sup>50</sup>	1:17.77 <sup>49</sup>	1:37.82 <sup>49</sup>	21.57 <sup>47</sup>	<b>1:59.39</b> <sup>32</sup>	+10.23
		23.30 <sup>50</sup>	16.77 <sup>45</sup>	20.05 <sup>49</sup>			94.50 <sup>39</sup>	
49	SVK LUBELLAN, Peter	37.76 <sup>50</sup>	1:00.52 <sup>48</sup>	1:16.86 <sup>42</sup>	1:35.74 <sup>41</sup>	21.39 <sup>45</sup>	<b>1:57.13</b> <sup>27</sup>	+7.97
		22.76 <sup>42</sup>	16.34 <sup>35</sup>	18.88 <sup>42</sup>			91.80 <sup>47</sup>	
50	ITA ROCCA, Giorgio	36.84 <sup>33</sup>	58.97 <sup>30</sup>	1:14.89 <sup>28</sup>	1:33.07 <sup>26</sup>	20.38 <sup>24</sup>	<b>1:53.45</b> <sup>18</sup>	+4.29
		22.13 <sup>26</sup>	15.92 <sup>14</sup>	18.18 <sup>24</sup>			99.00 <sup>15</sup>	
51	JPN SASAKI, Akira						DNQ	
52	BEL VAN DEN BOGAERT, Jeroe						DNQ	
53	BEL SCHREURS, Johan	37.45 <sup>46</sup>	1:00.31 <sup>46</sup>	1:17.18 <sup>46</sup>	1:35.74 <sup>41</sup>	21.15 <sup>39</sup>	<b>1:56.89</b> <sup>26</sup>	+7.73
		22.86 <sup>45</sup>	16.87 <sup>46</sup>	18.56 <sup>37</sup>			95.80 <sup>34</sup>	
54	RSA HEATH, Alexander	38.15 <sup>51</sup>	1:01.39 <sup>51</sup>	1:18.96 <sup>50</sup>			DNF	
		23.24 <sup>49</sup>	17.57 <sup>52</sup>					





**K**

# Downhill MEN Combined PENALTY CALCULATION

**DH**  
Downhill

pos	bib	code	surname, name	nation	FIS points	best 5	race points
best 10 to finish							
1	22	420470	KJUS, Lasse	NOR	5.73	5.73	0.00
2	21	560332	JERMAN, Andrej	SLO	20.92	20.92	15.09
3	28	420382	AAMODT, Kjetil Andre	NOR	3.60	3.60	16.57
4	27	510478	KERNEN, Bruno	SUI	3.88	3.88	22.26
5	15	220228	MICKEL, Finlay	GBR	32.07		
6	25	510727	DEFAGO, Didier	SUI	5.35	5.35	25.72
7	35	510890	ZURBRIGGEN, Silvan	SUI	51.63		
8	8	190278	LLORACH, Gaetan	FRA	25.45		
9	7	292056	GUFLER, Michael	ITA	30.03		
10	4	101850	HUME, Jeff	CAN	36.98		
best 5 FIS points at start							
DNQ	30	531040	RAHLVES, Daron	USA	2.58		
DNQ	29	50041	WALCHHOFFER, Michael	AUT	2.75		
3	28	420382	AAMODT, Kjetil Andre	NOR	3.60		
4	27	510478	KERNEN, Bruno	SUI	3.88		
12	26	532431	MILLER, Bode	USA	4.45		
total							
					FIS points of best 5 at start (B)	17.26	
					FIS points of best to finish in top 10 (A)		39.48
					race points of corresponding competitors (C)		79.64
					calculated penalty (A+B-C)/10	-2.29	
					PENALTY APPLIED	0.00	

the Technical Delegate Peter OBERNAUER (AUT) #244

6 February 2003 / St. Moritz (SUI) / 1317

Page 1 of 1

www.stmoritz2003.com

www.fis-ski.com

Generation date: 06 February 2003 Time: 17:20

