

# Slalom MEN Combined START LIST - 1st Run



JURY			TECHNICAL DATA		
TD FIS	<b>Peter OBERNAUER</b>	AUT	COURSE NAME	<b>Engiadina</b>	
REFEREE	<b>Günter HUJARA</b>	FIS	START	<b>2205 m</b>	
CHIEF OF RACE	<b>Martin RUFENER</b>	SUI	FINISH	<b>2040 m</b>	
START REFEREE	<b>Dusan GORISEK</b>	SLO	VERTICAL DROP	<b>165 m</b>	
FINISH REFEREE	<b>Ernesto RIGONI</b>	ITA	FIS HOMOLOG NR	<b>6386/296/01</b>	
1st RUN			2nd RUN		
COURSE SETTER	<b>Gerd EHN</b>	AUT	<b>Claudio RAVETTO</b>	ITA	
NUMBER OF GATES					
START TIME			<b>13:00</b>	<b>15:00</b>	
FORERUNNERS	A <b>Flavio GODENZI</b>	SUI	A <b>Flavio GODENZI</b>	SUI	
	B <b>Moreno TESTORELLI</b>	SUI	B <b>Moreno TESTORELLI</b>	SUI	
	C <b>Sandro VILETTA</b>	SUI	C <b>Sandro VILETTA</b>	SUI	

Number of competitors: 42

start order	bib	code	surname, name	nation	time	gap	ski
1	28	420382	<b>AAMODT, Kjetil Andre</b>	NOR	1:50.50	3 1.34	NO
2	26	532431	<b>MILLER, Bode</b>	USA	1:52.11	17 2.95	RO
3	50	290478	<b>ROCCA, Giorgio</b>	ITA	1:53.45	25 4.29	NO
4	31	50547	<b>SCHOENFELDER, Rainer</b>	AUT	1:54.56	31 5.40	FI
5	10	50625	<b>RAICH, Benjamin</b>	AUT	1:51.51	9 2.35	AT
6	5	190915	<b>BOURGEAT, Pierrick</b>	FRA	1:52.12	18 2.96	RO
7	34	420148	<b>KARLSEN, Truls Ove</b>	NOR	1:54.33	29 5.17	FI
8	51	301312	<b>SASAKI, Akira</b>	JPN	1:54.89	34 5.73	SA
9	40	500656	<b>LARSSON, Markus</b>	SWE	1:54.25	28 5.09	RO
10	35	510890	<b>ZURBRIGGEN, Silvan</b>	SUI	1:51.47	8 2.31	FI
11	43	500499	<b>BROLENIUS, Johan</b>	SWE	1:54.81	32 5.65	HE
12	42	560371	<b>DRAGSIC, Mitja</b>	SLO	1:54.48	30 5.32	VK
13	3	50707	<b>MATT, Mario</b>	AUT	1:56.03	38 6.87	SA
14	22	420470	<b>KJUS, Lasse</b>	NOR	1:49.16	1	DY
15	29	50041	<b>WALCHHOFER, Michael</b>	AUT	1:51.17	6 2.01	AT

6 February 2003 / St. Moritz (SUI) / 1318

www.stmoritz2003.com

Generation date: 06 February 2003 Time: 11:49

Page 1 of 2

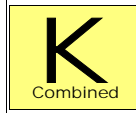
www.fis-ski.com



		Downhill						
start order	bib	code	surname, name	nation	time	gap	ski	
16	44	150571	HAYER, Stanley	CZE	1:55.27	36 6.11	FI	
17	38	560406	GORZA, Ales	SLO	1:53.07	23 3.91	AT	
18	8	190278	LLORACH, Gaetan	FRA	1:51.61	12 2.45	SA	
19	25	510727	DEFAGO, Didier	SUI	1:51.24	7 2.08	AT	
20	41	220054	MOULDER-BROWN, John	GBR	1:58.08	45 8.92	HE	
21	1	150398	BANK, Ondrej	CZE	1:54.81	32 5.65	RO	
22	16	292455	FILL, Peter	ITA	1:53.00	22 3.84	DY	
23	45	90047	GEORGIEV, Stefan	BUL	1:59.06	46 9.90	RO	
24	2	510997	BERTHOD, Marc	SUI	1:52.85	20 3.69		
25	17	102263	GUAY, Erik	CAN	1:52.05	16 2.89	AT	
26	36	150421	ZAHROBSKY, Petr	CZE	1:54.92	35 5.76	HE	
27	21	560332	JERMAN, Andrej	SLO	1:50.38	2 1.22	RO	
28	33	150149	ZAKOURIL, Borek	CZE	1:56.96	40 7.80	HE	
29	46	480678	ULIANOV, Dmitrij	RUS	1:57.35	42 8.19	FI	
30	49	700686	LUBELLAN, Peter	SVK	1:57.13	41 7.97		
31	27	510478	KERNEN, Bruno	SUI	1:50.96	4 1.80	RO	
32	37	480670	KOMAROV, Sergeij	RUS	1:55.87	37 6.71		
33	52	60088	VAN DEN BOGAERT, Jeroen	BEL	2:00.58	48 11.42	RO	
34	32	40171	BRANCH, Craig	AUS	1:53.48	26 4.32	VK	
35	47	90048	GREBENTSCHARSKI, Ivan	BUL	1:57.37	43 8.21		
36	39	700037	HEIMSCCHILD, Ivan	SVK	1:58.02	44 8.86	HE	
37	15	220228	MICKEL, Finlay	GBR	1:51.13	5 1.97	AT	
38	19	420911	SOLBAKKEN, Bjarne	NOR	1:52.36	19 3.20	AT	
39	7	292056	GUFLER, Michael	ITA	1:51.62	13 2.46	AT	
40	48	690013	SKRIABIN, Nikolay	UKR	1:59.39	47 10.23	SA	
41	53	60116	SCHREURS, Johan	BEL	1:56.89	39 7.73	RO	
42	4	101850	HUME, Jeff	CAN	1:51.71	14 2.55	SA	

AT	ATOMIC	FI	FISCHER	SA	SALOMON
BL	BLIZZARD	HE	HEAD	ST	STÖCKLI
DY	DYNASTAR	NO	NORDICA	VK	VÖLKL
EL	ELAN	RO	ROSSIGNOL		





# Slalom MEN Combined RESULTS - 1st Run



JURY				TECHNICAL DATA			
TD FIS	<b>Peter OBERNAUER</b>	AUT		COURSE NAME	<b>Engiadina</b>		
REFEREE	<b>Günter HUJARA</b>	FIS		START	<b>2205 m</b>		
CHIEF OF RACE	<b>Martin RUFENER</b>	SUI		FINISH	<b>2040 m</b>		
START REFEREE	<b>Dusan GORISEK</b>	SLO		VERTICAL DROP	<b>165 m</b>		
FINISH REFEREE	<b>Ernesto RIGONI</b>	ITA		FIS HOMOLOG NR	<b>6386/296/01</b>		
1st RUN				2nd RUN			
COURSE SETTER	<b>Gerd EHN</b>	AUT		<b>Claudio RAVETTO</b>	ITA		
NUMBER OF GATES	<b>52</b>			<b>53</b>			
START TIME	<b>13:00</b>			<b>15:00</b>			
FORERUNNERS	A <b>Flavio GODENZI</b>	SUI		A <b>Flavio GODENZI</b>	SUI	WEATHER	<b>Snow</b>
	B <b>Moreno TESTORELLI</b>	SUI		B <b>Moreno TESTORELLI</b>	SUI	SNOW	<b>Hard</b>
	C <b>Sandro VILETTA</b>	SUI		C <b>Sandro VILETTA</b>	SUI	TEMPERATURE START	<b>-16°C</b>
						FINISH	<b>-10°C</b>

Number of competitors: 42

pos	bib	code	surname, name	nation	time	ski
1	40	500656	<b>LARSSON, Markus</b>	SWE	<b>40.82</b>	RO
2	26	532431	<b>MILLER, Bode</b>	USA	<b>40.92</b>	RO
3	10	50625	<b>RAICH, Benjamin</b>	AUT	<b>41.02</b>	AT
4	5	190915	<b>BOURGEAT, Pierrick</b>	FRA	<b>41.04</b>	RO
5	50	290478	<b>ROCCA, Giorgio</b>	ITA	<b>41.13</b>	NO
6	31	50547	<b>SCHOENFELDER, Rainer</b>	AUT	<b>41.28</b>	FI
7	34	420148	<b>KARLSEN, Truls Ove</b>	NOR	<b>41.40</b>	FI
8	2	510997	<b>BERTHOD, Marc</b>	SUI	<b>41.69</b>	
9	35	510890	<b>ZURBRIGGEN, Silvan</b>	SUI	<b>41.84</b>	FI
10	3	50707	<b>MATT, Mario</b>	AUT	<b>42.02</b>	SA
11	28	420382	<b>AAMODT, Kjetil Andre</b>	NOR	<b>42.06</b>	NO
12	42	560371	<b>DRAGSIC, Mitja</b>	SLO	<b>42.09</b>	VK
13	29	50041	<b>WALCHHOFER, Michael</b>	AUT	<b>42.18</b>	AT
14	22	420470	<b>KJUS, Lasse</b>	NOR	<b>42.52</b>	DY
15	1	150398	<b>BANK, Ondrej</b>	CZE	<b>42.57</b>	RO

6 February 2003 / St. Moritz (SUI) / 1318

www.stmoritz2003.com

Generation date: 06 February 2003 Time: 13:57

Page 1 of 2

www.fis-ski.com



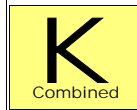
pos	bib	code	surname, name	nation	time	ski
16	8	190278	LLORACH, Gaetan	FRA	42.60	SA
17	38	560406	GORZA, Ales	SLO	42.69	AT
18	25	510727	DEFAGO, Didier	SUI	42.70	AT
19	16	292455	FILL, Peter	ITA	42.90	DY
20	46	480678	ULIANOV, Dmitrij	RUS	43.30	FI
21	17	102263	GUAY, Erik	CAN	43.51	AT
22	44	150571	HAYER, Stanley	CZE	43.62	FI
23	45	90047	GEORGIEV, Stefan	BUL	43.68	RO
24	36	150421	ZAHROBSKY, Petr	CZE	43.97	HE
25	27	510478	KERNEN, Bruno	SUI	44.01	RO
26	33	150149	ZAKOURIL, Borek	CZE	44.03	HE
27	19	420911	SOLBAKKEN, Bjarne	NOR	44.09	AT
28	21	560332	JERMAN, Andrej	SLO	44.20	RO
29	47	90048	GREBENTSCHARSKI, Ivan	BUL	44.78	
30	4	101850	HUME, Jeff	CAN	44.80	SA
31	7	292056	GUFLER, Michael	ITA	44.83	AT
32	37	480670	KOMAROV, Sergeij	RUS	45.09	
33	48	690013	SKRIABIN, Nikolay	UKR	45.19	SA
34	39	700037	HEIMSCHILD, Ivan	SVK	45.20	HE
35	49	700686	LUBELLAN, Peter	SVK	45.42	
36	52	60088	VAN DEN BOGAERT, Jeroen	BEL	45.53	RO
37	53	60116	SCHREURS, Johan	BEL	46.09	RO
38	15	220228	MICKEL, Finlay	GBR	46.93	AT

did not finish: 4

32	40171	BRANCH, Craig	AUS	VK
41	220054	MOULDER-BROWN, John	GBR	HE
43	500499	BROLENIUS, Johan	SWE	HE
51	301312	SASAKI, Akira	JPN	SA

AT	ATOMIC	FI	FISCHER	SA	SALOMON
BL	BLIZZARD	HE	HEAD	ST	STÖCKLI
DY	DYNASTAR	NO	NORDICA	VK	VÖLKL
EL	ELAN	RO	ROSSIGNOL		





# Slalom MEN Combined ANALYSIS by RANK - 1st run



Number of competitors: 42

pos	bib	nation	surname, name	int1	int1-final	final	gap
1	40	SWE	LARSSON, Markus	20.96 2	19.86 2	<b>40.82</b>	
2	26	USA	MILLER, Bode	<b>20.93</b> 1	19.99 4	<b>40.92</b>	+0.10
3	10	AUT	RAICH, Benjamin	20.98 3	20.04 5	<b>41.02</b>	+0.20
4	5	FRA	BOURGEAT, Pierrick	21.11 4	19.93 3	<b>41.04</b>	+0.22
5	50	ITA	ROCCA, Giorgio	21.36 8	<b>19.77</b> 1	<b>41.13</b>	+0.31
6	31	AUT	SCHOENFELDER, Rainer	21.12 5	20.16 7	<b>41.28</b>	+0.46
7	34	NOR	KARLSEN, Truls Ove	21.35 7	20.05 6	<b>41.40</b>	+0.58
8	2	SUI	BERTHOD, Marc	21.47 11	20.22 8	<b>41.69</b>	+0.87
9	35	SUI	ZURBRIGGEN, Silvan	21.41 10	20.43 12	<b>41.84</b>	+1.02
10	3	AUT	MATT, Mario	21.62 13	20.40 10	<b>42.02</b>	+1.20
11	28	NOR	AAMODT, Kjetil Andre	21.62 13	20.44 14	<b>42.06</b>	+1.24
12	42	SLO	DRAGSIC, Mitja	21.82 17	20.27 9	<b>42.09</b>	+1.27
13	29	AUT	WALCHHOFER, Michael	21.78 16	20.40 10	<b>42.18</b>	+1.36
14	22	NOR	KJUS, Lasse	21.62 13	20.90 19	<b>42.52</b>	+1.70
15	1	CZE	BANK, Ondrej	21.90 20	20.67 16	<b>42.57</b>	+1.75
16	8	FRA	LLORACH, Gaetan	22.17 22	20.43 12	<b>42.60</b>	+1.78
17	38	SLO	GORZA, Ales	21.88 19	20.81 17	<b>42.69</b>	+1.87
18	25	SUI	DEFAGO, Didier	21.87 18	20.83 18	<b>42.70</b>	+1.88
19	16	ITA	FILL, Peter	22.32 23	20.58 15	<b>42.90</b>	+2.08

6 February 2003 / St. Moritz (SUI) / 1318

Page 1 of 2

www.stmoritz2003.com

www.fis-ski.com

Generation date: 06 February 2003 Time: 17:34



**K**

ANALYSIS by RANK - 1st run

**SL**

pos	bib	nation surname, name	int1	int1-final	final	gap
20	46	RUS ULIANOV, Dmitrij	22.08 21	21.22 23	43.30	+2.48
21	17	CAN GUAY, Erik	22.43 25	21.08 20	43.51	+2.69
22	44	CZE HAYER, Stanley	22.42 24	21.20 22	43.62	+2.80
23	45	BUL GEORGIEV, Stefan	22.44 26	21.24 24	43.68	+2.86
24	36	CZE ZAHROBSKY, Petr	22.57 27	21.40 27	43.97	+3.15
25	27	SUI KERNEN, Bruno	22.85 30	21.16 21	44.01	+3.19
26	33	CZE ZAKOURIL, Borek	22.69 29	21.34 26	44.03	+3.21
27	19	NOR SOLBAKKEN, Bjarne	22.62 28	21.47 28	44.09	+3.27
28	21	SLO JERMAN, Andrej	22.90 32	21.30 25	44.20	+3.38
29	47	BUL GREBENTSCHARSKI, Ivan	23.10 35	21.68 29	44.78	+3.96
30	4	CAN HUME, Jeff	22.86 31	21.94 32	44.80	+3.98
31	7	ITA GUFLER, Michael	22.96 33	21.87 31	44.83	+4.01
32	37	RUS KOMAROV, Sergeij	22.97 34	22.12 35	45.09	+4.27
33	48	UKR SKRIABIN, Nikolay	23.20 36	21.99 33	45.19	+4.37
34	39	SVK HEIMSCCHILD, Ivan	23.51 40	21.69 30	45.20	+4.38
35	49	SVK LUBELLAN, Peter	23.23 37	22.19 36	45.42	+4.60
36	52	BEL VAN DEN BOGAERT, Jeroe	23.43 39	22.10 34	45.53	+4.71
37	53	BEL SCHREURS, Johan	23.83 41	22.26 37	46.09	+5.27
38	15	GBR MICKEL, Finlay	24.28 42	22.65 38	46.93	+6.11
	32	AUS BRANCH, Craig	23.28 38		DNF	
	41	GBR MOULDER-BROWN, John	21.55 12		DNF	
	43	SWE BROLENIUS, Johan	21.37 9		DNF	
	51	JPN SASAKI, Akira	21.17 6		DNF	

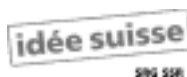
6 February 2003 / St. Moritz (SUI) / 1318

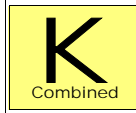
Page 2 of 2

www.stmoritz2003.com

www.fis-ski.com

Generation date: 06 February 2003 Time: 17:34





# Slalom MEN Combined ANALYSIS by BIB - 1st run



Number of competitors: 42

bib	nation	surname, name	int1	int1-final	final	gap
1	CZE	<b>BANK, Ondrej</b>	21.90 20	20.67 16	<b>42.57</b> 15	+1.75
2	SUI	<b>BERTHOD, Marc</b>	21.47 11	20.22 8	<b>41.69</b> 8	+0.87
3	AUT	<b>MATT, Mario</b>	21.62 13	20.40 10	<b>42.02</b> 10	+1.20
4	CAN	<b>HUME, Jeff</b>	22.86 31	21.94 32	<b>44.80</b> 30	+3.98
5	FRA	<b>BOURGEAT, Pierrick</b>	21.11 4	19.93 3	<b>41.04</b> 4	+0.22
7	ITA	<b>GUFLER, Michael</b>	22.96 33	21.87 31	<b>44.83</b> 31	+4.01
8	FRA	<b>LLORACH, Gaetan</b>	22.17 22	20.43 12	<b>42.60</b> 16	+1.78
10	AUT	<b>RAICH, Benjamin</b>	20.98 3	20.04 5	<b>41.02</b> 3	+0.20
15	GBR	<b>MICKEL, Finlay</b>	24.28 42	22.65 38	<b>46.93</b> 38	+6.11
16	ITA	<b>FILL, Peter</b>	22.32 23	20.58 15	<b>42.90</b> 19	+2.08
17	CAN	<b>GUAY, Erik</b>	22.43 25	21.08 20	<b>43.51</b> 21	+2.69
19	NOR	<b>SOLBAKKEN, Bjarne</b>	22.62 28	21.47 28	<b>44.09</b> 27	+3.27
21	SLO	<b>JERMAN, Andrej</b>	22.90 32	21.30 25	<b>44.20</b> 28	+3.38
22	NOR	<b>KJUS, Lasse</b>	21.62 13	20.90 19	<b>42.52</b> 14	+1.70
25	SUI	<b>DEFAGO, Didier</b>	21.87 18	20.83 18	<b>42.70</b> 18	+1.88
26	USA	<b>MILLER, Bode</b>	20.93 1	19.99 4	<b>40.92</b> 2	+0.10
27	SUI	<b>KERNEN, Bruno</b>	22.85 30	21.16 21	<b>44.01</b> 25	+3.19
28	NOR	<b>AAMODT, Kjetil Andre</b>	21.62 13	20.44 14	<b>42.06</b> 11	+1.24
29	AUT	<b>WALCHHOFER, Michael</b>	21.78 16	20.40 10	<b>42.18</b> 13	+1.36

6 February 2003 / St. Moritz (SUI) / 1318

www.stmoritz2003.com

Generation date: 06 February 2003 Time: 17:34

Page 1 of 2

www.fis-ski.com



**K**

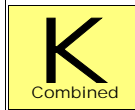
ANALYSIS by BIB - 1st run

**SL**

bib	nation surname, name	int1	int1-final	final	gap
31	AUT SCHOENFELDER, Rainer	21.12 <sup>5</sup>	20.16 <sup>7</sup>	41.28 <sup>6</sup>	+0.46
32	AUS BRANCH, Craig	23.28 <sup>38</sup>		DNF	
33	CZE ZAKOURIL, Borek	22.69 <sup>29</sup>	21.34 <sup>26</sup>	44.03 <sup>26</sup>	+3.21
34	NOR KARLSEN, Truls Ove	21.35 <sup>7</sup>	20.05 <sup>6</sup>	41.40 <sup>7</sup>	+0.58
35	SUI ZURBRIGGEN, Silvan	21.41 <sup>10</sup>	20.43 <sup>12</sup>	41.84 <sup>9</sup>	+1.02
36	CZE ZAHROBSKY, Petr	22.57 <sup>27</sup>	21.40 <sup>27</sup>	43.97 <sup>24</sup>	+3.15
37	RUS KOMAROV, Sergeij	22.97 <sup>34</sup>	22.12 <sup>35</sup>	45.09 <sup>32</sup>	+4.27
38	SLO GORZA, Ales	21.88 <sup>19</sup>	20.81 <sup>17</sup>	42.69 <sup>17</sup>	+1.87
39	SVK HEIMSCHILD, Ivan	23.51 <sup>40</sup>	21.69 <sup>30</sup>	45.20 <sup>34</sup>	+4.38
40	SWE LARSSON, Markus	20.96 <sup>2</sup>	19.86 <sup>2</sup>	40.82 <sup>1</sup>	
41	GBR MOULDER-BROWN, John	21.55 <sup>12</sup>		DNF	
42	SLO DRAGSIC, Mitja	21.82 <sup>17</sup>	20.27 <sup>9</sup>	42.09 <sup>12</sup>	+1.27
43	SWE BROLENIUS, Johan	21.37 <sup>9</sup>		DNF	
44	CZE HAYER, Stanley	22.42 <sup>24</sup>	21.20 <sup>22</sup>	43.62 <sup>22</sup>	+2.80
45	BUL GEORGIEV, Stefan	22.44 <sup>26</sup>	21.24 <sup>24</sup>	43.68 <sup>23</sup>	+2.86
46	RUS ULIANOV, Dmitrij	22.08 <sup>21</sup>	21.22 <sup>23</sup>	43.30 <sup>20</sup>	+2.48
47	BUL GREBENTSCHARSKI, Ivan	23.10 <sup>35</sup>	21.68 <sup>29</sup>	44.78 <sup>29</sup>	+3.96
48	UKR SKRIABIN, Nikolay	23.20 <sup>36</sup>	21.99 <sup>33</sup>	45.19 <sup>33</sup>	+4.37
49	SVK LUBELLAN, Peter	23.23 <sup>37</sup>	22.19 <sup>36</sup>	45.42 <sup>35</sup>	+4.60
50	ITA ROCCA, Giorgio	21.36 <sup>8</sup>	19.77 <sup>1</sup>	41.13 <sup>5</sup>	+0.31
51	JPN SASAKI, Akira	21.17 <sup>6</sup>		DNF	
52	BEL VAN DEN BOGAERT, Jeroe	23.43 <sup>39</sup>	22.10 <sup>34</sup>	45.53 <sup>36</sup>	+4.71
53	BEL SCHREURS, Johan	23.83 <sup>41</sup>	22.26 <sup>37</sup>	46.09 <sup>37</sup>	+5.27







# Slalom MEN Combined START LIST - 2nd Run



JURY				TECHNICAL DATA			
TD FIS	<b>Peter OBERNAUER</b>	AUT	COURSE NAME	<b>Engiadina</b>			
REFEREE	<b>Günter HUJARA</b>	FIS	START	<b>2205 m</b>			
CHIEF OF RACE	<b>Martin RUFENER</b>	SUI	FINISH	<b>2040 m</b>			
START REFEREE	<b>Dusan GORISEK</b>	SLO	VERTICAL DROP	<b>165 m</b>			
FINISH REFEREE	<b>Ernesto RIGONI</b>	ITA	FIS HOMOLOG NR	<b>6386/296/01</b>			
1st RUN				2nd RUN			
COURSE SETTER	<b>Gerd EHN</b>	AUT	<b>Claudio RAVETTO</b>	ITA			
NUMBER OF GATES	<b>52</b>		NUMBER OF GATES		<b>53</b>		
START TIME	<b>13:00</b>		START TIME		<b>15:00</b>		
FORERUNNERS	A <b>Flavio GODENZI</b>	SUI	A <b>Flavio GODENZI</b>	SUI			
	B <b>Moreno TESTORELLI</b>	SUI	B <b>Moreno TESTORELLI</b>	SUI			
	C <b>Sandro VILETTA</b>	SUI	C <b>Sandro VILETTA</b>	SUI			

Number of competitors: 38

				Combined			
start order	bib	code	surname, name	nation	time	gap	ski
1	37	480670	<b>KOMAROV, Sergeij</b>	RUS	2:40.96	30 9.28	
2	46	480678	<b>ULIANOV, Dmitrij</b>	RUS	2:40.65	29 8.97	FI
3	36	150421	<b>ZAHROBSKY, Petr</b>	CZE	2:38.89	27 7.21	HE
4	44	150571	<b>HAYER, Stanley</b>	CZE	2:38.89	27 7.21	FI
5	15	220228	<b>MICKEL, Finlay</b>	GBR	2:38.06	26 6.38	AT
6	3	50707	<b>MATT, Mario</b>	AUT	2:38.05	25 6.37	SA
7	1	150398	<b>BANK, Ondrej</b>	CZE	2:37.38	24 5.70	RO
8	42	560371	<b>DRAGSIC, Mitja</b>	SLO	2:36.57	23 4.89	VK
9	4	101850	<b>HUME, Jeff</b>	CAN	2:36.51	22 4.83	SA
10	7	292056	<b>GUFLER, Michael</b>	ITA	2:36.45	20 4.77	AT
11	19	420911	<b>SOLBAKKEN, Bjarne</b>	NOR	2:36.45	20 4.77	AT
12	16	292455	<b>FILL, Peter</b>	ITA	2:35.90	19 4.22	DY
13	31	50547	<b>SCHOENFELDER, Rainer</b>	AUT	2:35.84	18 4.16	FI
14	38	560406	<b>GORZA, Ales</b>	SLO	2:35.76	17 4.08	AT
15	34	420148	<b>KARLSEN, Truls Ove</b>	NOR	2:35.73	16 4.05	FI

6 February 2003 / St. Moritz (SUI) / 1318

www.stmoritz2003.com

Generation date: 06 February 2003 Time: 13:58

Page 1 of 2

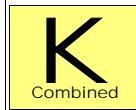
www.fis-ski.com



start order	bib	code	surname, name	nation	time	gap	ski
16	17	102263	<b>GUAY, Erik</b>	CAN	2:35.56	15 3.88	AT
17	40	500656	<b>LARSSON, Markus</b>	SWE	2:35.07	14 3.39	RO
18	27	510478	<b>KERNEN, Bruno</b>	SUI	2:34.97	13 3.29	RO
19	21	560332	<b>JERMAN, Andrej</b>	SLO	2:34.58	11 2.90	RO
20	50	290478	<b>ROCCA, Giorgio</b>	ITA	2:34.58	11 2.90	NO
21	2	510997	<b>BERTHOD, Marc</b>	SUI	2:34.54	10 2.86	
22	8	190278	<b>LLORACH, Gaetan</b>	FRA	2:34.21	9 2.53	SA
23	25	510727	<b>DEFAGO, Didier</b>	SUI	2:33.94	8 2.26	AT
24	29	50041	<b>WALCHHOFER, Michael</b>	AUT	2:33.35	7 1.67	AT
25	35	510890	<b>ZURBRIGGEN, Silvan</b>	SUI	2:33.31	6 1.63	FI
26	5	190915	<b>BOURGEAT, Pierrick</b>	FRA	2:33.16	5 1.48	RO
27	26	532431	<b>MILLER, Bode</b>	USA	2:33.03	4 1.35	RO
28	28	420382	<b>AAMODT, Kjetil Andre</b>	NOR	2:32.56	3 0.88	NO
29	10	50625	<b>RAICH, Benjamin</b>	AUT	2:32.53	2 0.85	AT
30	22	420470	<b>KJUS, Lasse</b>	NOR	2:31.68	1	DY
31	33	150149	<b>ZAKOURIL, Borek</b>	CZE	2:40.99	31 9.31	HE
32	47	90048	<b>GREBENTSCHARSKI, Ivan</b>	BUL	2:42.15	32 10.47	
33	49	700686	<b>LUBELLAN, Peter</b>	SVK	2:42.55	33 10.87	
34	45	90047	<b>GEORGIEV, Stefan</b>	BUL	2:42.74	34 11.06	RO
35	53	60116	<b>SCHREURS, Johan</b>	BEL	2:42.98	35 11.30	RO
36	39	700037	<b>HEIMSCHILD, Ivan</b>	SVK	2:43.22	36 11.54	HE
37	48	690013	<b>SKRIABIN, Nikolay</b>	UKR	2:44.58	37 12.90	SA
38	52	60088	<b>VAN DEN BOGAERT, Jeroen</b>	BEL	2:46.11	38 14.43	RO

AT	ATOMIC	FI	FISCHER	SA	SALOMON
BL	BLIZZARD	HE	HEAD	ST	STÖCKLI
DY	DYNASTAR	NO	NORDICA	VK	VÖLKL
EL	ELAN	RO	ROSSIGNOL		





# Slalom MEN Combined OFFICIAL RESULTS



JURY				TECHNICAL DATA			
TD FIS	<b>Peter OBERNAUER</b>	AUT		COURSE NAME	<b>Engiadina</b>		
REFEREE	<b>Günter HUJARA</b>	FIS		START	<b>2205 m</b>		
CHIEF OF RACE	<b>Martin RUFENER</b>	SUI		FINISH	<b>2040 m</b>		
START REFEREE	<b>Dusan GORISEK</b>	SLO		VERTICAL DROP	<b>165 m</b>		
FINISH REFEREE	<b>Ernesto RIGONI</b>	ITA		FIS HOMOLOG NR	<b>6386/296/01</b>		
1st RUN				2nd RUN			
COURSE SETTER	<b>Gerd EHN</b>	AUT		<b>Claudio RAVETTO</b>	ITA		
NUMBER OF GATES	<b>54</b>			<b>54</b>			
START TIME	<b>13:00</b>			<b>15:00</b>			
FORERUNNERS	A <b>Flavio GODENZI</b>	SUI		A <b>Flavio GODENZI</b>	SUI	WEATHER	<b>Snow</b>
	B <b>Moreno TESTORELLI</b>	SUI		B <b>Moreno TESTORELLI</b>	SUI	SNOW	<b>Hard</b>
	C <b>Sandro VILETTA</b>	SUI		C <b>Sandro VILETTA</b>	SUI	TEMPERATURE START	<b>-17°C</b>
						FINISH	<b>-12°C</b>

Number of competitors: 42

pos	bib	code	surname, name	nation	time 1st run	time 2nd run	time total	race points	ski
1	40	500656	<b>LARSSON, Markus</b>	SWE	40.82	44.75	<b>1:25.57</b>	<b>0.00</b>	RO
2	26	532431	<b>MILLER, Bode</b>	USA	40.92	45.38	<b>1:26.30</b>	<b>4.86</b>	RO
3	5	190915	<b>BOURGEAT, Pierrick</b>	FRA	41.04	45.43	<b>1:26.47</b>	<b>6.00</b>	RO
4	50	290478	<b>ROCCA, Giorgio</b>	ITA	41.13	45.52	<b>1:26.65</b>	<b>7.19</b>	NO
5	31	50547	<b>SCHOENFELDER, Rainer</b>	AUT	41.28	45.46	<b>1:26.74</b>	<b>7.79</b>	FI
6	35	510890	<b>ZURBRIGGEN, Silvan</b>	SUI	41.84	45.66	<b>1:27.50</b>	<b>12.86</b>	FI
7	42	560371	<b>DRAGSIC, Mitja</b>	SLO	42.09	45.47	<b>1:27.56</b>	<b>13.26</b>	VK
8	28	420382	<b>AAMODT, Kjetil Andre</b>	NOR	42.06	45.98	<b>1:28.04</b>	<b>16.45</b>	NO
9	16	292455	<b>FILL, Peter</b>	ITA	42.90	45.49	<b>1:28.39</b>	<b>18.78</b>	DY
10	1	150398	<b>BANK, Ondrej</b>	CZE	42.57	45.93	<b>1:28.50</b>	<b>19.52</b>	RO
11	38	560406	<b>GORZA, Ales</b>	SLO	42.69	45.98	<b>1:28.67</b>	<b>20.65</b>	AT
12	25	510727	<b>DEFAGO, Didier</b>	SUI	42.70	46.05	<b>1:28.75</b>	<b>21.18</b>	AT
13	8	190278	<b>LLORACH, Gaetan</b>	FRA	42.60	46.54	<b>1:29.14</b>	<b>23.78</b>	SA
14	22	420470	<b>KJUS, Lasse</b>	NOR	42.52	46.80	<b>1:29.32</b>	<b>24.98</b>	DY
15	44	150571	<b>HAYER, Stanley</b>	CZE	43.62	46.24	<b>1:29.86</b>	<b>28.58</b>	FI

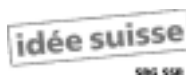
6 February 2003 / St. Moritz (SUI) / 1318

www.stmoritz2003.com

Generation date: 06 February 2003 Time: 17:21

Page 1 of 2

www.fis-ski.com



**K**

## OFFICIAL RESULTS

**SL**

pos	bib	code	surname, name	nation	time 1st run	time 2nd run	time total	race points	ski
16	46	480678	ULIANOV, Dmitrij	RUS	43.30	46.66	1:29.96	29.24	FI
17	45	90047	GEORGIEV, Stefan	BUL	43.68	47.14	1:30.82	34.97	RO
18	17	102263	GUAY, Erik	CAN	43.51	47.89	1:31.40	38.83	AT
19	36	150421	ZAHROBSKY, Petr	CZE	43.97	47.72	1:31.69	40.77	HE
20	27	510478	KERNEN, Bruno	SUI	44.01	47.71	1:31.72	40.97	RO
21	7	292056	GUFLER, Michael	ITA	44.83	47.22	1:32.05	43.16	AT
22	19	420911	SOLBAKKEN, Bjarne	NOR	44.09	48.29	1:32.38	45.36	AT
23	21	560332	JERMAN, Andrej	SLO	44.20	48.25	1:32.45	45.83	RO
24	47	90048	GREBENTSCHARSKI, Ivan	BUL	44.78	49.09	1:33.87	55.29	
25	37	480670	KOMAROV, Sergeij	RUS	45.09	49.04	1:34.13	57.02	
26	48	690013	SKRIABIN, Nikolay	UKR	45.19	49.48	1:34.67	60.62	SA
27	39	700037	HEIMSCHILD, Ivan	SVK	45.20	49.65	1:34.85	61.82	HE
28	4	101850	HUME, Jeff	CAN	44.80	50.15	1:34.95	62.48	SA
29	49	700686	LUBELLAN, Peter	SVK	45.42	49.68	1:35.10	63.48	
30	2	510997	BERTHOD, Marc	SUI	41.69	53.49	1:35.18	64.01	RO
31	15	220228	MICKEL, Finlay	GBR	46.93	49.96	1:36.89	75.40	AT
32	53	60116	SCHREURS, Johan	BEL	46.09	51.13	1:37.22	77.60	RO

did not finish 1st run: 4

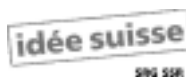
32	40171	BRANCH, Craig	AUS						VK
41	220054	MOULDER-BROWN, John	GBR						HE
43	500499	BROLENIUS, Johan	SWE						HE
51	301312	SASAKI, Akira	JPN						SA

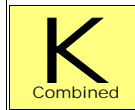
did not finish 2nd run: 6

3	50707	MATT, Mario	AUT	42.02					SA
10	50625	RAICH, Benjamin	AUT	41.02					AT
29	50041	WALCHHOFER, Michael	AUT	42.18					AT
33	150149	ZAKOURIL, Borek	CZE	44.03					HE
34	420148	KARLSEN, Truls Ove	NOR	41.40					FI
52	60088	VAN DEN BOGAERT, Jeroen	BEL	45.53					RO

AT	ATOMIC	FI	FISCHER	SA	SALOMON
BL	BLIZZARD	HE	HEAD	ST	STÖCKLI
DY	DYNASTAR	NO	NORDICA	VK	VÖLKL
EL	ELAN	RO	ROSSIGNOL		

the Technical Delegate Peter OBERNAUER (AUT) #244





# Slalom MEN Combined ANALYSIS by RANK



Number of competitors: 38

pos	bib	nation	surname, name	int1R1 <i>int1R1-finR1</i>	finR1 <i>finR1-int1R2</i>	int1R2	<i>int1R2-final</i>	final	gap
1	40	SWE	LARSSON, Markus	20.96 2 19.86 2	40.82 1 22.89 1	1:03.71 1	21.86 1	1:25.57	
2	26	USA	MILLER, Bode	20.93 1 19.99 4	40.92 2 23.37 5	1:04.29 3	22.01 3	1:26.30	+0.73
3	5	FRA	BOURGEAT, Pierrick	21.11 4 19.93 3	41.04 4 23.14 3	1:04.18 2	22.29 11	1:26.47	+0.90
4	50	ITA	ROCCA, Giorgio	21.36 8 19.77 1	41.13 5 23.43 7	1:04.56 5	22.09 7	1:26.65	+1.08
5	31	AUT	SCHOENFELDER, Rainer	21.12 5 20.16 7	41.28 6 23.56 10	1:04.84 6	21.90 2	1:26.74	+1.17
6	35	SUI	ZURBRIGGEN, Silvan	21.41 10 20.43 12	41.84 9 23.61 11	1:05.45 8	22.05 6	1:27.50	+1.93
7	42	SLO	DRAGSIC, Mitja	21.82 17 20.27 9	42.09 12 23.45 8	1:05.54 9	22.02 4	1:27.56	+1.99
8	28	NOR	AAMODT, Kjetil Andre	21.62 13 20.44 14	42.06 11 23.61 11	1:05.67 10	22.37 12	1:28.04	+2.47
9	16	ITA	FILL, Peter	22.32 23 20.58 15	42.90 19 23.38 6	1:06.28 14	22.11 8	1:28.39	+2.82
10	1	CZE	BANK, Ondrej	21.90 20 20.67 16	42.57 15 23.67 13	1:06.24 12	22.26 10	1:28.50	+2.93
11	38	SLO	GORZA, Ales	21.88 19 20.81 17	42.69 17 23.52 9	1:06.21 11	22.46 15	1:28.67	+3.10
12	25	SUI	DEFAGO, Didier	21.87 18 20.83 18	42.70 18 24.01 17	1:06.71 16	22.04 5	1:28.75	+3.18
13	8	FRA	LLORACH, Gaetan	22.17 22 20.43 12	42.60 16 24.11 19	1:06.71 16	22.43 13	1:29.14	+3.57
14	22	NOR	KJUS, Lasse	21.62 13 20.90 19	42.52 14 23.96 16	1:06.48 15	22.84 16	1:29.32	+3.75
15	44	CZE	HAYER, Stanley	22.42 24 21.20 22	43.62 22 23.81 15	1:07.43 19	22.43 13	1:29.86	+4.29
16	46	RUS	ULIANOV, Dmitrij	22.08 21 21.22 23	43.30 20 23.71 14	1:07.01 18	22.95 18	1:29.96	+4.39
17	45	BUL	GEORGIEV, Stefan	22.44 26 21.24 24	43.68 23 24.21 20	1:07.89 20	22.93 17	1:30.82	+5.25
18	17	CAN	GUAY, Erik	22.43 25 21.08 20	43.51 21 24.88 25	1:08.39 21	23.01 20	1:31.40	+5.83
19	36	CZE	ZAHROBSKY, Petr	22.57 27 21.40 27	43.97 24 24.61 23	1:08.58 23	23.11 22	1:31.69	+6.12

6 February 2003 / St. Moritz (SUI) / 1318

Page 1 of 2

www.stmoritz2003.com

www.fis-ski.com

Generation date: 06 February 2003 Time: 17:33



**K**

ANALYSIS by RANK

**SL**

pos	bib	nation	surname, name	int1R1 <i>int1R1-finR1</i>	finR1 <i>finR1-int1R2</i>	int1R2	<i>int1R2-final</i>	final	gap
20	27	SUI	KERNEN, Bruno	22.85 <sup>30</sup> 21.16 <sup>21</sup>	44.01 <sup>25</sup> 24.51 <sup>22</sup>	1:08.52 <sup>22</sup>	23.20 <sup>24</sup>	1:31.72	+6.15
21	7	ITA	GUFLER, Michael	22.96 <sup>33</sup> 21.87 <sup>31</sup>	44.83 <sup>31</sup> 24.26 <sup>21</sup>	1:09.09 <sup>24</sup>	22.96 <sup>19</sup>	1:32.05	+6.48
22	19	NOR	SOLBAKKEN, Bjarne	22.62 <sup>28</sup> 21.47 <sup>28</sup>	44.09 <sup>27</sup> 25.10 <sup>26</sup>	1:09.19 <sup>25</sup>	23.19 <sup>23</sup>	1:32.38	+6.81
23	21	SLO	JERMAN, Andrej	22.90 <sup>32</sup> 21.30 <sup>25</sup>	44.20 <sup>28</sup> 25.18 <sup>28</sup>	1:09.38 <sup>26</sup>	23.07 <sup>21</sup>	1:32.45	+6.88
24	47	BUL	GREBENTSHARSKI, Ivan	23.10 <sup>35</sup> 21.68 <sup>29</sup>	44.78 <sup>29</sup> 25.38 <sup>29</sup>	1:10.16 <sup>29</sup>	23.71 <sup>25</sup>	1:33.87	+8.30
25	37	RUS	KOMAROV, Sergeij	22.97 <sup>34</sup> 22.12 <sup>35</sup>	45.09 <sup>32</sup> 24.86 <sup>24</sup>	1:09.95 <sup>28</sup>	24.18 <sup>28</sup>	1:34.13	+8.56
26	48	UKR	SKRIABIN, Nikolay	23.20 <sup>36</sup> 21.99 <sup>33</sup>	45.19 <sup>33</sup> 25.46 <sup>31</sup>	1:10.65 <sup>30</sup>	24.02 <sup>27</sup>	1:34.67	+9.10
27	39	SVK	HEIMSCHILD, Ivan	23.51 <sup>40</sup> 21.69 <sup>30</sup>	45.20 <sup>34</sup> 25.68 <sup>33</sup>	1:10.88 <sup>32</sup>	23.97 <sup>26</sup>	1:34.85	+9.28
28	4	CAN	HUME, Jeff	22.86 <sup>31</sup> 21.94 <sup>32</sup>	44.80 <sup>30</sup> 25.14 <sup>27</sup>	1:09.94 <sup>27</sup>	25.01 <sup>32</sup>	1:34.95	+9.38
29	49	SVK	LUBELLAN, Peter	23.23 <sup>37</sup> 22.19 <sup>36</sup>	45.42 <sup>35</sup> 25.42 <sup>30</sup>	1:10.84 <sup>31</sup>	24.26 <sup>29</sup>	1:35.10	+9.53
30	2	SUI	BERTHOD, Marc	21.47 <sup>11</sup> 20.22 <sup>8</sup>	41.69 <sup>8</sup> 31.35 <sup>35</sup>	1:13.04 <sup>35</sup>	22.14 <sup>9</sup>	1:35.18	+9.61
31	15	GBR	MICKEL, Finlay	24.28 <sup>42</sup> 22.65 <sup>38</sup>	46.93 <sup>38</sup> 25.47 <sup>32</sup>	1:12.40 <sup>33</sup>	24.49 <sup>30</sup>	1:36.89	+11.32
32	53	BEL	SCHREURS, Johan	23.83 <sup>41</sup> 22.26 <sup>37</sup>	46.09 <sup>37</sup> 26.47 <sup>34</sup>	1:12.56 <sup>34</sup>	24.66 <sup>31</sup>	1:37.22	+11.65
	3	AUT	MATT, Mario	21.62 <sup>13</sup> 20.40 <sup>10</sup>	42.02 <sup>10</sup> 23.17 <sup>4</sup>	1:05.19 <sup>7</sup>		DNF	
	10	AUT	RAICH, Benjamin	20.98 <sup>3</sup> 20.04 <sup>5</sup>	41.02 <sup>3</sup>			DNF	
	29	AUT	WALCHHOFER, Michael	21.78 <sup>16</sup> 20.40 <sup>10</sup>	42.18 <sup>13</sup> 24.09 <sup>18</sup>	1:06.27 <sup>13</sup>		DNF	
	33	CZE	ZAKOURIL, Borek	22.69 <sup>29</sup> 21.34 <sup>26</sup>	44.03 <sup>26</sup>			DNF	
	34	NOR	KARLSEN, Truls Ove	21.35 <sup>7</sup> 20.05 <sup>6</sup>	41.40 <sup>7</sup> 23.07 <sup>2</sup>	1:04.47 <sup>4</sup>		DNF	
	52	BEL	VAN DEN BOGAERT, Jeroe	23.43 <sup>39</sup> 22.10 <sup>34</sup>	45.53 <sup>36</sup>			DNF	

6 February 2003 / St. Moritz (SUI) / 1318

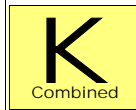
Page 2 of 2

www.stmoritz2003.com

www.fis-ski.com

Generation date: 06 February 2003 Time: 17:33





# Slalom MEN Combined

## ANALYSIS by BIB



Number of competitors: 38

bib	nation surname, name	int1R1 <i>int1R1-finR1</i>	finR1 <i>finR1-int1R2</i>	int1R2	<i>int1R2-final</i>	final	gap
1	CZE <b>BANK, Ondrej</b>	21.90 <sup>20</sup> 20.67 <sup>16</sup>	42.57 <sup>15</sup> 23.67 <sup>13</sup>	1:06.24 <sup>12</sup>	22.26 <sup>10</sup>	1:28.50 <sup>10</sup>	+2.93
2	SUI <b>BERTHOD, Marc</b>	21.47 <sup>11</sup> 20.22 <sup>8</sup>	41.69 <sup>8</sup> 31.35 <sup>35</sup>	1:13.04 <sup>35</sup>	22.14 <sup>9</sup>	1:35.18 <sup>30</sup>	+9.61
3	AUT <b>MATT, Mario</b>	21.62 <sup>13</sup> 20.40 <sup>10</sup>	42.02 <sup>10</sup> 23.17 <sup>4</sup>	1:05.19 <sup>7</sup>		DNF	
4	CAN <b>HUME, Jeff</b>	22.86 <sup>31</sup> 21.94 <sup>32</sup>	44.80 <sup>30</sup> 25.14 <sup>27</sup>	1:09.94 <sup>27</sup>	25.01 <sup>32</sup>	1:34.95 <sup>28</sup>	+9.38
5	FRA <b>BOURGEAT, Pierrick</b>	21.11 <sup>4</sup> 19.93 <sup>3</sup>	41.04 <sup>4</sup> 23.14 <sup>3</sup>	1:04.18 <sup>2</sup>	22.29 <sup>11</sup>	1:26.47 <sup>3</sup>	+0.90
7	ITA <b>GUFLER, Michael</b>	22.96 <sup>33</sup> 21.87 <sup>31</sup>	44.83 <sup>31</sup> 24.26 <sup>21</sup>	1:09.09 <sup>24</sup>	22.96 <sup>19</sup>	1:32.05 <sup>21</sup>	+6.48
8	FRA <b>LLORACH, Gaetan</b>	22.17 <sup>22</sup> 20.43 <sup>12</sup>	42.60 <sup>16</sup> 24.11 <sup>19</sup>	1:06.71 <sup>16</sup>	22.43 <sup>13</sup>	1:29.14 <sup>13</sup>	+3.57
10	AUT <b>RAICH, Benjamin</b>	20.98 <sup>3</sup> 20.04 <sup>5</sup>	41.02 <sup>3</sup>			DNF	
15	GBR <b>MICKEL, Finlay</b>	24.28 <sup>42</sup> 22.65 <sup>38</sup>	46.93 <sup>38</sup> 25.47 <sup>32</sup>	1:12.40 <sup>33</sup>	24.49 <sup>30</sup>	1:36.89 <sup>31</sup>	+11.32
16	ITA <b>FILL, Peter</b>	22.32 <sup>23</sup> 20.58 <sup>15</sup>	42.90 <sup>19</sup> 23.38 <sup>6</sup>	1:06.28 <sup>14</sup>	22.11 <sup>8</sup>	1:28.39 <sup>9</sup>	+2.82
17	CAN <b>GUAY, Erik</b>	22.43 <sup>25</sup> 21.08 <sup>20</sup>	43.51 <sup>21</sup> 24.88 <sup>25</sup>	1:08.39 <sup>21</sup>	23.01 <sup>20</sup>	1:31.40 <sup>18</sup>	+5.83
19	NOR <b>SOLBAKKEN, Bjarne</b>	22.62 <sup>28</sup> 21.47 <sup>28</sup>	44.09 <sup>27</sup> 25.10 <sup>26</sup>	1:09.19 <sup>25</sup>	23.19 <sup>23</sup>	1:32.38 <sup>22</sup>	+6.81
21	SLO <b>JERMAN, Andrej</b>	22.90 <sup>32</sup> 21.30 <sup>25</sup>	44.20 <sup>28</sup> 25.18 <sup>28</sup>	1:09.38 <sup>26</sup>	23.07 <sup>21</sup>	1:32.45 <sup>23</sup>	+6.88
22	NOR <b>KJUS, Lasse</b>	21.62 <sup>13</sup> 20.90 <sup>19</sup>	42.52 <sup>14</sup> 23.96 <sup>16</sup>	1:06.48 <sup>15</sup>	22.84 <sup>16</sup>	1:29.32 <sup>14</sup>	+3.75
25	SUI <b>DEFAGO, Didier</b>	21.87 <sup>18</sup> 20.83 <sup>18</sup>	42.70 <sup>18</sup> 24.01 <sup>17</sup>	1:06.71 <sup>16</sup>	22.04 <sup>5</sup>	1:28.75 <sup>12</sup>	+3.18
26	USA <b>MILLER, Bode</b>	20.93 <sup>1</sup> 19.99 <sup>4</sup>	40.92 <sup>2</sup> 23.37 <sup>5</sup>	1:04.29 <sup>3</sup>	22.01 <sup>3</sup>	1:26.30 <sup>2</sup>	+0.73
27	SUI <b>KERNEN, Bruno</b>	22.85 <sup>30</sup> 21.16 <sup>21</sup>	44.01 <sup>25</sup> 24.51 <sup>22</sup>	1:08.52 <sup>22</sup>	23.20 <sup>24</sup>	1:31.72 <sup>20</sup>	+6.15
28	NOR <b>AAMODT, Kjetil Andre</b>	21.62 <sup>13</sup> 20.44 <sup>14</sup>	42.06 <sup>11</sup> 23.61 <sup>11</sup>	1:05.67 <sup>10</sup>	22.37 <sup>12</sup>	1:28.04 <sup>8</sup>	+2.47
29	AUT <b>WALCHHOFER, Michael</b>	21.78 <sup>16</sup> 20.40 <sup>10</sup>	42.18 <sup>13</sup> 24.09 <sup>18</sup>	1:06.27 <sup>13</sup>		DNF	

6 February 2003 / St. Moritz (SUI) / 1318

www.stmoritz2003.com

Generation date: 06 February 2003 Time: 17:33

Page 1 of 2

www.fis-ski.com

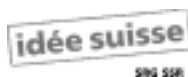


**K**

ANALYSIS by BIB

**SL**

bib	nation surname, name	int1R1 <i>int1R1-finR1</i>	finR1 <i>finR1-int1R2</i>	int1R2	int1R2-final <i>int1R2-final</i>	final	gap
31	AUT SCHOENFELDER, Rainer	21.12 <sup>5</sup> 20.16 <sup>7</sup>	41.28 <sup>6</sup> 23.56 <sup>10</sup>	1:04.84 <sup>6</sup>	21.90 <sup>2</sup>	1:26.74 <sup>5</sup>	+1.17
33	CZE ZAKOURIL, Borek	22.69 <sup>29</sup> 21.34 <sup>26</sup>	44.03 <sup>26</sup>			DNF	
34	NOR KARLSEN, Truls Ove	21.35 <sup>7</sup> 20.05 <sup>6</sup>	41.40 <sup>7</sup> 23.07 <sup>2</sup>	1:04.47 <sup>4</sup>		DNF	
35	SUI ZURBRIGGEN, Silvan	21.41 <sup>10</sup> 20.43 <sup>12</sup>	41.84 <sup>9</sup> 23.61 <sup>11</sup>	1:05.45 <sup>8</sup>	22.05 <sup>6</sup>	1:27.50 <sup>6</sup>	+1.93
36	CZE ZAHROBSKY, Petr	22.57 <sup>27</sup> 21.40 <sup>27</sup>	43.97 <sup>24</sup> 24.61 <sup>23</sup>	1:08.58 <sup>23</sup>	23.11 <sup>22</sup>	1:31.69 <sup>19</sup>	+6.12
37	RUS KOMAROV, Sergeij	22.97 <sup>34</sup> 22.12 <sup>35</sup>	45.09 <sup>32</sup> 24.86 <sup>24</sup>	1:09.95 <sup>28</sup>	24.18 <sup>28</sup>	1:34.13 <sup>25</sup>	+8.56
38	SLO GORZA, Ales	21.88 <sup>19</sup> 20.81 <sup>17</sup>	42.69 <sup>17</sup> 23.52 <sup>9</sup>	1:06.21 <sup>11</sup>	22.46 <sup>15</sup>	1:28.67 <sup>11</sup>	+3.10
39	SVK HEIMSCHILD, Ivan	23.51 <sup>40</sup> 21.69 <sup>30</sup>	45.20 <sup>34</sup> 25.68 <sup>33</sup>	1:10.88 <sup>32</sup>	23.97 <sup>26</sup>	1:34.85 <sup>27</sup>	+9.28
40	SWE LARSSON, Markus	20.96 <sup>2</sup> 19.86 <sup>2</sup>	40.82 <sup>1</sup> 22.89 <sup>1</sup>	1:03.71 <sup>1</sup>	21.86 <sup>1</sup>	1:25.57 <sup>1</sup>	
42	SLO DRAGSIC, Mitja	21.82 <sup>17</sup> 20.27 <sup>9</sup>	42.09 <sup>12</sup> 23.45 <sup>8</sup>	1:05.54 <sup>9</sup>	22.02 <sup>4</sup>	1:27.56 <sup>7</sup>	+1.99
44	CZE HAYER, Stanley	22.42 <sup>24</sup> 21.20 <sup>22</sup>	43.62 <sup>22</sup> 23.81 <sup>15</sup>	1:07.43 <sup>19</sup>	22.43 <sup>13</sup>	1:29.86 <sup>15</sup>	+4.29
45	BUL GEORGIEV, Stefan	22.44 <sup>26</sup> 21.24 <sup>24</sup>	43.68 <sup>23</sup> 24.21 <sup>20</sup>	1:07.89 <sup>20</sup>	22.93 <sup>17</sup>	1:30.82 <sup>17</sup>	+5.25
46	RUS ULIANOV, Dmitrij	22.08 <sup>21</sup> 21.22 <sup>23</sup>	43.30 <sup>20</sup> 23.71 <sup>14</sup>	1:07.01 <sup>18</sup>	22.95 <sup>18</sup>	1:29.96 <sup>16</sup>	+4.39
47	BUL GREBENTCHARSKI, Ivan	23.10 <sup>35</sup> 21.68 <sup>29</sup>	44.78 <sup>29</sup> 25.38 <sup>29</sup>	1:10.16 <sup>29</sup>	23.71 <sup>25</sup>	1:33.87 <sup>24</sup>	+8.30
48	UKR SKRIABIN, Nikolay	23.20 <sup>36</sup> 21.99 <sup>33</sup>	45.19 <sup>33</sup> 25.46 <sup>31</sup>	1:10.65 <sup>30</sup>	24.02 <sup>27</sup>	1:34.67 <sup>26</sup>	+9.10
49	SVK LUBELLAN, Peter	23.23 <sup>37</sup> 22.19 <sup>36</sup>	45.42 <sup>35</sup> 25.42 <sup>30</sup>	1:10.84 <sup>31</sup>	24.26 <sup>29</sup>	1:35.10 <sup>29</sup>	+9.53
50	ITA ROCCA, Giorgio	21.36 <sup>8</sup> 19.77 <sup>1</sup>	41.13 <sup>5</sup> 23.43 <sup>7</sup>	1:04.56 <sup>5</sup>	22.09 <sup>7</sup>	1:26.65 <sup>4</sup>	+1.08
52	BEL VAN DEN BOGAERT, Jeroe	23.43 <sup>39</sup> 22.10 <sup>34</sup>	45.53 <sup>36</sup>			DNF	
53	BEL SCHREURS, Johan	23.83 <sup>41</sup> 22.26 <sup>37</sup>	46.09 <sup>37</sup> 26.47 <sup>34</sup>	1:12.56 <sup>34</sup>	24.66 <sup>31</sup>	1:37.22 <sup>32</sup>	+11.65







**K**

# Slalom MEN Combined PENALTY CALCULATION

**SL**  
Slalom

pos	bib	code	surname, name	nation	FIS points	best 5	race points
best 10 to finish							
1	40	500656	LARSSON, Markus	SWE	5.42		
2	26	532431	MILLER, Bode	USA	3.77	3.77	4.86
3	5	190915	BOURGEAT, Pierrick	FRA	5.08	5.08	6.00
4	50	290478	ROCCA, Giorgio	ITA	3.83	3.83	7.19
5	31	50547	SCHOENFELDER, Rainer	AUT	2.54	2.54	7.79
6	35	510890	ZURBRIGGEN, Silvan	SUI	5.90		
7	42	560371	DRAGSIC, Mitja	SLO	5.94		
8	28	420382	AAMODT, Kjetil Andre	NOR	4.83	4.83	16.45
9	16	292455	FILL, Peter	ITA	22.48		
10	1	150398	BANK, Ondrej	CZE	21.22		
best 5 FIS points at start							
5	31	50547	SCHOENFELDER, Rainer	AUT	2.54		
DNF2	10	50625	RAICH, Benjamin	AUT	3.54		
2	26	532431	MILLER, Bode	USA	3.77		
4	50	290478	ROCCA, Giorgio	ITA	3.83		
DNF2	34	420148	KARLSEN, Truls Ove	NOR	4.46		
total							
					FIS points of best 5 at start (B)	18.14	
					FIS points of best to finish in top 10 (A)		20.05
					race points of corresponding competitors (C)		42.29
					calculated penalty (A+B-C)/10	-0.41	
					PENALTY APPLIED	0.00	

the Technical Delegate Peter OBERNAUER (AUT) #244

6 February 2003 / St. Moritz (SUI) / 1318

Page 1 of 1

www.stmoritz2003.com

www.fis-ski.com

Generation date: 06 February 2003 Time: 17:21

