



AUDI FIS SKI WORLD CUP
4th LADIES SUPER-G
LIST OF COMPETITORS BY FIS POINTS



Number of Competitors: 62

FIS Code	Name	Nation	FIS Points
205117	GERG Hilde	GER	0.00
295342	PUTZER Karen	ITA	0.43
55198	DORFMEISTER Michaela	AUT	1.08
295136	CECCARELLI Daniela	ITA	1.21
195374	MONTILLET Carole	FRA	1.47
385022	KOSTELIC Janica	CRO	2.46
55212	MEISSNITZER Alexandra	AUT	2.47
536138	CLARK Kirsten L	USA	2.49
55069	GOETSCHL Renate	AUT	2.57
205378	ERTL Martina	GER	2.98
536473	LALIVE Caroline	USA	3.50
515098	REY BELLET Corinne	SUI	3.89
106056	SIMARD Genevieve	CAN	4.74
295588	KOSTNER Isolde	ITA	4.99
515409	BERTHOD Sylviane	SUI	5.00
536477	MENDES Jonna	USA	5.08
55052	SCHNEIDER Tanja	AUT	5.08
105546	TURGEON Melanie	CAN	5.13
55261	OBERMOSER Brigitte	AUT	5.23
565037	SUHADOLC Mojca	SLO	5.38
205119	HALTMAYR Petra	GER	5.41
195671	JACQUEMOD Ingrid	FRA	5.67
195503	SUCHET Melanie	FRA	5.75
295533	RECCHIA Lucia	ITA	5.86
55313	ROHREGGER Eveline	AUT	5.90
515573	AUFDENBLATTEN Fraenzi	SUI	5.99
105997	BRYDON Emily	CAN	6.00
55596	WILHELM Kathrin	AUT	10.42
515403	MUELLER Tamara	SUI	14.42
537545	MANCUSO Julia	USA	14.70
55538	WIRTH Katja	AUT	14.81
55539	BERGER Silvia	AUT	15.18
205392	HAEUSL Regina	GER	16.59
536884	LUDLOW Libby	USA	17.29
515560	SCHILD Martina	SUI	17.32
206001	RIESCH Maria	GER	17.68



AUDI FIS SKI WORLD CUP
4th LADIES SUPER-G
LIST OF COMPETITORS BY FIS POINTS



Number of Competitors: 62

FIS Code	Name	Nation	FIS Points
505260	HARGIN Janette	SWE	19.14
515496	IMLIG Corinne	SUI	19.47
55339	LECHNER Martina	AUT	19.87
495318	RUIZ CASTILLO Carolina	SPA	20.31
515348	BORGHI Catherine	SUI	21.51
515429	DUMERMUTH Monika	SUI	22.11
296217	COLETTI Alexandra	ITA	22.68
205820	HUBER Isabelle	GER	22.75
195868	MEILLEUR Karine	FRA	23.84
55290	HEREGGER Selina	AUT	23.96
515166	PIEREN Tanja	SUI	24.17
515170	STYGER Nadia	SUI	24.37
195920	GIVELET Anne-Laure	FRA	24.71
505483	PAERSON Anja	SWE	25.21
295462	MAJ Chiara	ITA	26.81
296259	MOELGG Manuela	ITA	29.23
515766	SUTER Fabienne	SUI	29.99
45071	OWENS Jenny	AUS	31.23
505187	OTTOSSON Anna	SWE	31.64
565136	BRACUN Spela	SLO	33.82
195837	MATTEL Magda	FRA	34.03
106402	VANDERBEEK Kelly	CAN	34.45
536479	POWERS Alison	USA	37.60
106319	RISLER Christina	CAN	39.85
505632	LINDELL-VIKARBY Jessica	SWE	47.58
205043	BRAUNER Sibylle	GER	65.51



AUDI FIS SKI WORLD CUP
4th LADIES SUPER-G
ALPHABETICAL LIST OF COMPETITORS



Number of Competitors: 62

Nation	FIS Code	Name	FIS Points (January 2003 List)							
			DH		SL		GS		SG	
AUS	45071	OWENS Jenny	16.56	(53)	38.18	(243)	34.82	(224)	31.23	(94)
AUT	55539	BERGER Silvia	33.29	(96)	55.20	(481)	5.41	(23)	15.18	(40)
	55198	DORFMEISTER Michaela	0.00	(1)	33.35	(185)	1.52	(2)	1.08	(3)
	55069	GOETSCHL Renate	1.02	(4)	6.00	(32)	12.38	(47)	2.57	(9)
	55290	HEREGGER Selina	4.00	(10)	46.52	(343)	13.59	(55)	23.96	(63)
	55339	LECHNER Martina	35.00	(99)	50.08	(402)	12.86	(49)	19.87	(49)
	55212	MEISSNITZER Alexandra	5.93	(28)	76.41	(870)	3.26	(6)	2.47	(7)
	55261	OBERMOSER Brigitte	3.63	(9)	63.23	(625)	5.37	(22)	5.23	(20)
	55313	ROHREGGER Eveline	46.04	(137)	32.07	(177)	5.35	(21)	5.90	(28)
	55052	SCHNEIDER Tanja	5.70	(23)	–		10.94	(39)	5.08	(16)
	55596	WILHELM Kathrin	12.02	(41)	52.90	(452)	20.40	(94)	10.42	(34)
	55538	WIRTH Katja	17.10	(55)	44.22	(312)	24.48	(125)	14.81	(39)
CAN	105997	BRYDON Emily	6.00	(31)	12.12	(45)	28.36	(157)	6.00	(32)
	106319	RISLER Christina	43.60	(125)	105.92	(1468)	37.79	(255)	39.85	(132)
	106056	SIMARD Genevieve	48.78	(150)	17.94	(72)	5.63	(25)	4.74	(13)
	105546	TURGEON Melanie	4.73	(15)	60.78	(586)	73.40	(851)	5.13	(18)
	106402	VANDERBEEK Kelly	38.68	(106)	36.36	(210)	16.47	(70)	34.45	(102)
CRO	385022	KOSTELIC Janica	5.69	(22)	0.01	(2)	3.82	(11)	2.46	(6)
FRA	195920	GIVELET Anne-Laure	39.45	(111)	59.39	(556)	45.65	(359)	24.71	(67)
	195671	JACQUEMOD Ingrid	5.55	(20)	125.07	(1831)	18.57	(79)	5.67	(24)
	195837	MATTEL Magda	38.89	(108)	206.52	(2875)	48.88	(400)	34.03	(101)
	195868	MEILLEUR Karine	18.82	(59)	171.57	(2525)	62.33	(632)	23.84	(61)
	195374	MONTILLET Carole	1.68	(6)	174.15	(2561)	5.17	(16)	1.47	(5)
	195503	SUCHET Melanie	4.02	(11)	–		28.45	(160)	5.75	(25)
GER	205043	BRAUNER Sibylle	19.73	(60)	127.61	(1896)	54.99	(499)	65.51	(298)
	205378	ERTL Martina	12.50	(42)	3.92	(11)	8.25	(34)	2.98	(10)
	205117	GERG Hilde	1.32	(5)	36.89	(218)	15.21	(64)	0.00	(1)
	205392	HAEUSL Regina	4.84	(16)	164.45	(2432)	79.30	(991)	16.59	(41)
	205119	HALTMAYR Petra	9.42	(37)	47.69	(366)	18.88	(84)	5.41	(23)
	205820	HUBER Isabelle	15.12	(49)	51.77	(432)	47.78	(383)	22.75	(59)
	206001	RIESCH Maria	7.58	(34)	10.44	(43)	13.90	(60)	17.68	(46)



AUDI FIS SKI WORLD CUP
4th LADIES SUPER-G
ALPHABETICAL LIST OF COMPETITORS



Number of Competitors: 62

Nation	FIS Code	Name	FIS Points (January 2003 List)				
			DH	SL	GS	SG	
ITA	295136	CECCARELLI Daniela	4.67 (14)	71.54 (768)	18.62 (80)	1.21 (4)	
	296217	COLETTI Alexandra	25.39 (73)	65.68 (660)	26.81 (145)	22.68 (58)	
	295588	KOSTNER Isolde	0.99 (3)	–	42.37 (313)	4.99 (14)	
	295462	MAJ Chiara	20.79 (61)	42.67 (301)	38.33 (260)	26.81 (73)	
	296259	MOELGG Manuela	46.87 (141)	17.95 (73)	11.06 (41)	29.23 (86)	
	295342	PUTZER Karen	5.89 (26)	46.26 (341)	2.57 (4)	0.43 (2)	
	295533	RECCHIA Lucia	5.99 (30)	78.68 (923)	63.42 (650)	5.86 (26)	
SLO	565136	BRACUN Spela	25.02 (69)	153.76 (2285)	50.93 (422)	33.82 (100)	
	565037	SUHADOLC Mojca	5.56 (21)	281.76 (3227)	40.07 (279)	5.38 (22)	
SPA	495318	RUIZ CASTILLO Carolina	45.10 (132)	37.09 (221)	17.90 (76)	20.31 (51)	
SUI	515573	AUFDENBLATTEN Fraenzi	55.12 (168)	28.28 (135)	5.34 (20)	5.99 (30)	
	515409	BERTHOD Sylviane	2.39 (7)	164.79 (2437)	31.16 (186)	5.00 (15)	
	515348	BORGHİ Catherine	4.54 (13)	37.68 (235)	40.57 (283)	21.51 (53)	
	515429	DUMERMUTH Monika	25.20 (71)	116.04 (1676)	20.39 (92)	22.11 (56)	
	515496	IMLIG Corinne	14.72 (48)	157.72 (2346)	55.57 (511)	19.47 (48)	
	515403	MUELLER Tamara	11.98 (39)	41.85 (286)	19.26 (88)	14.42 (36)	
	515166	PIEREN Tanja	28.46 (81)	100.58 (1361)	28.15 (155)	24.17 (65)	
	515098	REY BELLET Corinne	0.90 (2)	45.36 (326)	5.62 (24)	3.89 (12)	
	515560	SCHILD Martina	14.71 (47)	108.03 (1515)	25.15 (133)	17.32 (45)	
	515170	STYGER Nadia	28.65 (84)	52.45 (442)	18.68 (81)	24.37 (66)	
515766	SUTER Fabienne	101.77 (333)	40.01 (261)	6.00 (31)	29.99 (91)		
SWE	505260	HARGIN Janette	21.74 (63)	14.98 (54)	12.49 (48)	19.14 (47)	
	505632	LINDELL-VIKARBY Jessica	30.23 (88)	29.45 (147)	7.29 (32)	47.58 (182)	
	505187	OTTOSSON Anna	309.18 (1065)	5.78 (27)	3.82 (11)	31.64 (96)	
	505483	PAERSON Anja	189.71 (717)	0.00 (1)	2.46 (3)	25.21 (69)	
USA	536138	CLARK Kirsten L	3.06 (8)	100.57 (1360)	5.96 (29)	2.49 (8)	
	536473	LALIVE Caroline	4.53 (12)	23.71 (100)	9.31 (38)	3.50 (11)	
	536884	LUDLOW Libby	32.11 (94)	127.68 (1898)	39.68 (276)	17.29 (43)	
	537545	MANCUSO Julia	9.10 (36)	16.02 (61)	15.04 (63)	14.70 (38)	
	536477	MENDES Jonna	5.47 (19)	82.12 (997)	22.04 (106)	5.08 (16)	
	536479	POWERS Alison	15.74 (50)	71.65 (773)	80.54 (1024)	37.60 (120)	

LEGEND
DH Downhill SL Slalom GS Giant Slalom SG Super-G

15-01-2003 / Cortina d'Ampezzo (ITA) / Garmisch-Partenkirchen / 5344

Page 2/2

Data Processing by SWATCH

www.fis-ski.com

SWATCH Timing

Generation Date: TUE 14 JAN 2003

Time: 16:55 Swatch Internet Time: @705

Document: 32A 1.0

**AUDI FIS SKI WORLD CUP**

4th LADIES SUPER-G

START LIST

Jury			Technical Data	
TD FIS	O. KRIZOVA	CZE	Course Name	Olimpia delle Tofane
Referee	K. HOCH	FIS	Start Altitude	2180 m
Assistant Referee	J. TISCHHAUSER	FIS	Finish Altitude	1580 m
Chief of Race	F. NUCCIOTTI	ITA	Vertical Drop	600 m
			Course Length	2240 m
			Homologation Number	5171/112/98

Race Information

Course Setter	X. FOURNIER	FRA		
Number of Gates	35			
Turning Gates	31			
Start Time	10:30			
Forerunners	A - S. HIRSCHSTEIN	ITA	D - S. VARETONI	ITA
	B - A. SCROCCO	ITA	E - M. MORET	ITA
	C - S. MENARDI	ITA	F - L. POMPANIN	ITA

Number of Competitors: 62

Bib	FIS Code	Name	Year of Birth	Nation	Time	Ski
1	205392	HAEUSL Regina	1973	GER	_____	SA
2	537545	MANCUSO Julia	1984	USA	_____	RO
3	505260	HARGIN Janette	1977	SWE	_____	RO
4	105997	BRYDON Emily	1980	CAN	_____	SA
5	515573	AUFDENBLATTEN Fraenzi	1981	SUI	_____	SA
6	55313	ROHREGGER Eveline	1977	AUT	_____	NO
7	295533	RECCHIA Lucia	1980	ITA	_____	VK
8	195503	SUCHET Melanie	1976	FRA	_____	SA
9	195671	JACQUEMOD Ingrid	1978	FRA	_____	SA
10	205119	HALTMAYR Petra	1975	GER	_____	VK
11	565037	SUHADOLC Mojca	1975	SLO	_____	RO
12	105546	TURGEON Melanie	1976	CAN	_____	SA
13	536477	MENDES Jonna	1979	USA	_____	FI
14	55052	SCHNEIDER Tanja	1974	AUT	_____	BL
15	55261	OBERMOSER Brigitte	1976	AUT	_____	BL
16	515409	BERTHOD Sylviane	1977	SUI	_____	SA
17	295588	KOSTNER Isolde	1975	ITA	_____	FI
18	106056	SIMARD Genevieve	1980	CAN	_____	RO
19	515098	REY BELLET Corinne	1972	SUI	_____	DY
20	536473	LALIVE Caroline	1979	USA	_____	SA
21	205378	ERTL Martina	1973	GER	_____	RO



AUDI FIS SKI WORLD CUP
4th LADIES SUPER-G
START LIST



Number of Competitors: 62

Bib	FIS Code	Name	Year of Birth	Nation	Time	Ski
22	55069	GOETSCHL Renate	1975	AUT		SA
23	536138	CLARK Kirsten L	1977	USA		FI
24	55212	MEISSNITZER Alexandra	1973	AUT		VK
25	385022	KOSTELIC Janica	1982	CRO		SA
26	195374	MONTILLET Carole	1973	FRA		RO
27	295136	CECCARELLI Daniela	1975	ITA		DY
28	55198	DORFMEISTER Michaela	1973	AUT		BL
29	295342	PUTZER Karen	1978	ITA		RO
30	205117	GERG Hilde	1975	GER		VK
31	505483	PAERSON Anja	1981	SWE		SA
32	55596	WILHELM Kathrin	1981	AUT		VK
33	515403	MUELLER Tamara	1977	SUI		RO
34	55538	WIRTH Katja	1980	AUT		BL
35	55539	BERGER Silvia	1980	AUT		FI
36	536884	LUDLOW Libby	1981	USA		SA
37	515560	SCHILD Martina	1981	SUI		VK
38	206001	RIESCH Maria	1984	GER		HE
39	515496	IMLIG Corinne	1979	SUI		AT
40	55339	LECHNER Martina	1978	AUT		BL
41	495318	RUIZ CASTILLO Carolina	1981	SPA		DY
42	515348	BORGHI Catherine	1976	SUI		FI
43	515429	DUMERMUTH Monika	1977	SUI		FI
44	296217	COLETTI Alexandra	1983	ITA		RO
45	205820	HUBER Isabelle	1981	GER		RO
46	195868	MEILLEUR Karine	1980	FRA		RO
47	55290	HEREGGER Selina	1977	AUT		FI
48	515166	PIEREN Tanja	1978	SUI		RO
49	515170	STYGER Nadia	1978	SUI		SA
50	195920	GIVELET Anne-Laure	1981	FRA		DY
51	295462	MAJ Chiara	1980	ITA		SA
52	296259	MOELGG Manuela	1983	ITA		FI
53	515766	SUTER Fabienne	1985	SUI		ST
54	45071	OWENS Jenny	1978	AUS		AT
55	505187	OTTOSSON Anna	1976	SWE		DY
56	565136	BRACUN Spela	1977	SLO		FI
57	195837	MATTEL Magda	1980	FRA		DY
58	106402	VANDERBEEK Kelly	1983	CAN		VK
59	536479	POWERS Alison	1979	USA		SA
60	106319	RISLER Christina	1983	CAN		DY
61	505632	LINDELL-VIKARBY Jessica	1984	SWE		RO
62	205043	BRAUNER Sibylle	1975	GER		VK



AUDI FIS SKI WORLD CUP
4th LADIES SUPER-G
OFFICIAL RESULTS



Jury			Technical Data	
TD FIS	O. KRIZOVA	CZE	Course Name	Olimpia delle Tofane
Referee	K. HOCH	FIS	Start Altitude	2180 m
Assistant Referee	J. TISCHHAUSER	FIS	Finish Altitude	1580 m
Chief of Race	F. NUCCIOTTI	ITA	Vertical Drop	600 m
			Course Length	2240 m
			Homologation Number	5171/112/98

Race Information

Course Setter	X. FOURNIER	FRA		
Number of Gates	35			
Turning Gates	31			
Start Time	10:30			
Forerunners	A - S. HIRSCHSTEIN	ITA	D - S. VARETONI	ITA
	B - A. SCROCCO	ITA	E - M. MORET	ITA
	C - S. MENARDI	ITA	F - L. POMPANIN	ITA

Weather: Sunny **Snow:** Hard **Temperature – Start:** 2 °C **Finish:** -3 °C **F-factor:** 980

Number of Competitors: 62

Rank	Bib	FIS Code	Name	Nation	Time	Diff.	Race Points	Ski
1	26	195374	MONTILLET Carole	FRA	1:12.91		0.00	RO
2	22	55069	GOETSCHL Renate	AUT	1:13.37	0.46	6.18	SA
3	30	205117	GERG Hilde	GER	1:13.44	0.53	7.12	VK
4 W	33	515403	MUELLER Tamara	SUI	1:13.51	0.60	8.06	RO
5	24	55212	MEISSNITZER Alexandra	AUT	1:13.62	0.71	9.54	VK
6	12	105546	TURGEON Melanie	CAN	1:13.68	0.77	10.35	SA
7	25	385022	KOSTELIC Janica	CRO	1:13.72	0.81	10.89	SA
8	20	536473	LALIVE Caroline	USA	1:13.87	0.96	12.90	SA
9	11	565037	SUHADOLC Mojca	SLO	1:13.90	0.99	13.31	RO
10	29	295342	PUTZER Karen	ITA	1:13.93	1.02	13.71	RO
11	27	295136	CECCARELLI Daniela	ITA	1:13.94	1.03	13.84	DY
12	28	55198	DORFMEISTER Michaela	AUT	1:13.96	1.05	14.11	BL
13	19	515098	REY BELLET Corinne	SUI	1:14.08	1.17	15.73	DY
14	23	536138	CLARK Kirsten L	USA	1:14.24	1.33	17.88	FI
15	13	536477	MENDES Jonna	USA	1:14.30	1.39	18.68	FI
16	14	55052	SCHNEIDER Tanja	AUT	1:14.31	1.40	18.82	BL

#170 _____



AUDI FIS SKI WORLD CUP
4th LADIES SUPER-G
OFFICIAL RESULTS



Number of Competitors: 62

Rank	Bib	FIS Code	Name	Nation	Time	Diff.	Race Points	Ski
17	2	537545	MANCUSO Julia	USA	1:14.37	1.46	19.62	RO
18	21	205378	ERTL Martina	GER	1:14.55	1.64	22.04	RO
19	34	55538	WIRTH Katja	AUT	1:14.57	1.66	22.31	BL
20	36	536884	LUDLOW Libby	USA	1:14.61	1.70	22.85	SA
20	7	295533	RECCHIA Lucia	ITA	1:14.61	1.70	22.85	VK
22	9	195671	JACQUEMOD Ingrid	FRA	1:14.68	1.77	23.79	SA
23	6	55313	ROHREGGER Eveline	AUT	1:14.75	1.84	24.73	NO
24	18	106056	SIMARD Genevieve	CAN	1:14.82	1.91	25.67	RO
25	17	295588	KOSTNER Isolde	ITA	1:14.86	1.95	26.21	FI
26	35	55539	BERGER Silvia	AUT	1:14.87	1.96	26.34	FI
27	42	515348	BORGHI Catherine	SUI	1:15.07	2.16	29.03	FI
28	41	495318	RUIZ CASTILLO Carolina	SPA	1:15.11	2.20	29.57	DY
29	55	505187	OTTOSSON Anna	SWE	1:15.20	2.29	30.78	DY
29	48	515166	PIEREN Tanja	SUI	1:15.20	2.29	30.78	RO
31	61	505632	LINDELL-VIKARBY Jessica	SWE	1:15.23	2.32	31.18	RO
32	43	515429	DUMERMUTH Monika	SUI	1:15.33	2.42	32.53	FI
33	52	296259	MOELGG Manuela	ITA	1:15.35	2.44	32.80	FI
34	53	515766	SUTER Fabienne	SUI	1:15.40	2.49	33.47	ST
35	40	55339	LECHNER Martina	AUT	1:15.46	2.55	34.28	BL
36	16	515409	BERTHOD Sylviane	SUI	1:15.52	2.61	35.08	SA
37	47	55290	HEREGGER Selina	AUT	1:15.58	2.67	35.89	FI
38	32	55596	WILHELM Kathrin	AUT	1:15.62	2.71	36.43	VK
39	8	195503	SUCHET Melanie	FRA	1:15.74	2.83	38.04	SA
40	49	515170	STYGER Nadia	SUI	1:15.81	2.90	38.98	SA
41	56	565136	BRACUN Spela	SLO	1:15.89	2.98	40.05	FI
42	39	515496	IMLIG Corinne	SUI	1:15.96	3.05	41.00	AT
43	45	205820	HUBER Isabelle	GER	1:16.00	3.09	41.53	RO
44	51	295462	MAJ Chiara	ITA	1:16.03	3.12	41.94	SA
45	10	205119	HALTMAYR Petra	GER	1:16.09	3.18	42.74	VK
46	54	45071	OWENS Jenny	AUS	1:16.15	3.24	43.55	AT
47	5	515573	AUFDENBLATTEN Fraenzi	SUI	1:16.25	3.34	44.89	SA
48	31	505483	PAERSON Anja	SWE	1:16.38	3.47	46.64	SA
49	46	195868	MEILLEUR Karine	FRA	1:16.75	3.84	51.61	RO
50	59	536479	POWERS Alison	USA	1:17.10	4.19	56.32	SA

DID NOT FINISH: 12 competitors

1	205392	HAEUSL Regina	GER	SA
3	505260	HARGIN Janette	SWE	RO
4	105997	BRYDON Emily	CAN	SA
15	55261	OBERMOSER Brigitte	AUT	BL
37	515560	SCHILD Martina	SUI	VK
38	206001	RIESCH Maria	GER	HE
44	296217	COLETTI Alexandra	ITA	RO
50	195920	GIVELET Anne-Laure	FRA	DY
57	195837	MATTEL Magda	FRA	DY
58	106402	VANDERBEEK Kelly	CAN	VK

#170



AUDI FIS SKI WORLD CUP
4th LADIES SUPER-G
OFFICIAL RESULTS



Number of Competitors: 62

Rank	Bib	FIS Code	Name	Nation	Time	Diff.	Race Points	Ski
	60	106319	RISLER Christina	CAN				DY
	62	205043	BRAUNER Sibylle	GER				VK

AT :	ATOMIC	BL :	BLIZZARD	DY :	DYNASTAR
EL :	ELAN	FI :	FISCHER	HE :	HEAD
K2 :	K2	NO :	NORDICA	RO :	ROSSIGNOL
SA :	SALOMON	ST :	STÖCKLI	VK :	VÖLKL

Technical Delegate:
O. KRIZOVA (CZE) #170

LEGEND
W WinStar is the athlete who realise the biggest jump within the first 15 who is started with bib 31 or higher



AUDI FIS SKI WORLD CUP
4th LADIES SUPER-G
PENALTY CALCULATION



Best 10 at Finish

Rank	Bib	FIS Code	Name	Nation	FIS Points	Best 5	Race Points
1	26	195374	MONTILLET Carole	FRA	1.47	1.47	0.00
2	22	55069	GOETSCHL Renate	AUT	2.57		
3	30	205117	GERG Hilde	GER	0.00	0.00	7.12
4	33	515403	MUELLER Tamara	SUI	14.42		
5	24	55212	MEISSNITZER Alexandra	AUT	2.47	2.47	9.54
6	12	105546	TURGEON Melanie	CAN	5.13		
7	25	385022	KOSTELIC Janica	CRO	2.46	2.46	10.89
8	20	536473	LALIVE Caroline	USA	3.50		
9	11	565037	SUHADOLC Mojca	SLO	5.38		
10	29	295342	PUTZER Karen	ITA	0.43	0.43	13.71

Best 5 FIS Points at Start

Rank	Bib	FIS Code	Name	Nation	FIS Points
3	30	205117	GERG Hilde	GER	0.00
10	29	295342	PUTZER Karen	ITA	0.43
12	28	55198	DORFMEISTER Michaela	AUT	1.08
11	27	295136	CECCARELLI Daniela	ITA	1.21
1	26	195374	MONTILLET Carole	FRA	1.47

TOTALS:			
	FIS Points of Best 5 at Start (B)	4.19	
	FIS Points of Best at Finish in Top 10 (A)		6.83
	Race Points of Corresponding Competitors (C)		41.26
	Calculated Penalty (A+B-C) : 10 =>	-3.024	
	Rounded	-3.02	
	Correction Value (Z)	-5.38	
	Penalty Applied	0.00	

Technical Delegate:
O. KRIZOVA (CZE) #170



AUDI FIS SKI WORLD CUP
4th LADIES SUPER-G
PERFORMANCE ANALYSIS 1



Number of Competitors: 50

Rank	Bib	Name	Nation	Positions			Partials			Difference		Speed	
				Pos.	Time	Rank	Pos.	Time	Rank	Time	Dist(m)	Pos.	km/h
1	26	MONTILLET Carole	FRA	Int1: 29.53 (1) Int2: 51.96 (1) Fin: 1:12.91 (1)	I1-I2: 22.43 (1) I2-Fin: 20.95 (3)	0.00 0.00 0.00	0.00			Sp1:	Avg.: 110.60		
2	22	GOETSCHL Renate	AUT	Int1: 29.61 (4) Int2: 52.34 (3) Fin: 1:13.37 (2)	I1-I2: 22.73 (8) I2-Fin: 21.03 (5)	0.08 0.38 0.46	14.04			Sp1:	Avg.: 109.91		
3	30	GERG Hilde	GER	Int1: 29.82 (10) Int2: 52.29 (2) Fin: 1:13.44 (3)	I1-I2: 22.47 (2) I2-Fin: 21.15 (7)	0.29 0.33 0.53	16.17			Sp1:	Avg.: 109.80		
4	33	MUELLER Tamara	SUI	Int1: 29.77 (7) Int2: 52.46 (5) Fin: 1:13.51 (4)	I1-I2: 22.69 (7) I2-Fin: 21.05 (6)	0.24 0.50 0.60	18.28			Sp1:	Avg.: 109.70		
5	24	MEISSNITZER Alexandra	AUT	Int1: 29.55 (2) Int2: 52.37 (4) Fin: 1:13.62 (5)	I1-I2: 22.82 (10) I2-Fin: 21.25 (11)	0.02 0.41 0.71	21.60			Sp1:	Avg.: 109.54		
6	12	TURGEON Melanie	CAN	Int1: 30.05 (25) Int2: 52.78 (13) Fin: 1:13.68 (6)	I1-I2: 22.73 (8) I2-Fin: 20.90 (2)	0.52 0.82 0.77	23.41			Sp1:	Avg.: 109.45		
7	25	KOSTELIC Janica	CRO	Int1: 30.01 (22) Int2: 52.49 (8) Fin: 1:13.72 (7)	I1-I2: 22.48 (3) I2-Fin: 21.23 (9)	0.48 0.53 0.81	24.61			Sp1:	Avg.: 109.39		
8	20	LALIVE Caroline	USA	Int1: 29.93 (16) Int2: 52.46 (5) Fin: 1:13.87 (8)	I1-I2: 22.53 (4) I2-Fin: 21.41 (23)	0.40 0.50 0.96	29.11			Sp1:	Avg.: 109.16		
9	11	SUHADOLC Mojca	SLO	Int1: 29.99 (20) Int2: 52.66 (10) Fin: 1:13.90 (9)	I1-I2: 22.67 (6) I2-Fin: 21.24 (10)	0.46 0.70 0.99	30.01			Sp1:	Avg.: 109.12		
10	29	PUTZER Karen	ITA	Int1: 29.76 (6) Int2: 52.66 (10) Fin: 1:13.93 (10)	I1-I2: 22.90 (14) I2-Fin: 21.27 (15)	0.23 0.70 1.02	30.90			Sp1:	Avg.: 109.08		
11	27	CECCARELLI Daniela	ITA	Int1: 29.82 (10) Int2: 52.48 (7) Fin: 1:13.94 (11)	I1-I2: 22.66 (5) I2-Fin: 21.46 (24)	0.29 0.52 1.03	31.20			Sp1:	Avg.: 109.06		
12	28	DORFMEISTER Michaela	AUT	Int1: 29.59 (3) Int2: 53.17 (21) Fin: 1:13.96 (12)	I1-I2: 23.58 (36) I2-Fin: 20.79 (1)	0.06 1.21 1.05	31.80			Sp1:	Avg.: 109.03		
13	19	REY BELLET Corinne	SUI	Int1: 29.96 (17) Int2: 53.10 (19) Fin: 1:14.08 (13)	I1-I2: 23.14 (20) I2-Fin: 20.98 (4)	0.43 1.14 1.17	35.38			Sp1:	Avg.: 108.86		



AUDI FIS SKI WORLD CUP
4th LADIES SUPER-G
PERFORMANCE ANALYSIS 1



Number of Competitors: 50

Rank	Bib	Name	Nation	Positions			Partials			Difference		Speed	
				Pos.	Time	Rank	Pos.	Time	Rank	Time	Dist(m)	Pos.	km/h
14	23	CLARK Kirsten L	USA	Int1: 29.82 (10) Int2: 52.67 (12) Fin: 1:14.24 (14)	I1-I2: 22.85 (11) I2-Fin: 21.57 (32)	0.29 0.71 1.33	40.13	Sp1: Avg.: 108.62					
15	13	MENDES Jonna	USA	Int1: 29.83 (13) Int2: 52.92 (15) Fin: 1:14.30 (15)	I1-I2: 23.09 (17) I2-Fin: 21.38 (18)	0.30 0.96 1.39	41.91	Sp1: Avg.: 108.53					
16	14	SCHNEIDER Tanja	AUT	Int1: 29.77 (7) Int2: 52.92 (15) Fin: 1:14.31 (16)	I1-I2: 23.15 (22) I2-Fin: 21.39 (21)	0.24 0.96 1.40	42.20	Sp1: Avg.: 108.52					
17	2	MANCUSO Julia	USA	Int1: 29.79 (9) Int2: 52.88 (14) Fin: 1:14.37 (17)	I1-I2: 23.09 (17) I2-Fin: 21.49 (27)	0.26 0.92 1.46	43.97	Sp1: Avg.: 108.43					
18	21	ERTL Martina	GER	Int1: 30.10 (30) Int2: 52.95 (17) Fin: 1:14.55 (18)	I1-I2: 22.85 (11) I2-Fin: 21.60 (34)	0.57 0.99 1.64	49.28	Sp1: Avg.: 108.17					
19	34	WIRTH Katja	AUT	Int1: 30.04 (24) Int2: 53.32 (24) Fin: 1:14.57 (19)	I1-I2: 23.28 (26) I2-Fin: 21.25 (11)	0.51 1.36 1.66	49.86	Sp1: Avg.: 108.14					
20	36	LUDLOW Libby	USA	Int1: 30.05 (25) Int2: 53.27 (23) Fin: 1:14.61 (20)	I1-I2: 23.22 (24) I2-Fin: 21.34 (16)	0.52 1.31 1.70	51.04	Sp1: Avg.: 108.08					
20	7	RECCHIA Lucia	ITA	Int1: 29.75 (5) Int2: 52.62 (9) Fin: 1:14.61 (20)	I1-I2: 22.87 (13) I2-Fin: 21.99 (46)	0.22 0.66 1.70	51.04	Sp1: Avg.: 108.08					
22	9	JACQUEMOD Ingrid	FRA	Int1: 30.02 (23) Int2: 53.16 (20) Fin: 1:14.68 (22)	I1-I2: 23.14 (20) I2-Fin: 21.52 (29)	0.49 1.20 1.77	53.09	Sp1: Avg.: 107.98					
23	6	ROHREGGER Eveline	AUT	Int1: 29.98 (18) Int2: 53.36 (25) Fin: 1:14.75 (23)	I1-I2: 23.38 (29) I2-Fin: 21.39 (21)	0.45 1.40 1.84	55.14	Sp1: Avg.: 107.88					
24	18	SIMARD Genevieve	CAN	Int1: 29.89 (14) Int2: 53.01 (18) Fin: 1:14.82 (24)	I1-I2: 23.12 (19) I2-Fin: 21.81 (41)	0.36 1.05 1.91	57.18	Sp1: Avg.: 107.78					
25	17	KOSTNER Isolde	ITA	Int1: 30.07 (27) Int2: 53.48 (26) Fin: 1:14.86 (25)	I1-I2: 23.41 (31) I2-Fin: 21.38 (18)	0.54 1.52 1.95	58.35	Sp1: Avg.: 107.72					
26	35	BERGER Silvia	AUT	Int1: 30.27 (34) Int2: 53.49 (27) Fin: 1:14.87 (26)	I1-I2: 23.22 (24) I2-Fin: 21.38 (18)	0.74 1.53 1.96	58.64	Sp1: Avg.: 107.71					
27	42	BORCHI Catherine	SUI	Int1: 30.08 (28) Int2: 53.52 (30) Fin: 1:15.07 (27)	I1-I2: 23.44 (32) I2-Fin: 21.55 (31)	0.55 1.56 2.16	64.45	Sp1: Avg.: 107.42					
28	41	RUIZ CASTILLO Carolina	SPA	Int1: 29.98 (18) Int2: 53.17 (21) Fin: 1:15.11 (28)	I1-I2: 23.19 (23) I2-Fin: 21.94 (45)	0.45 1.21 2.20	65.61	Sp1: Avg.: 107.36					
29	55	OTTOSSON Anna	SWE	Int1: 30.08 (28) Int2: 53.95 (34) Fin: 1:15.20 (29)	I1-I2: 23.87 (45) I2-Fin: 21.25 (11)	0.55 1.99 2.29	68.21	Sp1: Avg.: 107.23					
29	48	PIEREN Tanja	SUI	Int1: 30.45 (39) Int2: 53.84 (33) Fin: 1:15.20 (29)	I1-I2: 23.39 (30) I2-Fin: 21.36 (17)	0.92 1.88 2.29	68.21	Sp1: Avg.: 107.23					



AUDI FIS SKI WORLD CUP
4th LADIES SUPER-G
PERFORMANCE ANALYSIS 1



Number of Competitors: 50

Rank	Bib	Name	Nation	Positions			Partials			Difference		Speed	
				Pos.	Time	Rank	Pos.	Time	Rank	Time	Dist(m)	Pos.	km/h
31	61	LINDELL-VIKARBY Jessica	SWE	Int1: 30.94 (49) Int2: 53.98 (36) Fin: 1:15.23 (31)	I1-I2: 23.04 (15) I2-Fin: 21.25 (11)	1.41 2.02 2.32	69.08	Sp1: Avg.: 107.19					
32	43	DUMERMUTH Monika	SUI	Int1: 30.00 (21) Int2: 53.51 (28) Fin: 1:15.33 (32)	I1-I2: 23.51 (34) I2-Fin: 21.82 (42)	0.47 1.55 2.42	71.96	Sp1: Avg.: 107.05					
33	52	MOELGG Manuela	ITA	Int1: 30.45 (39) Int2: 53.51 (28) Fin: 1:15.35 (33)	I1-I2: 23.06 (16) I2-Fin: 21.84 (43)	0.92 1.55 2.44	72.54	Sp1: Avg.: 107.02					
34	53	SUTER Fabienne	SUI	Int1: 30.25 (33) Int2: 53.70 (31) Fin: 1:15.40 (34)	I1-I2: 23.45 (33) I2-Fin: 21.70 (38)	0.72 1.74 2.49	73.97	Sp1: Avg.: 106.95					
35	40	LECHNER Martina	AUT	Int1: 30.20 (32) Int2: 53.98 (36) Fin: 1:15.46 (35)	I1-I2: 23.78 (42) I2-Fin: 21.48 (25)	0.67 2.02 2.55	75.70	Sp1: Avg.: 106.86					
36	16	BERTHOD Sylviane	SUI	Int1: 30.97 (50) Int2: 54.32 (44) Fin: 1:15.52 (36)	I1-I2: 23.35 (28) I2-Fin: 21.20 (8)	1.44 2.36 2.61	77.42	Sp1: Avg.: 106.78					
37	47	HEREGGER Selina	AUT	Int1: 30.43 (36) Int2: 53.96 (35) Fin: 1:15.58 (37)	I1-I2: 23.53 (35) I2-Fin: 21.62 (36)	0.90 2.00 2.67	79.13	Sp1: Avg.: 106.69					
38	32	WILHELM Kathrin	AUT	Int1: 30.39 (35) Int2: 54.01 (38) Fin: 1:15.62 (38)	I1-I2: 23.62 (37) I2-Fin: 21.61 (35)	0.86 2.05 2.71	80.28	Sp1: Avg.: 106.64					
39	8	SUCHET Melanie	FRA	Int1: 30.45 (39) Int2: 54.21 (40) Fin: 1:15.74 (39)	I1-I2: 23.76 (41) I2-Fin: 21.53 (30)	0.92 2.25 2.83	83.70	Sp1: Avg.: 106.47					
40	49	STYGER Nadia	SUI	Int1: 29.91 (15) Int2: 53.76 (32) Fin: 1:15.81 (40)	I1-I2: 23.85 (44) I2-Fin: 22.05 (48)	0.38 1.80 2.90	85.69	Sp1: Avg.: 106.37					
41	56	BRACUN Spela	SLO	Int1: 30.64 (45) Int2: 54.30 (43) Fin: 1:15.89 (41)	I1-I2: 23.66 (38) I2-Fin: 21.59 (33)	1.11 2.34 2.98	87.96	Sp1: Avg.: 106.26					
42	39	IMLIG Corinne	SUI	Int1: 30.50 (42) Int2: 54.48 (46) Fin: 1:15.96 (42)	I1-I2: 23.98 (48) I2-Fin: 21.48 (25)	0.97 2.52 3.05	89.94	Sp1: Avg.: 106.16					
43	45	HUBER Isabelle	GER	Int1: 30.44 (38) Int2: 54.25 (42) Fin: 1:16.00 (43)	I1-I2: 23.81 (43) I2-Fin: 21.75 (40)	0.91 2.29 3.09	91.07	Sp1: Avg.: 106.11					
44	51	MAJ Chiara	ITA	Int1: 30.75 (46) Int2: 54.03 (39) Fin: 1:16.03 (44)	I1-I2: 23.28 (26) I2-Fin: 22.00 (47)	1.22 2.07 3.12	91.92	Sp1: Avg.: 106.06					
45	10	HALTMAYR Petra	GER	Int1: 30.55 (44) Int2: 54.24 (41) Fin: 1:16.09 (45)	I1-I2: 23.69 (39) I2-Fin: 21.85 (44)	1.02 2.28 3.18	93.62	Sp1: Avg.: 105.98					
46	54	OWENS Jenny	AUS	Int1: 30.43 (36) Int2: 54.53 (47) Fin: 1:16.15 (46)	I1-I2: 24.10 (49) I2-Fin: 21.62 (36)	0.90 2.57 3.24	95.31	Sp1: Avg.: 105.90					
47	5	AUFDENBLATTEN Fraenzi	SUI	Int1: 30.14 (31) Int2: 54.74 (50) Fin: 1:16.25 (47)	I1-I2: 24.60 (50) I2-Fin: 21.51 (28)	0.61 2.78 3.34	98.12	Sp1: Avg.: 105.76					



AUDI FIS SKI WORLD CUP
4th LADIES SUPER-G
PERFORMANCE ANALYSIS 1



Number of Competitors: 50

Rank	Bib	Name	Nation	Positions			Partials			Difference		Speed	
				Pos.	Time	Rank	Pos.	Time	Rank	Time	Dist(m)	Pos.	km/h
48	31	PAERSON Anja	SWE	Int1:	30.75	(46)	I1-I2:	23.93	(47)	1.22		Sp1:	
				Int2:	54.68	(49)	I2-Fin:	21.70	(38)	2.72			
				Fin:	1:16.38	(48)				3.47	101.76	Avg.:	105.58
49	46	MEILLEUR Karine	FRA	Int1:	30.53	(43)	I1-I2:	23.90	(46)	1.00		Sp1:	
				Int2:	54.43	(45)	I2-Fin:	22.32	(49)	2.47			
				Fin:	1:16.75	(49)				3.84	112.07	Avg.:	105.07
50	59	POWERS Alison	USA	Int1:	30.90	(48)	I1-I2:	23.70	(40)	1.37		Sp1:	
				Int2:	54.60	(48)	I2-Fin:	22.50	(50)	2.64			
				Fin:	1:17.10	(50)				4.19	121.73	Avg.:	104.59

LEGEND							
Pos	Intermediate or Speed Position	Dist(m)	Distance behind the first	Int2:	Intermediate 2	Fin:	Finish
Avg.	Average Speed for the race	Int1:	Intermediate 1	Sp1:	Speed Trap 1		



AUDI FIS SKI WORLD CUP
4th LADIES SUPER-G
PERFORMANCE ANALYSIS 2



Number of Competitors: 62

Bib	Name	Nation	Positions			Partials			Difference		Speed	
			Pos.	Time	Rank	Pos.	Time	Rank	Time	Dist(m)	Pos.	km/h
1	HAEUSL Regina	GER	Int1: 30.20 (36) Int2: 53.96 (40) Fin: DNF			I1-I2: 23.76 (48) I2-Fin:		0.67 2.00		Sp1: Avg.:		
2	MANCUSO Julia	USA	Int1: 29.79 (10) Int2: 52.88 (17) Fin: 1:14.37 (17)			I1-I2: 23.09 (19) I2-Fin: 21.49 (27)		0.26 0.92 1.46	43.97	Sp1: Avg.: 108.43		
3	HARGIN Janette	SWE	Int1: 30.11 (34) Int2: 52.87 (16) Fin: DNF			I1-I2: 22.76 (11) I2-Fin:		0.58 0.91		Sp1: Avg.:		
4	BRYDON Emily	CAN	Int1: 29.89 (15) Int2: 52.60 (9) Fin: DNF			I1-I2: 22.71 (8) I2-Fin:		0.36 0.64		Sp1: Avg.:		
5	AUFDENBLATTEN Fraenzi	SUI	Int1: 30.14 (35) Int2: 54.74 (60) Fin: 1:16.25 (47)			I1-I2: 24.60 (60) I2-Fin: 21.51 (28)		0.61 2.78 3.34	98.12	Sp1: Avg.: 105.76		
6	ROHREGGER Eveline	AUT	Int1: 29.98 (20) Int2: 53.36 (29) Fin: 1:14.75 (23)			I1-I2: 23.38 (34) I2-Fin: 21.39 (21)		0.45 1.40 1.84	55.14	Sp1: Avg.: 107.88		
7	RECCHIA Lucia	ITA	Int1: 29.75 (6) Int2: 52.62 (10) Fin: 1:14.61 (20)			I1-I2: 22.87 (15) I2-Fin: 21.99 (46)		0.22 0.66 1.70	51.04	Sp1: Avg.: 108.08		
8	SUCHET Melanie	FRA	Int1: 30.45 (46) Int2: 54.21 (49) Fin: 1:15.74 (39)			I1-I2: 23.76 (48) I2-Fin: 21.53 (30)		0.92 2.25 2.83	83.70	Sp1: Avg.: 106.47		
9	JACQUEMOD Ingrid	FRA	Int1: 30.02 (25) Int2: 53.16 (23) Fin: 1:14.68 (22)			I1-I2: 23.14 (23) I2-Fin: 21.52 (29)		0.49 1.20 1.77	53.09	Sp1: Avg.: 107.98		
10	HALTMAYR Petra	GER	Int1: 30.55 (53) Int2: 54.24 (50) Fin: 1:16.09 (45)			I1-I2: 23.69 (46) I2-Fin: 21.85 (44)		1.02 2.28 3.18	93.62	Sp1: Avg.: 105.98		
11	SUHADOLC Mojca	SLO	Int1: 29.99 (22) Int2: 52.66 (11) Fin: 1:13.90 (9)			I1-I2: 22.67 (6) I2-Fin: 21.24 (10)		0.46 0.70 0.99	30.01	Sp1: Avg.: 109.12		
12	TURGEON Melanie	CAN	Int1: 30.05 (27) Int2: 52.78 (14) Fin: 1:13.68 (6)			I1-I2: 22.73 (9) I2-Fin: 20.90 (2)		0.52 0.82 0.77	23.41	Sp1: Avg.: 109.45		
13	MENDES Jonna	USA	Int1: 29.83 (14) Int2: 52.92 (18) Fin: 1:14.30 (15)			I1-I2: 23.09 (19) I2-Fin: 21.38 (18)		0.30 0.96 1.39	41.91	Sp1: Avg.: 108.53		



AUDI FIS SKI WORLD CUP
4th LADIES SUPER-G
PERFORMANCE ANALYSIS 2



Number of Competitors: 62

Bib	Name	Nation	Positions			Partials			Difference		Speed	
			Pos.	Time	Rank	Pos.	Time	Rank	Time	Dist(m)	Pos.	km/h
14	SCHNEIDER Tanja	AUT	Int1: 29.77 (8) Int2: 52.92 (18) Fin: 1:14.31 (16)	I1-I2: 23.15 (25) I2-Fin: 21.39 (21)	0.24 0.96 1.40	42.20	Sp1: Avg.: 108.52					
15	OBERMOSER Brigitte	AUT	Int1: 29.56 (3) Int2: 52.82 (15) Fin: DNF	I1-I2: 23.26 (29) I2-Fin:	0.03 0.86		Sp1: Avg.:					
16	BERTHOD Sylviane	SUI	Int1: 30.97 (61) Int2: 54.32 (53) Fin: 1:15.52 (36)	I1-I2: 23.35 (33) I2-Fin: 21.20 (8)	1.44 2.36 2.61	77.42	Sp1: Avg.: 106.78					
17	KOSTNER Isolde	ITA	Int1: 30.07 (29) Int2: 53.48 (30) Fin: 1:14.86 (25)	I1-I2: 23.41 (36) I2-Fin: 21.38 (18)	0.54 1.52 1.95	58.35	Sp1: Avg.: 107.72					
18	SIMARD Genevieve	CAN	Int1: 29.89 (15) Int2: 53.01 (21) Fin: 1:14.82 (24)	I1-I2: 23.12 (22) I2-Fin: 21.81 (41)	0.36 1.05 1.91	57.18	Sp1: Avg.: 107.78					
19	REY BELLET Corinne	SUI	Int1: 29.96 (19) Int2: 53.10 (22) Fin: 1:14.08 (13)	I1-I2: 23.14 (23) I2-Fin: 20.98 (4)	0.43 1.14 1.17	35.38	Sp1: Avg.: 108.86					
20	LALIVE Caroline	USA	Int1: 29.93 (18) Int2: 52.46 (5) Fin: 1:13.87 (8)	I1-I2: 22.53 (4) I2-Fin: 21.41 (23)	0.40 0.50 0.96	29.11	Sp1: Avg.: 109.16					
21	ERTL Martina	GER	Int1: 30.10 (33) Int2: 52.95 (20) Fin: 1:14.55 (18)	I1-I2: 22.85 (13) I2-Fin: 21.60 (34)	0.57 0.99 1.64	49.28	Sp1: Avg.: 108.17					
22	GOETSCHL Renate	AUT	Int1: 29.61 (5) Int2: 52.34 (3) Fin: 1:13.37 (2)	I1-I2: 22.73 (9) I2-Fin: 21.03 (5)	0.08 0.38 0.46	14.04	Sp1: Avg.: 109.91					
23	CLARK Kirsten L	USA	Int1: 29.82 (11) Int2: 52.67 (13) Fin: 1:14.24 (14)	I1-I2: 22.85 (13) I2-Fin: 21.57 (32)	0.29 0.71 1.33	40.13	Sp1: Avg.: 108.62					
24	MEISSNITZER Alexandra	AUT	Int1: 29.55 (2) Int2: 52.37 (4) Fin: 1:13.62 (5)	I1-I2: 22.82 (12) I2-Fin: 21.25 (11)	0.02 0.41 0.71	21.60	Sp1: Avg.: 109.54					
25	KOSTELIC Janica	CRO	Int1: 30.01 (24) Int2: 52.49 (8) Fin: 1:13.72 (7)	I1-I2: 22.48 (3) I2-Fin: 21.23 (9)	0.48 0.53 0.81	24.61	Sp1: Avg.: 109.39					
26	MONTILLET Carole	FRA	Int1: 29.53 (1) Int2: 51.96 (1) Fin: 1:12.91 (1)	I1-I2: 22.43 (1) I2-Fin: 20.95 (3)	0.00 0.00 0.00	0.00	Sp1: Avg.: 110.60					
27	CECCARELLI Daniela	ITA	Int1: 29.82 (11) Int2: 52.48 (7) Fin: 1:13.94 (11)	I1-I2: 22.66 (5) I2-Fin: 21.46 (24)	0.29 0.52 1.03	31.20	Sp1: Avg.: 109.06					
28	DORFMEISTER Michaela	AUT	Int1: 29.59 (4) Int2: 53.17 (24) Fin: 1:13.96 (12)	I1-I2: 23.58 (42) I2-Fin: 20.79 (1)	0.06 1.21 1.05	31.80	Sp1: Avg.: 109.03					
29	PUTZER Karen	ITA	Int1: 29.76 (7) Int2: 52.66 (11) Fin: 1:13.93 (10)	I1-I2: 22.90 (16) I2-Fin: 21.27 (15)	0.23 0.70 1.02	30.90	Sp1: Avg.: 109.08					
30	GERG Hilde	GER	Int1: 29.82 (11) Int2: 52.29 (2) Fin: 1:13.44 (3)	I1-I2: 22.47 (2) I2-Fin: 21.15 (7)	0.29 0.33 0.53	16.17	Sp1: Avg.: 109.80					



AUDI FIS SKI WORLD CUP
4th LADIES SUPER-G
PERFORMANCE ANALYSIS 2



Number of Competitors: 62

Bib	Name	Nation	Positions			Partials			Difference		Speed	
			Pos.	Time	Rank	Pos.	Time	Rank	Time	Dist(m)	Pos.	km/h
31	PAERSON Anja	SWE	Int1: 30.75 (56) Int2: 54.68 (59) Fin: 1:16.38 (48)	I1-I2: 23.93 (57) I2-Fin: 21.70 (38)	1.22 2.72 3.47	101.76	Sp1: Avg.: 105.58					
32	WILHELM Kathrin	AUT	Int1: 30.39 (41) Int2: 54.01 (44) Fin: 1:15.62 (38)	I1-I2: 23.62 (44) I2-Fin: 21.61 (35)	0.86 2.05 2.71	80.28	Sp1: Avg.: 106.64					
33	MUELLER Tamara	SUI	Int1: 29.77 (8) Int2: 52.46 (5) Fin: 1:13.51 (4)	I1-I2: 22.69 (7) I2-Fin: 21.05 (6)	0.24 0.50 0.60	18.28	Sp1: Avg.: 109.70					
34	WIRTH Katja	AUT	Int1: 30.04 (26) Int2: 53.32 (28) Fin: 1:14.57 (19)	I1-I2: 23.28 (30) I2-Fin: 21.25 (11)	0.51 1.36 1.66	49.86	Sp1: Avg.: 108.14					
35	BERGER Silvia	AUT	Int1: 30.27 (39) Int2: 53.49 (31) Fin: 1:14.87 (26)	I1-I2: 23.22 (27) I2-Fin: 21.38 (18)	0.74 1.53 1.96	58.64	Sp1: Avg.: 107.71					
36	LUDLOW Libby	USA	Int1: 30.05 (27) Int2: 53.27 (27) Fin: 1:14.61 (20)	I1-I2: 23.22 (27) I2-Fin: 21.34 (16)	0.52 1.31 1.70	51.04	Sp1: Avg.: 108.08					
37	SCHILD Martina	SUI	Int1: 30.54 (52) Int2: 54.15 (47) Fin: DNF	I1-I2: 23.61 (43) I2-Fin:	1.01 2.19		Sp1: Avg.:					
38	RIESCH Maria	GER	Int1: 30.09 (32) Int2: 53.20 (26) Fin: DNF	I1-I2: 23.11 (21) I2-Fin:	0.56 1.24		Sp1: Avg.:					
39	IMLIG Corinne	SUI	Int1: 30.50 (49) Int2: 54.48 (56) Fin: 1:15.96 (42)	I1-I2: 23.98 (58) I2-Fin: 21.48 (25)	0.97 2.52 3.05	89.94	Sp1: Avg.: 106.16					
40	LECHNER Martina	AUT	Int1: 30.20 (36) Int2: 53.98 (42) Fin: 1:15.46 (35)	I1-I2: 23.78 (50) I2-Fin: 21.48 (25)	0.67 2.02 2.55	75.70	Sp1: Avg.: 106.86					
41	RUIZ CASTILLO Carolina	SPA	Int1: 29.98 (20) Int2: 53.17 (24) Fin: 1:15.11 (28)	I1-I2: 23.19 (26) I2-Fin: 21.94 (45)	0.45 1.21 2.20	65.61	Sp1: Avg.: 107.36					
42	BORGHI Catherine	SUI	Int1: 30.08 (30) Int2: 53.52 (34) Fin: 1:15.07 (27)	I1-I2: 23.44 (37) I2-Fin: 21.55 (31)	0.55 1.56 2.16	64.45	Sp1: Avg.: 107.42					
43	DUMERMUTH Monika	SUI	Int1: 30.00 (23) Int2: 53.51 (32) Fin: 1:15.33 (32)	I1-I2: 23.51 (39) I2-Fin: 21.82 (42)	0.47 1.55 2.42	71.96	Sp1: Avg.: 107.05					
44	COLETTI Alexandra	ITA	Int1: 30.36 (40) Int2: 53.67 (35) Fin: DNF	I1-I2: 23.31 (32) I2-Fin:	0.83 1.71		Sp1: Avg.:					
45	HUBER Isabelle	GER	Int1: 30.44 (45) Int2: 54.25 (51) Fin: 1:16.00 (43)	I1-I2: 23.81 (51) I2-Fin: 21.75 (40)	0.91 2.29 3.09	91.07	Sp1: Avg.: 106.11					
46	MEILLEUR Karine	FRA	Int1: 30.53 (51) Int2: 54.43 (55) Fin: 1:16.75 (49)	I1-I2: 23.90 (56) I2-Fin: 22.32 (49)	1.00 2.47 3.84	112.07	Sp1: Avg.: 105.07					
47	HEREGGER Selina	AUT	Int1: 30.43 (43) Int2: 53.96 (40) Fin: 1:15.58 (37)	I1-I2: 23.53 (40) I2-Fin: 21.62 (36)	0.90 2.00 2.67	79.13	Sp1: Avg.: 106.69					



AUDI FIS SKI WORLD CUP
4th LADIES SUPER-G
PERFORMANCE ANALYSIS 2



Number of Competitors: 62

Bib	Name	Nation	Positions			Partials			Difference		Speed	
			Pos.	Time	Rank	Pos.	Time	Rank	Time	Dist(m)	Pos.	km/h
48	PIEREN Tanja	SUI	Int1: 30.45 (46) Int2: 53.84 (38) Fin: 1:15.20 (29)	I1-I2: 23.39 (35) I2-Fin: 21.36 (17)	0.92 1.88 2.29	68.21	Sp1: Avg.: 107.23					
49	STYGER Nadia	SUI	Int1: 29.91 (17) Int2: 53.76 (37) Fin: 1:15.81 (40)	I1-I2: 23.85 (53) I2-Fin: 22.05 (48)	0.38 1.80 2.90	85.69	Sp1: Avg.: 106.37					
50	GIVELET Anne-Laure	FRA	Int1: 30.39 (41) Int2: 54.20 (48) Fin: DNF	I1-I2: 23.81 (51) I2-Fin:	0.86 2.24		Sp1: Avg.:					
51	MAJ Chiara	ITA	Int1: 30.75 (56) Int2: 54.03 (45) Fin: 1:16.03 (44)	I1-I2: 23.28 (30) I2-Fin: 22.00 (47)	1.22 2.07 3.12	91.92	Sp1: Avg.: 106.06					
52	MOELGG Manuela	ITA	Int1: 30.45 (46) Int2: 53.51 (32) Fin: 1:15.35 (33)	I1-I2: 23.06 (18) I2-Fin: 21.84 (43)	0.92 1.55 2.44	72.54	Sp1: Avg.: 107.02					
53	SUTER Fabienne	SUI	Int1: 30.25 (38) Int2: 53.70 (36) Fin: 1:15.40 (34)	I1-I2: 23.45 (38) I2-Fin: 21.70 (38)	0.72 1.74 2.49	73.97	Sp1: Avg.: 106.95					
54	OWENS Jenny	AUS	Int1: 30.43 (43) Int2: 54.53 (57) Fin: 1:16.15 (46)	I1-I2: 24.10 (59) I2-Fin: 21.62 (36)	0.90 2.57 3.24	95.31	Sp1: Avg.: 105.90					
55	OTTOSSON Anna	SWE	Int1: 30.08 (30) Int2: 53.95 (39) Fin: 1:15.20 (29)	I1-I2: 23.87 (55) I2-Fin: 21.25 (11)	0.55 1.99 2.29	68.21	Sp1: Avg.: 107.23					
56	BRACUN Spela	SLO	Int1: 30.64 (55) Int2: 54.30 (52) Fin: 1:15.89 (41)	I1-I2: 23.66 (45) I2-Fin: 21.59 (33)	1.11 2.34 2.98	87.96	Sp1: Avg.: 106.26					
57	MATTEL Magda	FRA	Int1: 30.57 (54) Int2: 54.12 (46) Fin: DNF	I1-I2: 23.55 (41) I2-Fin:	1.04 2.16		Sp1: Avg.:					
58	VANDERBEEK Kelly	CAN	Int1: 30.81 (58) Int2: Fin: DNF	I1-I2: I2-Fin:	1.28		Sp1: Avg.:					
59	POWERS Alison	USA	Int1: 30.90 (59) Int2: 54.60 (58) Fin: 1:17.10 (50)	I1-I2: 23.70 (47) I2-Fin: 22.50 (50)	1.37 2.64 4.19	121.73	Sp1: Avg.: 104.59					
60	RISLER Christina	CAN	Int1: 31.40 (62) Int2: Fin: DNF	I1-I2: I2-Fin:	1.87		Sp1: Avg.:					
61	LINDELL-VIKARBY Jessica	SWE	Int1: 30.94 (60) Int2: 53.98 (42) Fin: 1:15.23 (31)	I1-I2: 23.04 (17) I2-Fin: 21.25 (11)	1.41 2.02 2.32	69.08	Sp1: Avg.: 107.19					
62	BRAUNER Sibylle	GER	Int1: 30.52 (50) Int2: 54.37 (54) Fin: DNF	I1-I2: 23.85 (53) I2-Fin:	0.99 2.41		Sp1: Avg.:					

LEGEND	Pos Intermediate or Speed Position	Dist(m) Distance behind the first	Int2: Intermediate 2	Sp1: Speed Trap 1
Avg. Average Speed for the race	Int1: Intermediate 1	DNF Did Not Finish	Fin: Finish	



AUDI FIS SKI WORLD CUP




AUDI FIS SKI WORLD CUP AFTER 4th LADIES SUPER-G SUPER-G FIS WCSL LIST

Rank	FIS Code	Name	Nation	29 NOV 2002 Aspen (USA)				8 DEC 2002 Lake Louise (CAN)			13 DEC 2002 Val d'Isère (FRA)			15 JAN 2003 Cortina d'Ampezzo (ITA)		
				1	2	3	4	Base	- X	+ Y	= WCSL-SG					
1	205117	GERG Hilde	GER	100	-	-	60	400	178	160	382					
2	195374	MONTILLET Carole	FRA	18	60	100	100	165	73	278	370					
3	295342	PUTZER Karen	ITA	40	100	36	26	252	112	202	342					
4	55198	DORFMEISTER Michaela	AUT	36	45	60	22	252	112	163	303					
5	295136	CECCARELLI Daniela	ITA	24	26	80	24	258	115	154	297					
6	55069	GOETSCHL Renate	AUT	-	18	50	80	242	108	148	282					
7	385022	KOSTELIC Janica	CRO	80	36	18	36	152	68	170	254					
8	55212	MEISSNITZER Alexandra	AUT	-	3	32	45	298	132	80	246					
9	536138	CLARK Kirsten L	USA	50	50	40	18	139	62	158	235					
10	205378	ERTL Martina	GER	32	80	14	13	121	54	139	206					
11	536473	LALIVE Caroline	USA	29	13	26	32	167	74	100	193					
12	515098	REY BELLET Corinne	SUI	45	20	16	20	116	52	101	165					
13	105546	TURGEON Melanie	CAN	13	16	8	40	81	36	77	122					
14	106056	SIMARD Genevieve	CAN	-	40	15	7	86	38	62	110					
15	536477	MENDES Jonna	USA	26	29	10	16	44	20	81	105					
16	565037	SUHADOLC Mojca	SLO	22	5	29	29	33	15	85	103					
17	295588	KOSTNER Isolde	ITA	60	-	-	6	58	26	66	98					
18	55052	SCHNEIDER Tanja	AUT	11	-	2	15	122	54	28	96					
19	515409	BERTHOD Sylviane	SUI	20	24	6	-	72	32	50	90					
20	55075	SCHUSTER Stefanie	AUT	-	-	-	-	137	61	-	76					
21	55261	OBERMOSER Brigitte	AUT	7	13	-	-	99	44	20	75					
22	195671	JACQUEMOD Ingrid	FRA	16	14	22	9	15	7	61	69					
22	505083	WIBERG Pernilla	SWE	-	-	-	-	125	56	-	69					
24	515403	MUELLER Tamara	SUI	5	8	-	50	1	-	63	64					
25	205119	HALTMAYR Petra	GER	-	-	-	-	114	51	-	63					
26	295533	RECCHIA Lucia	ITA	-	22	11	11	28	12	44	60					
27	55313	ROHREGGER Eveline	AUT	15	10	-	8	38	17	33	54					
28	535529	MONAHAN Kathleen	USA	-	1	24	-	41	18	25	48					
28	195503	SUCHET Melanie	FRA	-	-	-	-	87	39	-	48					
30	515573	AUFDENBLATTEN Fraenzi	SUI	-	-	45	-	-	-	45	45					
31	295463	BASSIS Patrizia	ITA	6	15	-	-	42	19	21	44					
31	537545	MANCUSO Julia	USA	14	11	-	14	9	4	39	44					
33	105997	BRYDON Emily	CAN	-	32	-	-	12	5	32	39					





AUDI FIS SKI WORLD CUP



AUDI FIS SKI WORLD CUP AFTER 4th LADIES SUPER-G SUPER-G FIS WCSL LIST

Rank	FIS Code	Name	Nation	29 NOV 2002 Aspen (USA)				8 DEC 2002 Lake Louise (CAN)		13 DEC 2002 Val d'Isère (FRA)		Base - X + Y = WCSL-SG
				1	2	3	4					
34	485062	ZELENSKAJA Warwara	RUS	-	-	-	-	67	30	-	37	
35	505260	HARGIN Janette	SWE	-	-	-	-	60	27	-	33	
36	205392	HAEUSL Regina	GER	10	-	20	-	1	-	30	31	
37	55539	BERGER Silvia	AUT	13	-	12	5	-	-	30	30	
38	536884	LUDLOW Libby	USA	2	-	13	11	-	-	26	26	
39	295800	TAGLIABUE Elena	ITA	-	3	-	-	32	14	3	21	
40	55290	HEREGGER Selina	AUT	3	-	-	-	25	11	3	17	
40	495318	RUIZ CASTILLO Carolina	SPA	-	-	-	3	26	12	3	17	
40	55538	WIRTH Katja	AUT	-	-	5	12	-	-	17	17	
43	515429	DUMERMUTH Monika	SUI	9	-	7	-	-	-	16	16	
44	55588	RUMPFHUBER Ingrid	AUT	-	-	-	-	27	12	-	15	
45	515348	BORGHI Catherine	SUI	-	6	1	4	5	2	11	14	
46	505187	OTTOSSON Anna	SWE	-	-	9	2	-	-	11	11	
47	205820	HUBER Isabelle	GER	-	10	-	-	-	-	10	10	
47	195868	MEILLEUR Karine	FRA	-	7	-	-	5	2	7	10	
49	505483	PAERSON Anja	SWE	8	-	-	-	-	-	8	8	
50	535505	GERETY Megan	USA	-	-	-	-	12	5	-	7	
50	537544	KILDOW Lindsey C.	USA	-	-	-	-	12	5	-	7	
52	515166	PIEREN Tanja	SUI	-	-	4	2	-	-	6	6	
53	205043	BRAUNER Sibylle	GER	-	-	-	-	9	4	-	5	
53	515170	STYGER Nadia	SUI	-	5	-	-	-	-	5	5	
53	55596	WILHELM Kathrin	AUT	5	-	-	-	-	-	5	5	
56	425022	FJELDAVLIE Merete	NOR	-	-	-	-	7	3	-	4	
56	55622	VIERTHALER Astrid	AUT	-	-	-	-	8	4	-	4	
58	195920	GIVELET Anne-Laure	FRA	-	-	3	-	-	-	3	3	
59	105859	BOUCHER Sara-Maude	CAN	-	-	-	-	4	2	-	2	
59	55339	LECHNER Martina	AUT	-	-	-	-	3	1	-	2	
59	425077	MARKEN Ingeborg Helen	NOR	-	-	-	-	3	1	-	2	
62	296259	MOELGG Manuela	ITA	1	-	-	-	-	-	1	1	



AUDI FIS SKI WORLD CUP



AUDI FIS SKI WORLD CUP AFTER 4th LADIES SUPER-G SUPER-G FIS WCSL LIST

Number of Competitors per Nation until 60th position

AUT : 14	CAN : 4	CRO : 1	FRA : 5	GER : 6	ITA : 6
NOR : 2	RUS : 1	SLO : 1	SPA : 1	SUI : 8	SWE : 4
USA : 8					

LEGEND

Base Last season WCSL points
X (Base / number of planned races in the current season) * number of completed races in the current season
Y WC points won in the current season
WCSL-SG World Cup Start List points for Super-G

15-01-2003 / Cortina d'Ampezzo (ITA) / Garmisch-Partenkirchen / 5344

Page 3/3

www.fis-ski.com

Generation Date: WED 15 JAN 2003

Time: 11:56 Swatch Internet Time: @497

Document: 60A 1.0





AUDI FIS SKI WORLD CUP



AUDI FIS SKI WORLD CUP AFTER 4th LADIES SUPER-G OVERALL FIS WCSL LIST

Number of Competitors: 149

Rank	FIS Code	Name	Nation	WCSL	DH	SL	GS	SG	K
1	385022	KOSTELIC Janica	CRO	1509	92 (22)	671 (1)	302 (7)	254 (7)	190 (1)
2	55198	DORFMEISTER Michaela	AUT	1356	504 (1)	–	443 (3)	303 (4)	106 (4)
3	295342	PUTZER Karen	ITA	923	77 (26)	–	454 (2)	342 (3)	50 (11)
4	515268	NEF Sonja	SUI	919	–	297 (7)	622 (1)	–	–
5	55069	GOETSCHL Renate	AUT	900	430 (4)	30 (42)	18 (44)	282 (6)	140 (2)
6	505483	PAERSON Anja	SWE	891	–	494 (2)	389 (4)	8 (49)	–
7	195374	MONTILLET Carole	FRA	865	382 (6)	–	113 (22)	370 (2)	–
8	205117	GERG Hilde	GER	844	408 (5)	–	29 (41)	382 (1)	25 (19)
9	205378	ERTL Martina	GER	689	63 (31)	218 (11)	92 (27)	206 (10)	110 (3)
10	515098	REY BELLET Corinne	SUI	672	439 (2)	–	68 (30)	165 (12)	–
11	55212	MEISSNITZER Alexandra	AUT	664	74 (28)	–	334 (5)	246 (8)	10 (35)
12	536138	CLARK Kirsten L	USA	602	282 (8)	–	67 (31)	235 (9)	18 (26)
13	185140	POUTIAINEN Tanja	FIN	589	–	360 (5)	229 (13)	–	–
14	295588	KOSTNER Isolde	ITA	547	432 (3)	–	17 (46)	98 (17)	–
15	295136	CECCARELLI Daniela	ITA	522	166 (14)	–	9 (52)	297 (5)	50 (11)
15	55261	OBERMOSER Brigitte	AUT	522	241 (9)	–	143 (17)	75 (21)	63 (7)
17	536473	LALIVE Caroline	USA	462	176 (12)	–	41 (36)	193 (11)	52 (10)
18	195249	PEQUEGNOT Laure	FRA	448	–	447 (3)	1 (70)	–	–
19	515409	BERTHOD Sylviane	SUI	421	331 (7)	–	–	90 (19)	–
20	195377	PASCAL Christel	FRA	415	–	383 (4)	32 (39)	–	–
21	536481	SCHLEPER Sarah	USA	401	–	261 (9)	140 (18)	–	–
22	55690	HOSP Nicole	AUT	359	–	166 (17)	193 (15)	–	–
23	535825	KOZNICK Kristina	USA	355	–	283 (8)	72 (29)	–	–
24	505187	OTTOSSON Anna	SWE	347	–	75 (27)	261 (8)	11 (46)	–
25	425001	FLEMMEN Andrine	NOR	320	–	–	320 (6)	–	–
26	55290	HEREGGER Selina	AUT	316	214 (10)	–	43 (35)	17 (40)	42 (13)
27	205636	BERGMANN Monika	GER	298	–	298 (6)	–	–	–
28	495065	RIENDA CONTRERAS M.	SPA	296	–	35 (39)	261 (8)	–	–
29	105546	TURGEON Melanie	CAN	283	161 (15)	–	–	122 (13)	–
30	505084	NOWEN Ylva	SWE	280	–	151 (19)	129 (20)	–	–
31	195503	SUCHET Melanie	FRA	268	213 (11)	–	7 (56)	48 (28)	–
32	515370	OESTER Marlies	SUI	262	–	173 (13)	24 (42)	–	65 (6)
33	105741	FORSYTH Allison	CAN	258	–	12 (52)	246 (10)	–	–
34	55590	SCHILD Marlies	AUT	257	–	257 (10)	–	–	–
35	106056	SIMARD Genevieve	CAN	249	–	5 (57)	96 (26)	110 (14)	38 (15)
36	295435	GIUS Nicole	ITA	248	–	196 (12)	52 (34)	–	–



AUDI FIS SKI WORLD CUP



AUDI FIS SKI WORLD CUP AFTER 4th LADIES SUPER-G OVERALL FIS WCSL LIST

Number of Competitors: 149

Rank	FIS Code	Name	Nation	WCSL	DH	SL	GS	SG	K
37	515348	BORGHI Catherine	SUI	244	175 (13)	–	–	14 (45)	55 (9)
37	505083	WIBERG Pernilla	SWE	244	151 (17)	–	2 (68)	69 (22)	22 (22)
39	565243	MAZE Tina	SLO	236	–	5 (57)	231 (12)	–	–
40	355002	HEEB–BATLINER Birgit	LIE	234	–	–	234 (11)	–	–
41	425389	NILSEN Stina Hofgard	NOR	221	–	–	221 (14)	–	–
42	55052	SCHNEIDER Tanja	AUT	217	91 (23)	–	30 (40)	96 (18)	–
43	536477	MENDES Jonna	USA	213	108 (19)	–	–	105 (15)	–
44	55313	ROHREGGER Eveline	AUT	205	–	–	151 (16)	54 (27)	–
45	565037	SUHADOLC Mojca	SLO	204	101 (21)	–	–	103 (16)	–
46	55075	SCHUSTER Stefanie	AUT	188	75 (27)	–	4 (62)	76 (20)	33 (16)
47	205392	HAEUSL Regina	GER	184	153 (16)	–	–	31 (36)	–
48	537545	MANCUSO Julia	USA	180	52 (35)	17 (50)	–	44 (31)	67 (5)
49	205115	GERG Annemarie	GER	174	–	169 (15)	5 (59)	–	–
50	425051	ROGNMO–BAKKE Trine	NOR	172	–	172 (14)	–	–	–
51	195671	JACQUEMOD Ingrid	FRA	171	102 (20)	–	–	69 (22)	–
52	55302	EGGER Sabine	AUT	169	–	169 (15)	–	–	–
53	195215	VIDAL Vanessa	FRA	166	–	166 (17)	–	–	–
54	55539	BERGER Silvia	AUT	164	–	–	134 (19)	30 (37)	–
55	106022	JANYK Britt	CAN	162	–	40 (36)	100 (23)	–	22 (22)
56	205119	HALTMAYR Petra	GER	149	59 (33)	–	9 (52)	63 (25)	18 (26)
57	55576	GOERGL Elisabeth	AUT	148	–	112 (20)	36 (37)	–	–
57	425077	MARKEN Ingeborg Helen	NOR	148	146 (18)	–	–	2 (59)	–
59	515573	AUFDENBLATTEN Fraenzi	SUI	144	–	–	99 (24)	45 (30)	–
60	295533	RECCHIA Lucia	ITA	130	70 (30)	–	–	60 (26)	–
61	206001	RIESCH Maria	GER	128	40 (40)	12 (52)	16 (48)	–	60 (8)
62	295445	KARBON Denise	ITA	121	–	5 (57)	116 (21)	–	–
63	505260	HARGIN Janette	SWE	120	19 (50)	11 (54)	17 (46)	33 (35)	40 (14)
64	295463	BASSIS Patrizia	ITA	118	74 (28)	–	–	44 (31)	–
65	505632	LINDELL–VIKARBY Jessica	SWE	115	50 (36)	–	36 (37)	–	29 (17)
66	565097	PRETNAR Spela	SLO	109	–	97 (23)	12 (50)	–	–
67	515403	MUELLER Tamara	SUI	107	43 (38)	–	–	64 (24)	–
68	55388	RAICH Carina	AUT	104	–	104 (21)	–	–	–
69	105997	BRYDON Emily	CAN	101	48 (37)	–	–	39 (33)	14 (28)
70	415069	RIEGLER Claudia	NZE	100	–	100 (22)	–	–	–
71	565109	DOVZAN Alenka	SLO	99	–	24 (44)	75 (28)	–	–
72	515095	KUMMER Lilian	SUI	97	–	–	97 (25)	–	–



AUDI FIS SKI WORLD CUP




AUDI FIS SKI WORLD CUP AFTER 4th LADIES SUPER-G OVERALL FIS WCSL LIST

Number of Competitors: 149

Rank	FIS Code	Name	Nation	WCSL	DH	SL	GS	SG	K
72	155415	ZAHROBSKA Sarka	CZE	97	–	71 (29)	–	–	26 (18)
74	205820	HUBER Isabelle	GER	96	63 (31)	–	–	10 (47)	23 (21)
75	535505	GERETY Megan	USA	92	85 (25)	–	–	7 (50)	–
76	185058	RAITA Henna	FIN	91	–	91 (24)	–	–	–
76	535503	STREET Picabo	USA	91	91 (23)	–	–	–	–
78	295738	BACHMANN Silke	ITA	87	–	21 (46)	66 (32)	–	–
79	296259	MOELGG Manuela	ITA	82	–	35 (39)	22 (43)	1 (62)	24 (20)
79	55691	SPONRING Christine	AUT	82	1 (64)	75 (27)	6 (57)	–	–
81	505271	EKMAN Susanne	SWE	77	–	77 (25)	–	–	–
81	535529	MONAHAN Kathleen	USA	77	29 (46)	–	–	48 (28)	–
83	425359	BERNTSEN Hedda	NOR	76	–	76 (26)	–	–	–
84	485062	ZELENSKAJA Warwara	RUS	74	37 (41)	–	–	37 (34)	–
85	55588	RUMPFHUBER Ingrid	AUT	73	58 (34)	–	–	15 (44)	–
86	515092	GRUENENFELDER Corina	SUI	71	–	71 (29)	–	–	–
87	295800	TAGLIABUE Elena	ITA	67	34 (43)	–	–	21 (39)	12 (33)
88	295927	PLANATSCHER Maddalena	ITA	62	–	3 (62)	59 (33)	–	–
89	565207	DABIC Lea	SLO	59	–	59 (31)	–	–	–
90	55622	VIERTHALER Astrid	AUT	51	33 (44)	–	–	4 (56)	14 (28)
91	385027	FLEISS Nika	CRO	48	–	48 (32)	–	–	–
92	55596	WILHELM Kathrin	AUT	46	41 (39)	–	–	5 (53)	–
93	565004	BOKAL Natasa	SLO	45	–	45 (33)	–	–	–
94	425458	VIKEN Line	NOR	43	–	43 (34)	–	–	–
95	55359	TRUPPE Karin	AUT	41	–	41 (35)	–	–	–
96	205043	BRAUNER Sibylle	GER	37	32 (45)	–	–	5 (53)	–
96	425380	BREMSETH Lisa	NOR	37	–	37 (37)	–	–	–
96	537544	KILDOW Lindsey C.	USA	37	10 (55)	–	–	7 (50)	20 (24)
99	705287	ZUZULOVA Veronika	SVK	36	–	36 (38)	–	–	–
100	105662	LEFRANCOIS Anne Marie	CAN	35	35 (42)	–	–	–	–
100	536884	LUDLOW Libby	USA	35	9 (56)	–	–	26 (38)	–
100	195868	MEILLEUR Karine	FRA	35	25 (48)	–	–	10 (47)	–
103	55538	WIRTH Katja	AUT	34	3 (60)	–	–	17 (40)	14 (28)
104	295559	BIAVASCHI Elisabetta	ITA	33	–	33 (41)	–	–	–
105	295265	CERESA Annalisa	ITA	29	–	29 (43)	–	–	–
106	515429	DUMERMUTH Monika	SUI	28	12 (52)	–	–	16 (43)	–
106	515496	IMLIG Corinne	SUI	28	28 (47)	–	–	–	–
108	537772	STIEGLER Resi	USA	24	–	24 (44)	–	–	–



AUDI FIS SKI WORLD CUP



AUDI FIS SKI WORLD CUP AFTER 4th LADIES SUPER-G OVERALL FIS WCSL LIST

Number of Competitors: 149

Rank	FIS Code	Name	Nation	WCSL	DH	SL	GS	SG	K
109	495318	RUIZ CASTILLO Carolina	SPA	21	–	–	4 (62)	17 (40)	–
109	515560	SCHILD Martina	SUI	21	21 (49)	–	–	–	–
111	305287	HIROI Noriyo	JPN	20	–	20 (47)	–	–	–
112	45053	JONES Alice	AUS	19	–	–	–	–	19 (25)
112	45002	STEGGALL Zali	AUS	19	–	19 (48)	–	–	–
114	296008	MERIGHETTI Daniela	ITA	18	–	18 (49)	–	–	–
114	515170	STYGER Nadia	SUI	18	8 (57)	–	5 (59)	5 (53)	–
114	295807	VIERIN Sonia	ITA	18	–	–	18 (44)	–	–
117	105859	BOUCHER Sara-Maude	CAN	17	2 (62)	–	–	2 (59)	13 (32)
117	565136	BRACUN Spela	SLO	17	17 (51)	–	–	–	–
117	45071	OWENS Jenny	AUS	17	3 (60)	–	–	–	14 (28)
120	195291	PELLAT-FINET Caroline	FRA	16	–	–	16 (48)	–	–
121	105903	PRCHAL Anna	CAN	14	–	–	3 (65)	–	11 (34)
122	55759	KIRCHGASSER Michaela	AUT	13	–	13 (51)	–	–	–
123	55383	BLASER Karin	AUT	11	11 (53)	–	–	–	–
123	536479	POWERS Alison	USA	11	11 (53)	–	–	–	–
125	225018	CARRICK-ANDERSON Emma	GBR	10	–	10 (55)	–	–	–
125	495107	GALINDO SANTOLARIA Ana	SPA	10	–	–	10 (51)	–	–
125	55136	KOELLERER Karin	AUT	10	–	10 (55)	–	–	–
128	225206	ALCOTT Chimene	GBR	9	–	–	–	–	9 (36)
129	515534	DICHT Erika	SUI	8	–	–	8 (54)	–	–
129	385032	JELUSIC Ana	CRO	8	–	–	8 (54)	–	–
129	295449	KLEON Barbara	ITA	8	5 (59)	–	3 (65)	–	–
132	185118	KAEYHKOE Pia	FIN	7	–	–	–	–	7 (37)
132	355020	SCHAEDLER Tamara	LIE	7	–	–	–	–	7 (37)
134	537446	MCCARTY Bryna	USA	6	6 (58)	–	–	–	–
134	515166	PIEREN Tanja	SUI	6	–	–	–	6 (52)	–
134	515766	SUTER Fabienne	SUI	6	–	–	6 (57)	–	–
137	505396	HARGIN Christine	SWE	5	–	5 (57)	–	–	–
137	195273	SEKINO Fujiko	FRA	5	–	–	5 (59)	–	–
139	425022	FJELDAVLIE Merete	NOR	4	–	–	–	4 (56)	–
139	155333	HRSTKOVA Lucie	CZE	4	–	–	4 (62)	–	–
139	205716	HUBER-BRANDT Marina	GER	4	–	4 (61)	–	–	–
142	195193	DUVILLARD Kristina	FRA	3	–	–	3 (65)	–	–
142	195920	GIVELET Anne-Laure	FRA	3	–	–	–	3 (58)	–
142	205736	WOLF Stefanie	GER	3	–	3 (62)	–	–	–



AUDI FIS SKI WORLD CUP



AUDI FIS SKI WORLD CUP AFTER 4th LADIES SUPER-G OVERALL FIS WCSL LIST

Number of Competitors: 149

Rank	FIS Code	Name	Nation	WCSL	DH	SL	GS	SG	K
145	485217	ALIEVA Olesja	RUS	2	-	-	2 (68)	-	-
145	515478	ALPIGER Ella	SUI	2	2 (62)	-	-	-	-
145	55544	KNOR Petra	AUT	2	-	2 (64)	-	-	-
145	55339	LECHNER Martina	AUT	2	-	-	-	2 (59)	-
149	155047	ZAKOURILOVA Petra	CZE	1	-	1 (65)	-	-	-

LEGEND

GS Giant Slalom points **SG** Super-G points **DH** Downhill points **WCSL** Overall points **SL** Slalom points
K Combined points

15-01-2003 / Cortina d'Ampezzo (ITA) / Garmisch-Partenkirchen / 5344

Page 5/5

www.fis-ski.com

Generation Date: WED 15 JAN 2003


Time: 11:56 Swatch Internet Time: @497

Document: 60B 1.0

swatch® 



AUDI FIS SKI WORLD CUP




AUDI FIS SKI WORLD CUP AFTER 4th LADIES SUPER-G SUPER-G FIS WORLD CUP STANDINGS

Rank	FIS Code	Name	Nation	29 NOV 2002 Aspen (USA)				WC-SG Diff.
				1	2	3	4	
				8 DEC 2002 Lake Louise (CAN)				
				13 DEC 2002 Val d'Isère (FRA)				
				15 JAN 2003 Cortina d'Ampezzo (ITA)				
Number of Competitors: 47								
1	195374	MONTILLET Carole	FRA	18	60	100	100	278
2	295342	PUTZER Karen	ITA	40	100	36	26	202 - 76
3	385022	KOSTELIC Janica	CRO	80	36	18	36	170 - 108
4	55198	DORFMEISTER Michaela	AUT	36	45	60	22	163 - 115
5	205117	GERG Hilde	GER	100	-	-	60	160 - 118
6	536138	CLARK Kirsten L	USA	50	50	40	18	158 - 120
7	295136	CECCARELLI Daniela	ITA	24	26	80	24	154 - 124
8	55069	GOETSCHL Renate	AUT	-	18	50	80	148 - 130
9	205378	ERTL Martina	GER	32	80	14	13	139 - 139
10	515098	REY BELLET Corinne	SUI	45	20	16	20	101 - 177
11	536473	LALIVE Caroline	USA	29	13	26	32	100 - 178
12	565037	SUHADOLC Mojca	SLO	22	5	29	29	85 - 193
13	536477	MENDES Jonna	USA	26	29	10	16	81 - 197
14	55212	MEISSNITZER Alexandra	AUT	-	3	32	45	80 - 198
15	105546	TURGEON Melanie	CAN	13	16	8	40	77 - 201
16	295588	KOSTNER Isolde	ITA	60	-	-	6	66 - 212
17	515403	MUELLER Tamara	SUI	5	8	-	50	63 - 215
18	106056	SIMARD Genevieve	CAN	-	40	15	7	62 - 216
19	195671	JACQUEMOD Ingrid	FRA	16	14	22	9	61 - 217
20	515409	BERTHOD Sylviane	SUI	20	24	6	-	50 - 228
21	515573	AUFDENBLATTEN Fraenzi	SUI	-	-	45	-	45 - 233
22	295533	RECCHIA Lucia	ITA	-	22	11	11	44 - 234
23	537545	MANCUSO Julia	USA	14	11	-	14	39 - 239
24	55313	ROHREGGER Eveline	AUT	15	10	-	8	33 - 245
25	105997	BRYDON Emily	CAN	-	32	-	-	32 - 246
26	55539	BERGER Silvia	AUT	13	-	12	5	30 - 248
26	205392	HAEUSL Regina	GER	10	-	20	-	30 - 248
28	55052	SCHNEIDER Tanja	AUT	11	-	2	15	28 - 250
29	536884	LUDLOW Libby	USA	2	-	13	11	26 - 252
30	535529	MONAHAN Kathleen	USA	-	1	24	-	25 - 253
31	295463	BASSIS Patrizia	ITA	6	15	-	-	21 - 257
32	55261	OBERMOSER Brigitte	AUT	7	13	-	-	20 - 258
33	55538	WIRTH Katja	AUT	-	-	5	12	17 - 261



AUDI FIS SKI WORLD CUP



AUDI FIS SKI WORLD CUP AFTER 4th LADIES SUPER-G SUPER-G FIS WORLD CUP STANDINGS

29 NOV 2002 Aspen (USA)
8 DEC 2002 Lake Louise (CAN)
13 DEC 2002 Val d'Isère (FRA)
15 JAN 2003 Cortina d'Ampezzo (ITA)

Number of Competitors: 47

Rank	FIS Code	Name	Nation	1	2	3	4	WC-SG	Diff.
34	515429	DUMERMUTH Monika	SUI	9	-	7	-	16	- 262
35	515348	BORGHI Catherine	SUI	-	6	1	4	11	- 267
35	505187	OTTOSSON Anna	SWE	-	-	9	2	11	- 267
37	205820	HUBER Isabelle	GER	-	10	-	-	10	- 268
38	505483	PAERSON Anja	SWE	8	-	-	-	8	- 270
39	195868	MEILLEUR Karine	FRA	-	7	-	-	7	- 271
40	515166	PIEREN Tanja	SUI	-	-	4	2	6	- 272
41	515170	STYGER Nadia	SUI	-	5	-	-	5	- 273
41	55596	WILHELM Kathrin	AUT	5	-	-	-	5	- 273
43	195920	GIVELET Anne-Laure	FRA	-	-	3	-	3	- 275
43	55290	HEREGGER Selina	AUT	3	-	-	-	3	- 275
43	495318	RUIZ CASTILLO Carolina	SPA	-	-	-	3	3	- 275
43	295800	TAGLIABUE Elena	ITA	-	3	-	-	3	- 275
47	296259	MOELGG Manuela	ITA	1	-	-	-	1	- 277

LEGEND

WC-SG World Cup points for Super-G Diff. Points Difference

15-01-2003 / Cortina d'Ampezzo (ITA) / Garmisch-Partenkirchen / 5344

Page 2/2

www.fis-ski.com

Generation Date: WED 15 JAN 2003


Time: 11:56 Swatch Internet Time: @497

Document: 25 1.0

swatch®



AUDI FIS SKI WORLD CUP




AUDI FIS SKI WORLD CUP AFTER 4th LADIES SUPER-G OVERALL FIS WORLD CUP STANDINGS

Number of Competitors: 110

Rank	FIS Code	Name	Nation	Points	DH	SL	GS	SG	K
					3 races	6 races	5 races	4 races	1 race
1	385022	KOSTELIC Janica	CRO	1091	82 (7)	530 (1)	209 (4)	170 (3)	100 (1)
2	295342	PUTZER Karen	ITA	595	64 (13)	–	279 (2)	202 (2)	50 (4)
3	55198	DORFMEISTER Michaela	AUT	542	172 (2)	–	171 (6)	163 (4)	36 (7)
4	195374	MONTILLET Carole	FRA	519	195 (1)	–	46 (24)	278 (1)	–
5	205378	ERTL Martina	GER	492	52 (18)	137 (13)	84 (18)	139 (9)	80 (2)
6	515268	NEF Sonja	SUI	470	–	165 (10)	305 (1)	–	–
7	505483	PAERSON Anja	SWE	455	–	278 (2)	169 (8)	8 (38)	–
8	536138	CLARK Kirsten L	USA	385	165 (3)	–	44 (26)	158 (6)	18 (14)
9	55690	HOSP Nicole	AUT	358	–	166 (9)	192 (5)	–	–
10	55212	MEISSNITZER Alexandra	AUT	357	65 (12)	–	212 (3)	80 (14)	–
11	185140	POUTIAINEN Tanja	FIN	348	–	240 (4)	108 (12)	–	–
12	205117	GERG Hilde	GER	274	100 (6)	–	14 (36)	160 (5)	–
13	195377	PASCAL Christel	FRA	271	–	258 (3)	13 (37)	–	–
14	55069	GOETSCHL Renate	AUT	266	118 (5)	–	–	148 (8)	–
15	536481	SCHLEPER Sarah	USA	242	–	159 (11)	83 (19)	–	–
16	536473	LALIVE Caroline	USA	234	61 (14)	–	41 (27)	100 (11)	32 (8)
16	515098	REY BELLET Corinne	SUI	234	133 (4)	–	–	101 (10)	–
18	55261	OBERMOSER Brigitte	AUT	213	80 (8)	–	91 (16)	20 (32)	22 (12)
19	295136	CECCARELLI Daniela	ITA	210	32 (25)	–	9 (40)	154 (7)	15 (16)
20	295435	GIUS Nicole	ITA	207	–	176 (6)	31 (31)	–	–
21	55590	SCHILD Marlies	AUT	203	–	203 (5)	–	–	–
22	505187	OTTOSSON Anna	SWE	201	–	53 (23)	137 (11)	11 (35)	–
23	495065	RIENDA CONTRERAS M.	SPA	189	–	19 (39)	170 (7)	–	–
24	195249	PEQUEGNOT Laure	FRA	177	–	176 (6)	1 (53)	–	–
25	205636	BERGMANN Monika	GER	176	–	176 (6)	–	–	–
26	425001	FLEMMEN Andrine	NOR	153	–	–	153 (9)	–	–
27	55576	GOERGL Elisabeth	AUT	148	–	112 (15)	36 (28)	–	–
28	205115	GERG Annemarie	GER	146	–	144 (12)	2 (50)	–	–
29	355002	HEEB-BATLINER Birgit	LIE	142	–	–	142 (10)	–	–
30	565037	SUHADOLC Mojca	SLO	137	52 (18)	–	–	85 (12)	–
31	536477	MENDES Jonna	USA	136	55 (16)	–	–	81 (13)	–
32	105546	TURGEON Melanie	CAN	135	58 (15)	–	–	77 (15)	–
33	106056	SIMARD Genevieve	CAN	134	–	–	52 (23)	62 (18)	20 (13)
34	55539	BERGER Silvia	AUT	127	–	–	97 (14)	30 (26)	–
35	515409	BERTHOD Sylviane	SUI	126	76 (9)	–	–	50 (20)	–
35	55313	ROHREGGER Eveline	AUT	126	–	–	93 (15)	33 (24)	–



AUDI FIS SKI WORLD CUP




AUDI FIS SKI WORLD CUP AFTER 4th LADIES SUPER-G OVERALL FIS WORLD CUP STANDINGS

Number of Competitors: 110

Rank	FIS Code	Name	Nation	Points	DH	SL	GS	SG	K
					3 races	6 races	5 races	4 races	1 race
37	55302	EGGER Sabine	AUT	125	–	125 (14)	–	–	–
37	515370	OESTER Marlies	SUI	125	–	69 (21)	16 (35)	–	40 (6)
39	106022	JANYK Britt	CAN	122	–	34 (32)	88 (17)	–	–
40	537545	MANCUSO Julia	USA	121	20 (28)	17 (42)	–	39 (23)	45 (5)
41	206001	RIESCH Maria	GER	119	40 (24)	8 (45)	11 (38)	–	60 (3)
42	195671	JACQUEMOD Ingrid	FRA	115	54 (17)	–	–	61 (19)	–
42	505632	LINDELL–VIKARBY Jessica	SWE	115	50 (20)	–	36 (28)	–	29 (9)
44	565243	MAZE Tina	SLO	108	–	–	108 (12)	–	–
45	515403	MUELLER Tamara	SUI	104	41 (22)	–	–	63 (17)	–
46	535825	KOZNICK Kristina	USA	101	–	76 (19)	25 (33)	–	–
46	425051	ROGNMO–BAKKE Trine	NOR	101	–	101 (16)	–	–	–
48	205392	HAEUSL Regina	GER	98	68 (11)	–	–	30 (26)	–
49	155415	ZAHROBSKA Sarka	CZE	97	–	71 (20)	–	–	26 (10)
50	515348	BORGHI Catherine	SUI	96	69 (10)	–	–	11 (35)	16 (15)
51	515573	AUFDENBLATTEN Fraenzi	SUI	90	–	–	45 (25)	45 (21)	–
52	195215	VIDAL Vanessa	FRA	86	–	86 (17)	–	–	–
53	295445	KARBON Denise	ITA	83	–	–	83 (19)	–	–
54	296259	MOELGG Manuela	ITA	82	–	35 (31)	22 (34)	1 (47)	24 (11)
55	415069	RIEGLER Claudia	NZE	81	–	81 (18)	–	–	–
56	105741	FORSYTH Allison	CAN	77	–	–	77 (21)	–	–
57	295588	KOSTNER Isolde	ITA	66	–	–	–	66 (16)	–
58	505271	EKMAN Susanne	SWE	59	–	59 (22)	–	–	–
59	295533	RECCHIA Lucia	ITA	58	14 (30)	–	–	44 (22)	–
60	425389	NILSEN Stina Hofgard	NOR	56	–	–	56 (22)	–	–
61	205820	HUBER Isabelle	GER	53	43 (21)	–	–	10 (37)	–
62	565097	PRETNAR Spela	SLO	49	–	47 (24)	2 (50)	–	–
63	55596	WILHELM Kathrin	AUT	46	41 (22)	–	–	5 (41)	–
64	565207	DABIC Lea	SLO	43	–	43 (25)	–	–	–
65	55388	RAICH Carina	AUT	42	–	42 (26)	–	–	–
66	55052	SCHNEIDER Tanja	AUT	41	3 (42)	–	10 (39)	28 (28)	–
67	385027	FLEISS Nika	CRO	39	–	39 (27)	–	–	–
67	535529	MONAHAN Kathleen	USA	39	14 (30)	–	–	25 (30)	–
67	425458	VIKEN Line	NOR	39	–	39 (27)	–	–	–
70	425380	BREMSETH Lisa	NOR	37	–	37 (29)	–	–	–
70	55359	TRUPPE Karin	AUT	37	–	37 (29)	–	–	–
72	536884	LUDLOW Libby	USA	35	9 (34)	–	–	26 (29)	–



AUDI FIS SKI WORLD CUP



AUDI FIS SKI WORLD CUP AFTER 4th LADIES SUPER-G OVERALL FIS WORLD CUP STANDINGS

Number of Competitors: 110

Rank	FIS Code	Name	Nation	Points	DH	SL	GS	SG	K
					3 races	6 races	5 races	4 races	1 race
73	425359	BERNTSEN Hedda	NOR	33	–	33 (33)	–	–	–
73	185058	RAITA Henna	FIN	33	–	33 (33)	–	–	–
75	105997	BRYDON Emily	CAN	32	–	–	–	32 (25)	–
75	565109	DOVZAN Alenka	SLO	32	–	–	32 (30)	–	–
75	55538	WIRTH Katja	AUT	32	1 (43)	–	–	17 (33)	14 (17)
78	295463	BASSIS Patrizia	ITA	30	9 (34)	–	–	21 (31)	–
79	295265	CERESA Annalisa	ITA	29	–	29 (35)	–	–	–
79	195868	MEILLEUR Karine	FRA	29	22 (27)	–	–	7 (39)	–
79	295927	PLANATSCHER Maddalena	ITA	29	–	–	29 (32)	–	–
82	515429	DUMERMUTH Monika	SUI	27	11 (32)	–	–	16 (34)	–
82	55691	SPONRING Christine	AUT	27	–	27 (36)	–	–	–
84	295738	BACHMANN Silke	ITA	25	–	18 (40)	7 (44)	–	–
84	515496	IMLIG Corinne	SUI	25	25 (26)	–	–	–	–
86	537772	STIEGLER Resi	USA	24	–	24 (37)	–	–	–
87	515092	GRUENENFELDER Corina	SUI	20	–	20 (38)	–	–	–
87	515560	SCHILD Martina	SUI	20	20 (28)	–	–	–	–
89	296008	MERIGHETTI Daniela	ITA	18	–	18 (40)	–	–	–
89	515170	STYGER Nadia	SUI	18	8 (37)	–	5 (46)	5 (41)	–
91	55290	HEREGGER Selina	AUT	12	9 (34)	–	–	3 (43)	–
92	55383	BLASER Karin	AUT	11	11 (32)	–	–	–	–
93	565004	BOKAL Natasa	SLO	10	–	10 (43)	–	–	–
94	225018	CARRICK-ANDERSON Emma	GBR	9	–	9 (44)	–	–	–
94	515095	KUMMER Lilian	SUI	9	–	–	9 (40)	–	–
96	515534	DICHT Erika	SUI	8	–	–	8 (42)	–	–
96	505260	HARGIN Janette	SWE	8	8 (37)	–	–	–	–
96	385032	JELUSIC Ana	CRO	8	–	–	8 (42)	–	–
99	495318	RUIZ CASTILLO Carolina	SPA	7	–	–	4 (47)	3 (43)	–
100	537446	MCCARTY Bryna	USA	6	6 (39)	–	–	–	–
100	515166	PIEREN Tanja	SUI	6	–	–	–	6 (40)	–
100	55588	RUMPFHUBER Ingrid	AUT	6	6 (39)	–	–	–	–
100	515766	SUTER Fabienne	SUI	6	–	–	6 (45)	–	–
104	565136	BRACUN Spela	SLO	4	4 (41)	–	–	–	–
105	195193	DUVILLARD Kristina	FRA	3	–	–	3 (48)	–	–
105	495107	GALINDO SANTOLARIA Ana	SPA	3	–	–	3 (48)	–	–
105	195920	GIVELET Anne-Laure	FRA	3	–	–	–	3 (43)	–
105	295800	TAGLIABUE Elena	ITA	3	–	–	–	3 (43)	–



AUDI FIS SKI WORLD CUP



AUDI FIS SKI WORLD CUP AFTER 4th LADIES SUPER-G OVERALL FIS WORLD CUP STANDINGS

Number of Competitors: 110

Rank	FIS Code	Name	Nation	Points	DH	SL	GS	SG	K
					3 races	6 races	5 races	4 races	1 race
109	485217	ALIEVA Olesja	RUS	2	-	-	2 (50)	-	-
110	515478	ALPIGER Ella	SUI	1	1 (43)	-	-	-	-

LEGEND

GS Giant Slalom points **SG** Super-G points **DH** Downhill points **Points** Overall points **SL** Slalom points
K Combined points

15-01-2003 / Cortina d'Ampezzo (ITA) / Garmisch-Partenkirchen / 5344

Page 4/4

www.fis-ski.com

Generation Date: WED 15 JAN 2003

Time: 11:56 Swatch Internet Time: @497

Document: 25 1.0

swatch® 



AUDI FIS SKI WORLD CUP



AUDI FIS SKI WORLD CUP AFTER 4th LADIES SUPER-G WOMEN FIS NATION CUP

Number of Nations: 18

Place	Nation	Points	Diff.	DH	SL	GS	SG	K
1	AUT Austria	2719		506	712	902	527	72
2	ITA Italy	1435	- 1284	119	276	460	491	89
3	SUI Switzerland	1385	- 1334	384	254	394	297	56
4	GER Germany	1358	- 1361	303	465	111	339	140
5	USA United States of America	1323	- 1396	330	276	193	429	95
6	FRA France	1203	- 1516	271	520	63	349	-
7	CRO Croatia	1138	- 1581	82	569	217	170	100
8	SWE Sweden	838	- 1881	58	390	342	19	29
9	CAN Canada	500	- 2219	58	34	217	171	20
10	NOR Norway	419	- 2300	-	210	209	-	-
11	SLO Slovenia	383	- 2336	56	100	142	85	-
12	FIN Finland	381	- 2338	-	273	108	-	-
13	ESP Spain	199	- 2520	-	19	177	3	-
14	LIE Liechtenstein	142	- 2577	-	-	142	-	-
15	CZE Czech Republic	97	- 2622	-	71	-	-	26
16	NZL New Zealand	81	- 2638	-	81	-	-	-
17	GBR Great Britain	9	- 2710	-	9	-	-	-
18	RUS Russian Federation	2	- 2717	-	-	2	-	-



AUDI FIS SKI WORLD CUP



AUDI FIS SKI WORLD CUP AFTER 4th LADIES SUPER-G FIS OVERALL NATION CUP

Number of Nations: 20

Place	Nation	Overall			DH Points			SL Points			GS Points			SG Points			K Points		
		M+W	M	W	M+W	M	W	M+W	M	W	M+W	M	W	M+W	M	W	M+W	M	W
1	AUT	7672	4953	2719	2719	2213	506	1527	815	712	2178	1276	902	1176	649	527	72	-	72
2	SUI	3345	1960	1385	1074	690	384	321	67	254	1045	651	394	849	552	297	56	-	56
3	USA	2723	1400	1323	841	511	330	520	244	276	639	446	193	628	199	429	95	-	95
4	ITA	2443	1008	1435	276	157	119	427	151	276	1075	615	460	576	85	491	89	-	89
5	FRA	2387	1184	1203	625	354	271	818	298	520	522	459	63	422	73	349	-	-	-
6	NOR	1754	1335	419	239	239	-	702	492	210	506	297	209	307	307	-	-	-	-
7	CRO	1490	352	1138	82	-	82	887	318	569	251	34	217	170	-	170	100	-	100
8	GER	1475	117	1358	322	19	303	496	31	465	161	50	111	356	17	339	140	-	140
9	SWE	1057	219	838	62	4	58	459	69	390	451	109	342	56	37	19	29	-	29
10	SLO	771	388	383	115	59	56	261	161	100	259	117	142	136	51	85	-	-	-
11	CAN	700	200	500	79	21	58	79	45	34	347	130	217	175	4	171	20	-	20
12	FIN	595	214	381	-	-	-	401	128	273	194	86	108	-	-	-	-	-	-
13	LIE	390	248	142	33	33	-	14	14	-	163	21	142	180	180	-	-	-	-
14	ESP	199	-	199	-	-	-	19	-	19	177	-	177	3	-	3	-	-	-
15	CZE	105	8	97	-	-	-	79	8	71	-	-	-	-	-	-	26	-	26
16	NZL	81	-	81	-	-	-	81	-	81	-	-	-	-	-	-	-	-	-
17	AUS	18	18	-	8	8	-	-	-	-	-	-	-	10	10	-	-	-	-
18	GBR	18	9	9	9	9	-	9	-	9	-	-	-	-	-	-	-	-	-
19	JPN	3	3	-	-	-	-	3	3	-	-	-	-	-	-	-	-	-	-
20	RUS	2	-	2	-	-	-	-	-	-	2	-	2	-	-	-	-	-	-