



FIS SKI WORLD CUP
1st LADIES SLALOM
LIST OF COMPETITORS BY FIS POINTS



Number of Competitors: 58

FIS Code	Name	Nation	FIS Points
195249	PEQUEGNOT Laure	FRA	0.00
505483	PAERSON Anja	SWE	1.31
535825	KOZNICK Kristina	USA	1.52
385022	KOSTELIC Janica	CRO	3.10
515268	NEF Sonja	SUI	3.31
195377	PASCAL Christel	FRA	3.48
205636	BERGMANN Monika	GER	3.56
185140	POUTIAINEN Tanja	FIN	3.59
515370	OESTER Marlies	SUI	3.97
536481	SCHLEPER Sarah	USA	4.03
205378	ERTL Martina	GER	4.53
195215	VIDAL Vanessa	FRA	4.55
425051	ROGNMO-BAKKE Trine	NOR	4.77
55388	RAICH Carina	AUT	4.99
185058	RAITA Henna	FIN	5.08
55590	SCHILD Marlies	AUT	5.18
515092	GRUENENFELDER Corina	SUI	5.24
565097	PRETNAR Spela	SLO	5.26
55691	SPONRING Christine	AUT	5.32
55302	EGGER Sabine	AUT	5.40
425359	BERNTSEN Hedda	NOR	5.44
705287	ZUZULOVA Veronika	SVK	5.61
565004	BOKAL Natasa	SLO	5.63
205115	GERG Annemarie	GER	5.87
565109	DOVZAN Alenka	SLO	5.89
505187	OTTOSSON Anna	SWE	5.93
295435	GIUS Nicole	ITA	5.99
305287	HIROI Noriyo	JPN	5.99
505271	EKMAN Susanne	SWE	6.26
565207	DABIC Lea	SLO	9.86
206001	RIESCH Maria	GER	10.37
415069	RIEGLER Claudia	NZE	10.71
385027	FLEISS Nika	CRO	11.20
295738	BACHMANN Silke	ITA	11.29
495065	RIENDA CONTRERAS Maria Jose	SPA	11.30
425458	VIKEN Line	NOR	11.54



FIS SKI WORLD CUP
1st LADIES SLALOM
LIST OF COMPETITORS BY FIS POINTS



Number of Competitors: 58

FIS Code	Name	Nation	FIS Points
106056	SIMARD Genevieve	CAN	12.39
55544	KNOR Petra	AUT	12.98
55690	HOSP Nicole	AUT	13.48
425380	BREMSETH Lisa	NOR	13.91
105741	FORSYTH Allison	CAN	14.95
225018	CARRICK-ANDERSON Emma	GBR	17.13
295265	CERESA Annalisa	ITA	17.56
155047	ZAKOURILOVA Petra	CZE	17.67
296259	MOELGG Manuela	ITA	17.88
537545	MANCUSO Julia	USA	19.03
106022	JANYK Britt	CAN	19.07
565243	MAZE Tina	SLO	20.74
105903	PRCHAL Anna	CAN	22.17
296008	MERIGHETTI Daniela	ITA	23.93
305092	KASHIWAGI Kumiko	JPN	25.59
296091	PEZZEDI Emmi	ITA	26.78
537544	KILDOW Lindsey C.	USA	28.38
425001	FLEMMEN Andrine	NOR	30.07
515573	AUFDENBLATTEN Fraenzi	SUI	31.19
45087	BRIGHT Rowena	AUS	31.92
385032	JELUSIC Ana	CRO	33.65
495318	RUIZ CASTILLO Carolina	SPA	36.46



FIS SKI WORLD CUP
1st LADIES SLALOM
ALPHABETICAL LIST OF COMPETITORS



Number of Competitors: 58

Nation	FIS Code	Name	FIS Points (October 2002 List)					
			DH	SL	GS	SG		
AUS	45087	BRIGHT Rowena	59.00 (188)	31.92 (167)	47.69 (397)	104.98 (638)		
AUT	55302	EGGER Sabine	269.92 (996)	5.40 (21)	24.14 (130)	160.19 (1145)		
	55690	HOSP Nicole	30.33 (90)	13.48 (45)	8.12 (34)	43.28 (147)		
	55544	KNOR Petra	36.42 (102)	12.98 (43)	14.82 (57)	35.11 (99)		
	55388	RAICH Carina	–	4.99 (15)	30.72 (189)	175.59 (1287)		
	55590	SCHILD Marlies	102.57 (347)	5.18 (17)	24.92 (139)	82.14 (420)		
	55691	SPONRING Christine	11.93 (41)	5.32 (20)	17.62 (76)	38.53 (118)		
CAN	105741	FORSYTH Allison	94.52 (314)	14.95 (53)	3.08 (5)	52.05 (195)		
	106022	JANYK Britt	92.94 (309)	19.07 (69)	11.08 (39)	30.82 (86)		
	105903	PRCHAL Anna	132.44 (472)	22.17 (87)	18.75 (85)	55.68 (209)		
	106056	SIMARD Genevieve	32.32 (95)	12.39 (42)	5.71 (25)	5.11 (19)		
CRO	385027	FLEISS Nika	–	11.20 (37)	32.63 (205)	94.04 (526)		
	385032	JELUSIC Ana	–	33.65 (183)	35.69 (235)	–		
	385022	KOSTELIC Janica	11.51 (39)	3.10 (5)	4.67 (13)	4.04 (9)		
CZE	155047	ZAKOURILOVA Petra	75.64 (241)	17.67 (64)	24.54 (137)	74.10 (346)		
FIN	185140	POUTIAINEN Tanja	–	3.59 (9)	4.09 (12)	134.43 (909)		
	185058	RAITA Henna	296.63 (1051)	5.08 (16)	42.56 (327)	227.91 (1593)		
FRA	195377	PASCAL Christel	–	3.48 (7)	11.40 (44)	274.91 (1754)		
	195249	PEQUEGNOT Laure	221.98 (856)	0.00 (1)	37.61 (259)	144.87 (1006)		
	195215	VIDAL Vanessa	165.64 (641)	4.55 (13)	57.74 (541)	120.07 (767)		
GBR	225018	CARRICK-ANDERSON Emma	–	17.13 (62)	33.51 (211)	178.70 (1309)		
GER	205636	BERGMANN Monika	111.29 (390)	3.56 (8)	21.21 (104)	123.28 (793)		
	205378	ERTL Martina	16.01 (51)	4.53 (12)	13.43 (55)	4.54 (14)		
	205115	GERG Annemarie	–	5.87 (27)	11.42 (45)	76.88 (373)		
	206001	RIESCH Maria	7.58 (33)	10.37 (35)	12.32 (52)	17.68 (41)		
ITA	295738	BACHMANN Silke	146.40 (554)	11.29 (38)	5.38 (19)	78.59 (389)		
	295265	CERESA Annalisa	48.80 (151)	17.56 (63)	22.63 (118)	69.24 (312)		



FIS SKI WORLD CUP
1st LADIES SLALOM
ALPHABETICAL LIST OF COMPETITORS



Number of Competitors: 58

Nation	FIS Code	Name	FIS Points (October 2002 List)			
			DH	SL	GS	SG
ITA	295435	GIUS Nicole	182.22 (710)	5.99 (30)	7.38 (32)	86.53 (461)
	296008	MERIGHETTI Daniela	153.29 (581)	23.93 (100)	14.97 (62)	58.82 (229)
	296259	MOELGG Manuela	47.14 (141)	17.88 (66)	12.23 (50)	42.42 (142)
	296091	PEZZEDI Emmi	231.50 (887)	26.78 (118)	39.57 (285)	157.96 (1128)
JPN	305287	HIROI Noriyo	–	5.99 (30)	28.83 (176)	235.13 (1629)
	305092	KASHIWAGI Kumiko	571.65 (1187)	25.59 (112)	25.04 (140)	72.03 (333)
NOR	425359	BERNTSEN Hedda	78.99 (251)	5.44 (22)	54.15 (483)	96.53 (549)
	425380	BREMSETH Lisa	46.60 (139)	13.91 (49)	21.44 (105)	81.93 (417)
	425001	FLEMMEN Andrine	39.48 (111)	30.07 (146)	3.13 (6)	50.51 (188)
	425051	ROGNMO–BAKKE Trine	225.54 (865)	4.77 (14)	15.83 (65)	272.52 (1743)
	425458	VIKEN Line	287.93 (1033)	11.54 (40)	32.81 (206)	128.52 (842)
NZE	415069	RIEGLER Claudia	–	10.71 (36)	61.06 (601)	–
SLO	565004	BOKAL Natasa	213.94 (832)	5.63 (24)	52.04 (452)	125.74 (818)
	565207	DABIC Lea	42.58 (124)	9.86 (34)	37.30 (253)	43.78 (149)
	565109	DOVZAN Alenka	223.16 (858)	5.89 (28)	5.72 (26)	42.67 (145)
	565243	MAZE Tina	83.83 (270)	20.74 (77)	4.06 (10)	32.87 (93)
	565097	PRETNAR Spela	135.31 (489)	5.26 (19)	11.42 (45)	80.44 (405)
SPA	495065	RIENDA CONTRERAS Maria Jose	–	11.30 (39)	4.73 (15)	32.84 (92)
	495318	RUIZ CASTILLO Carolina	45.10 (134)	36.46 (210)	14.85 (59)	20.31 (47)
SUI	515573	AUFDENBLATTEN Fraenzi	55.12 (170)	31.19 (158)	5.49 (22)	30.22 (84)
	515092	GRUENENFELDER Corina	346.35 (1123)	5.24 (18)	22.19 (113)	210.71 (1513)
	515268	NEF Sonja	–	3.31 (6)	0.00 (1)	98.14 (561)
	515370	OESTER Marlies	41.57 (119)	3.97 (10)	11.37 (43)	121.02 (773)
SVK	705287	ZUZULOVA Veronika	–	5.61 (23)	25.60 (144)	–
SWE	505271	EKMAN Susanne	–	6.26 (33)	18.81 (86)	158.18 (1129)
	505187	OTTOSSON Anna	309.18 (1075)	5.93 (29)	4.04 (9)	84.77 (442)
	505483	PAERSON Anja	143.58 (539)	1.31 (2)	2.03 (3)	60.33 (250)
USA	537544	KILDOW Lindsey C.	18.37 (61)	28.38 (130)	29.46 (179)	33.34 (94)
	535825	KOZNICK Kristina	–	1.52 (3)	5.65 (24)	73.71 (342)
	537545	MANCUSO Julia	7.92 (34)	19.03 (68)	17.39 (73)	10.28 (33)
	536481	SCHLEPER Sarah	38.44 (104)	4.03 (11)	5.44 (21)	84.04 (436)

LEGEND
DH Downhill SL Slalom GS Giant Slalom SG Super-G

23-11-2002 / Park City (USA) / 5422

Page 2/2

Data Processing by SWATCH

www.fis-ski.com

SWATCH Timing

Generation Date: FRI 22 NOV 2002

Time: 17:53 Swatch Internet Time: @ 78

Document: 32A 1.0



FIS SKI WORLD CUP
1st LADIES SLALOM 1st RUN
START LIST

**Jury**

TD FIS	M. DELICH	CAN
Referee	K. HOCH	FIS
Chief of Race	J. CLIFFORD	USA

Technical Data

Course Name	Clementine / Picabo's
Start Altitude	2314 m
Finish Altitude	2120 m
Vertical Drop	194 m
Homologation Number	4200/73/94

Race Information 1st Run

Course Setter	F. GAMPER	GER
Number of Gates	62	
Start Time	10:00	
Forerunners	A - K. HITCHCOCK	USA
	B - M. HUGHES	USA
	C - A. SPINA	USA

Race Information 2nd Run

Course Setter	J. THEOLIER	FRA
Number of Gates		
Start Time	13:00	
Forerunners	A - C. MARSHALL	USA
	B - A. SPINA	USA
	C - K. STEPHENS	USA

Number of Competitors: 58

Bib	FIS Code	Name	Year of Birth	Nation	Time	Ski
1	195249	PEQUEGNOT Laure	1975	FRA	_____	SA
2	505483	PAERSON Anja	1981	SWE	_____	SA
3	515268	NEF Sonja	1972	SUI	_____	VK
4	205636	BERGMANN Monika	1978	GER	_____	VK
5	385022	KOSTELIC Janica	1982	CRO	_____	SA
6	195377	PASCAL Christel	1973	FRA	_____	SA
7	535825	KOZNICK Kristina	1975	USA	_____	VK
8	536481	SCHLEPER Sarah	1979	USA	_____	RO
9	185140	POUTIAINEN Tanja	1980	FIN	_____	RO
10	425051	ROGNMO-BAKKE Trine	1975	NOR	_____	RO
11	515370	OESTER Marlies	1976	SUI	_____	NO
12	55388	RAICH Carina	1979	AUT	_____	AT
13	195215	VIDAL Vanessa	1974	FRA	_____	RO
14	185058	RAITA Henna	1975	FIN	_____	RO
15	205378	ERTL Martina	1973	GER	_____	RO
16	55590	SCHILD Marlies	1981	AUT	_____	AT
17	515092	GRUENENFELDER Corina	1975	SUI	_____	NO
18	565097	PRETNAR Spela	1973	SLO	_____	RO
19	55691	SPONRING Christine	1983	AUT	_____	AT
20	55302	EGGER Sabine	1977	AUT	_____	HE
21	425359	BERNTSEN Hedda	1976	NOR	_____	FI
22	705287	ZUZULOVA Veronika	1984	SVK	_____	RO
23	565004	BOKAL Natasa	1967	SLO	_____	EL



FIS SKI WORLD CUP
1st LADIES SLALOM 1st RUN
START LIST



Number of Competitors: 58

Bib	FIS Code	Name	Year of Birth	Nation	Time	Ski
24	205115	GERG Annemarie	1975	GER	_____	NO
25	565109	DOVZAN Alenka	1976	SLO	_____	RO
26	505187	OTTOSSON Anna	1976	SWE	_____	DY
27	295435	GIUS Nicole	1980	ITA	_____	SA
28	305287	HIROI Noriyo	1976	JPN	_____	RO
29	415069	RIEGLER Claudia	1976	NZE	_____	RO
30	505271	EKMAN Susanne	1978	SWE	_____	EL
31	565207	DABIC Lea	1981	SLO	_____	EL
32	206001	RIESCH Maria	1984	GER	_____	HE
33	385027	FLEISS Nika	1984	CRO	_____	AT
34	295738	BACHMANN Silke	1977	ITA	_____	VK
35	495065	RIENDA CONTRERAS Maria Jose	1975	SPA	_____	RO
36	425458	VIKEN Line	1981	NOR	_____	DY
37	106056	SIMARD Genevieve	1980	CAN	_____	RO
38	55544	KNOR Petra	1980	AUT	_____	BL
39	55690	HOSP Nicole	1983	AUT	_____	VK
40	425380	BREMSETH Lisa	1979	NOR	_____	VK
41	105741	FORSYTH Allison	1978	CAN	_____	RO
42	225018	CARRICK-ANDERSON Emma	1975	GBR	_____	RO
43	295265	CERESA Annalisa	1978	ITA	_____	VK
44	155047	ZAKOURILOVA Petra	1978	CZE	_____	HE
45	296259	MOELGG Manuela	1983	ITA	_____	FI
46	537545	MANCUSO Julia	1984	USA	_____	RO
47	106022	JANYK Britt	1980	CAN	_____	SA
48	565243	MAZE Tina	1983	SLO	_____	RO
49	105903	PRCHAL Anna	1979	CAN	_____	RO
50	296008	MERIGHETTI Daniela	1981	ITA	_____	SA
51	305092	KASHIWAGI Kumiko	1978	JPN	_____	SA
52	296091	PEZZEDI Emmi	1982	ITA	_____	VK
53	537544	KILDOW Lindsey C.	1984	USA	_____	RO
54	425001	FLEMMEN Andrine	1974	NOR	_____	RO
55	515573	AUFDENBLATTEN Fraenzi	1981	SUI	_____	SA
56	45087	BRIGHT Rowena	1980	AUS	_____	FI
57	385032	JELUSIC Ana	1986	CRO	_____	AT
58	495318	RUIZ CASTILLO Carolina	1981	SPA	_____	DY

AT : ATOMIC BL : BLIZZARD DY : DYNASTAR
EL : ELAN FI : FISCHER HE : HEAD
NO : NORDICA RO : ROSSIGNOL SA : SALOMON
ST : STÖCKLI VK : VÖLKL



FIS SKI WORLD CUP
1st LADIES SLALOM 1st RUN
OFFICIAL RESULTS

**Jury**

TD FIS M. DELICH CAN
Referee K. HOCH FIS
Chief of Race J. CLIFFORD USA

Technical Data

Course Name Clementine / Picabo's
Start Altitude 2314 m
Finish Altitude 2120 m
Vertical Drop 194 m
Homologation Number 4200/73/94

Race Information 1st Run

Course Setter F. GAMPER GER
Number of Gates 62
Start Time 10:00
Forerunners A - K. HITCHCOCK USA
 B - M. HUGHES USA
 C - A. SPINA USA

Race Information 2nd Run

Course Setter J. THEOLIER FRA
Number of Gates
Start Time 13:00
Forerunners A - C. MARSHALL USA
 B - A. SPINA USA
 C - K. STEPHENS USA

Weather: Sunny **Snow:** Soft **Temperature – Start:** 5 °C **Finish:** 3 °C

Number of Competitors: 58

Rank	Bib	FIS Code	Name	Nation	Time	Diff.	Ski
1	5	385022	KOSTELIC Janica	CRO	49.67		SA
2	6	195377	PASCAL Christel	FRA	50.14	0.47	SA
3	3	515268	NEF Sonja	SUI	50.30	0.63	VK
4	8	536481	SCHLEPER Sarah	USA	50.77	1.10	RO
5	1	195249	PEQUEGNOT Laure	FRA	50.85	1.18	SA
6	2	505483	PAERSON Anja	SWE	50.92	1.25	SA
7	18	565097	PRETNAR Spela	SLO	51.10	1.43	RO
8	4	205636	BERGMANN Monika	GER	51.33	1.66	VK
9	15	205378	ERTL Martina	GER	51.36	1.69	RO
10	16	55590	SCHILD Marlies	AUT	51.49	1.82	AT
10	7	535825	KOZNICK Kristina	USA	51.49	1.82	VK
12	9	185140	POUTIAINEN Tanja	FIN	51.55	1.88	RO
13	11	515370	OESTER Marlies	SUI	51.59	1.92	NO
14	24	205115	GERG Annemarie	GER	51.65	1.98	NO
15	20	55302	EGGER Sabine	AUT	51.67	2.00	HE
16	10	425051	ROGNMO–BAKKE Trine	NOR	51.83	2.16	RO
17	26	505187	OTTOSSON Anna	SWE	51.87	2.20	DY
18	27	295435	GIUS Nicole	ITA	51.90	2.23	SA
19	23	565004	BOKAL Natasa	SLO	52.10	2.43	EL
20	30	505271	EKMAN Susanne	SWE	52.19	2.52	EL



FIS SKI WORLD CUP
1st LADIES SLALOM 1st RUN
OFFICIAL RESULTS



Number of Competitors: 58

Rank	Bib	FIS Code	Name	Nation	Time	Diff.	Ski
21	39	55690	HOSP Nicole	AUT	52.20	2.53	VK
22	35	495065	RIENDA CONTRERAS M.	SPA	52.39	2.72	RO
23	33	385027	FLEISS Nika	CRO	52.42	2.75	AT
24	50	296008	MERIGHETTI Daniela	ITA	52.66	2.99	SA
24	17	515092	GRUENENFELDER Corina	SUI	52.66	2.99	NO
26	46	537545	MANCUSO Julia	USA	52.75	3.08	RO
27	31	565207	DABIC Lea	SLO	52.76	3.09	EL
28	42	225018	CARRICK-ANDERSON Emma	GBR	52.78	3.11	FI
28	29	415069	RIEGLER Claudia	NZE	52.78	3.11	RO
30	14	185058	RAITA Henna	FIN	52.81	3.14	RO
31	43	295265	CERESA Annalisa	ITA	53.13	3.46	VK
32	32	206001	RIESCH Maria	GER	53.30	3.63	HE
33	45	296259	MOELGG Manuela	ITA	53.35	3.68	FI
34	37	106056	SIMARD Genevieve	CAN	53.44	3.77	RO
34	13	195215	VIDAL Vanessa	FRA	53.44	3.77	RO
36	40	425380	BREMSETH Lisa	NOR	53.53	3.86	VK
37	36	425458	VIKEN Line	NOR	53.66	3.99	DY
38	28	305287	HIROI Noriyo	JPN	53.75	4.08	RO
39	44	155047	ZAKOURILOVA Petra	CZE	53.78	4.11	HE
40	51	305092	KASHIWAGI Kumiko	JPN	54.01	4.34	SA
41	34	295738	BACHMANN Silke	ITA	54.04	4.37	VK
42	54	425001	FLEMMEN Andrine	NOR	54.11	4.44	RO
43	48	565243	MAZE Tina	SLO	54.12	4.45	RO
44	38	55544	KNOR Petra	AUT	54.24	4.57	BL
45	57	385032	JELUSIC Ana	CRO	54.42	4.75	AT
46	58	495318	RUIZ CASTILLO Carolina	SPA	54.43	4.76	DY
47	25	565109	DOVZAN Alenka	SLO	54.67	5.00	RO
48	49	105903	PRCHAL Anna	CAN	54.98	5.31	RO
49	52	296091	PEZZEDI Emmi	ITA	56.09	6.42	VK
50	56	45087	BRIGHT Rowena	AUS	56.18	6.51	FI

DID NOT FINISH 1st RUN: 7 competitors

12	55388	RAICH Carina	AUT	AT
21	425359	BERNTSEN Hedda	NOR	FI
22	705287	ZUZULOVA Veronika	SVK	RO
41	105741	FORSYTH Allison	CAN	RO
47	106022	JANYK Britt	CAN	SA
53	537544	KILDOW Lindsey C.	USA	RO
55	515573	AUFDENBLATTEN Fraenzi	SUI	SA

DISQUALIFIED 1st RUN: 1 competitor

19	55691	SPONRING Christine	AUT	Gate 62	Rule 629.3	AT
----	-------	--------------------	-----	---------	------------	----



FIS SKI WORLD CUP
1st LADIES SLALOM 1st RUN
OFFICIAL RESULTS



AT : ATOMIC
EL : ELAN
NO : NORDICA
ST : STÖCKLI

BL : BLIZZARD
FI : FISCHER
RO : ROSSIGNOL
VK : VÖLKL

DY : DYNASTAR
HE : HEAD
SA : SALOMON

Reason for disqualification:

629.3 Does not pass through a gate correctly (art. 661.4)

23-11-2002 / Park City (USA) / 5422

Page 3/3

Data Processing by SWATCH

www.fis-ski.com

SWATCH Timing

Generation Date: SAT 23 NOV 2002

Time: 11:15 Swatch Internet Time: @802

Document: 73B 1.0



FIS SKI WORLD CUP
1st LADIES SLALOM 2nd RUN
START LIST

**Jury**

TD FIS	M. DELICH	CAN
Referee	K. HOCH	FIS
Chief of Race	J. CLIFFORD	USA

Technical Data

Course Name	Clementine / Picabo's
Start Altitude	2314 m
Finish Altitude	2120 m
Vertical Drop	194 m
Homologation Number	4200/73/94

Race Information 1st Run

Course Setter	F. GAMPER	GER
Number of Gates	62	
Start Time	10:00	
Forerunners	A - K. HITCHCOCK	USA
	B - M. HUGHES	USA
	C - A. SPINA	USA

Race Information 2nd Run

Course Setter	J. THEOLIER	FRA
Number of Gates	53	
Start Time	13:00	
Forerunners	A - C. MARSHALL	USA
	B - A. SPINA	USA
	C - K. STEPHENS	USA

Number of Competitors: 30

Start Order	Bib	FIS Code	Name	Year of Birth	Nation	1st Run	Diff.	Rank	2nd Run	Total	Ski
1	14	185058	RAITA Henna	1975	FIN	52.81	3.14	30			RO
2	29	415069	RIEGLER Claudia	1976	NZE	52.78	3.11	28			RO
3	42	225018	CARRICK-ANDERSON Emma	1975	GBR	52.78	3.11	28			FI
4	31	565207	DABIC Lea	1981	SLO	52.76	3.09	27			EL
5	46	537545	MANCUSO Julia	1984	USA	52.75	3.08	26			RO
6	17	515092	GRUENENFELDER Corina	1975	SUI	52.66	2.99	24			NO
7	50	296008	MERIGHETTI Daniela	1981	ITA	52.66	2.99	24			SA
8	33	385027	FLEISS Nika	1984	CRO	52.42	2.75	23			AT
9	35	495065	RIENDA CONTRERAS M.	1975	SPA	52.39	2.72	22			RO
10	39	55690	HOSP Nicole	1983	AUT	52.20	2.53	21			VK
11	30	505271	EKMAN Susanne	1978	SWE	52.19	2.52	20			EL
12	23	565004	BOKAL Natasa	1967	SLO	52.10	2.43	19			EL
13	27	295435	GIUS Nicole	1980	ITA	51.90	2.23	18			SA
14	26	505187	OTTOSSON Anna	1976	SWE	51.87	2.20	17			DY
15	10	425051	ROGNMO-BAKKE Trine	1975	NOR	51.83	2.16	16			RO
16	20	55302	EGGER Sabine	1977	AUT	51.67	2.00	15			HE
17	24	205115	GERG Annemarie	1975	GER	51.65	1.98	14			NO
18	11	515370	OESTER Marlies	1976	SUI	51.59	1.92	13			NO
19	9	185140	POUTIAINEN Tanja	1980	FIN	51.55	1.88	12			RO
20	7	535825	KOZNICK Kristina	1975	USA	51.49	1.82	10			VK
21	16	55590	SCHILD Marlies	1981	AUT	51.49	1.82	10			AT
22	15	205378	ERTL Martina	1973	GER	51.36	1.69	9			RO



FIS SKI WORLD CUP
1st LADIES SLALOM 2nd RUN
START LIST



Number of Competitors: 30

Start Order	Bib	FIS Code	Name	Year of Birth	Nation	1st Run	Diff.	Rank	2nd Run	Total	Ski
23	4	205636	BERGMANN Monika	1978	GER	51.33	1.66	8	_____	_____	VK
24	18	565097	PRETNAR Spela	1973	SLO	51.10	1.43	7	_____	_____	RO
25	2	505483	PAERSON Anja	1981	SWE	50.92	1.25	6	_____	_____	SA
26	1	195249	PEQUEGNOT Laure	1975	FRA	50.85	1.18	5	_____	_____	SA
27	8	536481	SCHLEPER Sarah	1979	USA	50.77	1.10	4	_____	_____	RO
28	3	515268	NEF Sonja	1972	SUI	50.30	0.63	3	_____	_____	VK
29	6	195377	PASCAL Christel	1973	FRA	50.14	0.47	2	_____	_____	SA
30	5	385022	KOSTELIC Janica	1982	CRO	49.67	0.00	1	_____	_____	SA

AT : ATOMIC
EL : ELAN
NO : NORDICA
ST : STÖCKLI

BL : BLIZZARD
FI : FISCHER
RO : ROSSIGNOL
VK : VÖLKL

DY : DYNASTAR
HE : HEAD
SA : SALOMON



FIS SKI WORLD CUP
1st LADIES SLALOM 2nd RUN
OFFICIAL RESULTS

**Jury**

TD FIS M. DELICH CAN
Referee K. HOCH FIS
Chief of Race J. CLIFFORD USA

Technical Data

Course Name Clementine / Picabo's
Start Altitude 2314 m
Finish Altitude 2120 m
Vertical Drop 194 m
Homologation Number 4200/73/94

Race Information 1st Run

Course Setter F. GAMPER GER
Number of Gates 62
Start Time 10:00
Forerunners A - K. HITCHCOCK USA
 B - M. HUGHES USA
 C - A. SPINA USA

Race Information 2nd Run

Course Setter J. THEOLIER FRA
Number of Gates 53
Start Time 13:00
Forerunners A - C. MARSHALL USA
 B - A. SPINA USA
 C - K. STEPHENS USA

Weather: Sunny **Snow:** Soft **Temperature – Start:** 10 °C **Finish:** 11 °C **F–factor:** 570

Number of Competitors: 58

Rank	Bib	FIS Code	Name	Nation	1st Run	2nd Run	Total	Diff.	Race Points	Ski
1	5	385022	KOSTELIC Janica	CRO	49.67	49.94	1:39.61		0.00	SA
2	6	195377	PASCAL Christel	FRA	50.14	50.17	1:40.31	0.70	4.01	SA
3	20	55302	EGGER Sabine	AUT	51.67	49.08	1:40.75	1.14	6.52	HE
4	1	195249	PEQUEGNOT Laure	FRA	50.85	49.94	1:40.79	1.18	6.75	SA
5	16	55590	SCHILD Marlies	AUT	51.49	49.52	1:41.01	1.40	8.01	AT
6	8	536481	SCHLEPER Sarah	USA	50.77	50.44	1:41.21	1.60	9.16	RO
7	3	515268	NEF Sonja	SUI	50.30	51.03	1:41.33	1.72	9.84	VK
8	39	55690	HOSP Nicole	AUT	52.20	49.30	1:41.50	1.89	10.82	VK
9	27	295435	GIUS Nicole	ITA	51.90	49.65	1:41.55	1.94	11.10	SA
10	33	385027	FLEISS Nika	CRO	52.42	49.15	1:41.57	1.96	11.22	AT
11	15	205378	ERTL Martina	GER	51.36	50.24	1:41.60	1.99	11.39	RO
12	30	505271	EKMAN Susanne	SWE	52.19	49.45	1:41.64	2.03	11.62	EL
13	4	205636	BERGMANN Monika	GER	51.33	50.40	1:41.73	2.12	12.13	VK
14	2	505483	PAERSON Anja	SWE	50.92	50.82	1:41.74	2.13	12.19	SA
15	24	205115	GERG Annemarie	GER	51.65	50.10	1:41.75	2.14	12.25	NO
16	26	505187	OTTOSSON Anna	SWE	51.87	49.93	1:41.80	2.19	12.53	DY
17	10	425051	ROGNMO–BAKKE Trine	NOR	51.83	50.12	1:41.95	2.34	13.39	RO
18	7	535825	KOZNICK Kristina	USA	51.49	50.54	1:42.03	2.42	13.85	VK

#381 _____



FIS SKI WORLD CUP
1st LADIES SLALOM 2nd RUN
OFFICIAL RESULTS



Number of Competitors: 58

Rank	Bib	FIS Code	Name	Nation	1st Run	2nd Run	Total	Diff.	Race Points	Ski
19	9	185140	POUTIAINEN Tanja	FIN	51.55	50.57	1:42.12	2.51	14.36	RO
20	29	415069	RIEGLER Claudia	NZE	52.78	49.40	1:42.18	2.57	14.71	RO
21	11	515370	OESTER Marlies	SUI	51.59	50.68	1:42.27	2.66	15.22	NO
22	42	225018	CARRICK-ANDERSON Emma	GBR	52.78	49.56	1:42.34	2.73	15.62	FI
23	14	185058	RAITA Henna	FIN	52.81	49.61	1:42.42	2.81	16.08	RO
24	35	495065	RIENDA CONTRERAS M.	SPA	52.39	50.04	1:42.43	2.82	16.14	RO
25	46	537545	MANCUSO Julia	USA	52.75	49.82	1:42.57	2.96	16.94	RO
26	31	565207	DABIC Lea	SLO	52.76	49.87	1:42.63	3.02	17.28	EL
27	17	515092	GRUENENFELDER Corina	SUI	52.66	50.46	1:43.12	3.51	20.09	NO
28	50	296008	MERIGHETTI Daniela	ITA	52.66	50.51	1:43.17	3.56	20.37	SA
29	23	565004	BOKAL Natasa	SLO	52.10	51.16	1:43.26	3.65	20.89	EL

DID NOT QUALIFY FOR 2nd RUN: 20 competitors

43	295265	CERESA Annalisa	ITA	53.13						VK
32	206001	RIESCH Maria	GER	53.30						HE
45	296259	MOELGG Manuela	ITA	53.35						FI
37	106056	SIMARD Genevieve	CAN	53.44						RO
13	195215	VIDAL Vanessa	FRA	53.44						RO
40	425380	BREMSETH Lisa	NOR	53.53						VK
36	425458	VIKEN Line	NOR	53.66						DY
28	305287	HIROI Noriyo	JPN	53.75						RO
44	155047	ZAKOURILOVA Petra	CZE	53.78						HE
51	305092	KASHIWAGI Kumiko	JPN	54.01						SA
34	295738	BACHMANN Silke	ITA	54.04						VK
54	425001	FLEMMEN Andrine	NOR	54.11						RO
48	565243	MAZE Tina	SLO	54.12						RO
38	55544	KNOR Petra	AUT	54.24						BL
57	385032	JELUSIC Ana	CRO	54.42						AT
58	495318	RUIZ CASTILLO Carolina	SPA	54.43						DY
25	565109	DOVZAN Alenka	SLO	54.67						RO
49	105903	PRCHAL Anna	CAN	54.98						RO
52	296091	PEZZEDI Emmi	ITA	56.09						VK
56	45087	BRIGHT Rowena	AUS	56.18						FI

DID NOT FINISH 1st RUN: 7 competitors

12	55388	RAICH Carina	AUT							AT
21	425359	BERNTSEN Hedda	NOR							FI
22	705287	ZUZULOVA Veronika	SVK							RO
41	105741	FORSYTH Allison	CAN							RO
47	106022	JANYK Britt	CAN							SA
53	537544	KILDOW Lindsey C.	USA							RO
55	515573	AUFDENBLATTEN Fraenzi	SUI							SA

DISQUALIFIED 1st RUN: 1 competitor

19	55691	SPONRING Christine	AUT	Gate 62	Rule 629.3					AT
----	-------	--------------------	-----	---------	------------	--	--	--	--	----

#381 _____



FIS SKI WORLD CUP
1st LADIES SLALOM 2nd RUN
OFFICIAL RESULTS



Number of Competitors: 58

Rank	Bib	FIS Code	Name	Nation	1st Run	2nd Run	Total	Diff.	Race Points	Ski
DID NOT FINISH 2nd RUN: 1 competitor										
	18	565097	PRETNAR Spela	SLO						RO
AT :	ATOMIC			BL :	BLIZZARD		DY :	DYNASTAR		
EL :	ELAN			FI :	FISCHER		HE :	HEAD		
NO :	NORDICA			RO :	ROSSIGNOL		SA :	SALOMON		
ST :	STÖCKLI			VK :	VÖLKL					

Reason for disqualification:

629.3 Does not pass through a gate correctly (art. 661.4)

Technical Delegate:

M. DELICH (CAN) #381



FIS SKI WORLD CUP
1st LADIES SLALOM
PENALTY CALCULATION



Best 10 at Finish

Rank	Bib	FIS Code	Name	Nation	FIS Points	Best 5	Race Points
1	5	385022	KOSTELIC Janica	CRO	3.10	3.10	0.00
2	6	195377	PASCAL Christel	FRA	3.48	3.48	4.01
3	20	55302	EGGER Sabine	AUT	5.40		
4	1	195249	PEQUEGNOT Laure	FRA	0.00	0.00	6.75
5	16	55590	SCHILD Marlies	AUT	5.18		
6	8	536481	SCHLEPER Sarah	USA	4.03	4.03	9.16
7	3	515268	NEF Sonja	SUI	3.31	3.31	9.84
8	39	55690	HOSP Nicole	AUT	13.48		
9	27	295435	GIUS Nicole	ITA	5.99		
10	33	385027	FLEISS Nika	CRO	11.20		

Best 5 FIS Points at Start

Rank	Bib	FIS Code	Name	Nation	FIS Points
4	1	195249	PEQUEGNOT Laure	FRA	0.00
14	2	505483	PAERSON Anja	SWE	1.31
18	7	535825	KOZNICK Kristina	USA	1.52
1	5	385022	KOSTELIC Janica	CRO	3.10
7	3	515268	NEF Sonja	SUI	3.31

TOTALS:		
FIS Points of Best 5 at Start (B)	9.24	
FIS Points of Best at Finish in Top 10 (A)		13.92
Race Points of Corresponding Competitors (C)		29.76
Calculated Penalty (A+B-C) : 10 =>	-0.660	
Rounded	-0.66	
Correction Value (Z)	-1.70	
Penalty Applied	0.00	

Technical Delegate:
M. DELICH (CAN) #381



FIS SKI WORLD CUP
1st LADIES SLALOM 2nd RUN
PERFORMANCE ANALYSIS 1



Number of Competitors: 29

Rank	Bib	Name	Nation	Positions			Partials			Difference	
				Pos.	Time	Rank	Pos.	Time	Rank	Time	
1	5	KOSTELIC Janica	CRO	Run1:	Int1:	21.45	(2)	I1-Fin:	28.22	(1)	0.10
					Fin:	49.67	(1)				0.00
				Run2:	Int1:	23.19	(21)	I1-Fin:	26.75	(5)	0.73
					Fin:	49.94	(13)				0.86
		Total:	Int1:	1:12.86	(1)				0.00		
				Fin:	1:39.61	(1)				0.00	
2	6	PASCAL Christel	FRA	Run1:	Int1:	21.35	(1)	I1-Fin:	28.79	(2)	0.00
					Fin:	50.14	(2)				0.47
				Run2:	Int1:	23.04	(17)	I1-Fin:	27.13	(18)	0.58
					Fin:	50.17	(18)				1.09
		Total:	Int1:	1:13.18	(2)				0.32		
				Fin:	1:40.31	(2)				0.70	
3	20	EGGER Sabine	AUT	Run1:	Int1:	22.07	(9)	I1-Fin:	29.60	(20)	0.72
					Fin:	51.67	(14)				2.00
				Run2:	Int1:	22.82	(7)	I1-Fin:	26.26	(1)	0.36
					Fin:	49.08	(1)				0.00
		Total:	Int1:	1:14.49	(9)				1.63		
				Fin:	1:40.75	(3)				1.14	
4	1	PEQUEGNOT Laure	FRA	Run1:	Int1:	21.83	(6)	I1-Fin:	29.02	(7)	0.48
					Fin:	50.85	(5)				1.18
				Run2:	Int1:	23.16	(20)	I1-Fin:	26.78	(6)	0.70
					Fin:	49.94	(13)				0.86
		Total:	Int1:	1:14.01	(4)				1.15		
				Fin:	1:40.79	(4)				1.18	
5	16	SCHILD Marlies	AUT	Run1:	Int1:	22.30	(12)	I1-Fin:	29.19	(10)	0.95
					Fin:	51.49	(9)				1.82
				Run2:	Int1:	22.64	(6)	I1-Fin:	26.88	(8)	0.18
					Fin:	49.52	(6)				0.44
		Total:	Int1:	1:14.13	(6)				1.27		
				Fin:	1:41.01	(5)				1.40	
6	8	SCHLEPER Sarah	USA	Run1:	Int1:	21.77	(5)	I1-Fin:	29.00	(5)	0.42
					Fin:	50.77	(4)				1.10
				Run2:	Int1:	23.32	(23)	I1-Fin:	27.12	(17)	0.86
					Fin:	50.44	(21)				1.36
		Total:	Int1:	1:14.09	(5)				1.23		
				Fin:	1:41.21	(6)				1.60	



FIS SKI WORLD CUP
1st LADIES SLALOM 2nd RUN
PERFORMANCE ANALYSIS 1



Number of Competitors: 29

Rank	Bib	Name	Nation	Positions			Partials			Difference
				Pos.	Time	Rank	Pos.	Time	Rank	Time
7	3	NEF Sonja	SUI	Run1:	Int1: 21.45 (2)		I1-Fin:	28.85 (3)	0.10	
					Fin: 50.30 (3)				0.63	
				Run2:	Int1: 23.59 (27)		I1-Fin:	27.44 (27)	1.13	
					Fin: 51.03 (28)				1.95	
				Total:	Int1: 1:13.89 (3)			1.03		
					Fin: 1:41.33 (7)			1.72		
8	39	HOSP Nicole	AUT	Run1:	Int1: 22.97 (25)		I1-Fin:	29.23 (12)	1.62	
					Fin: 52.20 (20)				2.53	
				Run2:	Int1: 22.98 (14)		I1-Fin:	26.32 (2)	0.52	
					Fin: 49.30 (3)				0.22	
				Total:	Int1: 1:15.18 (19)			2.32		
					Fin: 1:41.50 (8)			1.89		
9	27	GIUS Nicole	ITA	Run1:	Int1: 22.03 (8)		I1-Fin:	29.87 (27)	0.68	
					Fin: 51.90 (17)				2.23	
				Run2:	Int1: 22.85 (8)		I1-Fin:	26.80 (7)	0.39	
					Fin: 49.65 (9)				0.57	
				Total:	Int1: 1:14.75 (13)			1.89		
					Fin: 1:41.55 (9)			1.94		
10	33	FLEISS Nika	CRO	Run1:	Int1: 22.71 (19)		I1-Fin:	29.71 (24)	1.36	
					Fin: 52.42 (22)				2.75	
				Run2:	Int1: 22.46 (1)		I1-Fin:	26.69 (4)	0.00	
					Fin: 49.15 (2)				0.07	
				Total:	Int1: 1:14.88 (17)			2.02		
					Fin: 1:41.57 (10)			1.96		
11	15	ERTL Martina	GER	Run1:	Int1: 22.16 (11)		I1-Fin:	29.20 (11)	0.81	
					Fin: 51.36 (8)				1.69	
				Run2:	Int1: 23.03 (16)		I1-Fin:	27.21 (24)	0.57	
					Fin: 50.24 (19)				1.16	
				Total:	Int1: 1:14.39 (7)			1.53		
					Fin: 1:41.60 (11)			1.99		
12	30	EKMAN Susanne	SWE	Run1:	Int1: 22.69 (18)		I1-Fin:	29.50 (17)	1.34	
					Fin: 52.19 (19)				2.52	
				Run2:	Int1: 22.52 (4)		I1-Fin:	26.93 (11)	0.06	
					Fin: 49.45 (5)				0.37	
				Total:	Int1: 1:14.71 (12)			1.85		
					Fin: 1:41.64 (12)			2.03		
13	4	BERGMANN Monika	GER	Run1:	Int1: 21.73 (4)		I1-Fin:	29.60 (20)	0.38	
					Fin: 51.33 (7)				1.66	
				Run2:	Int1: 23.08 (18)		I1-Fin:	27.32 (25)	0.62	
					Fin: 50.40 (20)				1.32	
				Total:	Int1: 1:14.41 (8)			1.55		
					Fin: 1:41.73 (13)			2.12		
14	2	PAERSON Anja	SWE	Run1:	Int1: 22.02 (7)		I1-Fin:	28.90 (4)	0.67	
					Fin: 50.92 (6)				1.25	
				Run2:	Int1: 23.64 (28)		I1-Fin:	27.18 (23)	1.18	
					Fin: 50.82 (27)				1.74	
				Total:	Int1: 1:14.56 (10)			1.70		
					Fin: 1:41.74 (14)			2.13		



FIS SKI WORLD CUP
1st LADIES SLALOM 2nd RUN
PERFORMANCE ANALYSIS 1



Number of Competitors: 29

Rank	Bib	Name	Nation	Positions			Partials			Difference
				Pos.	Time	Rank	Pos.	Time	Rank	Time
15	24	GERG Annemarie	GER	Run1:	Int1:	22.38 (15)	I1-Fin:	29.27 (14)	1.03	
					Fin:	51.65 (13)				
				Run2:	Int1:	23.01 (15)	I1-Fin:	27.09 (15)	0.55	
					Fin:	50.10 (16)				
	Total:	Int1:	1:14.66 (11)			1.80				
				Fin:	1:41.75 (15)			2.14		
16	26	OTTOSSON Anna	SWE	Run1:	Int1:	22.86 (23)	I1-Fin:	29.01 (6)	1.51	
					Fin:	51.87 (16)				
				Run2:	Int1:	22.94 (11)	I1-Fin:	26.99 (14)	0.48	
					Fin:	49.93 (12)				
	Total:	Int1:	1:14.81 (15)			1.95				
				Fin:	1:41.80 (16)			2.19		
17	10	ROGNMO-BAKKE Trine	NOR	Run1:	Int1:	22.74 (20)	I1-Fin:	29.09 (8)	1.39	
					Fin:	51.83 (15)				
				Run2:	Int1:	22.95 (12)	I1-Fin:	27.17 (21)	0.49	
					Fin:	50.12 (17)				
	Total:	Int1:	1:14.78 (14)			1.92				
				Fin:	1:41.95 (17)			2.34		
18	7	KOZNICK Kristina	USA	Run1:	Int1:	22.33 (13)	I1-Fin:	29.16 (9)	0.98	
					Fin:	51.49 (9)				
				Run2:	Int1:	23.93 (29)	I1-Fin:	26.61 (3)	1.47	
					Fin:	50.54 (24)				
	Total:	Int1:	1:15.42 (24)			2.56				
				Fin:	1:42.03 (18)			2.42		
19	9	POUTIAINEN Tanja	FIN	Run1:	Int1:	22.09 (10)	I1-Fin:	29.46 (16)	0.74	
					Fin:	51.55 (11)				
				Run2:	Int1:	23.47 (25)	I1-Fin:	27.10 (16)	1.01	
					Fin:	50.57 (25)				
	Total:	Int1:	1:15.02 (18)			2.16				
				Fin:	1:42.12 (19)			2.51		
20	29	RIEGLER Claudia	NZE	Run1:	Int1:	23.25 (28)	I1-Fin:	29.53 (19)	1.90	
					Fin:	52.78 (27)				
				Run2:	Int1:	22.51 (3)	I1-Fin:	26.89 (9)	0.05	
					Fin:	49.40 (4)				
	Total:	Int1:	1:15.29 (22)			2.43				
				Fin:	1:42.18 (20)			2.57		
21	11	OESTER Marlies	SUI	Run1:	Int1:	22.34 (14)	I1-Fin:	29.25 (13)	0.99	
					Fin:	51.59 (12)				
				Run2:	Int1:	23.24 (22)	I1-Fin:	27.44 (27)	0.78	
					Fin:	50.68 (26)				
	Total:	Int1:	1:14.83 (16)			1.97				
				Fin:	1:42.27 (21)			2.66		
22	42	CARRICK-ANDERSON E.	GBR	Run1:	Int1:	23.38 (29)	I1-Fin:	29.40 (15)	2.03	
					Fin:	52.78 (27)				
				Run2:	Int1:	22.63 (5)	I1-Fin:	26.93 (11)	0.17	
					Fin:	49.56 (7)				
	Total:	Int1:	1:15.41 (23)			2.55				
				Fin:	1:42.34 (22)			2.73		



FIS SKI WORLD CUP
1st LADIES SLALOM 2nd RUN
PERFORMANCE ANALYSIS 1



Number of Competitors: 29

Rank	Bib	Name	Nation	Positions			Partials			Difference
				Pos.	Time	Rank	Pos.	Time	Rank	Time
23	14	RAITA Henna	FIN	Run1:	Int1:	22.66 (17)	I1-Fin:	30.15 (29)	1.31	
					Fin:	52.81 (29)			3.14	
				Run2:	Int1:	22.47 (2)	I1-Fin:	27.14 (19)	0.01	
					Fin:	49.61 (8)			0.53	
		Total:	Int1:	1:15.28 (21)			2.42			
				Fin:	1:42.42 (23)			2.81		
24	35	RIENDA CONTRERAS M.	SPA	Run1:	Int1:	22.76 (21)	I1-Fin:	29.63 (22)	1.41	
					Fin:	52.39 (21)			2.72	
				Run2:	Int1:	22.88 (10)	I1-Fin:	27.16 (20)	0.42	
					Fin:	50.04 (15)			0.96	
		Total:	Int1:	1:15.27 (20)			2.41			
				Fin:	1:42.43 (24)			2.82		
25	46	MANCUSO Julia	USA	Run1:	Int1:	23.24 (27)	I1-Fin:	29.51 (18)	1.89	
					Fin:	52.75 (25)			3.08	
				Run2:	Int1:	22.86 (9)	I1-Fin:	26.96 (13)	0.40	
					Fin:	49.82 (10)			0.74	
		Total:	Int1:	1:15.61 (26)			2.75			
				Fin:	1:42.57 (25)			2.96		
26	31	DABIC Lea	SLO	Run1:	Int1:	23.04 (26)	I1-Fin:	29.72 (25)	1.69	
					Fin:	52.76 (26)			3.09	
				Run2:	Int1:	22.95 (12)	I1-Fin:	26.92 (10)	0.49	
					Fin:	49.87 (11)			0.79	
		Total:	Int1:	1:15.71 (27)			2.85			
				Fin:	1:42.63 (26)			3.02		
27	17	GRUENENFELDER C.	SUI	Run1:	Int1:	22.89 (24)	I1-Fin:	29.77 (26)	1.54	
					Fin:	52.66 (23)			2.99	
				Run2:	Int1:	23.09 (19)	I1-Fin:	27.37 (26)	0.63	
					Fin:	50.46 (22)			1.38	
		Total:	Int1:	1:15.75 (28)			2.89			
				Fin:	1:43.12 (27)			3.51		
28	50	MERIGHETTI Daniela	ITA	Run1:	Int1:	22.76 (21)	I1-Fin:	29.90 (28)	1.41	
					Fin:	52.66 (23)			2.99	
				Run2:	Int1:	23.34 (24)	I1-Fin:	27.17 (21)	0.88	
					Fin:	50.51 (23)			1.43	
		Total:	Int1:	1:16.00 (29)			3.14			
				Fin:	1:43.17 (28)			3.56		
29	23	BOKAL Natasa	SLO	Run1:	Int1:	22.41 (16)	I1-Fin:	29.69 (23)	1.06	
					Fin:	52.10 (18)			2.43	
				Run2:	Int1:	23.49 (26)	I1-Fin:	27.67 (29)	1.03	
					Fin:	51.16 (29)			2.08	
		Total:	Int1:	1:15.59 (25)			2.73			
				Fin:	1:43.26 (29)			3.65		

LEGEND
Pos Intermediate or Speed Position Int1: Intermediate 1 Run2 Second Run Run1 First Run Fin: Finish
Total First + Second Run



FIS SKI WORLD CUP
1st LADIES SLALOM 2nd RUN
PERFORMANCE ANALYSIS 2



Number of Competitors: 58

Bib	Name	Nation	Positions			Partials			Difference	
			Pos.	Time	Rank	Pos.	Time	Rank	Time	
1	PEQUEGNOT Laure	FRA	Run1:	Int1:	21.83	(6)	I1-Fin:	29.02	(8)	0.48
				Fin:	50.85	(5)				1.18
			Run2:	Int1:	23.16	(20)	I1-Fin:	26.78	(6)	0.70
				Fin:	49.94	(13)				0.86
			Total:	Int1:	1:14.01	(4)			1.15	
				Fin:	1:40.79	(4)			1.18	
2	PAERSON Anja	SWE	Run1:	Int1:	22.02	(7)	I1-Fin:	28.90	(5)	0.67
				Fin:	50.92	(6)				1.25
			Run2:	Int1:	23.64	(28)	I1-Fin:	27.18	(23)	1.18
				Fin:	50.82	(27)				1.74
			Total:	Int1:	1:14.56	(10)			1.70	
				Fin:	1:41.74	(14)			2.13	
3	NEF Sonja	SUI	Run1:	Int1:	21.45	(2)	I1-Fin:	28.85	(4)	0.10
				Fin:	50.30	(3)				0.63
			Run2:	Int1:	23.59	(27)	I1-Fin:	27.44	(27)	1.13
				Fin:	51.03	(28)				1.95
			Total:	Int1:	1:13.89	(3)			1.03	
				Fin:	1:41.33	(7)			1.72	
4	BERGMANN Monika	GER	Run1:	Int1:	21.73	(4)	I1-Fin:	29.60	(22)	0.38
				Fin:	51.33	(8)				1.66
			Run2:	Int1:	23.08	(18)	I1-Fin:	27.32	(25)	0.62
				Fin:	50.40	(20)				1.32
			Total:	Int1:	1:14.41	(8)			1.55	
				Fin:	1:41.73	(13)			2.12	
5	KOSTELIC Janica	CRO	Run1:	Int1:	21.45	(2)	I1-Fin:	28.22	(1)	0.10
				Fin:	49.67	(1)				0.00
			Run2:	Int1:	23.19	(21)	I1-Fin:	26.75	(5)	0.73
				Fin:	49.94	(13)				0.86
			Total:	Int1:	1:12.86	(1)			0.00	
				Fin:	1:39.61	(1)			0.00	
6	PASCAL Christel	FRA	Run1:	Int1:	21.35	(1)	I1-Fin:	28.79	(2)	0.00
				Fin:	50.14	(2)				0.47
			Run2:	Int1:	23.04	(17)	I1-Fin:	27.13	(18)	0.58
				Fin:	50.17	(18)				1.09
			Total:	Int1:	1:13.18	(2)			0.32	
				Fin:	1:40.31	(2)			0.70	



FIS SKI WORLD CUP
1st LADIES SLALOM 2nd RUN
PERFORMANCE ANALYSIS 2



Number of Competitors: 58

Bib	Name	Nation	Positions			Partials			Difference	
			Pos.	Time	Rank	Pos.	Time	Rank	Time	
7	KOZNICK Kristina	USA	Run1:	Int1:	22.33	(16)	I1-Fin:	29.16	(11)	0.98
				Fin:	51.49	(10)				1.82
			Run2:	Int1:	23.93	(29)	I1-Fin:	26.61	(3)	1.47
				Fin:	50.54	(24)				1.46
			Total:	Int1:	1:15.42	(24)				2.56
		Fin:	1:42.03	(18)				2.42		
8	SCHLEPER Sarah	USA	Run1:	Int1:	21.77	(5)	I1-Fin:	29.00	(6)	0.42
				Fin:	50.77	(4)				1.10
			Run2:	Int1:	23.32	(23)	I1-Fin:	27.12	(17)	0.86
				Fin:	50.44	(21)				1.36
			Total:	Int1:	1:14.09	(5)				1.23
		Fin:	1:41.21	(6)				1.60		
9	POUTIAINEN Tanja	FIN	Run1:	Int1:	22.09	(10)	I1-Fin:	29.46	(18)	0.74
				Fin:	51.55	(12)				1.88
			Run2:	Int1:	23.47	(25)	I1-Fin:	27.10	(16)	1.01
				Fin:	50.57	(25)				1.49
			Total:	Int1:	1:15.02	(18)				2.16
		Fin:	1:42.12	(19)				2.51		
10	ROGNMO-BAKKE Trine	NOR	Run1:	Int1:	22.74	(23)	I1-Fin:	29.09	(9)	1.39
				Fin:	51.83	(16)				2.16
			Run2:	Int1:	22.95	(12)	I1-Fin:	27.17	(21)	0.49
				Fin:	50.12	(17)				1.04
			Total:	Int1:	1:14.78	(14)				1.92
		Fin:	1:41.95	(17)				2.34		
11	OESTER Marlies	SUI	Run1:	Int1:	22.34	(17)	I1-Fin:	29.25	(15)	0.99
				Fin:	51.59	(13)				1.92
			Run2:	Int1:	23.24	(22)	I1-Fin:	27.44	(27)	0.78
				Fin:	50.68	(26)				1.60
			Total:	Int1:	1:14.83	(16)				1.97
		Fin:	1:42.27	(21)				2.66		
12	RAICH Carina	AUT	Run1:	Int1:			I1-Fin:			
				Fin:	DNF					
			Run2:	Int1:			I1-Fin:			
				Fin:	DNF					
			Total:	Int1:						
		Fin:	DNF							
13	VIDAL Vanessa	FRA	Run1:	Int1:	23.31	(38)	I1-Fin:	30.13	(34)	1.96
				Fin:	53.44	(34)				3.77
			Run2:	Int1:			I1-Fin:			
				Fin:	DNQ					
			Total:	Int1:						
		Fin:	DNQ							
14	RAITA Henna	FIN	Run1:	Int1:	22.66	(20)	I1-Fin:	30.15	(35)	1.31
				Fin:	52.81	(30)				3.14
			Run2:	Int1:	22.47	(2)	I1-Fin:	27.14	(19)	0.01
				Fin:	49.61	(8)				0.53
			Total:	Int1:	1:15.28	(21)				2.42
		Fin:	1:42.42	(23)				2.81		



FIS SKI WORLD CUP
1st LADIES SLALOM 2nd RUN
PERFORMANCE ANALYSIS 2



Number of Competitors: 58

Bib	Name	Nation	Positions			Partials			Difference	
			Pos.	Time	Rank	Pos.	Time	Rank	Time	
15	ERTL Martina	GER	Run1:	Int1:	22.16	(13)	I1-Fin:	29.20	(13)	0.81
				Fin:	51.36	(9)				1.69
			Run2:	Int1:	23.03	(16)	I1-Fin:	27.21	(24)	0.57
				Fin:	50.24	(19)				1.16
	Total:	Int1:	1:14.39	(7)				1.53		
		Fin:	1:41.60	(11)				1.99		
16	SCHILD Marlies	AUT	Run1:	Int1:	22.30	(15)	I1-Fin:	29.19	(12)	0.95
				Fin:	51.49	(10)				1.82
			Run2:	Int1:	22.64	(6)	I1-Fin:	26.88	(8)	0.18
				Fin:	49.52	(6)				0.44
	Total:	Int1:	1:14.13	(6)				1.27		
		Fin:	1:41.01	(5)				1.40		
17	GRUENENFELDER Corina	SUI	Run1:	Int1:	22.89	(28)	I1-Fin:	29.77	(29)	1.54
				Fin:	52.66	(24)				2.99
			Run2:	Int1:	23.09	(19)	I1-Fin:	27.37	(26)	0.63
				Fin:	50.46	(22)				1.38
	Total:	Int1:	1:15.75	(28)				2.89		
		Fin:	1:43.12	(27)				3.51		
18	PRETNAR Spela	SLO	Run1:	Int1:	22.28	(14)	I1-Fin:	28.82	(3)	0.93
				Fin:	51.10	(7)				1.43
			Run2:	Int1:			I1-Fin:			
				Fin:	DNF					
	Total:	Int1:								
		Fin:	DNF							
19	SPONRING Christine	AUT	Run1:	Int1:	22.09	(10)	I1-Fin:	29.10	(10)	0.74
				Fin:	DQ					
			Run2:	Int1:			I1-Fin:			
				Fin:	DQ					
	Total:	Int1:								
		Fin:	DQ							
20	EGGER Sabine	AUT	Run1:	Int1:	22.07	(9)	I1-Fin:	29.60	(22)	0.72
				Fin:	51.67	(15)				2.00
			Run2:	Int1:	22.82	(7)	I1-Fin:	26.26	(1)	0.36
				Fin:	49.08	(1)				0.00
	Total:	Int1:	1:14.49	(9)				1.63		
		Fin:	1:40.75	(3)				1.14		
21	BERNTSEN Hedda	NOR	Run1:	Int1:			I1-Fin:			
				Fin:	DNF					
			Run2:	Int1:			I1-Fin:			
				Fin:	DNF					
	Total:	Int1:								
		Fin:	DNF							
22	ZUZULOVA Veronika	SVK	Run1:	Int1:	22.14	(12)	I1-Fin:			0.79
				Fin:	DNF					
			Run2:	Int1:			I1-Fin:			
				Fin:	DNF					
	Total:	Int1:								
		Fin:	DNF							



FIS SKI WORLD CUP
1st LADIES SLALOM 2nd RUN
PERFORMANCE ANALYSIS 2



Number of Competitors: 58

Bib	Name	Nation	Positions			Partials			Difference	
			Pos.	Time	Rank	Pos.	Time	Rank	Time	
23	BOKAL Natasa	SLO	Run1:	Int1:	22.41	(19)	I1-Fin:	29.69	(25)	1.06
				Fin:	52.10	(19)				2.43
			Run2:	Int1:	23.49	(26)	I1-Fin:	27.67	(29)	1.03
				Fin:	51.16	(29)				2.08
			Total:	Int1:	1:15.59	(25)				2.73
	Fin:	1:43.26	(29)				3.65			
24	GERG Annemarie	GER	Run1:	Int1:	22.38	(18)	I1-Fin:	29.27	(16)	1.03
				Fin:	51.65	(14)				1.98
			Run2:	Int1:	23.01	(15)	I1-Fin:	27.09	(15)	0.55
				Fin:	50.10	(16)				1.02
			Total:	Int1:	1:14.66	(11)				1.80
	Fin:	1:41.75	(15)				2.14			
25	DOVZAN Alenka	SLO	Run1:	Int1:	23.24	(35)	I1-Fin:	31.43	(50)	1.89
				Fin:	54.67	(47)				5.00
			Run2:	Int1:			I1-Fin:			
				Fin:	DNQ					
			Total:	Int1:						
	Fin:	DNQ								
26	OTTOSSON Anna	SWE	Run1:	Int1:	22.86	(26)	I1-Fin:	29.01	(7)	1.51
				Fin:	51.87	(17)				2.20
			Run2:	Int1:	22.94	(11)	I1-Fin:	26.99	(14)	0.48
				Fin:	49.93	(12)				0.85
			Total:	Int1:	1:14.81	(15)				1.95
	Fin:	1:41.80	(16)				2.19			
27	GIUS Nicole	ITA	Run1:	Int1:	22.03	(8)	I1-Fin:	29.87	(31)	0.68
				Fin:	51.90	(18)				2.23
			Run2:	Int1:	22.85	(8)	I1-Fin:	26.80	(7)	0.39
				Fin:	49.65	(9)				0.57
			Total:	Int1:	1:14.75	(13)				1.89
	Fin:	1:41.55	(9)				1.94			
28	HIROI Noriyo	JPN	Run1:	Int1:	23.15	(34)	I1-Fin:	30.60	(44)	1.80
				Fin:	53.75	(38)				4.08
			Run2:	Int1:			I1-Fin:			
				Fin:	DNQ					
			Total:	Int1:						
	Fin:	DNQ								
29	RIEGLER Claudia	NZE	Run1:	Int1:	23.25	(37)	I1-Fin:	29.53	(21)	1.90
				Fin:	52.78	(28)				3.11
			Run2:	Int1:	22.51	(3)	I1-Fin:	26.89	(9)	0.05
				Fin:	49.40	(4)				0.32
			Total:	Int1:	1:15.29	(22)				2.43
	Fin:	1:42.18	(20)				2.57			
30	EKMAN Susanne	SWE	Run1:	Int1:	22.69	(21)	I1-Fin:	29.50	(19)	1.34
				Fin:	52.19	(20)				2.52
			Run2:	Int1:	22.52	(4)	I1-Fin:	26.93	(11)	0.06
				Fin:	49.45	(5)				0.37
			Total:	Int1:	1:14.71	(12)				1.85
	Fin:	1:41.64	(12)				2.03			



FIS SKI WORLD CUP
1st LADIES SLALOM 2nd RUN
PERFORMANCE ANALYSIS 2



Number of Competitors: 58

Bib	Name	Nation	Positions			Partials			Difference	
			Pos.	Time	Rank	Pos.	Time	Rank	Time	
31	DABIC Lea	SLO	Run1:	Int1:	23.04	(32)	I1-Fin:	29.72	(27)	1.69
				Fin:	52.76	(27)				3.09
			Run2:	Int1:	22.95	(12)	I1-Fin:	26.92	(10)	0.49
				Fin:	49.87	(11)				0.79
	Total:	Int1:	1:15.71	(27)				2.85		
		Fin:	1:42.63	(26)				3.02		
32	RIESCH Maria	GER	Run1:	Int1:	23.57	(45)	I1-Fin:	29.73	(28)	2.22
				Fin:	53.30	(32)				3.63
			Run2:	Int1:			I1-Fin:			
				Fin:	DNQ					
	Total:	Int1:								
		Fin:	DNQ							
33	FLEISS Nika	CRO	Run1:	Int1:	22.71	(22)	I1-Fin:	29.71	(26)	1.36
				Fin:	52.42	(23)				2.75
			Run2:	Int1:	22.46	(1)	I1-Fin:	26.69	(4)	0.00
				Fin:	49.15	(2)				0.07
	Total:	Int1:	1:14.88	(17)				2.02		
		Fin:	1:41.57	(10)				1.96		
34	BACHMANN Silke	ITA	Run1:	Int1:	23.76	(47)	I1-Fin:	30.28	(39)	2.41
				Fin:	54.04	(41)				4.37
			Run2:	Int1:			I1-Fin:			
				Fin:	DNQ					
	Total:	Int1:								
		Fin:	DNQ							
35	RIENDA CONTRERAS M.	SPA	Run1:	Int1:	22.76	(24)	I1-Fin:	29.63	(24)	1.41
				Fin:	52.39	(22)				2.72
			Run2:	Int1:	22.88	(10)	I1-Fin:	27.16	(20)	0.42
				Fin:	50.04	(15)				0.96
	Total:	Int1:	1:15.27	(20)				2.41		
		Fin:	1:42.43	(24)				2.82		
36	VIKEN Line	NOR	Run1:	Int1:	22.87	(27)	I1-Fin:	30.79	(47)	1.52
				Fin:	53.66	(37)				3.99
			Run2:	Int1:			I1-Fin:			
				Fin:	DNQ					
	Total:	Int1:								
		Fin:	DNQ							
37	SIMARD Genevieve	CAN	Run1:	Int1:	22.95	(29)	I1-Fin:	30.49	(41)	1.60
				Fin:	53.44	(34)				3.77
			Run2:	Int1:			I1-Fin:			
				Fin:	DNQ					
	Total:	Int1:								
		Fin:	DNQ							
38	KNOR Petra	AUT	Run1:	Int1:	24.22	(53)	I1-Fin:	30.02	(33)	2.87
				Fin:	54.24	(44)				4.57
			Run2:	Int1:			I1-Fin:			
				Fin:	DNQ					
	Total:	Int1:								
		Fin:	DNQ							



FIS SKI WORLD CUP
1st LADIES SLALOM 2nd RUN
PERFORMANCE ANALYSIS 2



Number of Competitors: 58

Bib	Name	Nation	Positions			Partials			Difference	
			Pos.	Time	Rank	Pos.	Time	Rank	Time	
39	HOSP Nicole	AUT	Run1:	Int1:	22.97	(30)	I1-Fin:	29.23	(14)	1.62
				Fin:	52.20	(21)				2.53
			Run2:	Int1:	22.98	(14)	I1-Fin:	26.32	(2)	0.52
				Fin:	49.30	(3)				0.22
	Total:	Int1:	1:15.18	(19)				2.32		
		Fin:	1:41.50	(8)				1.89		
40	BREMSETH Lisa	NOR	Run1:	Int1:	23.36	(40)	I1-Fin:	30.17	(36)	2.01
				Fin:	53.53	(36)				3.86
			Run2:	Int1:			I1-Fin:			
				Fin:	DNQ					
	Total:	Int1:								
		Fin:	DNQ							
41	FORSYTH Allison	CAN	Run1:	Int1:			I1-Fin:			
				Fin:	DNF					
			Run2:	Int1:			I1-Fin:			
				Fin:	DNF					
	Total:	Int1:								
		Fin:	DNF							
42	CARRICK-ANDERSON Emma	GBR	Run1:	Int1:	23.38	(41)	I1-Fin:	29.40	(17)	2.03
				Fin:	52.78	(28)				3.11
			Run2:	Int1:	22.63	(5)	I1-Fin:	26.93	(11)	0.17
				Fin:	49.56	(7)				0.48
	Total:	Int1:	1:15.41	(23)				2.55		
		Fin:	1:42.34	(22)				2.73		
43	CERESA Annalisa	ITA	Run1:	Int1:	23.33	(39)	I1-Fin:	29.80	(30)	1.98
				Fin:	53.13	(31)				3.46
			Run2:	Int1:			I1-Fin:			
				Fin:	DNQ					
	Total:	Int1:								
		Fin:	DNQ							
44	ZAKOURILOVA Petra	CZE	Run1:	Int1:	23.54	(44)	I1-Fin:	30.24	(38)	2.19
				Fin:	53.78	(39)				4.11
			Run2:	Int1:			I1-Fin:			
				Fin:	DNQ					
	Total:	Int1:								
		Fin:	DNQ							
45	MOELGG Manuela	ITA	Run1:	Int1:	23.14	(33)	I1-Fin:	30.21	(37)	1.79
				Fin:	53.35	(33)				3.68
			Run2:	Int1:			I1-Fin:			
				Fin:	DNQ					
	Total:	Int1:								
		Fin:	DNQ							
46	MANCUSO Julia	USA	Run1:	Int1:	23.24	(35)	I1-Fin:	29.51	(20)	1.89
				Fin:	52.75	(26)				3.08
			Run2:	Int1:	22.86	(9)	I1-Fin:	26.96	(13)	0.40
				Fin:	49.82	(10)				0.74
	Total:	Int1:	1:15.61	(26)				2.75		
		Fin:	1:42.57	(25)				2.96		



FIS SKI WORLD CUP
1st LADIES SLALOM 2nd RUN
PERFORMANCE ANALYSIS 2



Number of Competitors: 58

Bib	Name	Nation	Positions			Partials			Difference
			Pos.	Time	Rank	Pos.	Time	Rank	Time
47	JANYK Britt	CAN	Run1:	Int1: 23.00 (31) Fin: DNF		I1-Fin:		1.65	
			Run2:	Int1: Fin: DNF		I1-Fin:			
			Total:	Int1: Fin: DNF					
48	MAZE Tina	SLO	Run1:	Int1: 23.77 (48) Fin: 54.12 (43)		I1-Fin: 30.35 (40)		2.42 4.45	
			Run2:	Int1: Fin: DNQ		I1-Fin:			
			Total:	Int1: Fin: DNQ					
49	PRCHAL Anna	CAN	Run1:	Int1: 23.92 (51) Fin: 54.98 (48)		I1-Fin: 31.06 (49)		2.57 5.31	
			Run2:	Int1: Fin: DNQ		I1-Fin:			
			Total:	Int1: Fin: DNQ					
50	MERIGHETTI Daniela	ITA	Run1:	Int1: 22.76 (24) Fin: 52.66 (24)		I1-Fin: 29.90 (32)		1.41 2.99	
			Run2:	Int1: 23.34 (24) Fin: 50.51 (23)		I1-Fin: 27.17 (21)		0.88 1.43	
			Total:	Int1: 1:16.00 (29) Fin: 1:43.17 (28)				3.14 3.56	
51	KASHIWAGI Kumiko	JPN	Run1:	Int1: 23.40 (42) Fin: 54.01 (40)		I1-Fin: 30.61 (45)		2.05 4.34	
			Run2:	Int1: Fin: DNQ		I1-Fin:			
			Total:	Int1: Fin: DNQ					
52	PEZZEDI Emmi	ITA	Run1:	Int1: 25.13 (55) Fin: 56.09 (49)		I1-Fin: 30.96 (48)		3.78 6.42	
			Run2:	Int1: Fin: DNQ		I1-Fin:			
			Total:	Int1: Fin: DNQ					
53	KILDOW Lindsey C.	USA	Run1:	Int1: 23.84 (50) Fin: DNF		I1-Fin:		2.49	
			Run2:	Int1: Fin: DNF		I1-Fin:			
			Total:	Int1: Fin: DNF					
54	FLEMMEN Andrine	NOR	Run1:	Int1: 23.53 (43) Fin: 54.11 (42)		I1-Fin: 30.58 (42)		2.18 4.44	
			Run2:	Int1: Fin: DNQ		I1-Fin:			
			Total:	Int1: Fin: DNQ					



FIS SKI WORLD CUP
1st LADIES SLALOM 2nd RUN
PERFORMANCE ANALYSIS 2



Number of Competitors: 58

Bib	Name	Nation	Positions			Partials			Difference
			Pos.	Time	Rank	Pos.	Time	Rank	Time
55	AUFDENBLATTEN Fraenzi	SUI	Run1:	Int1: 24.17 (52) Fin: DNF		I1-Fin:		2.82	
			Run2:	Int1: Fin: DNF		I1-Fin:			
			Total:	Int1: Fin: DNF					
56	BRIGHT Rowena	AUS	Run1:	Int1: 24.55 (54) Fin: 56.18 (50)		I1-Fin: 31.63 (51)		3.20 6.51	
			Run2:	Int1: Fin: DNQ		I1-Fin:			
			Total:	Int1: Fin: DNQ					
57	JELUSIC Ana	CRO	Run1:	Int1: 23.83 (49) Fin: 54.42 (45)		I1-Fin: 30.59 (43)		2.48 4.75	
			Run2:	Int1: Fin: DNQ		I1-Fin:			
			Total:	Int1: Fin: DNQ					
58	RUIZ CASTILLO Carolina	SPA	Run1:	Int1: 23.69 (46) Fin: 54.43 (46)		I1-Fin: 30.74 (46)		2.34 4.76	
			Run2:	Int1: Fin: DNQ		I1-Fin:			
			Total:	Int1: Fin: DNQ					

LEGEND									
Pos	Intermediate or Speed Position	DNQ	Did Not Qualify	DNF	Did Not Finish	DQ	Disqualified	Fin:	Finish
Total	First + Second Run	Int1:	Intermediate 1	Run2	Second Run	Run1	First Run		

FIS SKI WORLD CUP



FIS SKI WORLD CUP AFTER 1st LADIES SLALOM SLALOM FIS WCSL LIST

Number of Competitors: 59

23 NOV 2002 Park City (USA)

Rank	FIS Code	Name	Nation	1	Base	- X	+ Y	= WCSL-SL
1	195249	PEQUEGNOT Laure	FRA	50	677	68	50	659
2	505483	PAERSON Anja	SWE	18	540	54	18	504
3	535825	KOZNICK Kristina	USA	13	518	52	13	479
4	385022	KOSTELIC Janica	CRO	100	352	35	100	417
5	195377	PASCAL Christel	FRA	80	312	31	80	361
6	505084	NOWEN Ylva	SWE	-	378	38	-	340
7	515268	NEF Sonja	SUI	36	330	33	36	333
8	205636	BERGMANN Monika	GER	20	304	30	20	294
9	185140	POUTIAINEN Tanja	FIN	12	301	30	12	283
10	536481	SCHLEPER Sarah	USA	40	254	25	40	269
11	515370	OESTER Marlies	SUI	10	261	26	10	245
12	205378	ERTL Martina	GER	24	202	20	24	206
13	195215	VIDAL Vanessa	FRA	-	200	20	-	180
14	425051	ROGNMO-BAKKE Trine	NOR	14	177	18	14	173
15	55590	SCHILD Marlies	AUT	45	134	13	45	166
16	55302	EGGER Sabine	AUT	60	111	11	60	160
17	55388	RAICH Carina	AUT	-	154	15	-	139
18	185058	RAITA Henna	FIN	8	144	14	8	138
19	515092	GRUENENFELDER Corina	SUI	4	128	13	4	119
20	565097	PRETNAR Spela	SLO	-	126	13	-	113
21	55691	SPONRING Christine	AUT	-	119	12	-	107
22	425359	BERNTSEN Hedda	NOR	-	107	11	-	96
23	565004	BOKAL Natasa	SLO	2	87	9	2	80
23	705287	ZUZULOVA Veronika	SVK	-	89	9	-	80
25	295559	BIAVASCHI Elisabetta	ITA	-	82	8	-	74
26	295435	GIUS Nicole	ITA	29	49	5	29	73
27	205115	GERG Annemarie	GER	16	62	6	16	72
28	55069	GOETSCHL Renate	AUT	-	76	8	-	68
29	505187	OTTOSSON Anna	SWE	15	55	6	15	64
30	505271	EKMAN Susanne	SWE	22	44	4	22	62
31	565109	DOVZAN Alenka	SLO	-	60	6	-	54
31	415069	RIEGLER Claudia	NZE	11	48	5	11	54
33	385027	FLEISS Nika	CRO	26	22	2	26	46
34	305287	HIROI Noriyo	JPN	-	49	5	-	44
35	495065	RIENDA CONTRERAS M.	SPA	7	40	4	7	43

FIS SKI WORLD CUP



FIS SKI WORLD CUP AFTER 1st LADIES SLALOM SLALOM FIS WCSL LIST

Number of Competitors: 59

23 NOV 2002 Park City (USA)

Rank	FIS Code	Name	Nation	1	Base	- X	+ Y	= WCSL-SL
36	565207	DABIC Lea	SLO	5	41	4	5	42
36	45002	STEGGALL Zali	AUS	-	47	5	-	42
38	55690	HOSP Nicole	AUT	32	-	-	32	32
39	55759	KIRCHGASSER Michaela	AUT	-	32	3	-	29
40	105741	FORSYTH Allison	CAN	-	30	3	-	27
41	505260	HARGIN Janette	SWE	-	27	3	-	24
42	55136	KOELLERER Karin	AUT	-	26	3	-	23
43	106022	JANYK Britt	CAN	-	14	1	-	13
44	225018	CARRICK-ANDERSON E.	GBR	9	3	-	9	12
44	295445	KARBON Denise	ITA	-	13	1	-	12
44	106056	SIMARD Genevieve	CAN	-	13	1	-	12
47	505396	HARGIN Christine	SWE	-	12	1	-	11
47	565243	MAZE Tina	SLO	-	12	1	-	11
49	206001	RIESCH Maria	GER	-	10	1	-	9
49	55359	TRUPPE Karin	AUT	-	10	1	-	9
51	205716	HUBER-BRANDT Marina	GER	-	9	1	-	8
51	425458	VIKEN Line	NOR	-	9	1	-	8
53	295927	PLANATSCHER Maddalena	ITA	-	8	1	-	7
53	205736	WOLF Stefanie	GER	-	8	1	-	7
55	295738	BACHMANN Silke	ITA	-	7	1	-	6
55	537545	MANCUSO Julia	USA	6	-	-	6	6
57	55544	KNOR Petra	AUT	-	6	1	-	5
58	296008	MERIGHETTI Daniela	ITA	3	-	-	3	3
58	155047	ZAKOURILOVA Petra	CZE	-	3	-	-	3

Number of Competitors per Nation until 60th position

AUS : 1	AUT : 10	CAN : 3	CRO : 2	CZE : 1	FIN : 2
FRA : 3	GBR : 1	GER : 6	ITA : 6	JPN : 1	NOR : 3
NZE : 1	SLO : 5	SPA : 1	SUI : 3	SVK : 1	SWE : 6
USA : 3					

LEGEND

Base Last season WCSL points
X (Base / number of planned races in the current season) * number of completed races in the current season
Y WC points won in the current season
WCSL-SL World Cup Start List points for Slalom

23-11-2002 / Park City (USA) / 5422

Page 2/2

www.fis-ski.com

Generation Date: SAT 23 NOV 2002

Time: 13:42 Swatch Internet Time: @904

Document: 60A 1.0



FIS SKI WORLD CUP



FIS SKI WORLD CUP AFTER 1st LADIES SLALOM OVERALL FIS WCSL LIST

Number of Competitors: 134

Rank	FIS Code	Name	Nation	WCSL	DH	SL	GS	SG	K
1	55198	DORFMEISTER Michaela	AUT	1355	498 (2)	–	464 (2)	252 (4)	141 (3)
2	55069	GOETSCHL Renate	AUT	1088	468 (3)	68 (28)	30 (40)	242 (6)	280 (1)
3	385022	KOSTELIC Janica	CRO	998	15 (44)	417 (4)	234 (12)	152 (9)	180 (2)
4	205117	GERG Hilde	GER	950	462 (4)	–	38 (37)	400 (1)	50 (11)
5	505483	PAERSON Anja	SWE	932	–	504 (2)	428 (3)	–	–
6	515268	NEF Sonja	SUI	925	–	333 (7)	592 (1)	–	–
7	295588	KOSTNER Isolde	ITA	734	648 (1)	–	28 (43)	58 (24)	–
8	515098	REY BELLET Corinne	SUI	685	459 (5)	–	110 (21)	116 (15)	–
9	195249	PEQUEGNOT Laure	FRA	659	–	659 (1)	–	–	–
10	55212	MEISSNITZER Alexandra	AUT	606	13 (46)	–	275 (9)	298 (2)	20 (28)
11	195374	MONTILLET Carole	FRA	588	280 (9)	–	143 (16)	165 (8)	–
12	295342	PUTZER Karen	ITA	580	19 (40)	–	309 (6)	252 (4)	–
13	535825	KOZNICK Kristina	USA	566	–	479 (3)	87 (28)	–	–
14	505084	NOWEN Ylva	SWE	547	–	340 (6)	207 (14)	–	–
15	295136	CECCARELLI Daniela	ITA	538	201 (13)	–	9 (51)	258 (3)	70 (8)
16	55261	OBERMOSER Brigitte	AUT	526	242 (10)	–	103 (23)	99 (17)	82 (5)
17	185140	POUTIAINEN Tanja	FIN	506	–	283 (9)	223 (13)	–	–
18	55290	HEREGGER Selina	AUT	486	308 (8)	–	69 (29)	25 (34)	84 (4)
19	515409	BERTHOD Sylviane	SUI	454	382 (6)	–	–	72 (21)	–
20	205378	ERTL Martina	GER	442	17 (41)	206 (12)	38 (37)	121 (14)	60 (10)
21	195503	SUCHET Melanie	FRA	419	320 (7)	–	12 (49)	87 (18)	–
22	195377	PASCAL Christel	FRA	404	–	361 (5)	43 (35)	–	–
23	505083	WIBERG Pernilla	SWE	399	226 (11)	–	3 (62)	125 (12)	45 (14)
24	536481	SCHLEPER Sarah	USA	380	–	269 (10)	111 (20)	–	–
25	536473	LALIVE Caroline	USA	379	172 (15)	–	–	167 (7)	40 (17)
26	536138	CLARK Kirsten L	USA	375	175 (14)	–	61 (31)	139 (10)	–
27	425001	FLEMMEN Andrine	NOR	368	–	–	368 (4)	–	–
28	105741	FORSYTH Allison	CAN	330	–	27 (40)	303 (7)	–	–
29	515370	OESTER Marlies	SUI	325	–	245 (11)	30 (40)	–	50 (11)
30	505187	OTTOSSON Anna	SWE	322	–	64 (29)	258 (10)	–	–
31	55075	SCHUSTER Stefanie	AUT	321	112 (22)	–	6 (56)	137 (11)	66 (9)
32	425389	NILSEN Stina Hofgard	NOR	314	–	–	314 (5)	–	–
33	565243	MAZE Tina	SLO	308	–	11 (47)	297 (8)	–	–
34	205636	BERGMANN Monika	GER	294	–	294 (8)	–	–	–
35	55052	SCHNEIDER Tanja	AUT	293	132 (19)	–	39 (36)	122 (13)	–
36	205119	HALTMAYR Petra	GER	253	88 (24)	–	15 (47)	114 (16)	36 (20)

FIS SKI WORLD CUP




FIS SKI WORLD CUP AFTER 1st LADIES SLALOM OVERALL FIS WCSL LIST

Number of Competitors: 134

Rank	FIS Code	Name	Nation	WCSL	DH	SL	GS	SG	K
37	355002	HEEB-BATLINER Birgit	LIE	248	-	-	248 (11)	-	-
37	495065	RIENDA CONTRERAS M.	SPA	248	-	43 (35)	205 (15)	-	-
39	515348	BORGHI Catherine	SUI	243	159 (16)	-	-	5 (43)	79 (7)
40	105546	TURGEON Melanie	CAN	236	155 (17)	-	-	81 (20)	-
41	106056	SIMARD Genevieve	CAN	224	-	12 (44)	90 (27)	86 (19)	36 (20)
42	425077	MARKEN Ingeborg Helen	NOR	222	219 (12)	-	-	3 (46)	-
43	505260	HARGIN Janette	SWE	207	16 (43)	24 (41)	27 (44)	60 (23)	80 (6)
44	195215	VIDAL Vanessa	FRA	180	-	180 (13)	-	-	-
45	425051	ROGNMO-BAKKE Trine	NOR	173	-	173 (14)	-	-	-
46	55590	SCHILD Marlies	AUT	166	-	166 (15)	-	-	-
47	55313	ROHREGGER Eveline	AUT	164	-	-	126 (18)	38 (28)	-
48	55302	EGGER Sabine	AUT	160	-	160 (16)	-	-	-
49	565109	DOVZAN Alenka	SLO	156	-	54 (31)	102 (24)	-	-
50	515095	KUMMER Lilian	SUI	142	-	-	142 (17)	-	-
51	535505	GERETY Megan	USA	140	128 (20)	-	-	12 (36)	-
52	295463	BASSIS Patrizia	ITA	139	97 (23)	-	-	42 (26)	-
52	55388	RAICH Carina	AUT	139	-	139 (17)	-	-	-
54	185058	RAITA Henna	FIN	138	-	138 (18)	-	-	-
55	535503	STREET Picabo	USA	136	136 (18)	-	-	-	-
56	55690	HOSP Nicole	AUT	134	-	32 (38)	102 (24)	-	-
57	295435	GIUS Nicole	ITA	133	-	73 (26)	60 (32)	-	-
58	565097	PRETNAR Spela	SLO	132	-	113 (20)	19 (46)	-	-
59	205392	HAEUSL Regina	GER	129	128 (20)	-	-	1 (48)	-
60	536477	MENDES Jonna	USA	123	79 (26)	-	-	44 (25)	-
60	485062	ZELENSKAJA Warwara	RUS	123	56 (31)	-	-	67 (22)	-
62	515092	GRUENENFELDER Corina	SUI	119	-	119 (19)	-	-	-
62	55691	SPONRIG Christine	AUT	119	2 (54)	107 (21)	10 (50)	-	-
64	515573	AUFDENBLATTEN Fraenzi	SUI	116	-	-	116 (19)	-	-
65	105997	BRYDON Emily	CAN	113	72 (29)	-	-	12 (36)	29 (22)
66	295533	RECCHIA Lucia	ITA	112	84 (25)	-	-	28 (31)	-
67	55539	BERGER Silvia	AUT	107	-	-	107 (22)	-	-
67	537545	MANCUSO Julia	USA	107	48 (35)	6 (55)	-	9 (39)	44 (16)
67	295800	TAGLIABUE Elena	ITA	107	51 (33)	-	-	32 (30)	24 (26)
70	565037	SUHADOLC Mojca	SLO	106	73 (28)	-	-	33 (29)	-
71	55588	RUMPFHUBER Ingrid	AUT	105	78 (27)	-	-	27 (32)	-
72	106022	JANYK Britt	CAN	103	-	13 (43)	45 (34)	-	45 (14)

FIS SKI WORLD CUP



FIS SKI WORLD CUP AFTER 1st LADIES SLALOM OVERALL FIS WCSL LIST

Number of Competitors: 134

Rank	FIS Code	Name	Nation	WCSL	DH	SL	GS	SG	K
73	295738	BACHMANN Silke	ITA	101	–	6 (55)	95 (26)	–	–
74	425359	BERNTSEN Hedda	NOR	96	–	96 (22)	–	–	–
75	195671	JACQUEMOD Ingrid	FRA	87	72 (29)	–	–	15 (35)	–
76	55622	VIERTHALER Astrid	AUT	86	49 (34)	–	–	8 (41)	29 (22)
77	565004	BOKAL Natasa	SLO	80	–	80 (23)	–	–	–
77	705287	ZUZULOVA Veronika	SVK	80	–	80 (23)	–	–	–
79	205115	GERG Annemarie	GER	77	–	72 (27)	5 (59)	–	–
80	205820	HUBER Isabelle	GER	76	30 (37)	–	–	–	46 (13)
81	295559	BIAVASCHI Elisabetta	ITA	74	–	74 (25)	–	–	–
82	295927	PLANATSCHER Maddalena	ITA	71	–	7 (53)	64 (30)	–	–
83	537544	KILDOW Lindsey C.	USA	67	15 (44)	–	–	12 (36)	40 (17)
84	295445	KARBON Denise	ITA	66	–	12 (44)	54 (33)	–	–
85	535529	MONAHAN Kathleen	USA	64	23 (38)	–	–	41 (27)	–
86	505271	EKMAN Susanne	SWE	62	–	62 (30)	–	–	–
87	205043	BRAUNER Sibylle	GER	57	48 (35)	–	–	9 (39)	–
88	415069	RIEGLER Claudia	NZE	54	–	54 (31)	–	–	–
89	105662	LEFRANCOIS Anne Marie	CAN	53	53 (32)	–	–	–	–
90	385027	FLEISS Nika	CRO	46	–	46 (33)	–	–	–
91	305287	HIROI Noriyo	JPN	44	–	44 (34)	–	–	–
92	565207	DABIC Lea	SLO	42	–	42 (36)	–	–	–
92	45002	STEGGALL Zali	AUS	42	–	42 (36)	–	–	–
94	45053	JONES Alice	AUS	38	–	–	–	–	38 (19)
95	505632	LINDELL-VIKARBY Jessica	SWE	36	–	–	36 (39)	–	–
96	105859	BOUCHER Sara-Maude	CAN	33	3 (51)	–	–	4 (45)	26 (25)
96	45071	OWENS Jenny	AUS	33	4 (49)	–	–	–	29 (22)
98	495318	RUIZ CASTILLO Carolina	SPA	30	–	–	4 (61)	26 (33)	–
99	55759	KIRCHGASSER Michaela	AUT	29	–	29 (39)	–	–	–
99	295807	VIERIN Sonia	ITA	29	–	–	29 (42)	–	–
101	105903	PRCHAL Anna	CAN	28	–	–	6 (56)	–	22 (27)
102	195291	PELLAT-FINET Caroline	FRA	26	–	–	26 (45)	–	–
103	55136	KOELLERER Karin	AUT	23	–	23 (42)	–	–	–
104	565136	BRACUN Spela	SLO	20	20 (39)	–	–	–	–
105	225206	ALCOTT Chimene	GBR	18	–	–	–	–	18 (29)
105	206001	RIESCH Maria	GER	18	–	9 (49)	9 (51)	–	–
107	536479	POWERS Alison	USA	17	17 (41)	–	–	–	–
108	185118	KAHEYKOE Pia	FIN	15	–	–	–	–	15 (30)



FIS SKI WORLD CUP



FIS SKI WORLD CUP AFTER 1st LADIES SLALOM OVERALL FIS WCSL LIST

Number of Competitors: 134

Rank	FIS Code	Name	Nation	WCSL	DH	SL	GS	SG	K
108	355020	SCHAEDLER Tamara	LIE	15	–	–	–	–	15 (30)
110	495107	GALINDO SANTOLARIA Ana	SPA	14	–	–	14 (48)	–	–
111	225018	CARRICK-ANDERSON Emma	GBR	12	–	12 (44)	–	–	–
111	295449	KLEON Barbara	ITA	12	7 (47)	–	5 (59)	–	–
113	505396	HARGIN Christine	SWE	11	–	11 (47)	–	–	–
114	195868	MEILLEUR Karine	FRA	10	5 (48)	–	–	5 (43)	–
115	195273	SEKINO Fujiko	FRA	9	–	–	9 (51)	–	–
115	55359	TRUPPE Karin	AUT	9	–	9 (49)	–	–	–
117	515534	DICHT Erika	SUI	8	–	–	8 (54)	–	–
117	205716	HUBER-BRANDT Marina	GER	8	–	8 (51)	–	–	–
117	385032	JELUSIC Ana	CRO	8	–	–	8 (54)	–	–
117	425458	VIKEN Line	NOR	8	–	8 (51)	–	–	–
121	425022	FJELDAVLIE Merete	NOR	7	–	–	–	7 (42)	–
121	205736	WOLF Stefanie	GER	7	–	7 (53)	–	–	–
123	155333	HRSTKOVA Lucie	CZE	6	–	–	6 (56)	–	–
124	55544	KNOR Petra	AUT	5	–	5 (57)	–	–	–
125	515496	IMLIG Corinne	SUI	4	4 (49)	–	–	–	–
125	515403	MUELLER Tamara	SUI	4	3 (51)	–	–	1 (48)	–
127	55339	LECHNER Martina	AUT	3	–	–	–	3 (46)	–
127	296008	MERIGHETTI Daniela	ITA	3	–	3 (58)	–	–	–
127	55538	WIRTH Katja	AUT	3	3 (51)	–	–	–	–
127	155047	ZAKOURILOVA Petra	CZE	3	–	3 (58)	–	–	–
131	485217	ALIEVA Olesja	RUS	2	–	–	2 (63)	–	–
131	515478	ALPIGER Eila	SUI	2	2 (54)	–	–	–	–
131	515429	DUMERMUTH Monika	SUI	2	2 (54)	–	–	–	–
131	515560	SCHILD Martina	SUI	2	2 (54)	–	–	–	–

LEGEND

GS Giant Slalom points SG Super-G points DH Downhill points WCSL Overall points SL Slalom points
K Combined points

23-11-2002 / Park City (USA) / 5422

Page 4/4

www.fis-ski.com


Generation Date: SAT 23 NOV 2002

Time: 13:42 Swatch Internet Time: @904

Document: 60B 1.0



FIS SKI WORLD CUP



FIS SKI WORLD CUP AFTER 1st LADIES SLALOM SLALOM FIS WORLD CUP STANDINGS

Number of Competitors: 29

23 NOV 2002 Park City (USA)

Rank	FIS Code	Name	Nation	1	WC-SL	Diff.
1	385022	KOSTELIC Janica	CRO	100	100	
2	195377	PASCAL Christel	FRA	80	80	- 20
3	55302	EGGER Sabine	AUT	60	60	- 40
4	195249	PEQUEGNOT Laure	FRA	50	50	- 50
5	55590	SCHILD Marlies	AUT	45	45	- 55
6	536481	SCHLEPER Sarah	USA	40	40	- 60
7	515268	NEF Sonja	SUI	36	36	- 64
8	55690	HOSP Nicole	AUT	32	32	- 68
9	295435	GIUS Nicole	ITA	29	29	- 71
10	385027	FLEISS Nika	CRO	26	26	- 74
11	205378	ERTL Martina	GER	24	24	- 76
12	505271	EKMAN Susanne	SWE	22	22	- 78
13	205636	BERGMANN Monika	GER	20	20	- 80
14	505483	PAERSON Anja	SWE	18	18	- 82
15	205115	GERG Annemarie	GER	16	16	- 84
16	505187	OTTOSSON Anna	SWE	15	15	- 85
17	425051	ROGNMO-BAKKE Trine	NOR	14	14	- 86
18	535825	KOZNICK Kristina	USA	13	13	- 87
19	185140	POUTIAINEN Tanja	FIN	12	12	- 88
20	415069	RIEGLER Claudia	NZE	11	11	- 89
21	515370	OESTER Marlies	SUI	10	10	- 90
22	225018	CARRICK-ANDERSON E.	GBR	9	9	- 91
23	185058	RAITA Henna	FIN	8	8	- 92
24	495065	RIENDA CONTRERAS M.	SPA	7	7	- 93
25	537545	MANCUSO Julia	USA	6	6	- 94
26	565207	DABIC Lea	SLO	5	5	- 95
27	515092	GRUENEFELDER Corina	SUI	4	4	- 96
28	296008	MERIGHETTI Daniela	ITA	3	3	- 97
29	565004	BOKAL Natasa	SLO	2	2	- 98

LEGEND

WC-SL World Cup points for Slalom Diff. Points Difference

23-11-2002 / Park City (USA) / 5422

Page 1/1

www.fis-ski.com

Generation Date: SAT 23 NOV 2002

Time: 13:42 Swatch Internet Time: @904

Document: 25 1.0

swatch® 

FIS SKI WORLD CUP




FIS SKI WORLD CUP AFTER 1st LADIES SLALOM OVERALL FIS WORLD CUP STANDINGS

Number of Competitors: 57

Rank	FIS Code	Name	Nation	Points	DH	SL 1 race	GS 2 race	SG	K
1	385022	KOSTELIC Janica	CRO	184	–	100 (1)	84 (6)	–	–
2	55690	HOSP Nicole	AUT	132	–	32 (8)	100 (1)	–	–
3	515268	NEF Sonja	SUI	121	–	36 (7)	85 (5)	–	–
4	425001	FLEMMEN Andrine	NOR	100	–	–	100 (1)	–	–
4	355002	HEEB-BATLINER Birgit	LIE	100	–	–	100 (1)	–	–
4	565243	MAZE Tina	SLO	100	–	–	100 (1)	–	–
7	505483	PAERSON Anja	SWE	94	–	18 (14)	76 (8)	–	–
8	195377	PASCAL Christel	FRA	93	–	80 (2)	13 (32)	–	–
9	55212	MEISSNITZER Alexandra	AUT	80	–	–	80 (7)	–	–
10	505187	OTTOSSON Anna	SWE	75	–	15 (16)	60 (9)	–	–
11	495065	RIENDA CONTRERAS M.	SPA	66	–	7 (24)	59 (10)	–	–
12	55302	EGGER Sabine	AUT	60	–	60 (3)	–	–	–
12	536481	SCHLEPER Sarah	USA	60	–	40 (6)	20 (26)	–	–
14	295435	GIUS Nicole	ITA	55	–	29 (9)	26 (22)	–	–
15	425389	NILSEN Stina Hofgard	NOR	50	–	–	50 (11)	–	–
15	195249	PEQUEGNOT Laure	FRA	50	–	50 (4)	–	–	–
17	55539	BERGER Silvia	AUT	48	–	–	48 (12)	–	–
17	205378	ERTL Martina	GER	48	–	24 (11)	24 (24)	–	–
19	55590	SCHILD Marlies	AUT	45	–	45 (5)	–	–	–
20	185140	POUTIAINEN Tanja	FIN	41	–	12 (19)	29 (18)	–	–
21	505632	LINDELL-VIKARBY Jessica	SWE	36	–	–	36 (13)	–	–
21	195374	MONTILLET Carole	FRA	36	–	–	36 (13)	–	–
23	565109	DOVZAN Alenka	SLO	32	–	–	32 (15)	–	–
23	105741	FORSYTH Allison	CAN	32	–	–	32 (15)	–	–
23	55313	ROHREGGER Eveline	AUT	32	–	–	32 (15)	–	–
26	515573	AUFDENBLATTEN Fraenzi	SUI	29	–	–	29 (18)	–	–
26	55198	DORFMEISTER Michaela	AUT	29	–	–	29 (18)	–	–
26	295342	PUTZER Karen	ITA	29	–	–	29 (18)	–	–
29	385027	FLEISS Nika	CRO	26	–	26 (10)	–	–	–
29	106022	JANYK Britt	CAN	26	–	–	26 (22)	–	–
29	515370	OESTER Marlies	SUI	26	–	10 (21)	16 (29)	–	–
32	535825	KOZNICK Kristina	USA	25	–	13 (18)	12 (33)	–	–
33	536138	CLARK Kirsten L	USA	23	–	–	23 (25)	–	–
34	505271	EKMAN Susanne	SWE	22	–	22 (12)	–	–	–
35	205636	BERGMANN Monika	GER	20	–	20 (13)	–	–	–
35	55261	OBERMOSER Brigitte	AUT	20	–	–	20 (26)	–	–

FIS SKI WORLD CUP



FIS SKI WORLD CUP AFTER 1st LADIES SLALOM OVERALL FIS WORLD CUP STANDINGS

Number of Competitors: 57

Rank	FIS Code	Name	Nation	Points	DH	SL 1 race	GS 2 race	SG	K
35	106056	SIMARD Genevieve	CAN	20	-	-	20 (26)	-	-
38	205115	GERG Annemarie	GER	16	-	16 (15)	-	-	-
39	295927	PLANATSCHER Maddalena	ITA	15	-	-	15 (30)	-	-
40	205117	GERG Hilde	GER	14	-	-	14 (31)	-	-
40	425051	ROGNMO-BAKKE Trine	NOR	14	-	14 (17)	-	-	-
42	415069	RIEGLER Claudia	NZE	11	-	11 (20)	-	-	-
43	225018	CARRICK-ANDERSON Emma	GBR	9	-	9 (22)	-	-	-
43	295136	CECCARELLI Daniela	ITA	9	-	-	9 (34)	-	-
45	515534	DICHT Erika	SUI	8	-	-	8 (35)	-	-
45	385032	JELUSIC Ana	CRO	8	-	-	8 (35)	-	-
45	185058	RAITA Henna	FIN	8	-	8 (23)	-	-	-
48	537545	MANCUSO Julia	USA	6	-	6 (25)	-	-	-
48	55052	SCHNEIDER Tanja	AUT	6	-	-	6 (37)	-	-
50	565207	DABIC Lea	SLO	5	-	5 (26)	-	-	-
51	515092	GRUENENFELDER Corina	SUI	4	-	4 (27)	-	-	-
51	495318	RUIZ CASTILLO Carolina	SPA	4	-	-	4 (38)	-	-
53	495107	GALINDO SANTOLARIA Ana	SPA	3	-	-	3 (39)	-	-
53	296008	MERIGHETTI Daniela	ITA	3	-	3 (28)	-	-	-
55	485217	ALIEVA Olesja	RUS	2	-	-	2 (40)	-	-
55	565004	BOKAL Natasa	SLO	2	-	2 (29)	-	-	-
55	565097	PRETNAR Spela	SLO	2	-	-	2 (40)	-	-

LEGEND									
GS	Giant Slalom points	SG	Super-G points	DH	Downhill points	Points	Overall points	SL	Slalom points
K	Combined points								

23-11-2002 / Park City (USA) / 5422

Page 2/2

www.fis-ski.com

Generation Date: SAT 23 NOV 2002

Time: 13:42 Swatch Internet Time: @904

Document: 25 1.0



FIS SKI WORLD CUP




FIS SKI WORLD CUP AFTER 1st LADIES SLALOM WOMEN FIS NATION CUP

Number of Nations: 17

Place	Nation	Points	Diff.	DH	SL	GS	SG	K
1	AUT Austria	452		-	137	315	-	-
2	SWE Sweden	227	- 225	-	55	172	-	-
3	CRO Croatia	218	- 234	-	126	92	-	-
4	SUI Switzerland	188	- 264	-	50	138	-	-
5	FRA France	179	- 273	-	130	49	-	-
6	NOR Norway	164	- 288	-	14	150	-	-
7	SLO Slovenia	141	- 311	-	7	134	-	-
8	USA United States of America	114	- 338	-	59	55	-	-
9	ITA Italy	111	- 341	-	32	79	-	-
10	LIE Liechtenstein	100	- 352	-	-	100	-	-
11	GER Germany	98	- 354	-	60	38	-	-
12	CAN Canada	78	- 374	-	-	78	-	-
13	ESP Spain	73	- 379	-	7	66	-	-
14	FIN Finland	49	- 403	-	20	29	-	-
15	NZL New Zealand	11	- 441	-	11	-	-	-
16	GBR Great Britain	9	- 443	-	9	-	-	-
17	RUS Russian Federation	2	- 450	-	-	2	-	-

FIS SKI WORLD CUP



FIS SKI WORLD CUP AFTER 1st LADIES SLALOM FIS OVERALL NATION CUP

Number of Nations: 17

Place	Nation	Overall			DH Points			SL Points			GS Points			SG Points			K Points		
		M+W	M	W	M+W	M	W	M+W	M	W	M+W	M	W	M+W	M	W	M+W	M	W
1	AUT	921	469	452	-	-	-	137	-	137	784	469	315	-	-	-	-	-	-
2	SUI	489	301	188	-	-	-	50	-	50	439	301	138	-	-	-	-	-	-
3	FRA	335	156	179	-	-	-	130	-	130	205	156	49	-	-	-	-	-	-
4	SWE	307	80	227	-	-	-	55	-	55	252	80	172	-	-	-	-	-	-
5	ITA	279	168	111	-	-	-	32	-	32	247	168	79	-	-	-	-	-	-
6	NOR	241	77	164	-	-	-	14	-	14	227	77	150	-	-	-	-	-	-
7	CRO	223	5	218	-	-	-	126	-	126	97	5	92	-	-	-	-	-	-
8	USA	217	103	114	-	-	-	59	-	59	158	103	55	-	-	-	-	-	-
9	SLO	169	28	141	-	-	-	7	-	7	162	28	134	-	-	-	-	-	-
10	CAN	115	37	78	-	-	-	-	-	-	115	37	78	-	-	-	-	-	-
11	LIE	112	12	100	-	-	-	-	-	-	112	12	100	-	-	-	-	-	-
12	GER	98	-	98	-	-	-	60	-	60	38	-	38	-	-	-	-	-	-
13	ESP	73	-	73	-	-	-	7	-	7	66	-	66	-	-	-	-	-	-
14	FIN	55	6	49	-	-	-	20	-	20	35	6	29	-	-	-	-	-	-
15	NZL	11	-	11	-	-	-	11	-	11	-	-	-	-	-	-	-	-	-
16	GBR	9	-	9	-	-	-	9	-	9	-	-	-	-	-	-	-	-	-
17	RUS	2	-	2	-	-	-	-	-	-	2	-	2	-	-	-	-	-	-