



FIS SKI WORLD CUP
1st LADIES SUPER-G
LIST OF COMPETITORS BY FIS POINTS



Number of Competitors: 60

FIS Code	Name	Nation	FIS Points
205117	GERG Hilde	GER	0.00
55212	MEISSNITZER Alexandra	AUT	1.66
295136	CECCARELLI Daniela	ITA	2.31
55198	DORFMEISTER Michaela	AUT	2.41
295342	PUTZER Karen	ITA	2.41
536473	LALIVE Caroline	USA	3.79
195374	MONTILLET Carole	FRA	3.83
385022	KOSTELIC Janica	CRO	4.04
536138	CLARK Kirsten L	USA	4.25
55052	SCHNEIDER Tanja	AUT	4.53
205378	ERTL Martina	GER	4.54
515098	REY BELLET Corinne	SUI	4.62
205119	HALTMAYR Petra	GER	4.66
55261	OBERMOSER Brigitte	AUT	4.90
195503	SUCHET Melanie	FRA	5.09
106056	SIMARD Genevieve	CAN	5.11
105546	TURGEON Melanie	CAN	5.19
515409	BERTHOD Sylviane	SUI	5.34
295588	KOSTNER Isolde	ITA	5.57
536477	MENDES Jonna	USA	5.79
295463	BASSIS Patrizia	ITA	5.83
535529	MONAHAN Kathleen	USA	5.84
55313	ROHREGGER Eveline	AUT	5.89
565037	SUHADOLC Mojca	SLO	5.97
295800	TAGLIABUE Elena	ITA	5.99
105997	BRYDON Emily	CAN	6.00
537545	MANCUSO Julia	USA	10.28
55596	WILHELM Kathrin	AUT	10.42
55588	RUMPFHUBER Ingrid	AUT	14.17
195671	JACQUEMOD Ingrid	FRA	14.33
515403	MUELLER Tamara	SUI	14.42
55538	WIRTH Katja	AUT	14.81
515560	SCHILD Martina	SUI	17.32
206001	RIESCH Maria	GER	17.68
295533	RECCHIA Lucia	ITA	18.59
55339	LECHNER Martina	AUT	19.87



FIS SKI WORLD CUP
1st LADIES SUPER-G
LIST OF COMPETITORS BY FIS POINTS



Number of Competitors: 60

FIS Code	Name	Nation	FIS Points
495318	RUIZ CASTILLO Carolina	SPA	20.31
515429	DUMERMUTH Monika	SUI	20.38
55290	HEREGGER Selina	AUT	21.11
55539	BERGER Silvia	AUT	22.17
515348	BORCHI Catherine	SUI	24.53
195868	MEILLEUR Karine	FRA	25.98
205820	HUBER Isabelle	GER	27.36
536884	LUDLOW Libby	USA	28.58
537446	MCCARTY Bryna	USA	29.13
515170	STYGER Nadia	SUI	30.55
195273	SEKINO Fujiko	FRA	30.82
106022	JANYK Britt	CAN	30.82
205392	HAEUSL Regina	GER	31.15
565243	MAZE Tina	SLO	32.87
537544	KILDOW Lindsey C.	USA	33.34
485217	ALIEVA Olesja	RUS	33.88
106402	VANDERBEEK Kelly	CAN	34.45
106593	SPLAWINSKI Sophie	CAN	36.78
106319	RISLER Christina	CAN	39.85
485314	POPKOVA Anastasij	RUS	40.45
296259	MOELGG Manuela	ITA	42.42
35079	SIMARI BIRKNER Maria Belen	ARG	55.48
35089	SIMARI BIRKNER Macarena	ARG	58.49
505483	PAERSON Anja	SWE	60.33



FIS SKI WORLD CUP
1st LADIES SUPER-G
ALPHABETICAL LIST OF COMPETITORS



Number of Competitors: 60

Nation	FIS Code	Name	FIS Points (October 2002 List)			
			DH	SL	GS	SG
ARG	35089	SIMARI BIRKNER Macarena	53.35 (166)	43.73 (297)	52.92 (466)	58.49 (227)
	35079	SIMARI BIRKNER Maria Belen	59.45 (192)	49.09 (369)	26.64 (159)	55.48 (208)
AUT	55539	BERGER Silvia	24.48 (73)	55.13 (457)	5.85 (28)	22.17 (53)
	55198	DORFMEISTER Michaela	1.56 (2)	33.28 (179)	0.94 (2)	2.41 (4)
	55290	HEREGGER Selina	3.54 (8)	46.45 (331)	5.73 (27)	21.11 (50)
	55339	LECHNER Martina	34.01 (97)	50.01 (381)	11.28 (41)	19.87 (45)
	55212	MEISSNITZER Alexandra	16.65 (56)	63.90 (590)	4.08 (11)	1.66 (2)
	55261	OBERMOSER Brigitte	4.22 (10)	63.16 (580)	5.54 (23)	4.90 (17)
	55313	ROHREGGER Eveline	40.30 (114)	32.00 (169)	5.40 (20)	5.89 (28)
	55588	RUMPFHUBER Ingrid	5.93 (27)	51.95 (416)	27.69 (167)	14.17 (36)
	55052	SCHNEIDER Tanja	5.37 (19)	–	7.84 (33)	4.53 (13)
	55596	WILHELM Kathrin	16.01 (51)	52.83 (430)	18.68 (83)	10.42 (34)
55538	WIRTH Katja	17.10 (58)	39.57 (250)	22.90 (121)	14.81 (39)	
CAN	105997	BRYDON Emily	5.99 (29)	13.48 (45)	26.57 (157)	6.00 (31)
	106022	JANYK Britt	92.94 (309)	19.07 (69)	11.08 (39)	30.82 (86)
	106319	RISLER Christina	40.53 (115)	82.11 (932)	36.21 (243)	39.85 (125)
	106056	SIMARD Genevieve	32.32 (95)	12.39 (42)	5.71 (25)	5.11 (19)
	106593	SPLAWINSKI Sophie	43.19 (127)	32.80 (176)	22.46 (117)	36.78 (108)
	105546	TURGEON Melanie	5.13 (17)	60.71 (539)	71.82 (807)	5.19 (20)
	106402	VANDERBEEK Kelly	33.75 (96)	36.29 (207)	14.89 (61)	34.45 (97)
CRO	385022	KOSTELIC Janica	11.51 (39)	3.10 (5)	4.67 (13)	4.04 (9)
FRA	195671	JACQUEMOD Ingrid	5.99 (29)	104.80 (1357)	20.85 (99)	14.33 (37)
	195868	MEILLEUR Karine	21.47 (68)	143.50 (1938)	60.75 (593)	25.98 (64)
	195374	MONTILLET Carole	3.83 (9)	174.08 (2291)	5.23 (18)	3.83 (8)
	195273	SEKINO Fujiko	27.29 (81)	140.50 (1890)	14.82 (57)	30.82 (86)
	195503	SUCHET Melanie	3.41 (7)	–	18.87 (88)	5.09 (18)
GER	205378	ERTL Martina	16.01 (51)	4.53 (12)	13.43 (55)	4.54 (14)
	205117	GERG Hilde	1.93 (4)	36.82 (213)	16.08 (67)	0.00 (1)
	205392	HAEUSL Regina	5.41 (20)	164.38 (2192)	60.40 (588)	31.15 (88)
	205119	HALTMAYR Petra	5.82 (24)	47.62 (346)	17.30 (72)	4.66 (16)
	205820	HUBER Isabelle	12.77 (44)	51.70 (412)	46.20 (371)	27.36 (70)



FIS SKI WORLD CUP
1st LADIES SUPER-G
ALPHABETICAL LIST OF COMPETITORS



Number of Competitors: 60

Nation	FIS Code	Name	FIS Points (October 2002 List)							
			DH		SL		GS		SG	
GER	206001	RIESCH Maria	7.58	(33)	10.37	(35)	12.32	(52)	17.68	(41)
ITA	295463	BASSIS Patrizia	5.73	(23)	118.25	(1576)	52.97	(469)	5.83	(26)
	295136	CECCARELLI Daniela	4.65	(13)	71.47	(730)	17.57	(75)	2.31	(3)
	295588	KOSTNER Isolde	0.00	(1)	–		14.10	(56)	5.57	(24)
	296259	MOELGG Manuela	47.14	(141)	17.88	(66)	12.23	(50)	42.42	(142)
	295342	PUTZER Karen	12.45	(43)	46.19	(330)	2.97	(4)	2.41	(4)
	295533	RECCHIA Lucia	5.87	(25)	78.61	(863)	61.84	(617)	18.59	(43)
	295800	TAGLIABUE Elena	8.39	(35)	83.13	(952)	76.76	(905)	5.99	(30)
RUS	485217	ALIEVA Olesja	22.24	(70)	194.96	(2473)	18.82	(87)	33.88	(95)
	485314	POPKOVA Anastasij	27.31	(83)	–		26.23	(151)	40.45	(130)
SLO	565243	MAZE Tina	83.83	(270)	20.74	(77)	4.06	(10)	32.87	(93)
	565037	SUHADOLC Mojca	5.98	(28)	256.55	(2770)	38.49	(271)	5.97	(29)
SPA	495318	RUIZ CASTILLO Carolina	45.10	(134)	36.46	(210)	14.85	(59)	20.31	(47)
SUI	515409	BERTHOD Sylviane	2.77	(6)	138.19	(1856)	29.58	(181)	5.34	(21)
	515348	BORCHI Catherine	5.09	(16)	39.09	(234)	39.52	(283)	24.53	(61)
	515429	DUMERMUTH Monika	17.44	(59)	125.19	(1676)	19.58	(93)	20.38	(48)
	515403	MUELLER Tamara	11.98	(42)	41.78	(274)	17.68	(77)	14.42	(38)
	515098	REY BELLET Corinne	1.97	(5)	34.29	(191)	5.20	(17)	4.62	(15)
	515560	SCHILD Martina	18.91	(62)	107.96	(1415)	23.57	(125)	17.32	(40)
	515170	STYGER Nadia	39.08	(107)	53.99	(442)	12.31	(51)	30.55	(85)
SWE	505483	PAERSON Anja	143.58	(539)	1.31	(2)	2.03	(3)	60.33	(250)
USA	536138	CLARK Kirsten L	4.92	(14)	76.58	(815)	6.00	(31)	4.25	(10)
	537544	KILDOW Lindsey C.	18.37	(61)	28.38	(130)	29.46	(179)	33.34	(94)
	536473	LALIVE Caroline	4.95	(15)	23.64	(95)	15.93	(66)	3.79	(7)
	536884	LUDLOW Libby	42.76	(126)	116.17	(1540)	30.84	(190)	28.58	(74)
	537545	MANCUSO Julia	7.92	(34)	19.03	(68)	17.39	(73)	10.28	(33)
	537446	MCCARTY Bryna	39.82	(113)	72.73	(747)	43.30	(334)	29.13	(77)
	536477	MENDES Jonna	5.92	(26)	62.45	(564)	20.46	(98)	5.79	(25)
	535529	MONAHAN Kathleen	14.93	(49)	87.47	(1017)	58.73	(561)	5.84	(27)

LEGEND			
DH Downhill	SL Slalom	GS Giant Slalom	SG Super-G



FIS SKI WORLD CUP
1st LADIES SUPER-G
START LIST

**Jury**

TD FIS	G. WILLIAMSON	CAN
Referee	K. HOCH	FIS
Assistant Referee	J. TISCHHAUSER	FIS
Chief of Race	J. HANCOCK	USA

Technical Data

Course Name	Ruthie's Run
Start Altitude	3058 m
Finish Altitude	2484 m
Vertical Drop	574 m
Course Length	1764 m
Homologation Number	6838/10/02

Race Information

Course Setter	C. PRNER	SWE
Number of Gates	38	
Turning Gates	33	
Start Time	10:30	

Forerunners	A - A. POWERS	USA	E - C. CICCONE	USA
	B - K. BYBEE	USA	F - M. HUGHES	USA
	C - L. VAN NESS	USA	G - C. JENICK	USA
	D - R. ROOSEVELT	USA	H - N. ASOIAN	USA

Number of Competitors: 60

Bib	FIS Code	Name	Year of Birth	Nation	Time	Ski
1	195671	JACQUEMOD Ingrid	1978	FRA	_____	SA
2	495318	RUIZ CASTILLO Carolina	1981	SPA	_____	DY
3	55588	RUMPFHUBER Ingrid	1981	AUT	_____	FI
4	295533	RECCHIA Lucia	1980	ITA	_____	
5	295800	TAGLIABUE Elena	1977	ITA	_____	RO
6	565037	SUHADOLC Mojca	1975	SLO	_____	RO
7	55313	ROHREGGER Eveline	1977	AUT	_____	NO
8	535529	MONAHAN Kathleen	1972	USA	_____	DY
9	295463	BASSIS Patrizia	1973	ITA	_____	FI
10	536477	MENDES Jonna	1979	USA	_____	FI
11	105546	TURGEON Melanie	1976	CAN	_____	SA
12	106056	SIMARD Genevieve	1980	CAN	_____	RO
13	55290	HEREGGER Selina	1977	AUT	_____	FI
14	295588	KOSTNER Isolde	1975	ITA	_____	FI
15	515409	BERTHOD Sylviane	1977	SUI	_____	SA
16	195503	SUCHET Melanie	1976	FRA	_____	SA
17	55261	OBERMOSER Brigitte	1976	AUT	_____	BL
18	205119	HALTMAYR Petra	1975	GER	_____	VK
19	515098	REY BELLET Corinne	1972	SUI	_____	DY
20	205378	ERTL Martina	1973	GER	_____	RO



FIS SKI WORLD CUP
1st LADIES SUPER-G
START LIST



Number of Competitors: 60

Bib	FIS Code	Name	Year of Birth	Nation	Time	Ski
21	55052	SCHNEIDER Tanja	1974	AUT	_____	BL
22	536138	CLARK Kirsten L	1977	USA	_____	FI
23	385022	KOSTELIC Janica	1982	CRO	_____	SA
24	195374	MONTILLET Carole	1973	FRA	_____	RO
25	536473	LALIVE Caroline	1979	USA	_____	SA
26	295342	PUTZER Karen	1978	ITA	_____	RO
27	55198	DORFMEISTER Michaela	1973	AUT	_____	BL
28	295136	CECCARELLI Daniela	1975	ITA	_____	DY
29	55212	MEISSNITZER Alexandra	1973	AUT	_____	VK
30	205117	GERG Hilde	1975	GER	_____	VK
31	505483	PAERSON Anja	1981	SWE	_____	SA
32	105997	BRYDON Emily	1980	CAN	_____	SA
33	537545	MANCUSO Julia	1984	USA	_____	RO
34	55596	WILHELM Kathrin	1981	AUT	_____	VK
35	515403	MUELLER Tamara	1977	SUI	_____	RO
36	55538	WIRTH Katja	1980	AUT	_____	BL
37	515560	SCHILD Martina	1981	SUI	_____	VK
38	206001	RIESCH Maria	1984	GER	_____	HE
39	55339	LECHNER Martina	1978	AUT	_____	BL
40	515429	DUMERMUTH Monika	1977	SUI	_____	FI
41	55539	BERGER Silvia	1980	AUT	_____	FI
42	515348	BORGHI Catherine	1976	SUI	_____	FI
43	195868	MEILLEUR Karine	1980	FRA	_____	RO
44	205820	HUBER Isabelle	1981	GER	_____	RO
45	536884	LUDLOW Libby	1981	USA	_____	SA
46	537446	MCCARTY Bryna	1983	USA	_____	SA
47	515170	STYGER Nadia	1978	SUI	_____	SA
48	195273	SEKINO Fujiko	1975	FRA	_____	DY
49	106022	JANYK Britt	1980	CAN	_____	SA
50	205392	HAEUSL Regina	1973	GER	_____	SA
51	565243	MAZE Tina	1983	SLO	_____	RO
52	537544	KILDOW Lindsey C.	1984	USA	_____	RO
53	485217	ALIEVA Olesja	1977	RUS	_____	FI
54	106402	VANDERBEEK Kelly	1983	CAN	_____	VK
55	106593	SPLAWINSKI Sophie	1985	CAN	_____	SA
56	106319	RISLER Christina	1983	CAN	_____	DY
57	485314	POPKOVA Anastasij	1982	RUS	_____	FI
58	296259	MOELGG Manuela	1983	ITA	_____	FI
59	35079	SIMARI BIRKNER Maria Belen	1982	ARG	_____	RO
60	35089	SIMARI BIRKNER Macarena	1984	ARG	_____	RO

AT : ATOMIC
EL : ELAN
NO : NORDICA
ST : STÖCKLI

BL : BLIZZARD
FI : FISCHER
RO : ROSSIGNOL
VK : VÖLKL

DY : DYNASTAR
HE : HEAD
SA : SALOMON



FIS SKI WORLD CUP
1st LADIES SUPER-G
OFFICIAL RESULTS

**Jury**

TD FIS	G. WILLIAMSON	CAN
Referee	K. HOCH	FIS
Assistant Referee	J. TISCHHAUSER	FIS
Chief of Race	J. HANCOCK	USA

Technical Data

Course Name	Ruthie's Run
Start Altitude	3058 m
Finish Altitude	2484 m
Vertical Drop	574 m
Course Length	1764 m
Homologation Number	6838/10/02

Race Information

Course Setter	C. PERNER	SWE
Number of Gates	38	
Turning Gates	33	
Start Time	10:30	

Forerunners	A - A. POWERS	USA	E - C. CICCONE	USA
	B - K. BYBEE	USA	F - M. HUGHES	USA
	C - L. VAN NESS	USA	G - C. JENICK	USA
	D - R. ROOSEVELT	USA	H - N. ASOIAN	USA

Weather: Sunny **Snow:** Hard **Temperature – Start:** -1 °C **Finish:** 1 °C **F-factor:** 980

Number of Competitors: 60

Rank	Bib	FIS Code	Name	Nation	Time	Diff.	Race Points	Ski
1	30	205117	GERG Hilde	GER	1:17.89		0.00	VK
2	23	385022	KOSTELIC Janica	CRO	1:17.95	0.06	0.75	SA
3	14	295588	KOSTNER Isolde	ITA	1:18.00	0.11	1.38	FI
4	22	536138	CLARK Kirsten L	USA	1:18.06	0.17	2.14	FI
5	19	515098	REY BELLET Corinne	SUI	1:18.15	0.26	3.27	DY
6	26	295342	PUTZER Karen	ITA	1:18.22	0.33	4.15	RO
7	27	55198	DORFMEISTER Michaela	AUT	1:18.28	0.39	4.91	BL
8	20	205378	ERTL Martina	GER	1:18.30	0.41	5.16	RO
9	25	536473	LALIVE Caroline	USA	1:18.49	0.60	7.55	SA
10	10	536477	MENDES Jonna	USA	1:18.61	0.72	9.06	FI
11	28	295136	CECCARELLI Daniela	ITA	1:18.93	1.04	13.09	DY
12	6	565037	SUHADOLC Mojca	SLO	1:18.99	1.10	13.84	RO
13	15	515409	BERTHOD Sylviane	SUI	1:19.07	1.18	14.85	SA
14	24	195374	MONTILLET Carole	FRA	1:19.11	1.22	15.35	RO
15	1	195671	JACQUEMOD Ingrid	FRA	1:19.14	1.25	15.73	SA

#385 _____



FIS SKI WORLD CUP
1st LADIES SUPER-G
OFFICIAL RESULTS



Number of Competitors: 60

Rank	Bib	FIS Code	Name	Nation	Time	Diff.	Race Points	Ski
16	7	55313	ROHREGGER Eveline	AUT	1:19.17	1.28	16.10	NO
17	33	537545	MANCUSO Julia	USA	1:19.29	1.40	17.61	RO
18	41	55539	BERGER Silvia	AUT	1:19.31	1.42	17.87	FI
18	11	105546	TURGEON Melanie	CAN	1:19.31	1.42	17.87	SA
20	21	55052	SCHNEIDER Tanja	AUT	1:19.64	1.75	22.02	BL
21	50	205392	HAEUSL Regina	GER	1:19.88	1.99	25.04	SA
22	40	515429	DUMERMUTH Monika	SUI	1:20.02	2.13	26.80	FI
23	31	505483	PAERSON Anja	SWE	1:20.13	2.24	28.18	SA
24	17	55261	OBERMOSER Brigitte	AUT	1:20.17	2.28	28.69	BL
25	9	295463	BASSIS Patrizia	ITA	1:20.19	2.30	28.94	FI
26	35	515403	MUELLER Tamara	SUI	1:20.28	2.39	30.07	RO
26	34	55596	WILHELM Kathrin	AUT	1:20.28	2.39	30.07	VK
28	13	55290	HEREGGER Selina	AUT	1:20.36	2.47	31.08	FI
29	45	536884	LUDLOW Libby	USA	1:20.39	2.50	31.45	SA
30	58	296259	MOELGG Manuela	ITA	1:20.40	2.51	31.58	FI
31	8	535529	MONAHAN Kathleen	USA	1:20.58	2.69	33.85	DY
32	12	106056	SIMARD Genevieve	CAN	1:20.81	2.92	36.74	RO
33	3	55588	RUMPFHUBER Ingrid	AUT	1:21.16	3.27	41.14	FI
34	53	485217	ALIEVA Olesja	RUS	1:21.35	3.46	43.53	FI
35	43	195868	MEILLEUR Karine	FRA	1:21.89	4.00	50.33	RO
36	44	205820	HUBER Isabelle	GER	1:22.38	4.49	56.49	RO
37	49	106022	JANYK Britt	CAN	1:22.70	4.81	60.52	SA
38	57	485314	POPKOVA Anastasij	RUS	1:22.82	4.93	62.03	FI
39	55	106593	SPLAWINSKI Sophie	CAN	1:23.86	5.97	75.11	SA
40	54	106402	VANDERBEEK Kelly	CAN	1:23.89	6.00	75.49	VK

DID NOT START: 2 competitors

59	35079	SIMARI BIRKNER Maria Belen	ARG					RO
60	35089	SIMARI BIRKNER Macarena	ARG					RO

DID NOT FINISH: 16 competitors

4	295533	RECCHIA Lucia	ITA					VK
5	295800	TAGLIABUE Elena	ITA					RO
18	205119	HALTMAYR Petra	GER					VK
29	55212	MEISSNITZER Alexandra	AUT					VK
32	105997	BRYDON Emily	CAN					SA
36	55538	WIRTH Katja	AUT					BL
37	515560	SCHILD Martina	SUI					VK
38	206001	RIESCH Maria	GER					HE
39	55339	LECHNER Martina	AUT					BL
42	515348	BORGHINI Catherine	SUI					FI
46	537446	MCCARTY Bryna	USA					DY
47	515170	STYGER Nadia	SUI					SA
48	195273	SEKINO Fujiko	FRA					DY
51	565243	MAZE Tina	SLO					RO
52	537544	KILDOW Lindsey C.	USA					RO

#385 _____



FIS SKI WORLD CUP
1st LADIES SUPER-G
OFFICIAL RESULTS



Number of Competitors: 60

Rank	Bib	FIS Code	Name	Nation	Time	Diff.	Race Points	Ski
	56	106319	RISLER Christina	CAN				DY

DISQUALIFIED: 2 competitors

	2	495318	RUIZ CASTILLO Carolina	SPA	Gate 38	Rule 629.3		DY
	16	195503	SUCHET Melanie	FRA	Gate 38	Rule 629.3		SA

AT : ATOMIC	BL : BLIZZARD	DY : DYNASTAR
EL : ELAN	FI : FISCHER	HE : HEAD
NO : NORDICA	RO : ROSSIGNOL	SA : SALOMON
ST : STÖCKLI	VK : VÖLKL	

Reason for disqualification:

629.3 Does not pass through a gate correctly (art. 661.4)

Technical Delegate:
G. WILLIAMSON (CAN) #385



FIS SKI WORLD CUP
1st LADIES SUPER-G
PENALTY CALCULATION



Best 10 at Finish

Rank	Bib	FIS Code	Name	Nation	FIS Points	Best 5	Race Points
1	30	205117	GERG Hilde	GER	0.00	0.00	0.00
2	23	385022	KOSTELIC Janica	CRO	4.04	4.04	0.75
3	14	295588	KOSTNER Isolde	ITA	5.57		
4	22	536138	CLARK Kirsten L	USA	4.25		
5	19	515098	REY BELLET Corinne	SUI	4.62		
6	26	295342	PUTZER Karen	ITA	2.41	2.41	4.15
7	27	55198	DORFMEISTER Michaela	AUT	2.41	2.41	4.91
8	20	205378	ERTL Martina	GER	4.54		
9	25	536473	LALIVE Caroline	USA	3.79	3.79	7.55
10	10	536477	MENDES Jonna	USA	5.79		

Best 5 FIS Points at Start

Rank	Bib	FIS Code	Name	Nation	FIS Points
1	30	205117	GERG Hilde	GER	0.00
DNF	29	55212	MEISSNITZER Alexandra	AUT	1.66
11	28	295136	CECCARELLI Daniela	ITA	2.31
6	26	295342	PUTZER Karen	ITA	2.41
7	27	55198	DORFMEISTER Michaela	AUT	2.41

TOTALS:		
FIS Points of Best 5 at Start (B)	<u>8.79</u>	
FIS Points of Best at Finish in Top 10 (A)		<u>12.65</u>
Race Points of Corresponding Competitors (C)		<u>17.36</u>
Calculated Penalty (A+B-C) : 10 =>	0.408	
Rounded	0.41	
Correction Value (Z)	-5.38	
Penalty Applied	0.00	

Technical Delegate:
G. WILLIAMSON (CAN) #385

LEGEND
DNF Did Not Finish



FIS SKI WORLD CUP
1st LADIES SUPER-G
PERFORMANCE ANALYSIS 1



Number of Competitors: 40

Rank	Bib	Name	Nation	Positions			Partials			Difference		Speed		
				Pos.	Time	Rank	Pos.	Time	Rank	Time	Dist(m)	Pos.	Km/h	Rank
1	30	GERG Hilde	GER	Int1: 31.87 (8) Int2: 57.42 (11) Fin: 1:17.89 (1)	I1-I2: 25.55 (14) I2-Fin: 20.47 (1)	0.31 0.65 0.00	0.00	Avg.: 103.76						
2	23	KOSTELIC Janica	CRO	Int1: 32.02 (15) Int2: 57.41 (10) Fin: 1:17.95 (2)	I1-I2: 25.39 (10) I2-Fin: 20.54 (2)	0.46 0.64 0.06	1.73	Avg.: 103.68						
3	14	KOSTNER Isolde	ITA	Int1: 31.56 (1) Int2: 56.77 (1) Fin: 1:18.00 (3)	I1-I2: 25.21 (5) I2-Fin: 21.23 (7)	0.00 0.00 0.11	3.17	Avg.: 103.62						
4	22	CLARK Kirsten L	USA	Int1: 31.89 (9) Int2: 57.27 (8) Fin: 1:18.06 (4)	I1-I2: 25.38 (9) I2-Fin: 20.79 (4)	0.33 0.50 0.17	4.89	Avg.: 103.54						
5	19	REY BELLET Corinne	SUI	Int1: 31.94 (12) Int2: 56.95 (4) Fin: 1:18.15 (5)	I1-I2: 25.01 (1) I2-Fin: 21.20 (6)	0.38 0.18 0.26	7.47	Avg.: 103.42						
6	26	PUTZER Karen	ITA	Int1: 31.57 (2) Int2: 57.05 (5) Fin: 1:18.22 (6)	I1-I2: 25.48 (11) I2-Fin: 21.17 (5)	0.01 0.28 0.33	9.47	Avg.: 103.32						
7	27	DORFMEISTER Michaela	AUT	Int1: 31.71 (3) Int2: 56.77 (1) Fin: 1:18.28 (7)	I1-I2: 25.06 (2) I2-Fin: 21.51 (16)	0.15 0.00 0.39	11.18	Avg.: 103.24						
8	20	ERTL Martina	GER	Int1: 31.94 (12) Int2: 57.56 (12) Fin: 1:18.30 (8)	I1-I2: 25.62 (15) I2-Fin: 20.74 (3)	0.38 0.79 0.41	11.76	Avg.: 103.22						
9	25	LALIVE Caroline	USA	Int1: 31.81 (5) Int2: 57.17 (6) Fin: 1:18.49 (9)	I1-I2: 25.36 (8) I2-Fin: 21.32 (10)	0.25 0.40 0.60	17.16	Avg.: 102.97						
10	10	MENDES Jonna	USA	Int1: 31.80 (4) Int2: 56.88 (3) Fin: 1:18.61 (10)	I1-I2: 25.08 (3) I2-Fin: 21.73 (24)	0.24 0.11 0.72	20.56	Avg.: 102.81						
11	28	CECCARELLI Daniela	ITA	Int1: 31.96 (14) Int2: 57.23 (7) Fin: 1:18.93 (11)	I1-I2: 25.27 (6) I2-Fin: 21.70 (22)	0.40 0.46 1.04	29.58	Avg.: 102.39						
12	6	SUHADOLC Mojca	SLO	Int1: 32.06 (16) Int2: 57.58 (14) Fin: 1:18.99 (12)	I1-I2: 25.52 (12) I2-Fin: 21.41 (13)	0.50 0.81 1.10	31.26	Avg.: 102.32						
13	15	BERTHOD Sylviane	SUI	Int1: 32.12 (17) Int2: 57.76 (17) Fin: 1:19.07 (13)	I1-I2: 25.64 (18) I2-Fin: 21.31 (8)	0.56 0.99 1.18	33.50	Avg.: 102.21						



FIS SKI WORLD CUP
1st LADIES SUPER-G
PERFORMANCE ANALYSIS 1



Number of Competitors: 40

Rank	Bib	Name	Nation	Positions			Partials			Difference		Speed				
				Pos.	Time	Rank	Pos.	Time	Rank	Time	Dist(m)	Pos.	Km/h	Rank		
14	24	MONTILLET Carole	FRA	Int1:	31.91	(10)	I1-I2:	25.68	(20)	0.35						
				Int2:	57.59	(15)	I2-Fin:	21.52	(18)	0.82						
				Fin:	1:19.11	(14)				1.22	34.62			Avg.:	102.16	
15	1	JACQUEMOD Ingrid	FRA	Int1:	32.19	(20)	I1-I2:	25.62	(15)	0.63						
				Int2:	57.81	(19)	I2-Fin:	21.33	(11)	1.04						
				Fin:	1:19.14	(15)				1.25	35.46			Avg.:	102.12	
16	7	ROHREGGER Eveline	AUT	Int1:	32.25	(22)	I1-I2:	25.14	(4)	0.69						
				Int2:	57.39	(9)	I2-Fin:	21.78	(26)	0.62						
				Fin:	1:19.17	(16)				1.28	36.30			Avg.:	102.08	
17	33	MANCUSO Julia	USA	Int1:	31.86	(6)	I1-I2:	25.78	(23)	0.30						
				Int2:	57.64	(16)	I2-Fin:	21.65	(20)	0.87						
				Fin:	1:19.29	(17)				1.40	39.64			Avg.:	101.93	
18	41	BERGER Silvia	AUT	Int1:	31.86	(6)	I1-I2:	25.70	(21)	0.30						
				Int2:	57.56	(12)	I2-Fin:	21.75	(25)	0.79						
				Fin:	1:19.31	(18)				1.42	40.20			Avg.:	101.90	
18	11	TURGEON Melanie	CAN	Int1:	32.47	(28)	I1-I2:	25.33	(7)	0.91						
				Int2:	57.80	(18)	I2-Fin:	21.51	(16)	1.03						
				Fin:	1:19.31	(18)				1.42	40.20			Avg.:	101.90	
20	21	SCHNEIDER Tanja	AUT	Int1:	32.28	(25)	I1-I2:	25.94	(26)	0.72						
				Int2:	58.22	(22)	I2-Fin:	21.42	(14)	1.45						
				Fin:	1:19.64	(20)				1.75	49.33			Avg.:	101.48	
21	50	HAEUSL Regina	GER	Int1:	32.27	(23)	I1-I2:	26.30	(31)	0.71						
				Int2:	58.57	(27)	I2-Fin:	21.31	(8)	1.80						
				Fin:	1:19.88	(21)				1.99	55.93			Avg.:	101.18	
22	40	DUMERMUTH Monika	SUI	Int1:	32.55	(30)	I1-I2:	25.76	(22)	0.99						
				Int2:	58.31	(23)	I2-Fin:	21.71	(23)	1.54						
				Fin:	1:20.02	(22)				2.13	59.76			Avg.:	101.00	
23	31	PAERSON Anja	SWE	Int1:	32.14	(18)	I1-I2:	26.63	(34)	0.58						
				Int2:	58.77	(33)	I2-Fin:	21.36	(12)	2.00						
				Fin:	1:20.13	(23)				2.24	62.76			Avg.:	100.86	
24	17	OBERMOSER Brigitte	AUT	Int1:	32.45	(27)	I1-I2:	25.52	(12)	0.89						
				Int2:	57.97	(21)	I2-Fin:	22.20	(33)	1.20						
				Fin:	1:20.17	(24)				2.28	63.85			Avg.:	100.81	
25	9	BASSIS Patrizia	ITA	Int1:	32.81	(33)	I1-I2:	25.93	(25)	1.25						
				Int2:	58.74	(31)	I2-Fin:	21.45	(15)	1.97						
				Fin:	1:20.19	(25)				2.30	64.39			Avg.:	100.79	
26	35	MUELLER Tamara	SUI	Int1:	31.91	(10)	I1-I2:	26.77	(35)	0.35						
				Int2:	58.68	(29)	I2-Fin:	21.60	(19)	1.91						
				Fin:	1:20.28	(26)				2.39	66.84			Avg.:	100.67	
26	34	WILHELM Kathrin	AUT	Int1:	32.49	(29)	I1-I2:	25.88	(24)	0.93						
				Int2:	58.37	(25)	I2-Fin:	21.91	(29)	1.60						
				Fin:	1:20.28	(26)				2.39	66.84			Avg.:	100.67	
28	13	HEREGGER Selina	AUT	Int1:	32.16	(19)	I1-I2:	26.34	(32)	0.60						
				Int2:	58.50	(26)	I2-Fin:	21.86	(27)	1.73						
				Fin:	1:20.36	(28)				2.47	69.00			Avg.:	100.57	
29	45	LUDLOW Libby	USA	Int1:	32.19	(20)	I1-I2:	25.63	(17)	0.63						
				Int2:	57.82	(20)	I2-Fin:	22.57	(38)	1.05						
				Fin:	1:20.39	(29)				2.50	69.82			Avg.:	100.53	
30	58	MOELGG Manuela	ITA	Int1:	33.09	(36)	I1-I2:	25.65	(19)	1.53						
				Int2:	58.74	(31)	I2-Fin:	21.66	(21)	1.97						
				Fin:	1:20.40	(30)				2.51	70.09			Avg.:	100.52	



FIS SKI WORLD CUP
1st LADIES SUPER-G
PERFORMANCE ANALYSIS 1



Number of Competitors: 40

Rank	Bib	Name	Nation	Positions			Partials			Difference		Speed								
				Pos.	Time	Rank	Pos.	Time	Rank	Time	Dist(m)	Pos.	Km/h	Rank						
31	8	MONAHAN Kathleen	USA	Int1:	32.28	(25)	I1-I2:	26.43	(33)	0.72										
				Int2:	58.71	(30)	I2-Fin:	21.87	(28)	1.94										
				Fin:	1:20.58	(31)				2.69	74.94									
32	12	SIMARD Genevieve	CAN	Int1:	32.27	(23)	I1-I2:	26.06	(28)	0.71										
				Int2:	58.33	(24)	I2-Fin:	22.48	(35)	1.56										
				Fin:	1:20.81	(32)				2.92	81.12									
33	3	RUMPFHUBER Ingrid	AUT	Int1:	32.60	(31)	I1-I2:	26.01	(27)	1.04										
				Int2:	58.61	(28)	I2-Fin:	22.55	(37)	1.84										
				Fin:	1:21.16	(33)				3.27	90.45									
34	53	ALIEVA Olesja	RUS	Int1:	33.01	(34)	I1-I2:	26.27	(29)	1.45										
				Int2:	59.28	(34)	I2-Fin:	22.07	(32)	2.51										
				Fin:	1:21.35	(34)				3.46	95.48									
35	43	MEILLEUR Karine	FRA	Int1:	32.71	(32)	I1-I2:	27.15	(38)	1.15										
				Int2:	59.86	(35)	I2-Fin:	22.03	(31)	3.09										
				Fin:	1:21.89	(35)				4.00	109.66									
36	44	HUBER Isabelle	GER	Int1:	33.05	(35)	I1-I2:	26.99	(36)	1.49										
				Int2:	1:00.04	(37)	I2-Fin:	22.34	(34)	3.27										
				Fin:	1:22.38	(36)				4.49	122.36									
37	49	JANYK Britt	CAN	Int1:	33.11	(37)	I1-I2:	27.61	(40)	1.55										
				Int2:	1:00.72	(38)	I2-Fin:	21.98	(30)	3.95										
				Fin:	1:22.70	(37)				4.81	130.57									
38	57	POPKOVA Anastasij	RUS	Int1:	33.59	(38)	I1-I2:	26.29	(30)	2.03										
				Int2:	59.88	(36)	I2-Fin:	22.94	(40)	3.11										
				Fin:	1:22.82	(38)				4.93	133.64									
39	55	SPLAWINSKI Sophie	CAN	Int1:	34.12	(40)	I1-I2:	27.00	(37)	2.56										
				Int2:	1:01.12	(39)	I2-Fin:	22.74	(39)	4.35										
				Fin:	1:23.86	(39)				5.97	159.82									
40	54	VANDERBEEK Kelly	CAN	Int1:	33.82	(39)	I1-I2:	27.54	(39)	2.26										
				Int2:	1:01.36	(40)	I2-Fin:	22.53	(36)	4.59										
				Fin:	1:23.89	(40)				6.00	160.57									

LEGEND							
Pos	Intermediate or Speed Position	Dist(m)	Distance behind the first	Int2:	Intermediate 2	Fin:	Finish
Avg.	Average Speed for the race	Int1:	Intermediate 1				



FIS SKI WORLD CUP
1st LADIES SUPER-G
PERFORMANCE ANALYSIS 2



Number of Competitors: 60

Bib	Name	Nation	Positions			Partials			Difference		Speed		
			Pos.	Time	Rank	Pos.	Time	Rank	Time	Dist(m)	Pos.	Km/h	Rank
1	JACQUEMOD Ingrid	FRA	Int1: 32.19 (26) Int2: 57.81 (21) Fin: 1:19.14 (15)	I1-I2: 25.62 (17) I2-Fin: 21.33 (11)	0.86 1.04 1.25	35.46	Avg.: 102.12						
2	RUIZ CASTILLO Carolina	SPA	Int1: 31.62 (4) Int2: 56.98 (5) Fin: DQ	I1-I2: 25.36 (9) I2-Fin: 21.53 (20)	0.29 0.21		Avg.:						
3	RUMPFHUBER Ingrid	AUT	Int1: 32.60 (44) Int2: 58.61 (30) Fin: 1:21.16 (33)	I1-I2: 26.01 (29) I2-Fin: 22.55 (39)	1.27 1.84 3.27	90.45	Avg.: 99.58						
4	RECCHIA Lucia	ITA	Int1: 32.15 (24) Int2: Fin: DNF	I1-I2: I2-Fin:	0.82		Avg.:						
5	TAGLIABUE Elena	ITA	Int1: 32.62 (45) Int2: 59.00 (37) Fin: DNF	I1-I2: 26.38 (35) I2-Fin:	1.29 2.23		Avg.:						
6	SUHADOLC Mojca	SLO	Int1: 32.06 (20) Int2: 57.58 (16) Fin: 1:18.99 (12)	I1-I2: 25.52 (14) I2-Fin: 21.41 (14)	0.73 0.81 1.10	31.26	Avg.: 102.32						
7	ROHREGGER Eveline	AUT	Int1: 32.25 (28) Int2: 57.39 (11) Fin: 1:19.17 (16)	I1-I2: 25.14 (4) I2-Fin: 21.78 (28)	0.92 0.62 1.28	36.30	Avg.: 102.08						
8	MONAHAN Kathleen	USA	Int1: 32.28 (31) Int2: 58.71 (32) Fin: 1:20.58 (31)	I1-I2: 26.43 (36) I2-Fin: 21.87 (30)	0.95 1.94 2.69	74.94	Avg.: 100.30						
9	BASSIS Patrizia	ITA	Int1: 32.81 (49) Int2: 58.74 (33) Fin: 1:20.19 (25)	I1-I2: 25.93 (27) I2-Fin: 21.45 (16)	1.48 1.97 2.30	64.39	Avg.: 100.79						
10	MENDES Jonna	USA	Int1: 31.80 (7) Int2: 56.88 (3) Fin: 1:18.61 (10)	I1-I2: 25.08 (3) I2-Fin: 21.73 (26)	0.47 0.11 0.72	20.56	Avg.: 102.81						
11	TURGEON Melanie	CAN	Int1: 32.47 (41) Int2: 57.80 (20) Fin: 1:19.31 (18)	I1-I2: 25.33 (8) I2-Fin: 21.51 (17)	1.14 1.03 1.42	40.20	Avg.: 101.90						
12	SIMARD Genevieve	CAN	Int1: 32.27 (29) Int2: 58.33 (26) Fin: 1:20.81 (32)	I1-I2: 26.06 (30) I2-Fin: 22.48 (37)	0.94 1.56 2.92	81.12	Avg.: 100.01						
13	HEREGGER Selina	AUT	Int1: 32.16 (25) Int2: 58.50 (28) Fin: 1:20.36 (28)	I1-I2: 26.34 (34) I2-Fin: 21.86 (29)	0.83 1.73 2.47	69.00	Avg.: 100.57						



FIS SKI WORLD CUP
1st LADIES SUPER-G
PERFORMANCE ANALYSIS 2



Number of Competitors: 60

Bib	Name	Nation	Positions			Partials			Difference		Speed		
			Pos.	Time	Rank	Pos.	Time	Rank	Time	Dist(m)	Pos.	Km/h	Rank
14	KOSTNER Isolde	ITA	Int1: 31.56 (2) Int2: 56.77 (1) Fin: 1:18.00 (3)	I1-I2: 25.21 (5) I2-Fin: 21.23 (7)	0.23 0.00 0.11	3.17	Avg.: 103.62						
15	BERTHOD Sylviane	SUI	Int1: 32.12 (21) Int2: 57.76 (19) Fin: 1:19.07 (13)	I1-I2: 25.64 (20) I2-Fin: 21.31 (8)	0.79 0.99 1.18	33.50	Avg.: 102.21						
16	SUCHET Melanie	FRA	Int1: 31.94 (15) Int2: 57.23 (8) Fin: DQ	I1-I2: 25.29 (7) I2-Fin: 21.38 (13)	0.61 0.46		Avg.:						
17	OBERMOSER Brigitte	AUT	Int1: 32.45 (40) Int2: 57.97 (23) Fin: 1:20.17 (24)	I1-I2: 25.52 (14) I2-Fin: 22.20 (35)	1.12 1.20 2.28	63.85	Avg.: 100.81						
18	HALTMAYR Petra	GER	Int1: 32.38 (38) Int2: 58.83 (36) Fin: DNF	I1-I2: 26.45 (37) I2-Fin:	1.05 2.06		Avg.:						
19	REY BELLET Corinne	SUI	Int1: 31.94 (15) Int2: 56.95 (4) Fin: 1:18.15 (5)	I1-I2: 25.01 (1) I2-Fin: 21.20 (6)	0.61 0.18 0.26	7.47	Avg.: 103.42						
20	ERTL Martina	GER	Int1: 31.94 (15) Int2: 57.56 (14) Fin: 1:18.30 (8)	I1-I2: 25.62 (17) I2-Fin: 20.74 (3)	0.61 0.79 0.41	11.76	Avg.: 103.22						
21	SCHNEIDER Tanja	AUT	Int1: 32.28 (31) Int2: 58.22 (24) Fin: 1:19.64 (20)	I1-I2: 25.94 (28) I2-Fin: 21.42 (15)	0.95 1.45 1.75	49.33	Avg.: 101.48						
22	CLARK Kirsten L	USA	Int1: 31.89 (12) Int2: 57.27 (10) Fin: 1:18.06 (4)	I1-I2: 25.38 (11) I2-Fin: 20.79 (4)	0.56 0.50 0.17	4.89	Avg.: 103.54						
23	KOSTELIC Janica	CRO	Int1: 32.02 (19) Int2: 57.41 (12) Fin: 1:17.95 (2)	I1-I2: 25.39 (12) I2-Fin: 20.54 (2)	0.69 0.64 0.06	1.73	Avg.: 103.68						
24	MONTILLET Carole	FRA	Int1: 31.91 (13) Int2: 57.59 (17) Fin: 1:19.11 (14)	I1-I2: 25.68 (22) I2-Fin: 21.52 (19)	0.58 0.82 1.22	34.62	Avg.: 102.16						
25	LALIVE Caroline	USA	Int1: 31.81 (8) Int2: 57.17 (7) Fin: 1:18.49 (9)	I1-I2: 25.36 (9) I2-Fin: 21.32 (10)	0.48 0.40 0.60	17.16	Avg.: 102.97						
26	PUTZER Karen	ITA	Int1: 31.57 (3) Int2: 57.05 (6) Fin: 1:18.22 (6)	I1-I2: 25.48 (13) I2-Fin: 21.17 (5)	0.24 0.28 0.33	9.47	Avg.: 103.32						
27	DORFMEISTER Michaela	AUT	Int1: 31.71 (5) Int2: 56.77 (1) Fin: 1:18.28 (7)	I1-I2: 25.06 (2) I2-Fin: 21.51 (17)	0.38 0.00 0.39	11.18	Avg.: 103.24						
28	CECCARELLI Daniela	ITA	Int1: 31.96 (18) Int2: 57.23 (8) Fin: 1:18.93 (11)	I1-I2: 25.27 (6) I2-Fin: 21.70 (24)	0.63 0.46 1.04	29.58	Avg.: 102.39						
29	MEISSNITZER Alexandra	AUT	Int1: 31.33 (1) Int2: Fin: DNF	I1-I2: I2-Fin:	0.00		Avg.:						
30	GERG Hilde	GER	Int1: 31.87 (11) Int2: 57.42 (13) Fin: 1:17.89 (1)	I1-I2: 25.55 (16) I2-Fin: 20.47 (1)	0.54 0.65 0.00	0.00	Avg.: 103.76						



FIS SKI WORLD CUP
1st LADIES SUPER-G
PERFORMANCE ANALYSIS 2



Number of Competitors: 60

Bib	Name	Nation	Positions			Partials			Difference		Speed		
			Pos.	Time	Rank	Pos.	Time	Rank	Time	Dist(m)	Pos.	Km/h	Rank
31	PAERSON Anja	SWE	Int1: 32.14 (23) Int2: 58.77 (35) Fin: 1:20.13 (23)	I1-I2: 26.63 (38) I2-Fin: 21.36 (12)	0.81 2.00 2.24	62.76	Avg.: 100.86						
32	BRYDON Emily	CAN	Int1: 32.42 (39) Int2: 1:01.25 (45) Fin: DNF	I1-I2: 28.83 (46) I2-Fin:	1.09 4.48		Avg.:						
33	MANCUSO Julia	USA	Int1: 31.86 (9) Int2: 57.64 (18) Fin: 1:19.29 (17)	I1-I2: 25.78 (25) I2-Fin: 21.65 (22)	0.53 0.87 1.40	39.64	Avg.: 101.93						
34	WILHELM Kathrin	AUT	Int1: 32.49 (42) Int2: 58.37 (27) Fin: 1:20.28 (26)	I1-I2: 25.88 (26) I2-Fin: 21.91 (31)	1.16 1.60 2.39	66.84	Avg.: 100.67						
35	MUELLER Tamara	SUI	Int1: 31.91 (13) Int2: 58.68 (31) Fin: 1:20.28 (26)	I1-I2: 26.77 (39) I2-Fin: 21.60 (21)	0.58 1.91 2.39	66.84	Avg.: 100.67						
36	WIRTH Katja	AUT	Int1: 31.74 (6) Int2: Fin: DNF	I1-I2: I2-Fin:	0.41		Avg.:						
37	SCHILD Martina	SUI	Int1: 32.87 (50) Int2: Fin: DNF	I1-I2: I2-Fin:	1.54		Avg.:						
38	RIESCH Maria	GER	Int1: 32.12 (21) Int2: Fin: DNF	I1-I2: I2-Fin:	0.79		Avg.:						
39	LECHNER Martina	AUT	Int1: 32.36 (35) Int2: Fin: DNF	I1-I2: I2-Fin:	1.03		Avg.:						
40	DUMERMUTH Monika	SUI	Int1: 32.55 (43) Int2: 58.31 (25) Fin: 1:20.02 (22)	I1-I2: 25.76 (24) I2-Fin: 21.71 (25)	1.22 1.54 2.13	59.76	Avg.: 101.00						
41	BERGER Silvia	AUT	Int1: 31.86 (9) Int2: 57.56 (14) Fin: 1:19.31 (18)	I1-I2: 25.70 (23) I2-Fin: 21.75 (27)	0.53 0.79 1.42	40.20	Avg.: 101.90						
42	BORGHI Catherine	SUI	Int1: 32.36 (35) Int2: Fin: DNF	I1-I2: I2-Fin:	1.03		Avg.:						
43	MEILLEUR Karine	FRA	Int1: 32.71 (46) Int2: 59.86 (39) Fin: 1:21.89 (35)	I1-I2: 27.15 (43) I2-Fin: 22.03 (33)	1.38 3.09 4.00	109.66	Avg.: 98.69						
44	HUBER Isabelle	GER	Int1: 33.05 (52) Int2: 1:00.04 (41) Fin: 1:22.38 (36)	I1-I2: 26.99 (40) I2-Fin: 22.34 (36)	1.72 3.27 4.49	122.36	Avg.: 98.11						
45	LUDLOW Libby	USA	Int1: 32.19 (26) Int2: 57.82 (22) Fin: 1:20.39 (29)	I1-I2: 25.63 (19) I2-Fin: 22.57 (40)	0.86 1.05 2.50	69.82	Avg.: 100.53						
46	MCCARTY Bryna	USA	Int1: 32.35 (34) Int2: Fin: DNF	I1-I2: I2-Fin:	1.02		Avg.:						
47	STYGER Nadia	SUI	Int1: 32.36 (35) Int2: Fin: DNF	I1-I2: I2-Fin:	1.03		Avg.:						



FIS SKI WORLD CUP
1st LADIES SUPER-G
PERFORMANCE ANALYSIS 2



Number of Competitors: 60

Bib	Name	Nation	Positions			Partials			Difference		Speed		
			Pos.	Time	Rank	Pos.	Time	Rank	Time	Dist(m)	Pos.	Km/h	Rank
48	SEKINO Fujiko	FRA	Int1:	32.73	(48)	I1-I2:			1.40				
			Int2:			I2-Fin:							
			Fin:	DNF									Avg.:
49	JANYK Britt	CAN	Int1:	33.11	(54)	I1-I2:	27.61	(45)	1.78				
			Int2:	1:00.72	(43)	I2-Fin:	21.98	(32)	3.95				
			Fin:	1:22.70	(37)				4.81	130.57			Avg.: 97.73
50	HAEUSL Regina	GER	Int1:	32.27	(29)	I1-I2:	26.30	(33)	0.94				
			Int2:	58.57	(29)	I2-Fin:	21.31	(8)	1.80				
			Fin:	1:19.88	(21)				1.99	55.93			Avg.: 101.18
51	MAZE Tina	SLO	Int1:	32.71	(46)	I1-I2:			1.38				
			Int2:			I2-Fin:							
			Fin:	DNF									Avg.:
52	KILDOW Lindsey C.	USA	Int1:	32.28	(31)	I1-I2:			0.95				
			Int2:			I2-Fin:							
			Fin:	DNF									Avg.:
53	ALIEVA Olesja	RUS	Int1:	33.01	(51)	I1-I2:	26.27	(31)	1.68				
			Int2:	59.28	(38)	I2-Fin:	22.07	(34)	2.51				
			Fin:	1:21.35	(34)				3.46	95.48			Avg.: 99.35
54	VANDERBEEK Kelly	CAN	Int1:	33.82	(57)	I1-I2:	27.54	(44)	2.49				
			Int2:	1:01.36	(46)	I2-Fin:	22.53	(38)	4.59				
			Fin:	1:23.89	(40)				6.00	160.57			Avg.: 96.34
55	SPLAWINSKI Sophie	CAN	Int1:	34.12	(58)	I1-I2:	27.00	(42)	2.79				
			Int2:	1:01.12	(44)	I2-Fin:	22.74	(41)	4.35				
			Fin:	1:23.86	(39)				5.97	159.82			Avg.: 96.37
56	RISLER Christina	CAN	Int1:	33.64	(56)	I1-I2:	26.99	(40)	2.31				
			Int2:	1:00.63	(42)	I2-Fin:			3.86				
			Fin:	DNF									Avg.:
57	POPKOVA Anastasij	RUS	Int1:	33.59	(55)	I1-I2:	26.29	(32)	2.26				
			Int2:	59.88	(40)	I2-Fin:	22.94	(42)	3.11				
			Fin:	1:22.82	(38)				4.93	133.64			Avg.: 97.59
58	MOELGG Manuela	ITA	Int1:	33.09	(53)	I1-I2:	25.65	(21)	1.76				
			Int2:	58.74	(33)	I2-Fin:	21.66	(23)	1.97				
			Fin:	1:20.40	(30)				2.51	70.09			Avg.: 100.52
59	SIMARI BIRKNER Maria Belen	ARG	Int1:			I1-I2:							
			Int2:			I2-Fin:							
			Fin:	DNS									Avg.:
60	SIMARI BIRKNER Macarena	ARG	Int1:			I1-I2:							
			Int2:			I2-Fin:							
			Fin:	DNS									Avg.:

LEGEND

Pos Intermediate or Speed Position **Int1:** Intermediate 1 **DNF** Did Not Finish **DQ** Disqualified
Avg. Average Speed for the race **Int2:** Intermediate 2 **DNS** Did Not Start **Fin:** Finish
Dist(m) Distance behind the first

FIS SKI WORLD CUP




FIS SKI WORLD CUP AFTER 1st LADIES SUPER-G SUPER-G FIS WCSL LIST

Number of Competitors: 55

29 NOV 2002 Aspen (USA)

Rank	FIS Code	Name	Nation	1	Base	- X	+ Y	= WCSL-SG
1	205117	GERG Hilde	GER	100	400	44	100	456
2	55212	MEISSNITZER Alexandra	AUT	-	298	33	-	265
3	295342	PUTZER Karen	ITA	40	252	28	40	264
4	55198	DORFMEISTER Michaela	AUT	36	252	28	36	260
5	295136	CECCARELLI Daniela	ITA	24	258	29	24	253
6	55069	GOETSCHL Renate	AUT	-	242	27	-	215
6	385022	KOSTELIC Janica	CRO	80	152	17	80	215
8	536473	LALIVE Caroline	USA	29	167	19	29	177
9	536138	CLARK Kirsten L	USA	50	139	15	50	174
10	195374	MONTILLET Carole	FRA	18	165	18	18	165
11	515098	REY BELLET Corinne	SUI	45	116	13	45	148
12	205378	ERTL Martina	GER	32	121	13	32	140
13	55075	SCHUSTER Stefanie	AUT	-	137	15	-	122
14	55052	SCHNEIDER Tanja	AUT	11	122	14	11	119
15	295588	KOSTNER Isolde	ITA	60	58	6	60	112
16	505083	WIBERG Pernilla	SWE	-	125	14	-	111
17	205119	HALTMAYR Petra	GER	-	114	13	-	101
18	55261	OBERMOSER Brigitte	AUT	7	99	11	7	95
19	105546	TURGEON Melanie	CAN	13	81	9	13	85
20	515409	BERTHOD Sylviane	SUI	20	72	8	20	84
21	195503	SUCHET Melanie	FRA	-	87	10	-	77
22	106056	SIMARD Genevieve	CAN	-	86	10	-	76
23	536477	MENDES Jonna	USA	26	44	5	26	65
24	485062	ZELENSKAJA Warwara	RUS	-	67	7	-	60
25	505260	HARGIN Janette	SWE	-	60	7	-	53
26	565037	SUHADOLC Mojca	SLO	22	33	4	22	51
27	55313	ROHREGGER Eveline	AUT	15	38	4	15	49
28	295463	BASSIS Patrizia	ITA	6	42	5	6	43
29	535529	MONAHAN Kathleen	USA	-	41	5	-	36
30	195671	JACQUEMOD Ingrid	FRA	16	15	2	16	29
31	295800	TAGLIABUE Elena	ITA	-	32	4	-	28
32	55290	HEREGGER Selina	AUT	3	25	3	3	25
32	295533	RECCHIA Lucia	ITA	-	28	3	-	25
34	55588	RUMPFHUBER Ingrid	AUT	-	27	3	-	24
35	495318	RUIZ CASTILLO Carolina	SPA	-	26	3	-	23

FIS SKI WORLD CUP



FIS SKI WORLD CUP AFTER 1st LADIES SUPER-G SUPER-G FIS WCSL LIST

Number of Competitors: 55

29 NOV 2002 Aspen (USA)

Rank	FIS Code	Name	Nation	1	Base	- X	+ Y	= WCSL-SG
36	537545	MANCUSO Julia	USA	14	9	1	14	22
37	55539	BERGER Silvia	AUT	13	-	-	13	13
38	105997	BRYDON Emily	CAN	-	12	1	-	11
38	535505	GERETY Megan	USA	-	12	1	-	11
38	205392	HAEUSL Regina	GER	10	1	-	10	11
38	537544	KILDOW Lindsey C.	USA	-	12	1	-	11
42	515429	DUMERMUTH Monika	SUI	9	-	-	9	9
43	205043	BRAUNER Sibylle	GER	-	9	1	-	8
43	505483	PAERSON Anja	SWE	8	-	-	8	8
45	55622	VIERTHALER Astrid	AUT	-	8	1	-	7
46	425022	FJELDAVLIE Merete	NOR	-	7	1	-	6
46	515403	MUELLER Tamara	SUI	5	1	-	5	6
48	55596	WILHELM Kathrin	AUT	5	-	-	5	5
49	515348	BORGHI Catherine	SUI	-	5	1	-	4
49	105859	BOUCHER Sara-Maude	CAN	-	4	-	-	4
49	195868	MEILLEUR Karine	FRA	-	5	1	-	4
52	55339	LECHNER Martina	AUT	-	3	-	-	3
52	425077	MARKEN Ingeborg Helen	NOR	-	3	-	-	3
54	536884	LUDLOW Libby	USA	2	-	-	2	2
55	296259	MOELGG Manuela	ITA	1	-	-	1	1

Number of Competitors per Nation until 60th position

AUT : 13	CAN : 4	CRO : 1	FRA : 4	GER : 5	ITA : 7
NOR : 2	RUS : 1	SLO : 1	SPA : 1	SUI : 5	SWE : 3
USA : 8					

LEGEND

Base Last season WCSL points
X (Base / number of planned races in the current season) * number of completed races in the current season
Y WC points won in the current season
WCSL-SG World Cup Start List points for Super-G

29-11-2002 / Aspen (USA) / 5423

Page 2/2

www.fis-ski.com


Generation Date: FRI 29 NOV 2002

Time: 12:42 Swatch Internet Time: @862

Document: 60A 1.0

swatch®

FIS SKI WORLD CUP



FIS SKI WORLD CUP AFTER 1st LADIES SUPER-G OVERALL FIS WCSL LIST

Number of Competitors: 137

Rank	FIS Code	Name	Nation	WCSL	DH	SL	GS	SG	K
1	55198	DORFMEISTER Michaela	AUT	1363	498 (2)	–	464 (2)	260 (4)	141 (3)
2	55069	GOETSCHL Renate	AUT	1061	468 (3)	68 (28)	30 (40)	215 (6)	280 (1)
2	385022	KOSTELIC Janica	CRO	1061	15 (44)	417 (4)	234 (12)	215 (6)	180 (2)
4	205117	GERG Hilde	GER	1006	462 (4)	–	38 (37)	456 (1)	50 (11)
5	505483	PAERSON Anja	SWE	940	–	504 (2)	428 (3)	8 (43)	–
6	515268	NEF Sonja	SUI	925	–	333 (7)	592 (1)	–	–
7	295588	KOSTNER Isolde	ITA	788	648 (1)	–	28 (43)	112 (15)	–
8	515098	REY BELLET Corinne	SUI	717	459 (5)	–	110 (21)	148 (11)	–
9	195249	PEQUEGNOT Laure	FRA	659	–	659 (1)	–	–	–
10	295342	PUTZER Karen	ITA	592	19 (40)	–	309 (6)	264 (3)	–
11	195374	MONTILLET Carole	FRA	588	280 (9)	–	143 (16)	165 (10)	–
12	55212	MEISSNITZER Alexandra	AUT	573	13 (46)	–	275 (9)	265 (2)	20 (28)
13	535825	KOZNICK Kristina	USA	566	–	479 (3)	87 (28)	–	–
14	505084	NOWEN Ylva	SWE	547	–	340 (6)	207 (14)	–	–
15	295136	CECCARELLI Daniela	ITA	533	201 (13)	–	9 (51)	253 (5)	70 (8)
16	55261	OBERMOSER Brigitte	AUT	522	242 (10)	–	103 (23)	95 (18)	82 (5)
17	185140	POUTIAINEN Tanja	FIN	506	–	283 (9)	223 (13)	–	–
18	55290	HEREGGER Selina	AUT	486	308 (8)	–	69 (29)	25 (32)	84 (4)
19	515409	BERTHOD Sylviane	SUI	466	382 (6)	–	–	84 (20)	–
20	205378	ERTL Martina	GER	461	17 (41)	206 (12)	38 (37)	140 (12)	60 (10)
21	536138	CLARK Kirsten L	USA	410	175 (14)	–	61 (31)	174 (9)	–
22	195503	SUCHET Melanie	FRA	409	320 (7)	–	12 (49)	77 (21)	–
23	195377	PASCAL Christel	FRA	404	–	361 (5)	43 (35)	–	–
24	536473	LALIVE Caroline	USA	389	172 (15)	–	–	177 (8)	40 (17)
25	505083	WIBERG Pernilla	SWE	385	226 (11)	–	3 (62)	111 (16)	45 (14)
26	536481	SCHLEPER Sarah	USA	380	–	269 (10)	111 (20)	–	–
27	425001	FLEMMEN Andrine	NOR	368	–	–	368 (4)	–	–
28	105741	FORSYTH Allison	CAN	330	–	27 (40)	303 (7)	–	–
29	515370	OESTER Marlies	SUI	325	–	245 (11)	30 (40)	–	50 (11)
30	505187	OTTOSSON Anna	SWE	322	–	64 (29)	258 (10)	–	–
31	425389	NILSEN Stina Hofgard	NOR	314	–	–	314 (5)	–	–
32	565243	MAZE Tina	SLO	308	–	11 (47)	297 (8)	–	–
33	55075	SCHUSTER Stefanie	AUT	306	112 (22)	–	6 (56)	122 (13)	66 (9)
34	205636	BERGMANN Monika	GER	294	–	294 (8)	–	–	–
35	55052	SCHNEIDER Tanja	AUT	290	132 (19)	–	39 (36)	119 (14)	–
36	355002	HEEB-BATLINER Birgit	LIE	248	–	–	248 (11)	–	–



FIS SKI WORLD CUP



FIS SKI WORLD CUP AFTER 1st LADIES SUPER-G OVERALL FIS WCSL LIST

Number of Competitors: 137

Rank	FIS Code	Name	Nation	WCSL	DH	SL	GS	SG	K
36	495065	RIENDA CONTRERAS M.	SPA	248	–	43 (35)	205 (15)	–	–
38	515348	BORGHI Catherine	SUI	242	159 (16)	–	–	4 (49)	79 (7)
39	205119	HALTMAYR Petra	GER	240	88 (24)	–	15 (47)	101 (17)	36 (20)
39	105546	TURGEON Melanie	CAN	240	155 (17)	–	–	85 (19)	–
41	425077	MARKEN Ingeborg Helen	NOR	222	219 (12)	–	–	3 (52)	–
42	106056	SIMARD Genevieve	CAN	214	–	12 (44)	90 (27)	76 (22)	36 (20)
43	505260	HARGIN Janette	SWE	200	16 (43)	24 (41)	27 (44)	53 (25)	80 (6)
44	195215	VIDAL Vanessa	FRA	180	–	180 (13)	–	–	–
45	55313	ROHREGGER Eveline	AUT	175	–	–	126 (18)	49 (27)	–
46	425051	ROGNMO–BAKKE Trine	NOR	173	–	173 (14)	–	–	–
47	55590	SCHILD Marlies	AUT	166	–	166 (15)	–	–	–
48	55302	EGGER Sabine	AUT	160	–	160 (16)	–	–	–
49	565109	DOVZAN Alenka	SLO	156	–	54 (31)	102 (24)	–	–
50	536477	MENDES Jonna	USA	144	79 (26)	–	–	65 (23)	–
51	515095	KUMMER Lilian	SUI	142	–	–	142 (17)	–	–
52	295463	BASSIS Patrizia	ITA	140	97 (23)	–	–	43 (28)	–
53	535505	GERETY Megan	USA	139	128 (20)	–	–	11 (38)	–
53	205392	HAEUSL Regina	GER	139	128 (20)	–	–	11 (38)	–
53	55388	RAICH Carina	AUT	139	–	139 (17)	–	–	–
56	185058	RAITA Henna	FIN	138	–	138 (18)	–	–	–
57	535503	STREET Picabo	USA	136	136 (18)	–	–	–	–
58	55690	HOSP Nicole	AUT	134	–	32 (38)	102 (24)	–	–
59	295435	GIUS Nicole	ITA	133	–	73 (26)	60 (32)	–	–
60	565097	PRETNAR Spela	SLO	132	–	113 (20)	19 (46)	–	–
61	565037	SUHADOLC Mojca	SLO	124	73 (28)	–	–	51 (26)	–
62	55539	BERGER Silvia	AUT	120	–	–	107 (22)	13 (37)	–
62	537545	MANCUSO Julia	USA	120	48 (35)	6 (55)	–	22 (36)	44 (16)
64	515092	GRUENENFELDER Corina	SUI	119	–	119 (19)	–	–	–
64	55691	SPONRING Christine	AUT	119	2 (54)	107 (21)	10 (50)	–	–
66	515573	AUFDENBLATTEN Fraenzi	SUI	116	–	–	116 (19)	–	–
66	485062	ZELENSKAJA Warwara	RUS	116	56 (31)	–	–	60 (24)	–
68	105997	BRYDON Emily	CAN	112	72 (29)	–	–	11 (38)	29 (22)
69	295533	RECCHIA Lucia	ITA	109	84 (25)	–	–	25 (32)	–
70	106022	JANYK Britt	CAN	103	–	13 (43)	45 (34)	–	45 (14)
70	295800	TAGLIABUE Elena	ITA	103	51 (33)	–	–	28 (31)	24 (26)
72	55588	RUMPFHUBER Ingrid	AUT	102	78 (27)	–	–	24 (34)	–

FIS SKI WORLD CUP




FIS SKI WORLD CUP AFTER 1st LADIES SUPER-G OVERALL FIS WCSL LIST

Number of Competitors: 137

Rank	FIS Code	Name	Nation	WCSL	DH	SL	GS	SG	K
73	295738	BACHMANN Silke	ITA	101	–	6 (55)	95 (26)	–	–
73	195671	JACQUEMOD Ingrid	FRA	101	72 (29)	–	–	29 (30)	–
75	425359	BERNTSEN Hedda	NOR	96	–	96 (22)	–	–	–
76	55622	VIERTHALER Astrid	AUT	85	49 (34)	–	–	7 (45)	29 (22)
77	565004	BOKAL Natasa	SLO	80	–	80 (23)	–	–	–
77	705287	ZUZULOVA Veronika	SVK	80	–	80 (23)	–	–	–
79	205115	GERG Annemarie	GER	77	–	72 (27)	5 (59)	–	–
80	205820	HUBER Isabelle	GER	76	30 (37)	–	–	–	46 (13)
81	295559	BIAVASCHI Elisabetta	ITA	74	–	74 (25)	–	–	–
82	295927	PLANATSCHER Maddalena	ITA	71	–	7 (53)	64 (30)	–	–
83	295445	KARBON Denise	ITA	66	–	12 (44)	54 (33)	–	–
83	537544	KILDOW Lindsey C.	USA	66	15 (44)	–	–	11 (38)	40 (17)
85	505271	EKMAN Susanne	SWE	62	–	62 (30)	–	–	–
86	535529	MONAHAN Kathleen	USA	59	23 (38)	–	–	36 (29)	–
87	205043	BRAUNER Sibylle	GER	56	48 (35)	–	–	8 (43)	–
88	415069	RIEGLER Claudia	NZE	54	–	54 (31)	–	–	–
89	105662	LEFRANCOIS Anne Marie	CAN	53	53 (32)	–	–	–	–
90	385027	FLEISS Nika	CRO	46	–	46 (33)	–	–	–
91	305287	HIROI Noriyo	JPN	44	–	44 (34)	–	–	–
92	565207	DABIC Lea	SLO	42	–	42 (36)	–	–	–
92	45002	STEGGALL Zali	AUS	42	–	42 (36)	–	–	–
94	45053	JONES Alice	AUS	38	–	–	–	–	38 (19)
95	505632	LINDELL-VIKARBY Jessica	SWE	36	–	–	36 (39)	–	–
96	105859	BOUCHER Sara-Maude	CAN	33	3 (51)	–	–	4 (49)	26 (25)
96	45071	OWENS Jenny	AUS	33	4 (49)	–	–	–	29 (22)
98	55759	KIRCHGASSER Michaela	AUT	29	–	29 (39)	–	–	–
98	295807	VIERIN Sonia	ITA	29	–	–	29 (42)	–	–
100	105903	PRCHAL Anna	CAN	28	–	–	6 (56)	–	22 (27)
101	495318	RUIZ CASTILLO Carolina	SPA	27	–	–	4 (61)	23 (35)	–
102	195291	PELLAT-FINET Caroline	FRA	26	–	–	26 (45)	–	–
103	55136	KOELLERER Karin	AUT	23	–	23 (42)	–	–	–
104	565136	BRACUN Spela	SLO	20	20 (39)	–	–	–	–
105	225206	ALCOTT Chimene	GBR	18	–	–	–	–	18 (29)
105	206001	RIESCH Maria	GER	18	–	9 (49)	9 (51)	–	–
107	536479	POWERS Alison	USA	17	17 (41)	–	–	–	–
108	185118	KAHEYKOE Pia	FIN	15	–	–	–	–	15 (30)

FIS SKI WORLD CUP



FIS SKI WORLD CUP AFTER 1st LADIES SUPER-G OVERALL FIS WCSL LIST

Number of Competitors: 137

Rank	FIS Code	Name	Nation	WCSL	DH	SL	GS	SG	K
108	355020	SCHAEDLER Tamara	LIE	15	-	-	-	-	15 (30)
110	495107	GALINDO SANTOLARIA Ana	SPA	14	-	-	14 (48)	-	-
111	225018	CARRICK-ANDERSON Emma	GBR	12	-	12 (44)	-	-	-
111	295449	KLEON Barbara	ITA	12	7 (47)	-	5 (59)	-	-
113	515429	DUMERMUTH Monika	SUI	11	2 (54)	-	-	9 (42)	-
113	505396	HARGIN Christine	SWE	11	-	11 (47)	-	-	-
115	195868	MEILLEUR Karine	FRA	9	5 (48)	-	-	4 (49)	-
115	515403	MUELLER Tamara	SUI	9	3 (51)	-	-	6 (46)	-
115	195273	SEKINO Fujiko	FRA	9	-	-	9 (51)	-	-
115	55359	TRUPPE Karin	AUT	9	-	9 (49)	-	-	-
119	515534	DICHT Erika	SUI	8	-	-	8 (54)	-	-
119	205716	HUBER-BRANDT Marina	GER	8	-	8 (51)	-	-	-
119	385032	JELUSIC Ana	CRO	8	-	-	8 (54)	-	-
119	425458	VIKEN Line	NOR	8	-	8 (51)	-	-	-
123	205736	WOLF Stefanie	GER	7	-	7 (53)	-	-	-
124	425022	FJELDAVLIE Merete	NOR	6	-	-	-	6 (46)	-
124	155333	HRSTKOVA Lucie	CZE	6	-	-	6 (56)	-	-
126	55544	KNOR Petra	AUT	5	-	5 (57)	-	-	-
126	55596	WILHELM Kathrin	AUT	5	-	-	-	5 (48)	-
128	515496	IMLIG Corinne	SUI	4	4 (49)	-	-	-	-
129	55339	LECHNER Martina	AUT	3	-	-	-	3 (52)	-
129	296008	MERIGHETTI Daniela	ITA	3	-	3 (58)	-	-	-
129	55538	WIRTH Katja	AUT	3	3 (51)	-	-	-	-
129	155047	ZAKOURILOVA Petra	CZE	3	-	3 (58)	-	-	-
133	485217	ALIEVA Olesja	RUS	2	-	-	2 (63)	-	-
133	515478	ALPIGER Eila	SUI	2	2 (54)	-	-	-	-
133	536884	LUDLOW Libby	USA	2	-	-	-	2 (54)	-
133	515560	SCHILD Martina	SUI	2	2 (54)	-	-	-	-
137	296259	MOELGG Manuela	ITA	1	-	-	-	1 (55)	-

LEGEND	
GS	Giant Slalom points
K	Combined points
SG	Super-G points
DH	Downhill points
WCSL	Overall points
SL	Slalom points

29-11-2002 / Aspen (USA) / 5423

Page 4/4

www.fis-ski.com

Generation Date: FRI 29 NOV 2002

Time: 12:42 Swatch Internet Time: @862

Document: 60B 1.0



FIS SKI WORLD CUP



FIS SKI WORLD CUP AFTER 1st LADIES SUPER-G SUPER-G FIS WORLD CUP STANDINGS

Number of Competitors: 30

29 NOV 2002 Aspen

(USA)

Rank	FIS Code	Name	Nation	1	WC-SG	Diff.
1	205117	GERG Hilde	GER	100	100	
2	385022	KOSTELIC Janica	CRO	80	80	- 20
3	295588	KOSTNER Isolde	ITA	60	60	- 40
4	536138	CLARK Kirsten L	USA	50	50	- 50
5	515098	REY BELLET Corinne	SUI	45	45	- 55
6	295342	PUTZER Karen	ITA	40	40	- 60
7	55198	DORFMEISTER Michaela	AUT	36	36	- 64
8	205378	ERTL Martina	GER	32	32	- 68
9	536473	LALIVE Caroline	USA	29	29	- 71
10	536477	MENDES Jonna	USA	26	26	- 74
11	295136	CECCARELLI Daniela	ITA	24	24	- 76
12	565037	SUHADOLC Mojca	SLO	22	22	- 78
13	515409	BERTHOD Sylviane	SUI	20	20	- 80
14	195374	MONTILLET Carole	FRA	18	18	- 82
15	195671	JACQUEMOD Ingrid	FRA	16	16	- 84
16	55313	ROHREGGER Eveline	AUT	15	15	- 85
17	537545	MANCUSO Julia	USA	14	14	- 86
18	55539	BERGER Silvia	AUT	13	13	- 87
18	105546	TURGEON Melanie	CAN	13	13	- 87
20	55052	SCHNEIDER Tanja	AUT	11	11	- 89
21	205392	HAEUSL Regina	GER	10	10	- 90
22	515429	DUMERMUTH Monika	SUI	9	9	- 91
23	505483	PAERSON Anja	SWE	8	8	- 92
24	55261	OBERMOSER Brigitte	AUT	7	7	- 93
25	295463	BASSIS Patrizia	ITA	6	6	- 94
26	515403	MUELLER Tamara	SUI	5	5	- 95
26	55596	WILHELM Kathrin	AUT	5	5	- 95
28	55290	HEREGGER Selina	AUT	3	3	- 97
29	536884	LUDLOW Libby	USA	2	2	- 98
30	296259	MOELGG Manuela	ITA	1	1	- 99

LEGEND

WC-SG World Cup points for Super-G Diff. Points Difference

29-11-2002 / Aspen (USA) / 5423

Page 1/1

www.fis-ski.com


Generation Date: FRI 29 NOV 2002

Time: 12:42 Swatch Internet Time: @862

Document: 25 1.0

swatch® 

FIS SKI WORLD CUP



FIS SKI WORLD CUP AFTER 1st LADIES SUPER-G OVERALL FIS WORLD CUP STANDINGS

Number of Competitors: 73

Rank	FIS Code	Name	Nation	Points	DH	SL 1 race	GS 2 race	SG 1 race	K
1	385022	KOSTELIC Janica	CRO	264	–	100 (1)	84 (6)	80 (2)	–
2	55690	HOSP Nicole	AUT	132	–	32 (8)	100 (1)	–	–
3	515268	NEF Sonja	SUI	121	–	36 (7)	85 (5)	–	–
4	205117	GERG Hilde	GER	114	–	–	14 (31)	100 (1)	–
5	505483	PAERSON Anja	SWE	102	–	18 (14)	76 (8)	8 (23)	–
6	425001	FLEMMEN Andrine	NOR	100	–	–	100 (1)	–	–
6	355002	HEEB-BATLINER Birgit	LIE	100	–	–	100 (1)	–	–
6	565243	MAZE Tina	SLO	100	–	–	100 (1)	–	–
9	195377	PASCAL Christel	FRA	93	–	80 (2)	13 (32)	–	–
10	205378	ERTL Martina	GER	80	–	24 (11)	24 (24)	32 (8)	–
10	55212	MEISSNITZER Alexandra	AUT	80	–	–	80 (7)	–	–
12	505187	OTTOSSON Anna	SWE	75	–	15 (16)	60 (9)	–	–
13	536138	CLARK Kirsten L	USA	73	–	–	23 (25)	50 (4)	–
14	295342	PUTZER Karen	ITA	69	–	–	29 (18)	40 (6)	–
15	495065	RIENDA CONTRERAS M.	SPA	66	–	7 (24)	59 (10)	–	–
16	55198	DORFMEISTER Michaela	AUT	65	–	–	29 (18)	36 (7)	–
17	55539	BERGER Silvia	AUT	61	–	–	48 (12)	13 (18)	–
18	55302	EGGER Sabine	AUT	60	–	60 (3)	–	–	–
18	295588	KOSTNER Isolde	ITA	60	–	–	–	60 (3)	–
18	536481	SCHLEPER Sarah	USA	60	–	40 (6)	20 (26)	–	–
21	295435	GIUS Nicole	ITA	55	–	29 (9)	26 (22)	–	–
22	195374	MONTILLET Carole	FRA	54	–	–	36 (13)	18 (14)	–
23	425389	NILSEN Stina Hofgard	NOR	50	–	–	50 (11)	–	–
23	195249	PEQUEGNOT Laure	FRA	50	–	50 (4)	–	–	–
25	55313	ROHREGGER Eveline	AUT	47	–	–	32 (15)	15 (16)	–
26	515098	REY BELLET Corinne	SUI	45	–	–	–	45 (5)	–
26	55590	SCHILD Marlies	AUT	45	–	45 (5)	–	–	–
28	185140	POUTIAINEN Tanja	FIN	41	–	12 (19)	29 (18)	–	–
29	505632	LINDELL-VIKARBY Jessica	SWE	36	–	–	36 (13)	–	–
30	295136	CECCARELLI Daniela	ITA	33	–	–	9 (34)	24 (11)	–
31	565109	DOVZAN Alenka	SLO	32	–	–	32 (15)	–	–
31	105741	FORSYTH Allison	CAN	32	–	–	32 (15)	–	–
33	515573	AUFDENBLATTEN Fraenzi	SUI	29	–	–	29 (18)	–	–
33	536473	LALIVE Caroline	USA	29	–	–	–	29 (9)	–
35	55261	OBERMOSER Brigitte	AUT	27	–	–	20 (26)	7 (24)	–
36	385027	FLEISS Nika	CRO	26	–	26 (10)	–	–	–

FIS SKI WORLD CUP




FIS SKI WORLD CUP AFTER 1st LADIES SUPER-G OVERALL FIS WORLD CUP STANDINGS

Number of Competitors: 73

Rank	FIS Code	Name	Nation	Points	DH	SL 1 race	GS 2 race	SG 1 race	K
36	106022	JANYK Britt	CAN	26	–	–	26 (22)	–	–
36	536477	MENDES Jonna	USA	26	–	–	–	26 (10)	–
36	515370	OESTER Marlies	SUI	26	–	10 (21)	16 (29)	–	–
40	535825	KOZNICK Kristina	USA	25	–	13 (18)	12 (33)	–	–
41	505271	EKMAN Susanne	SWE	22	–	22 (12)	–	–	–
41	565037	SUHADOLC Mojca	SLO	22	–	–	–	22 (12)	–
43	205636	BERGMANN Monika	GER	20	–	20 (13)	–	–	–
43	515409	BERTHOD Sylviane	SUI	20	–	–	–	20 (13)	–
43	537545	MANCUSO Julia	USA	20	–	6 (25)	–	14 (17)	–
43	106056	SIMARD Genevieve	CAN	20	–	–	20 (26)	–	–
47	55052	SCHNEIDER Tanja	AUT	17	–	–	6 (37)	11 (20)	–
48	205115	GERG Annemarie	GER	16	–	16 (15)	–	–	–
48	195671	JACQUEMOD Ingrid	FRA	16	–	–	–	16 (15)	–
50	295927	PLANATSCHER Maddalena	ITA	15	–	–	15 (30)	–	–
51	425051	ROGNMO–BAKKE Trine	NOR	14	–	14 (17)	–	–	–
52	105546	TURGEON Melanie	CAN	13	–	–	–	13 (18)	–
53	415069	RIEGLER Claudia	NZE	11	–	11 (20)	–	–	–
54	205392	HAEUSL Regina	GER	10	–	–	–	10 (21)	–
55	225018	CARRICK–ANDERSON Emma	GBR	9	–	9 (22)	–	–	–
55	515429	DUMERMUTH Monika	SUI	9	–	–	–	9 (22)	–
57	515534	DICHT Erika	SUI	8	–	–	8 (35)	–	–
57	385032	JELUSIC Ana	CRO	8	–	–	8 (35)	–	–
57	185058	RAITA Henna	FIN	8	–	8 (23)	–	–	–
60	295463	BASSIS Patrizia	ITA	6	–	–	–	6 (25)	–
61	565207	DABIC Lea	SLO	5	–	5 (26)	–	–	–
61	515403	MUELLER Tamara	SUI	5	–	–	–	5 (26)	–
61	55596	WILHELM Kathrin	AUT	5	–	–	–	5 (26)	–
64	515092	GRUENENFELDER Corina	SUI	4	–	4 (27)	–	–	–
64	495318	RUIZ CASTILLO Carolina	SPA	4	–	–	4 (38)	–	–
66	495107	GALINDO SANTOLARIA Ana	SPA	3	–	–	3 (39)	–	–
66	55290	HEREGGER Selina	AUT	3	–	–	–	3 (28)	–
66	296008	MERIGHETTI Daniela	ITA	3	–	3 (28)	–	–	–
69	485217	ALIEVA Olesja	RUS	2	–	–	2 (40)	–	–
69	565004	BOKAL Natasa	SLO	2	–	2 (29)	–	–	–
69	536884	LUDLOW Libby	USA	2	–	–	–	2 (29)	–
69	565097	PRETNAR Spela	SLO	2	–	–	2 (40)	–	–

FIS SKI WORLD CUP



FIS SKI WORLD CUP AFTER 1st LADIES SUPER-G OVERALL FIS WORLD CUP STANDINGS

Number of Competitors: 73

Rank	FIS Code	Name	Nation	Points	DH	SL 1 race	GS 2 race	SG 1 race	K
73	296259	MOELGG Manuela	ITA	1	-	-	-	1 (30)	-

LEGEND

GS Giant Slalom points **SG** Super-G points **DH** Downhill points **Points** Overall points **SL** Slalom points
K Combined points

29-11-2002 / Aspen (USA) / 5423

Page 3/3

www.fis-ski.com

Generation Date: FRI 29 NOV 2002

Time: 12:42 Swatch Internet Time: @862

Document: 25 1.0

swatch[®] 

FIS SKI WORLD CUP




FIS SKI WORLD CUP AFTER 1st LADIES SUPER-G WOMEN FIS NATION CUP

Number of Nations: 17

Place	Nation	Points	Diff.	DH	SL	GS	SG	K
1	AUT Austria	542		-	137	315	90	-
2	CRO Croatia	298	- 244	-	126	92	80	-
3	SUI Switzerland	267	- 275	-	50	138	79	-
4	ITA Italy	242	- 300	-	32	79	131	-
5	GER Germany	240	- 302	-	60	38	142	-
6	SWE Sweden	235	- 307	-	55	172	8	-
6	USA United States of America	235	- 307	-	59	55	121	-
8	FRA France	213	- 329	-	130	49	34	-
9	NOR Norway	164	- 378	-	14	150	-	-
10	SLO Slovenia	163	- 379	-	7	134	22	-
11	LIE Liechtenstein	100	- 442	-	-	100	-	-
12	CAN Canada	91	- 451	-	-	78	13	-
13	ESP Spain	73	- 469	-	7	66	-	-
14	FIN Finland	49	- 493	-	20	29	-	-
15	NZL New Zealand	11	- 531	-	11	-	-	-
16	GBR Great Britain	9	- 533	-	9	-	-	-
17	RUS Russian Federation	2	- 540	-	-	2	-	-

FIS SKI WORLD CUP



FIS SKI WORLD CUP AFTER 1st LADIES SUPER-G FIS OVERALL NATION CUP

Number of Nations: 17

Place	Nation	Overall			DH Points			SL Points			GS Points			SG Points			K Points		
		M+W	M	W	M+W	M	W	M+W	M	W	M+W	M	W	M+W	M	W	M+W	M	W
1	AUT	1311	769	542	-	-	-	437	300	137	784	469	315	90	-	90	-	-	-
2	SUI	597	330	267	-	-	-	79	29	50	439	301	138	79	-	79	-	-	-
3	FRA	494	281	213	-	-	-	255	125	130	205	156	49	34	-	34	-	-	-
4	ITA	423	181	242	-	-	-	45	13	32	247	168	79	131	-	131	-	-	-
5	USA	388	153	235	-	-	-	109	50	59	158	103	55	121	-	121	-	-	-
6	SWE	330	95	235	-	-	-	70	15	55	252	80	172	8	-	8	-	-	-
7	CRO	321	23	298	-	-	-	144	18	126	97	5	92	80	-	80	-	-	-
8	NOR	313	149	164	-	-	-	86	72	14	227	77	150	-	-	-	-	-	-
9	SLO	258	95	163	-	-	-	74	67	7	162	28	134	22	-	22	-	-	-
10	GER	240	-	240	-	-	-	60	-	60	38	-	38	142	-	142	-	-	-
11	CAN	144	53	91	-	-	-	16	16	-	115	37	78	13	-	13	-	-	-
12	LIE	112	12	100	-	-	-	-	-	-	112	12	100	-	-	-	-	-	-
13	ESP	73	-	73	-	-	-	7	-	7	66	-	66	-	-	-	-	-	-
14	FIN	66	17	49	-	-	-	31	11	20	35	6	29	-	-	-	-	-	-
15	NZL	11	-	11	-	-	-	11	-	11	-	-	-	-	-	-	-	-	-
16	GBR	9	-	9	-	-	-	9	-	9	-	-	-	-	-	-	-	-	-
17	RUS	2	-	2	-	-	-	-	-	-	2	-	2	-	-	-	-	-	-