



FIS SKI WORLD CUP
2nd LADIES SLALOM
LIST OF COMPETITORS BY FIS POINTS



Number of Competitors: 54

FIS Code	Name	Nation	FIS Points
195249	PEQUEGNOT Laure	FRA	0.00
505483	PAERSON Anja	SWE	1.31
535825	KOZNICK Kristina	USA	1.52
385022	KOSTELIC Janica	CRO	3.10
515268	NEF Sonja	SUI	3.31
195377	PASCAL Christel	FRA	3.48
205636	BERGMANN Monika	GER	3.56
185140	POUTIAINEN Tanja	FIN	3.59
515370	OESTER Marlies	SUI	3.97
536481	SCHLEPER Sarah	USA	4.03
205378	ERTL Martina	GER	4.53
195215	VIDAL Vanessa	FRA	4.55
425051	ROGNMO-BAKKE Trine	NOR	4.77
55388	RAICH Carina	AUT	4.99
185058	RAITA Henna	FIN	5.08
55590	SCHILD Marlies	AUT	5.18
515092	GRUENENFELDER Corina	SUI	5.24
565097	PRETNAR Spela	SLO	5.26
55691	SPONRING Christine	AUT	5.32
55302	EGGER Sabine	AUT	5.40
425359	BERNTSEN Hedda	NOR	5.44
705287	ZUZULOVA Veronika	SVK	5.61
565004	BOKAL Natasa	SLO	5.63
205115	GERG Annemarie	GER	5.87
505187	OTTOSSON Anna	SWE	5.93
295435	GIUS Nicole	ITA	5.99
305287	HIROI Noriyo	JPN	5.99
505271	EKMAN Susanne	SWE	6.26
565207	DABIC Lea	SLO	9.86
206001	RIESCH Maria	GER	10.37
415069	RIEGLER Claudia	NZE	10.71
385027	FLEISS Nika	CRO	11.20
295738	BACHMANN Silke	ITA	11.29
495065	RIENDA CONTRERAS Maria Jose	SPA	11.30
425458	VIKEN Line	NOR	11.54
106056	SIMARD Genevieve	CAN	12.39



FIS SKI WORLD CUP
2nd LADIES SLALOM
LIST OF COMPETITORS BY FIS POINTS



Number of Competitors: 54

FIS Code	Name	Nation	FIS Points
55544	KNOR Petra	AUT	12.98
55690	HOSP Nicole	AUT	13.48
425380	BREMSETH Lisa	NOR	13.91
105741	FORSYTH Allison	CAN	14.95
225018	CARRICK-ANDERSON Emma	GBR	17.13
295265	CERESA Annalisa	ITA	17.56
155047	ZAKOURILOVA Petra	CZE	17.67
296259	MOELGG Manuela	ITA	17.88
537545	MANCUSO Julia	USA	19.03
106022	JANYK Britt	CAN	19.07
565243	MAZE Tina	SLO	20.74
536473	LALIVE Caroline	USA	23.64
296008	MERIGHETTI Daniela	ITA	23.93
305092	KASHIWAGI Kumiko	JPN	25.59
515573	AUFDENBLATTEN Fraenzi	SUI	31.19
495318	RUIZ CASTILLO Carolina	SPA	36.46
295342	PUTZER Karen	ITA	46.19
105884	KELLY Gail	CAN	65.19



FIS SKI WORLD CUP
2nd LADIES SLALOM
ALPHABETICAL LIST OF COMPETITORS



Number of Competitors: 54

Nation	FIS Code	Name	FIS Points (October 2002 List)			
			DH	SL	GS	SG
AUT	55302	EGGER Sabine	269.92 (996)	5.40 (21)	24.14 (130)	160.19 (1145)
	55690	HOSP Nicole	30.33 (90)	13.48 (45)	8.12 (34)	43.28 (147)
	55544	KNOR Petra	36.42 (102)	12.98 (43)	14.82 (57)	35.11 (99)
	55388	RAICH Carina	–	4.99 (15)	30.72 (189)	175.59 (1287)
	55590	SCHILD Marlies	102.57 (347)	5.18 (17)	24.92 (139)	82.14 (420)
	55691	SPONRING Christine	11.93 (41)	5.32 (20)	17.62 (76)	38.53 (118)
CAN	105741	FORSYTH Allison	94.52 (314)	14.95 (53)	3.08 (5)	52.05 (195)
	106022	JANYK Britt	92.94 (309)	19.07 (69)	11.08 (39)	30.82 (86)
	105884	KELLY Gail	44.86 (133)	65.19 (622)	24.24 (135)	39.76 (124)
	106056	SIMARD Genevieve	32.32 (95)	12.39 (42)	5.71 (25)	5.11 (19)
CRO	385027	FLEISS Nika	–	11.20 (37)	32.63 (205)	94.04 (526)
	385022	KOSTELIC Janica	11.51 (39)	3.10 (5)	4.67 (13)	4.04 (9)
CZE	155047	ZAKOURILOVA Petra	75.64 (241)	17.67 (64)	24.54 (137)	74.10 (346)
FIN	185140	POUTIAINEN Tanja	–	3.59 (9)	4.09 (12)	134.43 (909)
	185058	RAITA Henna	296.63 (1051)	5.08 (16)	42.56 (327)	227.91 (1593)
FRA	195377	PASCAL Christel	–	3.48 (7)	11.40 (44)	274.91 (1754)
	195249	PEQUEGNOT Laure	221.98 (856)	0.00 (1)	37.61 (259)	144.87 (1006)
	195215	VIDAL Vanessa	165.64 (641)	4.55 (13)	57.74 (541)	120.07 (767)
GBR	225018	CARRICK-ANDERSON Emma	–	17.13 (62)	33.51 (211)	178.70 (1309)
GER	205636	BERGMANN Monika	111.29 (390)	3.56 (8)	21.21 (104)	123.28 (793)
	205378	ERTL Martina	16.01 (51)	4.53 (12)	13.43 (55)	4.54 (14)
	205115	GERG Annemarie	–	5.87 (27)	11.42 (45)	76.88 (373)
	206001	RIESCH Maria	7.58 (33)	10.37 (35)	12.32 (52)	17.68 (41)
ITA	295738	BACHMANN Silke	146.40 (554)	11.29 (38)	5.38 (19)	78.59 (389)
	295265	CERESA Annalisa	48.80 (151)	17.56 (63)	22.63 (118)	69.24 (312)
	295435	GIUS Nicole	182.22 (710)	5.99 (30)	7.38 (32)	86.53 (461)
	296008	MERIGHETTI Daniela	153.29 (581)	23.93 (100)	14.97 (62)	58.82 (229)
	296259	MOELGG Manuela	47.14 (141)	17.88 (66)	12.23 (50)	42.42 (142)



FIS SKI WORLD CUP
2nd LADIES SLALOM
ALPHABETICAL LIST OF COMPETITORS



Number of Competitors: 54

Nation	FIS Code	Name	FIS Points (October 2002 List)							
			DH		SL		GS		SG	
ITA	295342	PUTZER Karen	12.45	(43)	46.19	(330)	2.97	(4)	2.41	(4)
JPN	305287	HIROI Noriyo	–		5.99	(30)	28.83	(176)	235.13	(1629)
	305092	KASHIWAGI Kumiko	571.65	(1187)	25.59	(112)	25.04	(140)	72.03	(333)
NOR	425359	BERNTSEN Hedda	78.99	(251)	5.44	(22)	54.15	(483)	96.53	(549)
	425380	BREMSETH Lisa	46.60	(139)	13.91	(49)	21.44	(105)	81.93	(417)
	425051	ROGNMO–BAKKE Trine	225.54	(865)	4.77	(14)	15.83	(65)	272.52	(1743)
	425458	VIKEN Line	287.93	(1033)	11.54	(40)	32.81	(206)	128.52	(842)
NZE	415069	RIEGLER Claudia	–		10.71	(36)	61.06	(601)	–	
SLO	565004	BOKAL Natasa	213.94	(832)	5.63	(24)	52.04	(452)	125.74	(818)
	565207	DABIC Lea	42.58	(124)	9.86	(34)	37.30	(253)	43.78	(149)
	565243	MAZE Tina	83.83	(270)	20.74	(77)	4.06	(10)	32.87	(93)
	565097	PRETNAR Spela	135.31	(489)	5.26	(19)	11.42	(45)	80.44	(405)
SPA	495065	RIENDA CONTRERAS Maria Jose	–		11.30	(39)	4.73	(15)	32.84	(92)
	495318	RUIZ CASTILLO Carolina	45.10	(134)	36.46	(210)	14.85	(59)	20.31	(47)
SUI	515573	AUFDENBLATTEN Fraenzi	55.12	(170)	31.19	(158)	5.49	(22)	30.22	(84)
	515092	GRUENENFELDER Corina	346.35	(1123)	5.24	(18)	22.19	(113)	210.71	(1513)
	515268	NEF Sonja	–		3.31	(6)	0.00	(1)	98.14	(561)
	515370	OESTER Marlies	41.57	(119)	3.97	(10)	11.37	(43)	121.02	(773)
SVK	705287	ZUZULOVA Veronika	–		5.61	(23)	25.60	(144)	–	
SWE	505271	EKMAN Susanne	–		6.26	(33)	18.81	(86)	158.18	(1129)
	505187	OTTOSSON Anna	309.18	(1075)	5.93	(29)	4.04	(9)	84.77	(442)
	505483	PAERSON Anja	143.58	(539)	1.31	(2)	2.03	(3)	60.33	(250)
USA	535825	KOZNICK Kristina	–		1.52	(3)	5.65	(24)	73.71	(342)
	536473	LALIVE Caroline	4.95	(15)	23.64	(95)	15.93	(66)	3.79	(7)
	537545	MANCUSO Julia	7.92	(34)	19.03	(68)	17.39	(73)	10.28	(33)
	536481	SCHLEPER Sarah	38.44	(104)	4.03	(11)	5.44	(21)	84.04	(436)

LEGEND
DH Downhill SL Slalom GS Giant Slalom SG Super-G

30-11-2002 / Aspen (USA) / 5424

Page 2/2

Data Processing by SWATCH

www.fis-ski.com

SWATCH Timing

Generation Date: FRI 29 NOV 2002

Time: 17:19 Swatch Internet Time: @ 55

Document: 32A 1.0



FIS SKI WORLD CUP
2nd LADIES SLALOM 1st RUN
START LIST

**Jury**

TD FIS	G. WILLIAMSON	CAN
Referee	K. HOCH	FIS
Chief of Race	J. HANCOCK	USA

Technical Data

Course Name	Lower Ruthies Run
Start Altitude	2633 m
Finish Altitude	2463 m
Vertical Drop	170 m
Homologation Number	5781/291/00

Race Information 1st Run

Course Setter	E. SKASLIEN	NOR
Number of Gates	57	
Start Time	10:00	
Forerunners	A - P. WESTFELDT	USA
	B - N. ASOIAN	USA
	C - J. ZAMANSKY	USA

Race Information 2nd Run

Course Setter	A. PUELACHER	SUI
Number of Gates	54	
Start Time	13:00	
Forerunners	A - G. HEARN	USA
	B - G. IRVING	USA
	C - C. JENICK	USA

Number of Competitors: 54

Bib	FIS Code	Name	Year of Birth	Nation	Time	Ski
1	505483	PAERSON Anja	1981	SWE	_____	SA
2	385022	KOSTELIC Janica	1982	CRO	_____	SA
3	205636	BERGMANN Monika	1978	GER	_____	VK
4	195249	PEQUEGNOT Laure	1975	FRA	_____	SA
5	515268	NEF Sonja	1972	SUI	_____	VK
6	195377	PASCAL Christel	1973	FRA	_____	SA
7	535825	KOZNICK Kristina	1975	USA	_____	VK
8	536481	SCHLEPER Sarah	1979	USA	_____	RO
9	185140	POUTIAINEN Tanja	1980	FIN	_____	RO
10	55302	EGGER Sabine	1977	AUT	_____	HE
11	515370	OESTER Marlies	1976	SUI	_____	NO
12	55590	SCHILD Marlies	1981	AUT	_____	AT
13	195215	VIDAL Vanessa	1974	FRA	_____	RO
14	425051	ROGNMO-BAKKE Trine	1975	NOR	_____	RO
15	205378	ERTL Martina	1973	GER	_____	RO
16	55388	RAICH Carina	1979	AUT	_____	AT
17	185058	RAITA Henna	1975	FIN	_____	RO
18	515092	GRUENENFELDER Corina	1975	SUI	_____	NO
19	565097	PRETNAR Spela	1973	SLO	_____	RO
20	55691	SPONRING Christine	1983	AUT	_____	AT
21	425359	BERNTSEN Hedda	1976	NOR	_____	FI
22	705287	ZUZULOVA Veronika	1984	SVK	_____	RO
23	565004	BOKAL Natasa	1967	SLO	_____	EL



FIS SKI WORLD CUP
2nd LADIES SLALOM 1st RUN
START LIST



Number of Competitors: 54

Bib	FIS Code	Name	Year of Birth	Nation	Time	Ski
24	295435	GIUS Nicole	1980	ITA	_____	SA
25	205115	GERG Annemarie	1975	GER	_____	NO
26	505187	OTTOSSON Anna	1976	SWE	_____	DY
27	505271	EKMAN Susanne	1978	SWE	_____	EL
28	415069	RIEGLER Claudia	1976	NZE	_____	RO
29	385027	FLEISS Nika	1984	CRO	_____	AT
30	305287	HIROI Noriyo	1976	JPN	_____	RO
31	295342	PUTZER Karen	1978	ITA	_____	RO
32	565207	DABIC Lea	1981	SLO	_____	EL
33	206001	RIESCH Maria	1984	GER	_____	HE
34	295738	BACHMANN Silke	1977	ITA	_____	VK
35	495065	RIENDA CONTRERAS Maria Jose	1975	SPA	_____	RO
36	425458	VIKEN Line	1981	NOR	_____	DY
37	106056	SIMARD Genevieve	1980	CAN	_____	RO
38	55544	KNOR Petra	1980	AUT	_____	BL
39	55690	HOSP Nicole	1983	AUT	_____	VK
40	425380	BREMSETH Lisa	1979	NOR	_____	VK
41	105741	FORSYTH Allison	1978	CAN	_____	RO
42	225018	CARRICK-ANDERSON Emma	1975	GBR	_____	FI
43	295265	CERESA Annalisa	1978	ITA	_____	VK
44	155047	ZAKOURILOVA Petra	1978	CZE	_____	HE
45	296259	MOELGG Manuela	1983	ITA	_____	FI
46	537545	MANCUSO Julia	1984	USA	_____	RO
47	106022	JANYK Britt	1980	CAN	_____	SA
48	565243	MAZE Tina	1983	SLO	_____	RO
49	536473	LALIVE Caroline	1979	USA	_____	SA
50	296008	MERIGHETTI Daniela	1981	ITA	_____	SA
51	305092	KASHIWAGI Kumiko	1978	JPN	_____	SA
52	515573	AUFDENBLATTEN Fraenzi	1981	SUI	_____	SA
53	495318	RUIZ CASTILLO Carolina	1981	SPA	_____	DY
54	105884	KELLY Gail	1979	CAN	_____	RO

AT : ATOMIC
EL : ELAN
NO : NORDICA
ST : STÖCKLI

BL : BLIZZARD
FI : FISCHER
RO : ROSSIGNOL
VK : VÖLKL

DY : DYNASTAR
HE : HEAD
SA : SALOMON



FIS SKI WORLD CUP
2nd LADIES SLALOM 1st RUN
OFFICIAL RESULTS

**Jury**

TD FIS	G. WILLIAMSON	CAN
Referee	K. HOCH	FIS
Chief of Race	J. HANCOCK	USA

Technical Data

Course Name	Lower Ruthies Run
Start Altitude	2633 m
Finish Altitude	2463 m
Vertical Drop	170 m
Homologation Number	5781/291/00

Race Information 1st Run

Course Setter	E. SKASLIEN	NOR
Number of Gates	57	
Start Time	10:00	
Forerunners	A - P. WESTFELDT	USA
	B - N. ASOIAN	USA
	C - J. ZAMANSKY	USA

Race Information 2nd Run

Course Setter	A. PUELACHER	SUI
Number of Gates	57	
Start Time	13:00	
Forerunners	A - G. HEARN	USA
	B - G. IRVING	USA
	C - C. JENICK	USA

Weather: Sunny **Snow:** Hard **Temperature – Start:** 1 °C **Finish:** -1 °C

Number of Competitors: 54

Rank	Bib	FIS Code	Name	Nation	Time	Diff.	Ski
1	2	385022	KOSTELIC Janica	CRO	47.28		SA
2	1	505483	PAERSON Anja	SWE	47.45	0.17	SA
3	5	515268	NEF Sonja	SUI	47.82	0.54	VK
4	15	205378	ERTL Martina	GER	47.92	0.64	RO
5	10	55302	EGGER Sabine	AUT	48.14	0.86	HE
6	6	195377	PASCAL Christel	FRA	48.17	0.89	SA
7	4	195249	PEQUEGNOT Laure	FRA	48.30	1.02	SA
8	24	295435	GIUS Nicole	ITA	48.31	1.03	SA
9	26	505187	OTTOSSON Anna	SWE	48.39	1.11	DY
10	39	55690	HOSP Nicole	AUT	48.43	1.15	VK
11	27	505271	EKMAN Susanne	SWE	48.46	1.18	EL
12	12	55590	SCHILD Marlies	AUT	48.49	1.21	AT
13	9	185140	POUTIAINEN Tanja	FIN	48.73	1.45	RO
14	25	205115	GERG Annemarie	GER	48.83	1.55	NO
15	32	565207	DABIC Lea	SLO	48.95	1.67	EL
16	3	205636	BERGMANN Monika	GER	49.05	1.77	VK
17	23	565004	BOKAL Natasa	SLO	49.10	1.82	EL
18	43	295265	CERESA Annalisa	ITA	49.15	1.87	VK
18	13	195215	VIDAL Vanessa	FRA	49.15	1.87	RO
20	11	515370	OESTER Marlies	SUI	49.16	1.88	NO



FIS SKI WORLD CUP
2nd LADIES SLALOM 1st RUN
OFFICIAL RESULTS



Number of Competitors: 54

Rank	Bib	FIS Code	Name	Nation	Time	Diff.	Ski
21	20	55691	SPONRING Christine	AUT	49.17	1.89	AT
22	14	425051	ROGNMO-BAKKE Trine	NOR	49.18	1.90	RO
23	19	565097	PRETNAR Spela	SLO	49.21	1.93	RO
24	18	515092	GRUENENFELDER Corina	SUI	49.32	2.04	NO
25	41	105741	FORSYTH Allison	CAN	49.54	2.26	RO
26	36	425458	VIKEN Line	NOR	49.60	2.32	DY
27	21	425359	BERNTSEN Hedda	NOR	49.78	2.50	FI
28	28	415069	RIEGLER Claudia	NZE	49.92	2.64	RO
29	47	106022	JANYK Britt	CAN	49.93	2.65	SA
30	16	55388	RAICH Carina	AUT	49.95	2.67	AT
31	45	296259	MOELGG Manuela	ITA	50.06	2.78	FI
32	40	425380	BREMSETH Lisa	NOR	50.28	3.00	VK
33	34	295738	BACHMANN Silke	ITA	50.31	3.03	VK
34	53	495318	RUIZ CASTILLO Carolina	SPA	50.38	3.10	DY
35	22	705287	ZUZULOVA Veronika	SVK	50.39	3.11	RO
36	42	225018	CARRICK-ANDERSON Emma	GBR	50.52	3.24	FI
37	46	537545	MANCUSO Julia	USA	50.62	3.34	RO
38	37	106056	SIMARD Genevieve	CAN	50.90	3.62	RO
39	50	296008	MERIGHETTI Daniela	ITA	50.91	3.63	SA
40	30	305287	HIROI Noriyo	JPN	50.99	3.71	RO
41	31	295342	PUTZER Karen	ITA	51.36	4.08	RO
42	49	536473	LALIVE Caroline	USA	51.41	4.13	SA
43	48	565243	MAZE Tina	SLO	51.67	4.39	RO
44	51	305092	KASHIWAGI Kumiko	JPN	51.80	4.52	SA
45	52	515573	AUFDENBLATTEN Fraenzi	SUI	52.47	5.19	SA
46	29	385027	FLEISS Nika	CRO	53.11	5.83	AT
47	8	536481	SCHLEPER Sarah	USA	55.24	7.96	RO

DID NOT FINISH 1st RUN: 7 competitors

7	535825	KOZNICK Kristina	USA	VK
17	185058	RAITA Henna	FIN	RO
33	206001	RIESCH Maria	GER	HE
35	495065	RIENDA CONTRERAS M.	SPA	RO
38	55544	KNOR Petra	AUT	BL
44	155047	ZAKOURILOVA Petra	CZE	HE
54	105884	KELLY Gail	CAN	RO

AT :	ATOMIC	BL :	BLIZZARD	DY :	DYNASTAR
EL :	ELAN	FI :	FISCHER	HE :	HEAD
NO :	NORDICA	RO :	ROSSIGNOL	SA :	SALOMON
ST :	STÖCKLI	VK :	VÖLKL		



FIS SKI WORLD CUP
2nd LADIES SLALOM 2nd RUN
START LIST

**Jury**

TD FIS G. WILLIAMSON CAN
Referee K. HOCH FIS
Chief of Race J. HANCOCK USA

Technical Data

Course Name Lower Ruthies Run
Start Altitude 2633 m
Finish Altitude 2463 m
Vertical Drop 170 m
Homologation Number 5781/291/00

Race Information 1st Run

Course Setter E. SKASLIEN NOR
Number of Gates 57
Start Time 10:00
Forerunners A - P. WESTFELDT USA
B - N. ASOIAN USA
C - J. ZAMANSKY USA

Race Information 2nd Run

Course Setter A. PUELACHER SUI
Number of Gates 57
Start Time 13:00
Forerunners A - G. HEARN USA
B - G. IRVING USA
C - C. JENICK USA

Number of Competitors: 30

Start Order	Bib	FIS Code	Name	Year of Birth	Nation	1st Run	Diff.	Rank	2nd Run	Total	Ski
1	16	55388	RAICH Carina	1979	AUT	49.95	2.67	30			AT
2	47	106022	JANYK Britt	1980	CAN	49.93	2.65	29			SA
3	28	415069	RIEGLER Claudia	1976	NZE	49.92	2.64	28			RO
4	21	425359	BERNTSEN Hedda	1976	NOR	49.78	2.50	27			FI
5	36	425458	VIKEN Line	1981	NOR	49.60	2.32	26			DY
6	41	105741	FORSYTH Allison	1978	CAN	49.54	2.26	25			RO
7	18	515092	GRUENENFELDER C.	1975	SUI	49.32	2.04	24			NO
8	19	565097	PRETNAR Spela	1973	SLO	49.21	1.93	23			RO
9	14	425051	ROGNMO-BAKKE Trine	1975	NOR	49.18	1.90	22			RO
10	20	55691	SPONRING Christine	1983	AUT	49.17	1.89	21			AT
11	11	515370	OESTER Marlies	1976	SUI	49.16	1.88	20			NO
12	13	195215	VIDAL Vanessa	1974	FRA	49.15	1.87	18			RO
13	43	295265	CERESA Annalisa	1978	ITA	49.15	1.87	18			VK
14	23	565004	BOKAL Natasa	1967	SLO	49.10	1.82	17			EL
15	3	205636	BERGMANN Monika	1978	GER	49.05	1.77	16			VK
16	32	565207	DABIC Lea	1981	SLO	48.95	1.67	15			EL
17	25	205115	GERG Annemarie	1975	GER	48.83	1.55	14			NO
18	9	185140	POUTIAINEN Tanja	1980	FIN	48.73	1.45	13			RO
19	12	55590	SCHILD Marlies	1981	AUT	48.49	1.21	12			AT
20	27	505271	EKMAN Susanne	1978	SWE	48.46	1.18	11			EL
21	39	55690	HOSP Nicole	1983	AUT	48.43	1.15	10			VK



FIS SKI WORLD CUP
2nd LADIES SLALOM 2nd RUN
START LIST



Number of Competitors: 30

Start Order	Bib	FIS Code	Name	Year of Birth	Nation	1st Run	Diff.	Rank	2nd Run	Total	Ski
22	26	505187	OTTOSSON Anna	1976	SWE	48.39	1.11	9	_____	_____	DY
23	24	295435	GIUS Nicole	1980	ITA	48.31	1.03	8	_____	_____	SA
24	4	195249	PEQUEGNOT Laure	1975	FRA	48.30	1.02	7	_____	_____	SA
25	6	195377	PASCAL Christel	1973	FRA	48.17	0.89	6	_____	_____	SA
26	10	55302	EGGER Sabine	1977	AUT	48.14	0.86	5	_____	_____	HE
27	15	205378	ERTL Martina	1973	GER	47.92	0.64	4	_____	_____	RO
28	5	515268	NEF Sonja	1972	SUI	47.82	0.54	3	_____	_____	VK
29	1	505483	PAERSON Anja	1981	SWE	47.45	0.17	2	_____	_____	SA
30	2	385022	KOSTELIC Janica	1982	CRO	47.28	0.00	1	_____	_____	SA

AT : ATOMIC
EL : ELAN
NO : NORDICA
ST : STÖCKLI

BL : BLIZZARD
FI : FISCHER
RO : ROSSIGNOL
VK : VÖLKL

DY : DYNASTAR
HE : HEAD
SA : SALOMON



FIS SKI WORLD CUP
2nd LADIES SLALOM 2nd RUN
OFFICIAL RESULTS

**Jury**

TD FIS G. WILLIAMSON CAN
Referee K. HOCH FIS
Chief of Race J. HANCOCK USA

Technical Data

Course Name Lower Ruthies Run
Start Altitude 2633 m
Finish Altitude 2463 m
Vertical Drop 170 m
Homologation Number 5781/291/00

Race Information 1st Run

Course Setter E. SKASLIEN NOR
Number of Gates 57
Start Time 10:00
Forerunners A - P. WESTFELDT USA
B - N. ASOIAN USA
C - J. ZAMANSKY USA

Race Information 2nd Run

Course Setter A. PUELACHER SUI
Number of Gates 57
Start Time 13:00
Forerunners A - G. HEARN USA
B - G. IRVING USA
C - C. JENICK USA

Weather: Sunny **Snow:** Hard **Temperature – Start:** –1 °C **Finish:** –1 °C **F–factor:** 570

Number of Competitors: 54

Rank	Bib	FIS Code	Name	Nation	1st Run	2nd Run	Total	Diff.	Race Points	Ski
1	1	505483	PAERSON Anja	SWE	47.45	51.20	1:38.65		0.00	SA
2	2	385022	KOSTELIC Janica	CRO	47.28	51.78	1:39.06	0.41	2.37	SA
3	12	55590	SCHILD Marlies	AUT	48.49	50.69	1:39.18	0.53	3.06	AT
4	39	55690	HOSP Nicole	AUT	48.43	50.99	1:39.42	0.77	4.45	VK
5	6	195377	PASCAL Christel	FRA	48.17	51.87	1:40.04	1.39	8.03	SA
6	5	515268	NEF Sonja	SUI	47.82	52.34	1:40.16	1.51	8.72	VK
7	24	295435	GIUS Nicole	ITA	48.31	51.90	1:40.21	1.56	9.01	SA
8	15	205378	ERTL Martina	GER	47.92	52.59	1:40.51	1.86	10.75	RO
9	11	515370	OESTER Marlies	SUI	49.16	51.44	1:40.60	1.95	11.27	NO
10	10	55302	EGGER Sabine	AUT	48.14	52.62	1:40.76	2.11	12.19	HE
11	3	205636	BERGMANN Monika	GER	49.05	51.87	1:40.92	2.27	13.12	VK
12	26	505187	OTTOSSON Anna	SWE	48.39	52.65	1:41.04	2.39	13.81	DY
13	14	425051	ROGNMO–BAKKE Trine	NOR	49.18	52.06	1:41.24	2.59	14.97	RO
14	32	565207	DABIC Lea	SLO	48.95	52.35	1:41.30	2.65	15.31	EL
14	19	565097	PRETNAR Spela	SLO	49.21	52.09	1:41.30	2.65	15.31	RO
14	9	185140	POUTIAINEN Tanja	FIN	48.73	52.57	1:41.30	2.65	15.31	RO
17	18	515092	GRUENENFELDER Corina	SUI	49.32	52.11	1:41.43	2.78	16.06	NO
18	43	295265	CERESA Annalisa	ITA	49.15	52.35	1:41.50	2.85	16.47	VK

#385 _____



FIS SKI WORLD CUP
2nd LADIES SLALOM 2nd RUN
OFFICIAL RESULTS



Number of Competitors: 54

Rank	Bib	FIS Code	Name	Nation	1st Run	2nd Run	Total	Diff.	Race Points	Ski
19	20	55691	SPONRING Christine	AUT	49.17	52.48	1:41.65	3.00	17.33	AT
20	25	205115	GERG Annemarie	GER	48.83	52.84	1:41.67	3.02	17.45	NO
21	27	505271	EKMAN Susanne	SWE	48.46	53.36	1:41.82	3.17	18.32	EL
22	28	415069	RIEGLER Claudia	NZE	49.92	52.03	1:41.95	3.30	19.07	RO
23	23	565004	BOKAL Natasa	SLO	49.10	53.21	1:42.31	3.66	21.15	EL
24	47	106022	JANYK Britt	CAN	49.93	53.04	1:42.97	4.32	24.96	SA
25	16	55388	RAICH Carina	AUT	49.95	53.24	1:43.19	4.54	26.23	AT
26	13	195215	VIDAL Vanessa	FRA	49.15	54.60	1:43.75	5.10	29.47	RO
27	21	425359	BERNTSEN Hedda	NOR	49.78	54.08	1:43.86	5.21	30.10	FI
28	36	425458	VIKEN Line	NOR	49.60	54.56	1:44.16	5.51	31.84	DY

DID NOT QUALIFY FOR 2nd RUN: 17 competitors

45	296259	MOELGG Manuela	ITA	50.06	FI
40	425380	BREMSETH Lisa	NOR	50.28	VK
34	295738	BACHMANN Silke	ITA	50.31	VK
53	495318	RUIZ CASTILLO Carolina	SPA	50.38	DY
22	705287	ZUZULOVA Veronika	SVK	50.39	RO
42	225018	CARRICK-ANDERSON Emma	GBR	50.52	FI
46	537545	MANCUSO Julia	USA	50.62	RO
37	106056	SIMARD Genevieve	CAN	50.90	RO
50	296008	MERIGHETTI Daniela	ITA	50.91	SA
30	305287	HIROI Noriyo	JPN	50.99	RO
31	295342	PUTZER Karen	ITA	51.36	RO
49	536473	LALIVE Caroline	USA	51.41	SA
48	565243	MAZE Tina	SLO	51.67	RO
51	305092	KASHIWAGI Kumiko	JPN	51.80	SA
52	515573	AUFDENBLATTEN Fraenzi	SUI	52.47	SA
29	385027	FLEISS Nika	CRO	53.11	AT
8	536481	SCHLEPER Sarah	USA	55.24	RO

DID NOT FINISH 1st RUN: 7 competitors

7	535825	KOZNICK Kristina	USA		VK
17	185058	RAITA Henna	FIN		RO
33	206001	RIESCH Maria	GER		HE
35	495065	RIENDA CONTRERAS M.	SPA		RO
38	55544	KNOR Petra	AUT		BL
44	155047	ZAKOURILOVA Petra	CZE		HE
54	105884	KELLY Gail	CAN		RO

DID NOT FINISH 2nd RUN: 2 competitors

4	195249	PEQUEGNOT Laure	FRA		SA
41	105741	FORSYTH Allison	CAN		RO

#385 _____



FIS SKI WORLD CUP
2nd LADIES SLALOM 2nd RUN
OFFICIAL RESULTS



AT : ATOMIC
EL : ELAN
NO : NORDICA
ST : STÖCKLI

BL : BLIZZARD
FI : FISCHER
RO : ROSSIGNOL
VK : VÖLKL

DY : DYNASTAR
HE : HEAD
SA : SALOMON

Technical Delegate:

G. WILLIAMSON (CAN) #385



FIS SKI WORLD CUP
2nd LADIES SLALOM
PENALTY CALCULATION



Best 10 at Finish

Rank	Bib	FIS Code	Name	Nation	FIS Points	Best 5	Race Points
1	1	505483	PAERSON Anja	SWE	1.31	1.31	0.00
2	2	385022	KOSTELIC Janica	CRO	3.10	3.10	2.37
3	12	55590	SCHILD Marlies	AUT	5.18		
4	39	55690	HOSP Nicole	AUT	13.48		
5	6	195377	PASCAL Christel	FRA	3.48	3.48	8.03
6	5	515268	NEF Sonja	SUI	3.31	3.31	8.72
7	24	295435	GIUS Nicole	ITA	5.99		
8	15	205378	ERTL Martina	GER	4.53		
9	11	515370	OESTER Marlies	SUI	3.97	3.97	11.27
10	10	55302	EGGER Sabine	AUT	5.40		

Best 5 FIS Points at Start

Rank	Bib	FIS Code	Name	Nation	FIS Points
DNF	4	195249	PEQUEGNOT Laure	FRA	0.00
1	1	505483	PAERSON Anja	SWE	1.31
DNF	7	535825	KOZNICK Kristina	USA	1.52
2	2	385022	KOSTELIC Janica	CRO	3.10
6	5	515268	NEF Sonja	SUI	3.31

TOTALS:			
	FIS Points of Best 5 at Start (B)	9.24	
	FIS Points of Best at Finish in Top 10 (A)		15.17
	Race Points of Corresponding Competitors (C)		30.39
	Calculated Penalty (A+B-C) : 10 =>	-0.598	
	Rounded	-0.60	
	Correction Value (Z)	-1.70	
	Penalty Applied	0.00	

Technical Delegate:
G. WILLIAMSON (CAN) #385

LEGEND
DNF Did Not Finish



FIS SKI WORLD CUP
2nd LADIES SLALOM 2nd RUN
PERFORMANCE ANALYSIS 1



Number of Competitors: 28

Rank	Bib Name	Nation	Positions			Partials			Difference	
			Pos.	Time	Rank	Pos.	Time	Rank	Time	
1	1 PAERSON Anja	SWE	Run1:	Int1:	23.37	(1)	I1-Fin:	24.08	(2)	0.00
				Fin:	47.45	(2)				0.17
			Run2:	Int1:	23.90	(2)	I1-Fin:	27.30	(6)	0.05
				Fin:	51.20	(3)				0.51
			Total:	Int1:	1:11.35	(1)			0.00	
				Fin:	1:38.65	(1)			0.00	
2	2 KOSTELIC Janica	CRO	Run1:	Int1:	23.55	(4)	I1-Fin:	23.73	(1)	0.18
				Fin:	47.28	(1)				0.00
			Run2:	Int1:	24.60	(13)	I1-Fin:	27.18	(4)	0.75
				Fin:	51.78	(5)				1.09
			Total:	Int1:	1:11.88	(2)			0.53	
				Fin:	1:39.06	(2)			0.41	
3	12 SCHILD Marlies	AUT	Run1:	Int1:	23.79	(10)	I1-Fin:	24.70	(10)	0.42
				Fin:	48.49	(11)				1.21
			Run2:	Int1:	23.85	(1)	I1-Fin:	26.84	(1)	0.00
				Fin:	50.69	(1)				0.00
			Total:	Int1:	1:12.34	(3)			0.99	
				Fin:	1:39.18	(3)			0.53	
4	39 HOSP Nicole	AUT	Run1:	Int1:	23.81	(13)	I1-Fin:	24.62	(8)	0.44
				Fin:	48.43	(9)				1.15
			Run2:	Int1:	24.05	(3)	I1-Fin:	26.94	(2)	0.20
				Fin:	50.99	(2)				0.30
			Total:	Int1:	1:12.48	(4)			1.13	
				Fin:	1:39.42	(4)			0.77	
5	6 PASCAL Christel	FRA	Run1:	Int1:	23.56	(6)	I1-Fin:	24.61	(7)	0.19
				Fin:	48.17	(6)				0.89
			Run2:	Int1:	24.56	(12)	I1-Fin:	27.31	(7)	0.71
				Fin:	51.87	(6)				1.18
			Total:	Int1:	1:12.73	(7)			1.38	
				Fin:	1:40.04	(5)			1.39	
6	5 NEF Sonja	SUI	Run1:	Int1:	23.55	(4)	I1-Fin:	24.27	(3)	0.18
				Fin:	47.82	(3)				0.54
			Run2:	Int1:	24.72	(17)	I1-Fin:	27.62	(13)	0.87
				Fin:	52.34	(13)				1.65
			Total:	Int1:	1:12.54	(5)			1.19	
				Fin:	1:40.16	(6)			1.51	



FIS SKI WORLD CUP
2nd LADIES SLALOM 2nd RUN
PERFORMANCE ANALYSIS 1



Number of Competitors: 28

Rank	Bib	Name	Nation	Positions			Partials			Difference
				Pos.	Time	Rank	Pos.	Time	Rank	Time
7	24	GIUS Nicole	ITA	Run1:	Int1: 23.79 (10)		I1-Fin:	24.52 (5)	0.42	
					Fin: 48.31 (7)				1.03	
				Run2:	Int1: 24.52 (10)		I1-Fin:	27.38 (9)	0.67	
					Fin: 51.90 (8)				1.21	
Total:				Int1: 1:12.83 (9)				1.48		
					Fin: 1:40.21 (7)			1.56		
8	15	ERTL Martina	GER	Run1:	Int1: 23.57 (7)		I1-Fin:	24.35 (4)	0.20	
					Fin: 47.92 (4)				0.64	
				Run2:	Int1: 24.68 (16)		I1-Fin:	27.91 (18)	0.83	
					Fin: 52.59 (18)				1.90	
Total:				Int1: 1:12.60 (6)				1.25		
					Fin: 1:40.51 (8)			1.86		
9	11	OESTER Marlies	SUI	Run1:	Int1: 23.90 (15)		I1-Fin:	25.26 (23)	0.53	
					Fin: 49.16 (19)				1.88	
				Run2:	Int1: 24.40 (5)		I1-Fin:	27.04 (3)	0.55	
					Fin: 51.44 (4)				0.75	
Total:				Int1: 1:13.56 (12)				2.21		
					Fin: 1:40.60 (9)			1.95		
10	10	EGGER Sabine	AUT	Run1:	Int1: 23.51 (2)		I1-Fin:	24.63 (9)	0.14	
					Fin: 48.14 (5)				0.86	
				Run2:	Int1: 24.64 (15)		I1-Fin:	27.98 (19)	0.79	
					Fin: 52.62 (19)				1.93	
Total:				Int1: 1:12.78 (8)				1.43		
					Fin: 1:40.76 (10)			2.11		
11	3	BERGMANN Monika	GER	Run1:	Int1: 24.02 (21)		I1-Fin:	25.03 (15)	0.65	
					Fin: 49.05 (15)				1.77	
				Run2:	Int1: 24.61 (14)		I1-Fin:	27.26 (5)	0.76	
					Fin: 51.87 (6)				1.18	
Total:				Int1: 1:13.66 (17)				2.31		
					Fin: 1:40.92 (11)			2.27		
12	26	OTTOSSON Anna	SWE	Run1:	Int1: 23.79 (10)		I1-Fin:	24.60 (6)	0.42	
					Fin: 48.39 (8)				1.11	
				Run2:	Int1: 24.44 (7)		I1-Fin:	28.21 (24)	0.59	
					Fin: 52.65 (20)				1.96	
Total:				Int1: 1:12.83 (9)				1.48		
					Fin: 1:41.04 (12)			2.39		
13	14	ROGNMO-BAKKE Trine	NOR	Run1:	Int1: 24.19 (24)		I1-Fin:	24.99 (13)	0.82	
					Fin: 49.18 (21)				1.90	
				Run2:	Int1: 24.44 (7)		I1-Fin:	27.62 (13)	0.59	
					Fin: 52.06 (10)				1.37	
Total:				Int1: 1:13.62 (14)				2.27		
					Fin: 1:41.24 (13)			2.59		
14	32	DABIC Lea	SLO	Run1:	Int1: 24.01 (20)		I1-Fin:	24.94 (12)	0.64	
					Fin: 48.95 (14)				1.67	
				Run2:	Int1: 24.74 (19)		I1-Fin:	27.61 (12)	0.89	
					Fin: 52.35 (14)				1.66	
Total:				Int1: 1:13.69 (18)				2.34		
					Fin: 1:41.30 (14)			2.65		



FIS SKI WORLD CUP
2nd LADIES SLALOM 2nd RUN
PERFORMANCE ANALYSIS 1



Number of Competitors: 28

Rank	Bib	Name	Nation	Positions			Partials			Difference
				Pos.	Time	Rank	Pos.	Time	Rank	Time
14	19	PRETNAR Spela	SLO	Run1:	Int1: 24.06 (22)		I1-Fin:	25.15 (17)	0.69	
					Fin: 49.21 (22)				1.93	
				Run2:	Int1: 24.55 (11)		I1-Fin:	27.54 (10)	0.70	
					Fin: 52.09 (11)				1.40	
Total:				Int1: 1:13.76 (20)				2.41		
				Fin: 1:41.30 (14)				2.65		
14	9	POUTIAINEN Tanja	FIN	Run1:	Int1: 23.62 (9)		I1-Fin:	25.11 (16)	0.25	
					Fin: 48.73 (12)				1.45	
				Run2:	Int1: 24.20 (4)		I1-Fin:	28.37 (25)	0.35	
					Fin: 52.57 (17)				1.88	
Total:				Int1: 1:12.93 (11)				1.58		
				Fin: 1:41.30 (14)				2.65		
17	18	GRUENENFELDER C.	SUI	Run1:	Int1: 24.07 (23)		I1-Fin:	25.25 (22)	0.70	
					Fin: 49.32 (23)				2.04	
				Run2:	Int1: 24.41 (6)		I1-Fin:	27.70 (16)	0.56	
					Fin: 52.11 (12)				1.42	
Total:				Int1: 1:13.73 (19)				2.38		
				Fin: 1:41.43 (17)				2.78		
18	43	CERESA Annalisa	ITA	Run1:	Int1: 23.94 (18)		I1-Fin:	25.21 (19)	0.57	
					Fin: 49.15 (17)				1.87	
				Run2:	Int1: 24.48 (9)		I1-Fin:	27.87 (17)	0.63	
					Fin: 52.35 (14)				1.66	
Total:				Int1: 1:13.63 (15)				2.28		
				Fin: 1:41.50 (18)				2.85		
19	20	SPONRING Christine	AUT	Run1:	Int1: 23.97 (19)		I1-Fin:	25.20 (18)	0.60	
					Fin: 49.17 (20)				1.89	
				Run2:	Int1: 24.92 (22)		I1-Fin:	27.56 (11)	1.07	
					Fin: 52.48 (16)				1.79	
Total:				Int1: 1:14.09 (22)				2.74		
				Fin: 1:41.65 (19)				3.00		
20	25	GERG Annemarie	GER	Run1:	Int1: 23.83 (14)		I1-Fin:	25.00 (14)	0.46	
					Fin: 48.83 (13)				1.55	
				Run2:	Int1: 24.76 (20)		I1-Fin:	28.08 (21)	0.91	
					Fin: 52.84 (21)				2.15	
Total:				Int1: 1:13.59 (13)				2.24		
				Fin: 1:41.67 (20)				3.02		
21	27	EKMAN Susanne	SWE	Run1:	Int1: 23.59 (8)		I1-Fin:	24.87 (11)	0.22	
					Fin: 48.46 (10)				1.18	
				Run2:	Int1: 25.18 (25)		I1-Fin:	28.18 (23)	1.33	
					Fin: 53.36 (25)				2.67	
Total:				Int1: 1:13.64 (16)				2.29		
				Fin: 1:41.82 (21)				3.17		
22	28	RIEGLER Claudia	NZE	Run1:	Int1: 24.25 (25)		I1-Fin:	25.67 (27)	0.88	
					Fin: 49.92 (26)				2.64	
				Run2:	Int1: 24.72 (17)		I1-Fin:	27.31 (7)	0.87	
					Fin: 52.03 (9)				1.34	
Total:				Int1: 1:14.64 (23)				3.29		
				Fin: 1:41.95 (22)				3.30		



FIS SKI WORLD CUP
2nd LADIES SLALOM 2nd RUN
PERFORMANCE ANALYSIS 1



Number of Competitors: 28

Rank	Bib	Name	Nation	Positions			Partials			Difference
				Pos.	Time	Rank	Pos.	Time	Rank	Time
23	23	BOKAL Natasa	SLO	Run1:	Int1:	23.52 (3)	I1-Fin:	25.58 (25)		0.15
					Fin:	49.10 (16)				1.82
				Run2:	Int1:	24.81 (21)	I1-Fin:	28.40 (26)		0.96
					Fin:	53.21 (23)				2.52
	Total:	Int1:	1:13.91 (21)				2.56			
				Fin:	1:42.31 (23)				3.66	
24	47	JANYK Britt	CAN	Run1:	Int1:	24.32 (26)	I1-Fin:	25.61 (26)		0.95
					Fin:	49.93 (27)				2.65
				Run2:	Int1:	25.37 (26)	I1-Fin:	27.67 (15)		1.52
					Fin:	53.04 (22)				2.35
	Total:	Int1:	1:15.30 (27)				3.95			
				Fin:	1:42.97 (24)				4.32	
25	16	RAICH Carina	AUT	Run1:	Int1:	24.46 (28)	I1-Fin:	25.49 (24)		1.09
					Fin:	49.95 (28)				2.67
				Run2:	Int1:	25.17 (24)	I1-Fin:	28.07 (20)		1.32
					Fin:	53.24 (24)				2.55
	Total:	Int1:	1:15.12 (26)				3.77			
				Fin:	1:43.19 (25)				4.54	
26	13	VIDAL Vanessa	FRA	Run1:	Int1:	23.93 (17)	I1-Fin:	25.22 (21)		0.56
					Fin:	49.15 (17)				1.87
				Run2:	Int1:	25.62 (27)	I1-Fin:	28.98 (28)		1.77
					Fin:	54.60 (28)				3.91
	Total:	Int1:	1:14.77 (24)				3.42			
				Fin:	1:43.75 (26)				5.10	
27	21	BERNTSEN Hedda	NOR	Run1:	Int1:	23.92 (16)	I1-Fin:	25.86 (28)		0.55
					Fin:	49.78 (25)				2.50
				Run2:	Int1:	25.12 (23)	I1-Fin:	28.96 (27)		1.27
					Fin:	54.08 (26)				3.39
	Total:	Int1:	1:14.90 (25)				3.55			
				Fin:	1:43.86 (27)				5.21	
28	36	VIKEN Line	NOR	Run1:	Int1:	24.39 (27)	I1-Fin:	25.21 (19)		1.02
					Fin:	49.60 (24)				2.32
				Run2:	Int1:	26.43 (28)	I1-Fin:	28.13 (22)		2.58
					Fin:	54.56 (27)				3.87
	Total:	Int1:	1:16.03 (28)				4.68			
				Fin:	1:44.16 (28)				5.51	

LEGEND
Pos Intermediate or Speed Position Int1: Intermediate 1 Run2 Second Run Run1 First Run Fin: Finish
Total First + Second Run



FIS SKI WORLD CUP
2nd LADIES SLALOM 2nd RUN
PERFORMANCE ANALYSIS 2



Number of Competitors: 54

Bib	Name	Nation	Positions			Partials			Difference
			Pos.	Time	Rank	Pos.	Time	Rank	Time
1	PAERSON Anja	SWE	Run1:	Int1: 23.37 (1)		I1-Fin:	24.08 (2)	0.00	
				Fin: 47.45 (2)				0.17	
			Run2:	Int1: 23.90 (2)		I1-Fin:	27.30 (6)	0.05	
				Fin: 51.20 (3)				0.51	
Total:			Int1: 1:11.35 (1)				0.00		
			Fin: 1:38.65 (1)				0.00		
2	KOSTELIC Janica	CRO	Run1:	Int1: 23.55 (4)		I1-Fin:	23.73 (1)	0.18	
				Fin: 47.28 (1)				0.00	
			Run2:	Int1: 24.60 (13)		I1-Fin:	27.18 (4)	0.75	
				Fin: 51.78 (5)				1.09	
Total:			Int1: 1:11.88 (2)				0.53		
			Fin: 1:39.06 (2)				0.41		
3	BERGMANN Monika	GER	Run1:	Int1: 24.02 (25)		I1-Fin:	25.03 (16)	0.65	
				Fin: 49.05 (16)				1.77	
			Run2:	Int1: 24.61 (14)		I1-Fin:	27.26 (5)	0.76	
				Fin: 51.87 (6)				1.18	
Total:			Int1: 1:13.66 (17)				2.31		
			Fin: 1:40.92 (11)				2.27		
4	PEQUEGNOT Laure	FRA	Run1:	Int1: 23.89 (16)		I1-Fin:	24.41 (5)	0.52	
				Fin: 48.30 (7)				1.02	
			Run2:	Int1: DNF		I1-Fin:			
				Fin: DNF					
Total:			Int1: DNF						
			Fin: DNF						
5	NEF Sonja	SUI	Run1:	Int1: 23.55 (4)		I1-Fin:	24.27 (3)	0.18	
				Fin: 47.82 (3)				0.54	
			Run2:	Int1: 24.72 (17)		I1-Fin:	27.62 (13)	0.87	
				Fin: 52.34 (13)				1.65	
Total:			Int1: 1:12.54 (5)				1.19		
			Fin: 1:40.16 (6)				1.51		
6	PASCAL Christel	FRA	Run1:	Int1: 23.56 (6)		I1-Fin:	24.61 (8)	0.19	
				Fin: 48.17 (6)				0.89	
			Run2:	Int1: 24.56 (12)		I1-Fin:	27.31 (7)	0.71	
				Fin: 51.87 (6)				1.18	
Total:			Int1: 1:12.73 (7)				1.38		
			Fin: 1:40.04 (5)				1.39		



FIS SKI WORLD CUP
2nd LADIES SLALOM 2nd RUN
PERFORMANCE ANALYSIS 2



Number of Competitors: 54

Bib	Name	Nation	Positions			Partials			Difference
			Pos.	Time	Rank	Pos.	Time	Rank	Time
7	KOZNICK Kristina	USA	Run1:	Int1: 23.98 Fin: DNF	(23)	I1-Fin:		0.61	
			Run2:	Int1: Fin: DNF		I1-Fin:			
			Total:	Int1: Fin: DNF					
8	SCHLEPER Sarah	USA	Run1:	Int1: 24.16 Fin: 55.24	(29) (47)	I1-Fin: 31.08	(47)	0.79 7.96	
			Run2:	Int1: Fin: DNQ		I1-Fin:			
			Total:	Int1: Fin: DNQ					
9	POUTIAINEN Tanja	FIN	Run1:	Int1: 23.62 Fin: 48.73	(9) (13)	I1-Fin: 25.11	(17)	0.25 1.45	
			Run2:	Int1: 24.20 Fin: 52.57	(4) (17)	I1-Fin: 28.37	(25)	0.35 1.88	
			Total:	Int1: 1:12.93 Fin: 1:41.30	(11) (14)			1.58 2.65	
10	EGGER Sabine	AUT	Run1:	Int1: 23.51 Fin: 48.14	(2) (5)	I1-Fin: 24.63	(10)	0.14 0.86	
			Run2:	Int1: 24.64 Fin: 52.62	(15) (19)	I1-Fin: 27.98	(19)	0.79 1.93	
			Total:	Int1: 1:12.78 Fin: 1:40.76	(8) (10)			1.43 2.11	
11	OESTER Marlies	SUI	Run1:	Int1: 23.90 Fin: 49.16	(17) (20)	I1-Fin: 25.26	(24)	0.53 1.88	
			Run2:	Int1: 24.40 Fin: 51.44	(5) (4)	I1-Fin: 27.04	(3)	0.55 0.75	
			Total:	Int1: 1:13.56 Fin: 1:40.60	(12) (9)			2.21 1.95	
12	SCHILD Marlies	AUT	Run1:	Int1: 23.79 Fin: 48.49	(10) (12)	I1-Fin: 24.70	(11)	0.42 1.21	
			Run2:	Int1: 23.85 Fin: 50.69	(1) (1)	I1-Fin: 26.84	(1)	0.00 0.00	
			Total:	Int1: 1:12.34 Fin: 1:39.18	(3) (3)			0.99 0.53	
13	VIDAL Vanessa	FRA	Run1:	Int1: 23.93 Fin: 49.15	(19) (18)	I1-Fin: 25.22	(22)	0.56 1.87	
			Run2:	Int1: 25.62 Fin: 54.60	(27) (28)	I1-Fin: 28.98	(28)	1.77 3.91	
			Total:	Int1: 1:14.77 Fin: 1:43.75	(24) (26)			3.42 5.10	
14	ROGNMO-BAKKE Trine	NOR	Run1:	Int1: 24.19 Fin: 49.18	(31) (22)	I1-Fin: 24.99	(14)	0.82 1.90	
			Run2:	Int1: 24.44 Fin: 52.06	(7) (10)	I1-Fin: 27.62	(13)	0.59 1.37	
			Total:	Int1: 1:13.62 Fin: 1:41.24	(14) (13)			2.27 2.59	



FIS SKI WORLD CUP
2nd LADIES SLALOM 2nd RUN
PERFORMANCE ANALYSIS 2



Number of Competitors: 54

Bib	Name	Nation	Positions			Partials			Difference
			Pos.	Time	Rank	Pos.	Time	Rank	Time
15	ERTL Martina	GER	Run1:	Int1: 23.57 (7)		I1-Fin:	24.35 (4)		0.20
				Fin: 47.92 (4)					0.64
			Run2:	Int1: 24.68 (16)		I1-Fin:	27.91 (18)		0.83
				Fin: 52.59 (18)					1.90
Total:			Int1: 1:12.60 (6)					1.25	
			Fin: 1:40.51 (8)					1.86	
16	RAICH Carina	AUT	Run1:	Int1: 24.46 (36)		I1-Fin:	25.49 (29)		1.09
				Fin: 49.95 (30)					2.67
			Run2:	Int1: 25.17 (24)		I1-Fin:	28.07 (20)		1.32
				Fin: 53.24 (24)					2.55
Total:			Int1: 1:15.12 (26)					3.77	
			Fin: 1:43.19 (25)					4.54	
17	RAITA Henna	FIN	Run1:	Int1: 23.86 (15)		I1-Fin:			0.49
				Fin: DNF					
			Run2:	Int1: DNF		I1-Fin:			
				Fin: DNF					
Total:			Int1: DNF						
			Fin: DNF						
18	GRUENENFELDER Corina	SUI	Run1:	Int1: 24.07 (28)		I1-Fin:	25.25 (23)		0.70
				Fin: 49.32 (24)					2.04
			Run2:	Int1: 24.41 (6)		I1-Fin:	27.70 (16)		0.56
				Fin: 52.11 (12)					1.42
Total:			Int1: 1:13.73 (19)					2.38	
			Fin: 1:41.43 (17)					2.78	
19	PRETNAR Spela	SLO	Run1:	Int1: 24.06 (27)		I1-Fin:	25.15 (18)		0.69
				Fin: 49.21 (23)					1.93
			Run2:	Int1: 24.55 (11)		I1-Fin:	27.54 (10)		0.70
				Fin: 52.09 (11)					1.40
Total:			Int1: 1:13.76 (20)					2.41	
			Fin: 1:41.30 (14)					2.65	
20	SPONRING Christine	AUT	Run1:	Int1: 23.97 (21)		I1-Fin:	25.20 (19)		0.60
				Fin: 49.17 (21)					1.89
			Run2:	Int1: 24.92 (22)		I1-Fin:	27.56 (11)		1.07
				Fin: 52.48 (16)					1.79
Total:			Int1: 1:14.09 (22)					2.74	
			Fin: 1:41.65 (19)					3.00	
21	BERNTSEN Hedda	NOR	Run1:	Int1: 23.92 (18)		I1-Fin:	25.86 (36)		0.55
				Fin: 49.78 (27)					2.50
			Run2:	Int1: 25.12 (23)		I1-Fin:	28.96 (27)		1.27
				Fin: 54.08 (26)					3.39
Total:			Int1: 1:14.90 (25)					3.55	
			Fin: 1:43.86 (27)					5.21	
22	ZUZULOVA Veronika	SVK	Run1:	Int1: 25.07 (46)		I1-Fin:	25.32 (26)		1.70
				Fin: 50.39 (35)					3.11
			Run2:	Int1: DNF		I1-Fin:			
				Fin: DNF					
Total:			Int1: DNF						
			Fin: DNF						



FIS SKI WORLD CUP
2nd LADIES SLALOM 2nd RUN
PERFORMANCE ANALYSIS 2



Number of Competitors: 54

Bib	Name	Nation	Positions			Partials			Difference
			Pos.	Time	Rank	Pos.	Time	Rank	Time
23	BOKAL Natasa	SLO	Run1:	Int1: 23.52 (3)		I1-Fin:	25.58 (30)		0.15
				Fin: 49.10 (17)					1.82
			Run2:	Int1: 24.81 (21)		I1-Fin:	28.40 (26)		0.96
				Fin: 53.21 (23)					2.52
			Total:	Int1: 1:13.91 (21)					2.56
			Fin: 1:42.31 (23)				3.66		
24	GIUS Nicole	ITA	Run1:	Int1: 23.79 (10)		I1-Fin:	24.52 (6)		0.42
				Fin: 48.31 (8)					1.03
			Run2:	Int1: 24.52 (10)		I1-Fin:	27.38 (9)		0.67
				Fin: 51.90 (8)					1.21
			Total:	Int1: 1:12.83 (9)					1.48
			Fin: 1:40.21 (7)				1.56		
25	GERG Annemarie	GER	Run1:	Int1: 23.83 (14)		I1-Fin:	25.00 (15)		0.46
				Fin: 48.83 (14)					1.55
			Run2:	Int1: 24.76 (20)		I1-Fin:	28.08 (21)		0.91
				Fin: 52.84 (21)					2.15
			Total:	Int1: 1:13.59 (13)					2.24
			Fin: 1:41.67 (20)				3.02		
26	OTTOSSON Anna	SWE	Run1:	Int1: 23.79 (10)		I1-Fin:	24.60 (7)		0.42
				Fin: 48.39 (9)					1.11
			Run2:	Int1: 24.44 (7)		I1-Fin:	28.21 (24)		0.59
				Fin: 52.65 (20)					1.96
			Total:	Int1: 1:12.83 (9)					1.48
			Fin: 1:41.04 (12)				2.39		
27	EKMAN Susanne	SWE	Run1:	Int1: 23.59 (8)		I1-Fin:	24.87 (12)		0.22
				Fin: 48.46 (11)					1.18
			Run2:	Int1: 25.18 (25)		I1-Fin:	28.18 (23)		1.33
				Fin: 53.36 (25)					2.67
			Total:	Int1: 1:13.64 (16)					2.29
			Fin: 1:41.82 (21)				3.17		
28	RIEGLER Claudia	NZE	Run1:	Int1: 24.25 (33)		I1-Fin:	25.67 (33)		0.88
				Fin: 49.92 (28)					2.64
			Run2:	Int1: 24.72 (17)		I1-Fin:	27.31 (7)		0.87
				Fin: 52.03 (9)					1.34
			Total:	Int1: 1:14.64 (23)					3.29
			Fin: 1:41.95 (22)				3.30		
29	FLEISS Nika	CRO	Run1:	Int1: 23.97 (21)		I1-Fin:	29.14 (46)		0.60
				Fin: 53.11 (46)					5.83
			Run2:	Int1:		I1-Fin:			
				Fin: DNQ					
			Total:	Int1:					
			Fin: DNQ						
30	HIROI Noriyo	JPN	Run1:	Int1: 24.85 (42)		I1-Fin:	26.14 (38)		1.48
				Fin: 50.99 (40)					3.71
			Run2:	Int1:		I1-Fin:			
				Fin: DNQ					
			Total:	Int1:					
			Fin: DNQ						



FIS SKI WORLD CUP
2nd LADIES SLALOM 2nd RUN
PERFORMANCE ANALYSIS 2



Number of Competitors: 54

Bib	Name	Nation	Positions			Partials			Difference	
			Pos.	Time	Rank	Pos.	Time	Rank	Time	
31	PUTZER Karen	ITA	Run1:	Int1:	25.09	(47)	I1-Fin:	26.27	(40)	1.72
				Fin:	51.36	(41)				4.08
			Run2:	Int1:			I1-Fin:			
				Fin:	DNQ					
Total:			Int1:							
			Fin:	DNQ						
32	DABIC Lea	SLO	Run1:	Int1:	24.01	(24)	I1-Fin:	24.94	(13)	0.64
				Fin:	48.95	(15)				1.67
			Run2:	Int1:	24.74	(19)	I1-Fin:	27.61	(12)	0.89
				Fin:	52.35	(14)				1.66
Total:			Int1:	1:13.69	(18)				2.34	
			Fin:	1:41.30	(14)				2.65	
33	RIESCH Maria	GER	Run1:	Int1:			I1-Fin:			
				Fin:	DNF					
			Run2:	Int1:			I1-Fin:			
				Fin:	DNF					
Total:			Int1:							
			Fin:	DNF						
34	BACHMANN Silke	ITA	Run1:	Int1:	25.04	(45)	I1-Fin:	25.27	(25)	1.67
				Fin:	50.31	(33)				3.03
			Run2:	Int1:			I1-Fin:			
				Fin:	DNQ					
Total:			Int1:							
			Fin:	DNQ						
35	RIENDA CONTRERAS M.	SPA	Run1:	Int1:			I1-Fin:			
				Fin:	DNF					
			Run2:	Int1:			I1-Fin:			
				Fin:	DNF					
Total:			Int1:							
			Fin:	DNF						
36	VIKEN Line	NOR	Run1:	Int1:	24.39	(35)	I1-Fin:	25.21	(20)	1.02
				Fin:	49.60	(26)				2.32
			Run2:	Int1:	26.43	(28)	I1-Fin:	28.13	(22)	2.58
				Fin:	54.56	(27)				3.87
Total:			Int1:	1:16.03	(28)				4.68	
			Fin:	1:44.16	(28)				5.51	
37	SIMARD Genevieve	CAN	Run1:	Int1:	24.03	(26)	I1-Fin:	26.87	(44)	0.66
				Fin:	50.90	(38)				3.62
			Run2:	Int1:			I1-Fin:			
				Fin:	DNQ					
Total:			Int1:							
			Fin:	DNQ						
38	KNOR Petra	AUT	Run1:	Int1:	24.61	(38)	I1-Fin:			1.24
				Fin:	DNF					
			Run2:	Int1:			I1-Fin:			
				Fin:	DNF					
Total:			Int1:							
			Fin:	DNF						



FIS SKI WORLD CUP
2nd LADIES SLALOM 2nd RUN
PERFORMANCE ANALYSIS 2



Number of Competitors: 54

Bib	Name	Nation	Positions			Partials			Difference	
			Pos.	Time	Rank	Pos.	Time	Rank	Time	
39	HOSP Nicole	AUT	Run1:	Int1:	23.81	(13)	I1-Fin:	24.62	(9)	0.44
				Fin:	48.43	(10)				1.15
			Run2:	Int1:	24.05	(3)	I1-Fin:	26.94	(2)	0.20
				Fin:	50.99	(2)				0.30
	Total:	Int1:	1:12.48	(4)				1.13		
		Fin:	1:39.42	(4)				0.77		
40	BREMSETH Lisa	NOR	Run1:	Int1:	24.70	(39)	I1-Fin:	25.58	(30)	1.33
				Fin:	50.28	(32)				3.00
			Run2:	Int1:			I1-Fin:			
				Fin:	DNQ					
	Total:	Int1:								
		Fin:	DNQ							
41	FORSYTH Allison	CAN	Run1:	Int1:	24.20	(32)	I1-Fin:	25.34	(27)	0.83
				Fin:	49.54	(25)				2.26
			Run2:	Int1:			I1-Fin:			
				Fin:	DNF					
	Total:	Int1:								
		Fin:	DNF							
42	CARRICK-ANDERSON Emma	GBR	Run1:	Int1:	24.76	(41)	I1-Fin:	25.76	(34)	1.39
				Fin:	50.52	(36)				3.24
			Run2:	Int1:			I1-Fin:			
				Fin:	DNQ					
	Total:	Int1:								
		Fin:	DNQ							
43	CERESA Annalisa	ITA	Run1:	Int1:	23.94	(20)	I1-Fin:	25.21	(20)	0.57
				Fin:	49.15	(18)				1.87
			Run2:	Int1:	24.48	(9)	I1-Fin:	27.87	(17)	0.63
				Fin:	52.35	(14)				1.66
	Total:	Int1:	1:13.63	(15)				2.28		
		Fin:	1:41.50	(18)				2.85		
44	ZAKOURILOVA Petra	CZE	Run1:	Int1:			I1-Fin:			
				Fin:	DNF					
			Run2:	Int1:			I1-Fin:			
				Fin:	DNF					
	Total:	Int1:								
		Fin:	DNF							
45	MOELGG Manuela	ITA	Run1:	Int1:	24.16	(29)	I1-Fin:	25.90	(37)	0.79
				Fin:	50.06	(31)				2.78
			Run2:	Int1:			I1-Fin:			
				Fin:	DNQ					
	Total:	Int1:								
		Fin:	DNQ							
46	MANCUSO Julia	USA	Run1:	Int1:	25.22	(49)	I1-Fin:	25.40	(28)	1.85
				Fin:	50.62	(37)				3.34
			Run2:	Int1:			I1-Fin:			
				Fin:	DNQ					
	Total:	Int1:								
		Fin:	DNQ							



FIS SKI WORLD CUP
2nd LADIES SLALOM 2nd RUN
PERFORMANCE ANALYSIS 2



Number of Competitors: 54

Bib	Name	Nation	Positions			Partials			Difference	
			Pos.	Time	Rank	Pos.	Time	Rank	Time	
47	JANYK Britt	CAN	Run1:	Int1:	24.32	(34)	I1-Fin:	25.61	(32)	0.95
				Fin:	49.93	(29)				
			Run2:	Int1:	25.37	(26)	I1-Fin:	27.67	(15)	1.52
				Fin:	53.04	(22)				
Total:	Int1:	1:15.30	(27)				3.95			
		Fin:	1:42.97	(24)				4.32		
48	MAZE Tina	SLO	Run1:	Int1:	24.97	(43)	I1-Fin:	26.70	(43)	1.60
				Fin:	51.67	(43)				
			Run2:	Int1:			I1-Fin:			
				Fin:	DNQ					
Total:	Int1:									
		Fin:	DNQ							
49	LALIVE Caroline	USA	Run1:	Int1:	24.97	(43)	I1-Fin:	26.44	(41)	1.60
				Fin:	51.41	(42)				
			Run2:	Int1:			I1-Fin:			
				Fin:	DNQ					
Total:	Int1:									
		Fin:	DNQ							
50	MERIGHETTI Daniela	ITA	Run1:	Int1:	24.71	(40)	I1-Fin:	26.20	(39)	1.34
				Fin:	50.91	(39)				
			Run2:	Int1:			I1-Fin:			
				Fin:	DNQ					
Total:	Int1:									
		Fin:	DNQ							
51	KASHIWAGI Kumiko	JPN	Run1:	Int1:	25.21	(48)	I1-Fin:	26.59	(42)	1.84
				Fin:	51.80	(44)				
			Run2:	Int1:			I1-Fin:			
				Fin:	DNQ					
Total:	Int1:									
		Fin:	DNQ							
52	AUFDENBLATTEN Fraenzi	SUI	Run1:	Int1:	25.31	(50)	I1-Fin:	27.16	(45)	1.94
				Fin:	52.47	(45)				
			Run2:	Int1:			I1-Fin:			
				Fin:	DNQ					
Total:	Int1:									
		Fin:	DNQ							
53	RUIZ CASTILLO Carolina	SPA	Run1:	Int1:	24.60	(37)	I1-Fin:	25.78	(35)	1.23
				Fin:	50.38	(34)				
			Run2:	Int1:			I1-Fin:			
				Fin:	DNQ					
Total:	Int1:									
		Fin:	DNQ							




FIS SKI WORLD CUP
 2nd LADIES SLALOM 2nd RUN
PERFORMANCE ANALYSIS 2



Number of Competitors: 54

Bib	Name	Nation	Positions			Partials			Difference
			Pos.	Time	Rank	Pos.	Time	Rank	Time
54	KELLY Gail	CAN	Run1:	Int1:		I1-Fin:			
				Fin:	DNF				
			Run2:	Int1:		I1-Fin:			
				Fin:	DNF				
			Total:	Int1:					
				Fin:	DNF				


LEGEND									
Pos	Intermediate or Speed Position	DNQ	Did Not Qualify	DNF	Did Not Finish	Run1	First Run	Fin:	Finish
Total	First + Second Run	Int1:	Intermediate 1	Run2	Second Run				



FIS SKI WORLD CUP

FIS SKI WORLD CUP AFTER 2nd LADIES SLALOM SLALOM FIS WCSL LIST

Number of Competitors: 60			23 NOV 2002 Park City (USA)		30 NOV 2002 Aspen (USA)			
Rank	FIS Code	Name	Nation	1	2	Base	- X + Y = WCSL-SL	
1	195249	PEQUEGNOT Laure	FRA	50	-	677	135 50	592
2	505483	PAERSON Anja	SWE	18	100	540	108 118	550
3	385022	KOSTELIC Janica	CRO	100	80	352	70 180	462
4	535825	KOZNICK Kristina	USA	13	-	518	104 13	427
5	195377	PASCAL Christel	FRA	80	45	312	62 125	375
6	515268	NEF Sonja	SUI	36	40	330	66 76	340
7	505084	NOWEN Ylva	SWE	-	-	378	76 -	302
8	205636	BERGMANN Monika	GER	20	24	304	61 44	287
9	185140	POUTIAINEN Tanja	FIN	12	18	301	60 30	271
10	515370	OESTER Marlies	SUI	10	29	261	52 39	248
11	536481	SCHLEPER Sarah	USA	40	-	254	51 40	243
12	205378	ERTL Martina	GER	24	32	202	40 56	218
13	55590	SCHILD Marlies	AUT	45	60	134	27 105	212
14	425051	ROGNMO-BAKKE Trine	NOR	14	20	177	35 34	176
15	55302	EGGER Sabine	AUT	60	26	111	22 86	175
16	195215	VIDAL Vanessa	FRA	-	5	200	40 5	165
17	55388	RAICH Carina	AUT	-	6	154	31 6	129
18	185058	RAITA Henna	FIN	8	-	144	29 8	123
19	515092	GRUENENFELDER Corina	SUI	4	14	128	26 18	120
20	565097	PRETNAR Spela	SLO	-	18	126	25 18	119
21	55691	SPONRING Christine	AUT	-	12	119	24 12	107
22	295435	GIUS Nicole	ITA	29	36	49	10 65	104
23	425359	BERNTSEN Hedda	NOR	-	4	107	21 4	90
24	55690	HOSP Nicole	AUT	32	50	-	- 82	82
25	505187	OTTOSSON Anna	SWE	15	22	55	11 37	81
26	565004	BOKAL Natasa	SLO	2	8	87	17 10	80
27	205115	GERG Annemarie	GER	16	11	62	12 27	77
28	705287	ZUZULOVA Veronika	SVK	-	-	89	18 -	71
29	505271	EKMAN Susanne	SWE	22	10	44	9 32	67
30	295559	BIAVASCHI Elisabetta	ITA	-	-	82	16 -	66
31	55069	GOETSCHL Renate	AUT	-	-	76	15 -	61
32	415069	RIEGLER Claudia	NZE	11	9	48	10 20	58
33	565207	DABIC Lea	SLO	5	18	41	8 23	56
34	565109	DOVZAN Alenka	SLO	-	-	60	12 -	48



FIS SKI WORLD CUP


FIS SKI WORLD CUP AFTER 2nd LADIES SLALOM SLALOM FIS WCSL LIST

Rank	FIS Code	Name	Nation	23 NOV 2002 Park City (USA)		30 NOV 2002 Aspen (USA)		Base - X + Y = WCSL-SL	
				1	2	1	2		
35	385027	FLEISS Nika	CRO	26	-	22	4	26	44
36	305287	HIROI Noriyo	JPN	-	-	49	10	-	39
36	495065	RIENDA CONTRERAS M.	SPA	7	-	40	8	7	39
38	45002	STEGGALL Zali	AUS	-	-	47	9	-	38
39	55759	KIRCHGASSER Michaela	AUT	-	-	32	6	-	26
40	105741	FORSYTH Allison	CAN	-	-	30	6	-	24
41	505260	HARGIN Janette	SWE	-	-	27	5	-	22
42	55136	KOELLERER Karin	AUT	-	-	26	5	-	21
43	106022	JANYK Britt	CAN	-	7	14	3	7	18
44	295265	CERESA Annalisa	ITA	-	13	-	-	13	13
45	225018	CARRICK-ANDERSON E.	GBR	9	-	3	1	9	11
46	505396	HARGIN Christine	SWE	-	-	12	2	-	10
46	295445	KARBON Denise	ITA	-	-	13	3	-	10
46	565243	MAZE Tina	SLO	-	-	12	2	-	10
46	106056	SIMARD Genevieve	CAN	-	-	13	3	-	10
46	425458	VIKEN Line	NOR	-	3	9	2	3	10
51	206001	RIESCH Maria	GER	-	-	10	2	-	8
51	55359	TRUPPE Karin	AUT	-	-	10	2	-	8
53	205716	HUBER-BRANDT Marina	GER	-	-	9	2	-	7
54	295738	BACHMANN Silke	ITA	-	-	7	1	-	6
54	537545	MANCUSO Julia	USA	6	-	-	-	6	6
54	295927	PLANATSCHER Maddalena	ITA	-	-	8	2	-	6
54	205736	WOLF Stefanie	GER	-	-	8	2	-	6
58	55544	KNOR Petra	AUT	-	-	6	1	-	5
59	296008	MERIGHETTI Daniela	ITA	3	-	-	-	3	3
60	155047	ZAKOURILOVA Petra	CZE	-	-	3	1	-	2

Number of Competitors per Nation until 60th position

AUS : 1	AUT : 10	CAN : 3	CRO : 2	CZE : 1	FIN : 2
FRA : 3	GBR : 1	GER : 6	ITA : 7	JPN : 1	NOR : 3
NZE : 1	SLO : 5	SPA : 1	SUI : 3	SVK : 1	SWE : 6
USA : 3					





FIS SKI WORLD CUP

FIS SKI WORLD CUP AFTER 2nd LADIES SLALOM SLALOM FIS WCSL LIST

LEGEND

Base Last season WCSL points
X (Base / number of planned races in the current season) * number of completed races in the current season
Y WC points won in the current season
WCSL-SL World Cup Start List points for Slalom

30-11-2002 / Aspen (USA) / 5424

Page 3/3

www.fis-ski.com

Generation Date: SAT 30 NOV 2002

Time: 13:57 Swatch Internet Time: @914

Document: 60A 1.0

swatch[®] 




FIS SKI WORLD CUP

FIS SKI WORLD CUP AFTER 2nd LADIES SLALOM OVERALL FIS WCSL LIST

Number of Competitors: 138

Rank	FIS Code	Name	Nation	WCSL	DH	SL	GS	SG	K
1	55198	DORFMEISTER Michaela	AUT	1363	498 (2)	–	464 (2)	260 (4)	141 (3)
2	385022	KOSTELIC Janica	CRO	1106	15 (44)	462 (3)	234 (12)	215 (6)	180 (2)
3	55069	GOETSCHL Renate	AUT	1054	468 (3)	61 (31)	30 (40)	215 (6)	280 (1)
4	205117	GERG Hilde	GER	1006	462 (4)	–	38 (37)	456 (1)	50 (11)
5	505483	PAERSON Anja	SWE	986	–	550 (2)	428 (3)	8 (43)	–
6	515268	NEF Sonja	SUI	932	–	340 (6)	592 (1)	–	–
7	295588	KOSTNER Isolde	ITA	788	648 (1)	–	28 (43)	112 (15)	–
8	515098	REY BELLET Corinne	SUI	717	459 (5)	–	110 (21)	148 (11)	–
9	195249	PEQUEGNOT Laure	FRA	592	–	592 (1)	–	–	–
9	295342	PUTZER Karen	ITA	592	19 (40)	–	309 (6)	264 (3)	–
11	195374	MONTILLET Carole	FRA	588	280 (9)	–	143 (16)	165 (10)	–
12	55212	MEISSNITZER Alexandra	AUT	573	13 (46)	–	275 (9)	265 (2)	20 (28)
13	295136	CECCARELLI Daniela	ITA	533	201 (13)	–	9 (51)	253 (5)	70 (8)
14	55261	OBERMOSER Brigitte	AUT	522	242 (10)	–	103 (23)	95 (18)	82 (5)
15	535825	KOZNICK Kristina	USA	514	–	427 (4)	87 (28)	–	–
16	505084	NOWEN Ylva	SWE	509	–	302 (7)	207 (14)	–	–
17	185140	POUTIAINEN Tanja	FIN	494	–	271 (9)	223 (13)	–	–
18	55290	HEREGGER Selina	AUT	486	308 (8)	–	69 (29)	25 (32)	84 (4)
19	205378	ERTL Martina	GER	473	17 (41)	218 (12)	38 (37)	140 (12)	60 (10)
20	515409	BERTHOD Sylviane	SUI	466	382 (6)	–	–	84 (20)	–
21	195377	PASCAL Christel	FRA	418	–	375 (5)	43 (35)	–	–
22	536138	CLARK Kirsten L	USA	410	175 (14)	–	61 (31)	174 (9)	–
23	195503	SUCHET Melanie	FRA	409	320 (7)	–	12 (49)	77 (21)	–
24	536473	LALIVE Caroline	USA	389	172 (15)	–	–	177 (8)	40 (17)
25	505083	WIBERG Pernilla	SWE	385	226 (11)	–	3 (62)	111 (16)	45 (14)
26	425001	FLEMMEN Andrine	NOR	368	–	–	368 (4)	–	–
27	536481	SCHLEPER Sarah	USA	354	–	243 (11)	111 (20)	–	–
28	505187	OTTOSSON Anna	SWE	339	–	81 (25)	258 (10)	–	–
29	515370	OESTER Marlies	SUI	328	–	248 (10)	30 (40)	–	50 (11)
30	105741	FORSYTH Allison	CAN	327	–	24 (40)	303 (7)	–	–
31	425389	NILSEN Stina Hofgard	NOR	314	–	–	314 (5)	–	–
32	565243	MAZE Tina	SLO	307	–	10 (46)	297 (8)	–	–
33	55075	SCHUSTER Stefanie	AUT	306	112 (22)	–	6 (56)	122 (13)	66 (9)
34	55052	SCHNEIDER Tanja	AUT	290	132 (19)	–	39 (36)	119 (14)	–
35	205636	BERGMANN Monika	GER	287	–	287 (8)	–	–	–
36	355002	HEEB-BATLINER Birgit	LIE	248	–	–	248 (11)	–	–




FIS SKI WORLD CUP

FIS SKI WORLD CUP AFTER 2nd LADIES SLALOM OVERALL FIS WCSL LIST

Number of Competitors: 138

Rank	FIS Code	Name	Nation	WCSL	DH	SL	GS	SG	K
37	495065	RIENDA CONTRERAS M.	SPA	244	–	39 (36)	205 (15)	–	–
38	515348	BORGHI Catherine	SUI	242	159 (16)	–	–	4 (49)	79 (7)
39	205119	HALTMAYR Petra	GER	240	88 (24)	–	15 (47)	101 (17)	36 (20)
39	105546	TURGEON Melanie	CAN	240	155 (17)	–	–	85 (19)	–
41	425077	MARKEN Ingeborg Helen	NOR	222	219 (12)	–	–	3 (52)	–
42	55590	SCHILD Marlies	AUT	212	–	212 (13)	–	–	–
42	106056	SIMARD Genevieve	CAN	212	–	10 (46)	90 (27)	76 (22)	36 (20)
44	505260	HARGIN Janette	SWE	198	16 (43)	22 (41)	27 (44)	53 (25)	80 (6)
45	55690	HOSP Nicole	AUT	184	–	82 (24)	102 (24)	–	–
46	425051	ROGNMO–BAKKE Trine	NOR	176	–	176 (14)	–	–	–
47	55302	EGGER Sabine	AUT	175	–	175 (15)	–	–	–
47	55313	ROHREGGER Eveline	AUT	175	–	–	126 (18)	49 (27)	–
49	195215	VIDAL Vanessa	FRA	165	–	165 (16)	–	–	–
50	295435	GIUS Nicole	ITA	164	–	104 (22)	60 (32)	–	–
51	565109	DOVZAN Alenka	SLO	150	–	48 (34)	102 (24)	–	–
52	536477	MENDES Jonna	USA	144	79 (26)	–	–	65 (23)	–
53	515095	KUMMER Lilian	SUI	142	–	–	142 (17)	–	–
54	295463	BASSIS Patrizia	ITA	140	97 (23)	–	–	43 (28)	–
55	535505	GERETY Megan	USA	139	128 (20)	–	–	11 (38)	–
55	205392	HAEUSL Regina	GER	139	128 (20)	–	–	11 (38)	–
57	565097	PRETNAR Spela	SLO	138	–	119 (20)	19 (46)	–	–
58	535503	STREET Picabo	USA	136	136 (18)	–	–	–	–
59	55388	RAICH Carina	AUT	129	–	129 (17)	–	–	–
60	565037	SUHADOLC Mojca	SLO	124	73 (28)	–	–	51 (26)	–
61	185058	RAITA Henna	FIN	123	–	123 (18)	–	–	–
62	55539	BERGER Silvia	AUT	120	–	–	107 (22)	13 (37)	–
62	515092	GRUENENFELDER Corina	SUI	120	–	120 (19)	–	–	–
62	537545	MANCUSO Julia	USA	120	48 (35)	6 (54)	–	22 (36)	44 (16)
65	55691	SPONRING Christine	AUT	119	2 (54)	107 (21)	10 (50)	–	–
66	515573	AUFDENBLATTEN Fraenzi	SUI	116	–	–	116 (19)	–	–
66	485062	ZELENSKAJA Warwara	RUS	116	56 (31)	–	–	60 (24)	–
68	105997	BRYDON Emily	CAN	112	72 (29)	–	–	11 (38)	29 (22)
69	295533	RECCHIA Lucia	ITA	109	84 (25)	–	–	25 (32)	–
70	106022	JANYK Britt	CAN	108	–	18 (43)	45 (34)	–	45 (14)
71	295800	TAGLIABUE Elena	ITA	103	51 (33)	–	–	28 (31)	24 (26)
72	55588	RUMPFHUBER Ingrid	AUT	102	78 (27)	–	–	24 (34)	–



FIS SKI WORLD CUP

FIS SKI WORLD CUP AFTER 2nd LADIES SLALOM OVERALL FIS WCSL LIST

Number of Competitors: 138

Rank	FIS Code	Name	Nation	WCSL	DH	SL	GS	SG	K
73	295738	BACHMANN Silke	ITA	101	–	6 (54)	95 (26)	–	–
73	195671	JACQUEMOD Ingrid	FRA	101	72 (29)	–	–	29 (30)	–
75	425359	BERNTSEN Hedda	NOR	90	–	90 (23)	–	–	–
76	55622	VIERTHALER Astrid	AUT	85	49 (34)	–	–	7 (45)	29 (22)
77	205115	GERG Annemarie	GER	82	–	77 (27)	5 (59)	–	–
78	565004	BOKAL Natasa	SLO	80	–	80 (26)	–	–	–
79	205820	HUBER Isabelle	GER	76	30 (37)	–	–	–	46 (13)
80	705287	ZUZULOVA Veronika	SVK	71	–	71 (28)	–	–	–
81	295927	PLANATSCHER Maddalena	ITA	70	–	6 (54)	64 (30)	–	–
82	505271	EKMAN Susanne	SWE	67	–	67 (29)	–	–	–
83	295559	BIAVASCHI Elisabetta	ITA	66	–	66 (30)	–	–	–
83	537544	KILDOW Lindsey C.	USA	66	15 (44)	–	–	11 (38)	40 (17)
85	295445	KARBON Denise	ITA	64	–	10 (46)	54 (33)	–	–
86	535529	MONAHAN Kathleen	USA	59	23 (38)	–	–	36 (29)	–
87	415069	RIEGLER Claudia	NZE	58	–	58 (32)	–	–	–
88	205043	BRAUNER Sibylle	GER	56	48 (35)	–	–	8 (43)	–
88	565207	DABIC Lea	SLO	56	–	56 (33)	–	–	–
90	105662	LEFRANCOIS Anne Marie	CAN	53	53 (32)	–	–	–	–
91	385027	FLEISS Nika	CRO	44	–	44 (35)	–	–	–
92	305287	HIROI Noriyo	JPN	39	–	39 (36)	–	–	–
93	45053	JONES Alice	AUS	38	–	–	–	–	38 (19)
93	45002	STEGGALL Zali	AUS	38	–	38 (38)	–	–	–
95	505632	LINDELL-VIKARBY Jessica	SWE	36	–	–	36 (39)	–	–
96	105859	BOUCHER Sara-Maude	CAN	33	3 (51)	–	–	4 (49)	26 (25)
96	45071	OWENS Jenny	AUS	33	4 (49)	–	–	–	29 (22)
98	295807	VIERIN Sonia	ITA	29	–	–	29 (42)	–	–
99	105903	PRCHAL Anna	CAN	28	–	–	6 (56)	–	22 (27)
100	495318	RUIZ CASTILLO Carolina	SPA	27	–	–	4 (61)	23 (35)	–
101	55759	KIRCHGASSER Michaela	AUT	26	–	26 (39)	–	–	–
101	195291	PELLAT-FINET Caroline	FRA	26	–	–	26 (45)	–	–
103	55136	KOELLERER Karin	AUT	21	–	21 (42)	–	–	–
104	565136	BRACUN Spela	SLO	20	20 (39)	–	–	–	–
105	225206	ALCOTT Chimene	GBR	18	–	–	–	–	18 (29)
106	536479	POWERS Alison	USA	17	17 (41)	–	–	–	–
106	206001	RIESCH Maria	GER	17	–	8 (51)	9 (51)	–	–
108	185118	KAHEYKOE Pia	FIN	15	–	–	–	–	15 (30)



FIS SKI WORLD CUP

FIS SKI WORLD CUP AFTER 2nd LADIES SLALOM OVERALL FIS WCSL LIST

Number of Competitors: 138

Rank	FIS Code	Name	Nation	WCSL	DH	SL	GS	SG	K
108	355020	SCHAEDLER Tamara	LIE	15	–	–	–	–	15 (30)
110	495107	GALINDO SANTOLARIA Ana	SPA	14	–	–	14 (48)	–	–
111	295265	CERESA Annalisa	ITA	13	–	13 (44)	–	–	–
112	295449	KLEON Barbara	ITA	12	7 (47)	–	5 (59)	–	–
113	225018	CARRICK-ANDERSON Emma	GBR	11	–	11 (45)	–	–	–
113	515429	DUMERMUTH Monika	SUI	11	2 (54)	–	–	9 (42)	–
115	505396	HARGIN Christine	SWE	10	–	10 (46)	–	–	–
115	425458	VIKEN Line	NOR	10	–	10 (46)	–	–	–
117	195868	MEILLEUR Karine	FRA	9	5 (48)	–	–	4 (49)	–
117	515403	MUELLER Tamara	SUI	9	3 (51)	–	–	6 (46)	–
117	195273	SEKINO Fujiko	FRA	9	–	–	9 (51)	–	–
120	515534	DICHT Erika	SUI	8	–	–	8 (54)	–	–
120	385032	JELUSIC Ana	CRO	8	–	–	8 (54)	–	–
120	55359	TRUPPE Karin	AUT	8	–	8 (51)	–	–	–
123	205716	HUBER-BRANDT Marina	GER	7	–	7 (53)	–	–	–
124	425022	FJELDAVLIE Merete	NOR	6	–	–	–	6 (46)	–
124	155333	HRSTKOVA Lucie	CZE	6	–	–	6 (56)	–	–
124	205736	WOLF Stefanie	GER	6	–	6 (54)	–	–	–
127	55544	KNOR Petra	AUT	5	–	5 (58)	–	–	–
127	55596	WILHELM Kathrin	AUT	5	–	–	–	5 (48)	–
129	515496	IMLIG Corinne	SUI	4	4 (49)	–	–	–	–
130	55339	LECHNER Martina	AUT	3	–	–	–	3 (52)	–
130	296008	MERIGHETTI Daniela	ITA	3	–	3 (59)	–	–	–
130	55538	WIRTH Katja	AUT	3	3 (51)	–	–	–	–
133	485217	ALIEVA Olesja	RUS	2	–	–	2 (63)	–	–
133	515478	ALPIGER Ella	SUI	2	2 (54)	–	–	–	–
133	536884	LUDLOW Libby	USA	2	–	–	–	2 (54)	–
133	515560	SCHILD Martina	SUI	2	2 (54)	–	–	–	–
133	155047	ZAKOURILOVA Petra	CZE	2	–	2 (60)	–	–	–
138	296259	MOELGG Manuela	ITA	1	–	–	–	1 (55)	–

LEGEND

GS Giant Slalom points **SG** Super-G points **DH** Downhill points **WCSL** Overall points **SL** Slalom points
K Combined points

30-11-2002 / Aspen (USA) / 5424

Page 4/4

www.fis-ski.com

Generation Date: SAT 30 NOV 2002

Time: 13:57 Swatch Internet Time: @915

Document: 60B 1.0


swatch® 



FIS SKI WORLD CUP

FIS SKI WORLD CUP AFTER 2nd LADIES SLALOM SLALOM FIS WORLD CUP STANDINGS

Number of Competitors: 37		23 NOV 2002 Park City (USA)		30 NOV 2002 Aspen (USA)			
Rank	FIS Code	Name	Nation	1	2	WC-SL	Diff.
1	385022	KOSTELIC Janica	CRO	100	80	180	
2	195377	PASCAL Christel	FRA	80	45	125	- 55
3	505483	PAERSON Anja	SWE	18	100	118	- 62
4	55590	SCHILD Marlies	AUT	45	60	105	- 75
5	55302	EGGER Sabine	AUT	60	26	86	- 94
6	55690	HOSP Nicole	AUT	32	50	82	- 98
7	515268	NEF Sonja	SUI	36	40	76	- 104
8	295435	GIUS Nicole	ITA	29	36	65	- 115
9	205378	ERTL Martina	GER	24	32	56	- 124
10	195249	PEQUEGNOT Laure	FRA	50	-	50	- 130
11	205636	BERGMANN Monika	GER	20	24	44	- 136
12	536481	SCHLEPER Sarah	USA	40	-	40	- 140
13	515370	OESTER Marlies	SUI	10	29	39	- 141
14	505187	OTTOSSON Anna	SWE	15	22	37	- 143
15	425051	ROGNMO-BAKKE Trine	NOR	14	20	34	- 146
16	505271	EKMAN Susanne	SWE	22	10	32	- 148
17	185140	POUTIAINEN Tanja	FIN	12	18	30	- 150
18	205115	GERG Annemarie	GER	16	11	27	- 153
19	385027	FLEISS Nika	CRO	26	-	26	- 154
20	565207	DABIC Lea	SLO	5	18	23	- 157
21	415069	RIEGLER Claudia	NZE	11	9	20	- 160
22	515092	GRUENENFELDER Corina	SUI	4	14	18	- 162
22	565097	PRETNAR Spela	SLO	-	18	18	- 162
24	295265	CERESA Annalisa	ITA	-	13	13	- 167
24	535825	KOZNICK Kristina	USA	13	-	13	- 167
26	55691	SPONRING Christine	AUT	-	12	12	- 168
27	565004	BOKAL Natasa	SLO	2	8	10	- 170
28	225018	CARRICK-ANDERSON E.	GBR	9	-	9	- 171
29	185058	RAITA Henna	FIN	8	-	8	- 172
30	106022	JANYK Britt	CAN	-	7	7	- 173
30	495065	RIENDA CONTRERAS M.	SPA	7	-	7	- 173
32	537545	MANCUSO Julia	USA	6	-	6	- 174
32	55388	RAICH Carina	AUT	-	6	6	- 174
34	195215	VIDAL Vanessa	FRA	-	5	5	- 175



FIS SKI WORLD CUP

FIS SKI WORLD CUP AFTER 2nd LADIES SLALOM SLALOM FIS WORLD CUP STANDINGS

Number of Competitors: 37

Rank	FIS Code	Name	Nation	23 NOV 2002 Park City (USA)		30 NOV 2002 Aspen (USA)		WC-SL Diff.
				1	2	1	2	
35	425359	BERNTSEN Hedda	NOR	-	4	4	-	176
36	296008	MERIGHETTI Daniela	ITA	3	-	3	-	177
36	425458	VIKEN Line	NOR	-	3	3	-	177

LEGEND

WC-SL World Cup points for Slalom **Diff.** Points Difference

30-11-2002 / Aspen (USA) / 5424

Page 2/2


www.fis-ski.com

Generation Date: SAT 30 NOV 2002

Time: 13:57 Swatch Internet Time: @915

Document: 25 1.0

swatch[®] 




FIS SKI WORLD CUP

FIS SKI WORLD CUP AFTER 2nd LADIES SLALOM OVERALL FIS WORLD CUP STANDINGS

Number of Competitors: 79

Rank	FIS Code	Name	Nation	Points	DH	SL 2 race	GS 2 race	SG 1 race	K
1	385022	KOSTELIC Janica	CRO	344	–	180 (1)	84 (6)	80 (2)	–
2	505483	PAERSON Anja	SWE	202	–	118 (3)	76 (8)	8 (23)	–
3	55690	HOSP Nicole	AUT	182	–	82 (6)	100 (1)	–	–
4	515268	NEF Sonja	SUI	161	–	76 (7)	85 (5)	–	–
5	195377	PASCAL Christel	FRA	138	–	125 (2)	13 (32)	–	–
6	205117	GERG Hilde	GER	114	–	–	14 (31)	100 (1)	–
7	205378	ERTL Martina	GER	112	–	56 (9)	24 (24)	32 (8)	–
8	55590	SCHILD Marlies	AUT	105	–	105 (4)	–	–	–
9	425001	FLEMMEN Andrine	NOR	100	–	–	100 (1)	–	–
9	355002	HEEB-BATLINER Birgit	LIE	100	–	–	100 (1)	–	–
9	565243	MAZE Tina	SLO	100	–	–	100 (1)	–	–
12	505187	OTTOSSON Anna	SWE	97	–	37 (14)	60 (9)	–	–
13	295435	GIUS Nicole	ITA	91	–	65 (8)	26 (22)	–	–
14	55302	EGGER Sabine	AUT	86	–	86 (5)	–	–	–
15	55212	MEISSNITZER Alexandra	AUT	80	–	–	80 (7)	–	–
16	536138	CLARK Kirsten L	USA	73	–	–	23 (25)	50 (4)	–
17	295342	PUTZER Karen	ITA	69	–	–	29 (18)	40 (6)	–
18	495065	RIENDA CONTRERAS M.	SPA	66	–	7 (30)	59 (10)	–	–
19	55198	DORFMEISTER Michaela	AUT	65	–	–	29 (18)	36 (7)	–
20	55539	BERGER Silvia	AUT	61	–	–	48 (12)	13 (18)	–
21	295588	KOSTNER Isolde	ITA	60	–	–	–	60 (3)	–
21	536481	SCHLEPER Sarah	USA	60	–	40 (12)	20 (26)	–	–
23	185140	POUTIAINEN Tanja	FIN	59	–	30 (17)	29 (18)	–	–
24	515370	OESTER Marlies	SUI	55	–	39 (13)	16 (29)	–	–
25	195374	MONTILLET Carole	FRA	54	–	–	36 (13)	18 (14)	–
26	425389	NILSEN Stina Hofgard	NOR	50	–	–	50 (11)	–	–
26	195249	PEQUEGNOT Laure	FRA	50	–	50 (10)	–	–	–
28	55313	ROHREGGER Eveline	AUT	47	–	–	32 (15)	15 (16)	–
29	515098	REY BELLET Corinne	SUI	45	–	–	–	45 (5)	–
30	205636	BERGMANN Monika	GER	44	–	44 (11)	–	–	–
31	505632	LINDELL-VIKARBY Jessica	SWE	36	–	–	36 (13)	–	–
32	425051	ROGNMO-BAKKE Trine	NOR	34	–	34 (15)	–	–	–
33	295136	CECCARELLI Daniela	ITA	33	–	–	9 (34)	24 (11)	–
33	106022	JANYK Britt	CAN	33	–	7 (30)	26 (22)	–	–
35	565109	DOVZAN Alenka	SLO	32	–	–	32 (15)	–	–
35	505271	EKMAN Susanne	SWE	32	–	32 (16)	–	–	–



FIS SKI WORLD CUP

FIS SKI WORLD CUP AFTER 2nd LADIES SLALOM OVERALL FIS WORLD CUP STANDINGS

Number of Competitors: 79

Rank	FIS Code	Name	Nation	Points	DH	SL 2 race	GS 2 race	SG 1 race	K
35	105741	FORSYTH Allison	CAN	32	-	-	32 (15)	-	-
38	515573	AUFDENBLATTEN Fraenzi	SUI	29	-	-	29 (18)	-	-
38	536473	LALIVE Caroline	USA	29	-	-	-	29 (9)	-
40	205115	GERG Annemarie	GER	27	-	27 (18)	-	-	-
40	55261	OBERMOSER Brigitte	AUT	27	-	-	20 (26)	7 (24)	-
42	385027	FLEISS Nika	CRO	26	-	26 (19)	-	-	-
42	536477	MENDES Jonna	USA	26	-	-	-	26 (10)	-
44	535825	KOZNICK Kristina	USA	25	-	13 (24)	12 (33)	-	-
45	565207	DABIC Lea	SLO	23	-	23 (20)	-	-	-
46	565037	SUHADOLC Mojca	SLO	22	-	-	-	22 (12)	-
47	515409	BERTHOD Sylviane	SUI	20	-	-	-	20 (13)	-
47	537545	MANCUSO Julia	USA	20	-	6 (32)	-	14 (17)	-
47	565097	PRETNAR Spela	SLO	20	-	18 (22)	2 (40)	-	-
47	415069	RIEGLER Claudia	NZE	20	-	20 (21)	-	-	-
47	106056	SIMARD Genevieve	CAN	20	-	-	20 (26)	-	-
52	515092	GRUENENFELDER Corina	SUI	18	-	18 (22)	-	-	-
53	55052	SCHNEIDER Tanja	AUT	17	-	-	6 (37)	11 (20)	-
54	195671	JACQUEMOD Ingrid	FRA	16	-	-	-	16 (15)	-
55	295927	PLANATSCHER Maddalena	ITA	15	-	-	15 (30)	-	-
56	295265	CERESA Annalisa	ITA	13	-	13 (24)	-	-	-
56	105546	TURGEON Melanie	CAN	13	-	-	-	13 (18)	-
58	55691	SPONRING Christine	AUT	12	-	12 (26)	-	-	-
59	565004	BOKAL Natasa	SLO	10	-	10 (27)	-	-	-
59	205392	HAEUSL Regina	GER	10	-	-	-	10 (21)	-
61	225018	CARRICK-ANDERSON Emma	GBR	9	-	9 (28)	-	-	-
61	515429	DUMERMUTH Monika	SUI	9	-	-	-	9 (22)	-
63	515534	DICHT Erika	SUI	8	-	-	8 (35)	-	-
63	385032	JELUSIC Ana	CRO	8	-	-	8 (35)	-	-
63	185058	RAITA Henna	FIN	8	-	8 (29)	-	-	-
66	295463	BASSIS Patrizia	ITA	6	-	-	-	6 (25)	-
66	55388	RAICH Carina	AUT	6	-	6 (32)	-	-	-
68	515403	MUELLER Tamara	SUI	5	-	-	-	5 (26)	-
68	195215	VIDAL Vanessa	FRA	5	-	5 (34)	-	-	-
68	55596	WILHELM Kathrin	AUT	5	-	-	-	5 (26)	-
71	425359	BERNTSEN Hedda	NOR	4	-	4 (35)	-	-	-
71	495318	RUIZ CASTILLO Carolina	SPA	4	-	-	4 (38)	-	-



FIS SKI WORLD CUP

FIS SKI WORLD CUP AFTER 2nd LADIES SLALOM OVERALL FIS WORLD CUP STANDINGS

Number of Competitors: 79

Rank	FIS Code	Name	Nation	Points	DH	SL 2 race	GS 2 race	SG 1 race	K
73	495107	GALINDO SANTOLARIA Ana	SPA	3	-	-	3 (39)	-	-
73	55290	HEREGGER Selina	AUT	3	-	-	-	3 (28)	-
73	296008	MERIGHETTI Daniela	ITA	3	-	3 (36)	-	-	-
73	425458	VIKEN Line	NOR	3	-	3 (36)	-	-	-
77	485217	ALIEVA Olesja	RUS	2	-	-	2 (40)	-	-
77	536884	LUDLOW Libby	USA	2	-	-	-	2 (29)	-
79	296259	MOELGG Manuela	ITA	1	-	-	-	1 (30)	-

LEGEND

GS Giant Slalom points **SG** Super-G points **DH** Downhill points **Points** Overall points **SL** Slalom points
K Combined points

30-11-2002 / Aspen (USA) / 5424

Page 3/3

www.fis-ski.com

Generation Date: SAT 30 NOV 2002

Time: 13:57 Swatch Internet Time: @915

Document: 25 1.0

swatch 




FIS SKI WORLD CUP

FIS SKI WORLD CUP AFTER 2nd LADIES SLALOM WOMEN FIS NATION CUP

Number of Nations: 17

Place	Nation	Points	Diff.	DH	SL	GS	SG	K
1	AUT Austria	696		-	291	315	90	-
2	CRO Croatia	378	- 318	-	206	92	80	-
3	SWE Sweden	367	- 329	-	187	172	8	-
4	SUI Switzerland	350	- 346	-	133	138	79	-
5	GER Germany	307	- 389	-	127	38	142	-
6	ITA Italy	291	- 405	-	81	79	131	-
7	FRA France	263	- 433	-	180	49	34	-
8	USA United States of America	235	- 461	-	59	55	121	-
9	SLO Slovenia	207	- 489	-	51	134	22	-
10	NOR Norway	191	- 505	-	41	150	-	-
11	LIE Liechtenstein	100	- 596	-	-	100	-	-
12	CAN Canada	98	- 598	-	7	78	13	-
13	ESP Spain	73	- 623	-	7	66	-	-
14	FIN Finland	67	- 629	-	38	29	-	-
15	NZL New Zealand	20	- 676	-	20	-	-	-
16	GBR Great Britain	9	- 687	-	9	-	-	-
17	RUS Russian Federation	2	- 694	-	-	2	-	-



FIS SKI WORLD CUP

FIS SKI WORLD CUP AFTER 2nd LADIES SLALOM FIS OVERALL NATION CUP

Number of Nations: 17

Place	Nation	Overall			DH Points			SL Points			GS Points			SG Points			K Points		
		M+W	M	W	M+W	M	W	M+W	M	W	M+W	M	W	M+W	M	W	M+W	M	W
1	AUT	1920	1224	696	455	455	-	591	300	291	784	469	315	90	-	90	-	-	-
2	SUI	752	402	350	72	72	-	162	29	133	439	301	138	79	-	79	-	-	-
3	FRA	567	304	263	23	23	-	305	125	180	205	156	49	34	-	34	-	-	-
4	ITA	507	216	291	35	35	-	94	13	81	247	168	79	131	-	131	-	-	-
5	SWE	464	97	367	2	2	-	202	15	187	252	80	172	8	-	8	-	-	-
6	USA	431	196	235	43	43	-	109	50	59	158	103	55	121	-	121	-	-	-
7	NOR	414	223	191	74	74	-	113	72	41	227	77	150	-	-	-	-	-	-
8	CRO	401	23	378	-	-	-	224	18	206	97	5	92	80	-	80	-	-	-
9	GER	307	-	307	-	-	-	127	-	127	38	-	38	142	-	142	-	-	-
10	SLO	302	95	207	-	-	-	118	67	51	162	28	134	22	-	22	-	-	-
11	CAN	151	53	98	-	-	-	23	16	7	115	37	78	13	-	13	-	-	-
12	LIE	127	27	100	15	15	-	-	-	-	112	12	100	-	-	-	-	-	-
13	FIN	84	17	67	-	-	-	49	11	38	35	6	29	-	-	-	-	-	-
14	ESP	73	-	73	-	-	-	7	-	7	66	-	66	-	-	-	-	-	-
15	NZL	20	-	20	-	-	-	20	-	20	-	-	-	-	-	-	-	-	-
16	GBR	9	-	9	-	-	-	9	-	9	-	-	-	-	-	-	-	-	-
17	RUS	2	-	2	-	-	-	-	-	-	2	-	2	-	-	-	-	-	-