

**AUDI FIS SKI WORLD CUP**

6th LADIES DOWNHILL

LIST OF COMPETITORS BY FIS POINTS

Number of Competitors: 23

FIS Code	Name	Nation	FIS Points
55198	DORFMEISTER Michaela	AUT	0.00
55069	GOETSCHL Renate	AUT	0.42
515098	REY BELLET Corinne	SUI	1.41
195374	MONTILLET Carole	FRA	1.45
295588	KOSTNER Isolde	ITA	1.61
536138	CLARK Kirsten L	USA	2.24
515409	BERTHOD Sylviane	SUI	2.65
55261	OBERMOSER Brigitte	AUT	3.83
105546	TURGEON Melanie	CAN	4.55
295136	CECCARELLI Daniela	ITA	4.69
515348	BORGHI Catherine	SUI	4.73
205392	HAEUSL Regina	GER	4.83
536477	MENDES Jonna	USA	4.90
295342	PUTZER Karen	ITA	5.29
195671	JACQUEMOD Ingrid	FRA	5.33
55212	MEISSNITZER Alexandra	AUT	5.57
205378	ERTL Martina	GER	5.87
205820	HUBER Isabelle	GER	5.99
55538	WIRTH Katja	AUT	6.00
206001	RIESCH Maria	GER	6.94
505632	LINDELL-VIKARBY Jessica	SWE	11.03
55596	WILHELM Kathrin	AUT	11.38
515774	WOLF Tamara	SUI	34.47



AUDI FIS SKI WORLD CUP
6th LADIES DOWNHILL
ALPHABETICAL LIST OF COMPETITORS



Number of Competitors: 23

Nation	FIS Code	Name	FIS Points (February 2003 List)							
			DH		SL		GS		SG	
AUT	55198	DORFMEISTER Michaela	0.00	(1)	33.16	(189)	1.17	(4)	1.88	(8)
	55069	GOETSCHL Renate	0.42	(2)	6.00	(31)	15.08	(52)	0.43	(4)
	55212	MEISSNITZER Alexandra	5.57	(24)	88.66	(1177)	2.55	(6)	1.57	(6)
	55261	OBERMOSER Brigitte	3.83	(9)	75.21	(885)	4.84	(19)	5.42	(20)
	55596	WILHELM Kathrin	11.38	(41)	52.71	(463)	17.25	(69)	6.00	(31)
	55538	WIRTH Katja	6.00	(31)	44.03	(317)	20.02	(96)	10.39	(35)
CAN	105546	TURGEON Melanie	4.55	(13)	60.59	(597)	73.40	(914)	3.70	(13)
FRA	195671	JACQUEMOD Ingrid	5.33	(22)	124.88	(1933)	23.39	(117)	5.58	(21)
	195374	MONTILLET Carole	1.45	(4)	173.96	(2690)	5.48	(24)	0.00	(1)
GER	205378	ERTL Martina	5.87	(27)	4.75	(12)	4.35	(16)	3.16	(10)
	205392	HAEUSL Regina	4.83	(16)	164.26	(2552)	72.99	(906)	12.17	(39)
	205820	HUBER Isabelle	5.99	(29)	51.58	(440)	41.29	(316)	15.17	(52)
	206001	RIESCH Maria	6.94	(32)	12.37	(53)	18.05	(80)	7.21	(33)
ITA	295136	CECCARELLI Daniela	4.69	(14)	71.35	(797)	18.62	(83)	1.34	(5)
	295588	KOSTNER Isolde	1.61	(6)	–		42.37	(337)	5.15	(17)
	295342	PUTZER Karen	5.29	(21)	46.07	(344)	0.39	(3)	0.29	(3)
SUI	515409	BERTHOD Sylviane	2.65	(8)	164.60	(2557)	41.90	(328)	5.33	(18)
	515348	BORGHI Catherine	4.73	(15)	36.90	(235)	38.96	(283)	13.59	(46)
	515098	REY BELLET Corinne	1.41	(3)	45.17	(330)	15.68	(59)	3.63	(12)
	515774	WOLF Tamara	34.47	(111)	49.49	(400)	24.66	(125)	40.74	(162)
SWE	505632	LINDELL-VIKARBY Jessica	11.03	(38)	29.26	(154)	7.29	(33)	23.81	(82)
USA	536138	CLARK Kirsten L	2.24	(7)	100.38	(1419)	5.98	(29)	2.54	(9)
	536477	MENDES Jonna	4.90	(17)	81.93	(1044)	16.14	(62)	4.42	(14)

LEGEND
DH Downhill SL Slalom GS Giant Slalom SG Super-G

12-03-2003 / Lillehammer (NOR) / 5627

Page 1/1

Data Processing by SWATCH

www.fis-ski.com

SWATCH Timing

Generation Date: TUE 11 MAR 2003

Time: 16:50 Swatch Internet Time: @701

Document: 32A 1.0

**AUDI FIS SKI WORLD CUP**

6th LADIES DOWNHILL

START LIST

Jury			Technical Data	
TD FIS	E. FRITZ	AUT	Course Name	Olympiabakken
Referee	K. HOCH	FIS	Start Altitude	890 m
Assistant Referee	J. TISCHHAUSER	FIS	Finish Altitude	182 m
Chief of Race	I. BOTTEN	NOR	Vertical Drop	708 m
			Course Length	2641 m
			Homologation Number	5273/3/99

Race Information

Course Setter	J. TISCHHAUSER	FIS		
Number of Gates	34			
Start Time	12:00			
Forerunners	A - J. HVERVEN	NOR	D - I. BJERKESTRAND	NOR
	B - K. NORDSTROEM	NOR	E - E. BJERTNES	NOR
	C - L. K. HAUGEN	NOR	F - E. VEGSUNDVAAG	NOR

Number of Competitors: 23

Bib	FIS Code	Name	Year of Birth	Nation	Time	Ski
1	515774	WOLF Tamara	1985	SUI	_____	RO
2	55596	WILHELM Kathrin	1981	AUT	_____	VK
3	205820	HUBER Isabelle	1981	GER	_____	RO
4	505632	LINDELL-VIKARBY Jessica	1984	SWE	_____	RO
5	295136	CECCARELLI Daniela	1975	ITA	_____	DY
6	295588	KOSTNER Isolde	1975	ITA	_____	FI
7	195671	JACQUEMOD Ingrid	1978	FRA	_____	SA
8	205378	ERTL Martina	1973	GER	_____	RO
9	205392	HAEUSL Regina	1973	GER	_____	SA
10	55538	WIRTH Katja	1980	AUT	_____	BL
11	206001	RIESCH Maria	1984	GER	_____	HE
12	515348	BORGHI Catherine	1976	SUI	_____	FI
13	105546	TURGEON Melanie	1976	CAN	_____	SA
14	55261	OBERMOSER Brigitte	1976	AUT	_____	BL
15	515409	BERTHOD Sylviane	1977	SUI	_____	SA
16	55212	MEISSNITZER Alexandra	1973	AUT	_____	VK
17	536477	MENDES Jonna	1979	USA	_____	FI
18	295342	PUTZER Karen	1978	ITA	_____	RO
19	515098	REY BELLET Corinne	1972	SUI	_____	DY
20	536138	CLARK Kirsten L	1977	USA	_____	FI
21	55069	GOETSCHL Renate	1975	AUT	_____	SA
22	195374	MONTILLET Carole	1973	FRA	_____	RO



AUDI FIS SKI WORLD CUP
6th LADIES DOWNHILL
START LIST



Number of Competitors: 23

Bib	FIS Code	Name	Year of Birth	Nation	Time	Ski
23	55198	DORFMEISTER Michaela	1973	AUT	_____	BL

AT : ATOMIC
EL : ELAN
K2 : K2
SA : SALOMON

BL : BLIZZARD
FI : FISCHER
NO : NORDICA
ST : STÖCKLI

DY : DYNASTAR
HE : HEAD
RO : ROSSIGNOL
VK : VÖLKL

**AUDI FIS SKI WORLD CUP**

6th LADIES DOWNHILL

OFFICIAL RESULTS

Jury			Technical Data	
TD FIS	E. FRITZ	AUT	Course Name	Olympiabakken
Referee	K. HOCH	FIS	Start Altitude	890 m
Assistant Referee	J. TISCHHAUSER	FIS	Finish Altitude	182 m
Chief of Race	I. BOTTEN	NOR	Vertical Drop	708 m
			Course Length	2641 m
			Homologation Number	5273/3/99

Race Information

Course Setter	J. TISCHHAUSER	FIS		
Number of Gates	34			
Start Time	12:00			
Forerunners	A - J. HVERVEN	NOR	D - I. BJERKESTRAND	NOR
	B - K. NORDSTROEM	NOR	E - E. BJERTNES	NOR
	C - L. K. HAUGEN	NOR	F - E. VEGSUNDVAAG	NOR

Weather: Sunny Snow: Hard Temperature – Start: -5 °C Finish: 1 °C F-factor: 1350

Number of Competitors: 23

Rank	Bib	FIS Code	Name	Nation	Time	Diff.	Race Points	Ski
1	21	55069	GOETSCHL Renate	AUT	1:35.32		0.00	SA
2	7	195671	JACQUEMOD Ingrid	FRA	1:35.64	0.32	4.53	SA
3	20	536138	CLARK Kirsten L	USA	1:35.67	0.35	4.96	FI
4	5	295136	CECCARELLI Daniela	ITA	1:35.95	0.63	8.92	DY
5	13	105546	TURGEON Melanie	CAN	1:35.99	0.67	9.49	SA
6	23	55198	DORFMEISTER Michaela	AUT	1:36.13	0.81	11.47	BL
7	19	515098	REY BELLET Corinne	SUI	1:36.19	0.87	12.32	DY
8	22	195374	MONTILLET Carole	FRA	1:36.24	0.92	13.03	RO
9	11	206001	RIESCH Maria	GER	1:36.33	1.01	14.30	HE
10	16	55212	MEISSNITZER Alexandra	AUT	1:36.34	1.02	14.45	VK
11	18	295342	PUTZER Karen	ITA	1:36.50	1.18	16.71	RO
12	14	55261	OBERMOSER Brigitte	AUT	1:36.57	1.25	17.70	BL
13	6	295588	KOSTNER Isolde	ITA	1:36.59	1.27	17.99	FI
14	3	205820	HUBER Isabelle	GER	1:36.73	1.41	19.97	RO
15	12	515348	BORGHI Catherine	SUI	1:36.87	1.55	21.95	FI
16	10	55538	WIRTH Katja	AUT	1:36.97	1.65	23.37	BL
17	8	205378	ERTL Martina	GER	1:37.02	1.70	24.08	RO

#133 _____



AUDI FIS SKI WORLD CUP
6th LADIES DOWNHILL
OFFICIAL RESULTS



Number of Competitors: 23

Rank	Bib	FIS Code	Name	Nation	Time	Diff.	Race Points	Ski
18	2	55596	WILHELM Kathrin	AUT	1:37.19	1.87	26.48	VK
19	1	515774	WOLF Tamara	SUI	1:37.20	1.88	26.63	RO
20	4	505632	LINDELL-VIKARBY Jessica	SWE	1:37.28	1.96	27.76	RO
21	15	515409	BERTHOD Sylviane	SUI	1:37.38	2.06	29.18	SA
22	17	536477	MENDES Jonna	USA	1:37.52	2.20	31.16	FI
23	9	205392	HAEUSL Regina	GER	1:37.71	2.39	33.85	SA

AT : ATOMIC

EL : ELAN

K2 : K2

SA : SALOMON

BL : BLIZZARD

FI : FISCHER

NO : NORDICA

ST : STÖCKLI

DY : DYNASTAR

HE : HEAD

RO : ROSSIGNOL

VK : VÖLKL

Technical Delegate:

E. FRITZ (AUT) #133



AUDI FIS SKI WORLD CUP
6th LADIES DOWNHILL
PENALTY CALCULATION



Best 10 at Finish

Rank	Bib	FIS Code	Name	Nation	FIS Points	Best 5	Race Points
1	21	55069	GOETSCHL Renate	AUT	0.42	0.42	0.00
2	7	195671	JACQUEMOD Ingrid	FRA	5.33		
3	20	536138	CLARK Kirsten L	USA	2.24	2.24	4.96
4	5	295136	CECCARELLI Daniela	ITA	4.69		
5	13	105546	TURGEON Melanie	CAN	4.55		
6	23	55198	DORFMEISTER Michaela	AUT	0.00	0.00	11.47
7	19	515098	REY BELLET Corinne	SUI	1.41	1.41	12.32
8	22	195374	MONTILLET Carole	FRA	1.45	1.45	13.03
9	11	206001	RIESCH Maria	GER	6.94		
10	16	55212	MEISSNITZER Alexandra	AUT	5.57		

Best 5 FIS Points at Start

Rank	Bib	FIS Code	Name	Nation	FIS Points
6	23	55198	DORFMEISTER Michaela	AUT	0.00
1	21	55069	GOETSCHL Renate	AUT	0.42
7	19	515098	REY BELLET Corinne	SUI	1.41
8	22	195374	MONTILLET Carole	FRA	1.45
13	6	295588	KOSTNER Isolde	ITA	1.61

TOTALS:			
	FIS Points of Best 5 at Start (B)	4.89	
	FIS Points of Best at Finish in Top 10 (A)		5.52
	Race Points of Corresponding Competitors (C)		41.78
	Calculated Penalty (A+B-C) : 10 =>	-3.137	
	Rounded	-3.14	
	Correction Value (Z)	-8.04	
	Penalty Applied	0.00	

Technical Delegate:
E. FRITZ (AUT) #133



AUDI FIS SKI WORLD CUP
6th LADIES DOWNHILL
PERFORMANCE ANALYSIS 1



Number of Competitors: 23

Rank	Bib	Name	Nation	Positions			Partials			Difference		Speed					
				Pos.	Time	Rank	Pos.	Time	Rank	Time	Dist(m)	Pos.	km/h	Rank			
1	21	GOETSCHL Renate	AUT	Int1: 24.29 (3)	Int2: 48.58 (6)	Int3: 1:04.91 (2)	Int4: 1:18.97 (2)	Fin: 1:35.32 (1)	I1-I2: 24.29 (8)	I2-I3: 16.33 (1)	I3-I4: 14.06 (7)	I4-Fin: 16.35 (1)	0.14	0.00	Sp1: 95.17 (11)	Sp2: 121.27 (2)	Avg.: 99.74
2	7	JACQUEMOD Ingrid	FRA	Int1: 24.15 (1)	Int2: 48.56 (5)	Int3: 1:04.75 (1)	Int4: 1:18.77 (1)	Fin: 1:35.64 (2)	I1-I2: 24.15 (5)	I2-I3: 16.85 (7)	I3-I4: 14.06 (7)	I4-Fin: 16.66 (10)	0.00	8.84	Sp1: 93.55 (17)	Sp2: 115.54 (23)	Avg.: 99.41
3	20	CLARK Kirsten L	USA	Int1: 24.47 (9)	Int2: 48.56 (5)	Int3: 1:05.30 (5)	Int4: 1:19.27 (3)	Fin: 1:35.67 (3)	I1-I2: 24.09 (3)	I2-I3: 16.74 (3)	I3-I4: 13.97 (4)	I4-Fin: 16.40 (2)	0.32	9.66	Sp1: 94.09 (15)	Sp2: 118.95 (9)	Avg.: 99.38
4	5	CECCARELLI Daniela	ITA	Int1: 24.23 (2)	Int2: 48.38 (2)	Int3: 1:05.23 (4)	Int4: 1:19.29 (4)	Fin: 1:35.95 (4)	I1-I2: 24.15 (5)	I2-I3: 16.85 (7)	I3-I4: 14.06 (7)	I4-Fin: 16.66 (10)	0.08	17.34	Sp1: 94.80 (12)	Sp2: 118.13 (13)	Avg.: 99.09
5	13	TURGEON Melanie	CAN	Int1: 24.42 (7)	Int2: 48.40 (3)	Int3: 1:05.19 (3)	Int4: 1:19.39 (5)	Fin: 1:35.99 (5)	I1-I2: 23.98 (2)	I2-I3: 16.79 (6)	I3-I4: 14.20 (14)	I4-Fin: 16.60 (8)	0.27	18.43	Sp1: 95.35 (10)	Sp2: 118.54 (11)	Avg.: 99.05
6	23	DORFMEISTER Michaela	AUT	Int1: 24.31 (4)	Int2: 48.78 (8)	Int3: 1:05.66 (9)	Int4: 1:19.73 (10)	Fin: 1:36.13 (6)	I1-I2: 24.47 (18)	I2-I3: 16.88 (11)	I3-I4: 14.07 (9)	I4-Fin: 16.40 (2)	0.16	22.25	Sp1: 95.90 (6)	Sp2: 120.21 (7)	Avg.: 98.90
7	19	REY BELLET Corinne	SUI	Int1: 24.70 (19)	Int2: 49.17 (21)	Int3: 1:05.86 (13)	Int4: 1:19.72 (9)	Fin: 1:36.19 (7)	I1-I2: 24.47 (18)	I2-I3: 16.69 (2)	I3-I4: 13.86 (2)	I4-Fin: 16.47 (6)	0.55	23.89	Sp1: 93.20 (18)	Sp2: 117.12 (16)	Avg.: 98.84
8	22	MONTILLET Carole	FRA	Int1: 24.41 (6)	Int2: 48.89 (11)	Int3: 1:05.65 (8)	Int4: 1:19.80 (11)	Fin: 1:36.24 (8)	I1-I2: 24.48 (20)	I2-I3: 16.76 (5)	I3-I4: 14.15 (11)	I4-Fin: 16.44 (5)	0.26	25.25	Sp1: 92.00 (23)	Sp2: 120.63 (4)	Avg.: 98.79



AUDI FIS SKI WORLD CUP
6th LADIES DOWNHILL
PERFORMANCE ANALYSIS 1



Number of Competitors: 23

Rank	Bib	Name	Nation	Positions			Partials			Difference		Speed		
				Pos.	Time	Rank	Pos.	Time	Rank	Time	Dist(m)	Pos.	km/h	Rank
9	11	RIESCH Maria	GER	Int1:	24.45	(8)	I1-I2:	23.78	(1)	0.30		Sp1:	96.84	(1)
				Int2:	48.23	(1)	I2-I3:	17.17	(19)	0.00		Sp2:	122.14	(1)
				Int3:	1:05.40	(6)	I3-I4:	14.02	(5)	0.65				
				Int4:	1:19.42	(6)	I4-Fin:	16.91	(17)	0.65				
				Fin:	1:36.33	(9)				1.01	27.69	Avg.:	98.70	
10	16	MEISSNITZER Alexandra	AUT	Int1:	24.51	(14)	I1-I2:	24.46	(17)	0.36		Sp1:	93.03	(19)
				Int2:	48.97	(15)	I2-I3:	16.74	(3)	0.74		Sp2:	120.63	(4)
				Int3:	1:05.71	(11)	I3-I4:	14.20	(14)	0.96				
				Int4:	1:19.91	(12)	I4-Fin:	16.43	(4)	1.14				
				Fin:	1:36.34	(10)				1.02	27.96	Avg.:	98.69	
11	18	PUTZER Karen	ITA	Int1:	24.70	(19)	I1-I2:	24.42	(16)	0.55		Sp1:	92.17	(22)
				Int2:	49.12	(20)	I2-I3:	16.86	(8)	0.89		Sp2:	117.72	(14)
				Int3:	1:05.98	(17)	I3-I4:	13.72	(1)	1.23				
				Int4:	1:19.70	(8)	I4-Fin:	16.80	(13)	0.93				
				Fin:	1:36.50	(11)				1.18	32.29	Avg.:	98.52	
12	14	OBERMOSER Brigitte	AUT	Int1:	24.38	(5)	I1-I2:	24.13	(4)	0.23		Sp1:	95.90	(6)
				Int2:	48.51	(4)	I2-I3:	16.93	(13)	0.28		Sp2:	118.75	(10)
				Int3:	1:05.44	(7)	I3-I4:	14.18	(13)	0.69				
				Int4:	1:19.62	(7)	I4-Fin:	16.95	(20)	0.85				
				Fin:	1:36.57	(12)				1.25	34.19	Avg.:	98.45	
13	6	KOSTNER Isolde	ITA	Int1:	24.60	(17)	I1-I2:	24.17	(6)	0.45		Sp1:	96.09	(4)
				Int2:	48.77	(7)	I2-I3:	16.92	(12)	0.54		Sp2:	116.52	(19)
				Int3:	1:05.69	(10)	I3-I4:	14.26	(17)	0.94				
				Int4:	1:19.95	(13)	I4-Fin:	16.64	(9)	1.18				
				Fin:	1:36.59	(13)				1.27	34.72	Avg.:	98.43	
14	3	HUBER Isabelle	GER	Int1:	24.57	(16)	I1-I2:	24.31	(12)	0.42		Sp1:	96.46	(3)
				Int2:	48.88	(10)	I2-I3:	17.18	(20)	0.65		Sp2:	118.33	(12)
				Int3:	1:06.06	(19)	I3-I4:	13.94	(3)	1.31				
				Int4:	1:20.00	(14)	I4-Fin:	16.73	(11)	1.23				
				Fin:	1:36.73	(14)				1.41	38.50	Avg.:	98.29	
15	12	BORGHI Catherine	SUI	Int1:	24.50	(12)	I1-I2:	24.53	(21)	0.35		Sp1:	96.65	(2)
				Int2:	49.03	(18)	I2-I3:	16.87	(9)	0.80		Sp2:	119.16	(8)
				Int3:	1:05.90	(15)	I3-I4:	14.43	(21)	1.15				
				Int4:	1:20.33	(18)	I4-Fin:	16.54	(7)	1.56				
				Fin:	1:36.87	(15)				1.55	42.26	Avg.:	98.15	
16	10	WIRTH Katja	AUT	Int1:	24.49	(11)	I1-I2:	24.30	(9)	0.34		Sp1:	94.44	(14)
				Int2:	48.79	(9)	I2-I3:	17.19	(21)	0.56		Sp2:	117.12	(16)
				Int3:	1:05.98	(17)	I3-I4:	14.17	(12)	1.23				
				Int4:	1:20.15	(17)	I4-Fin:	16.82	(14)	1.38				
				Fin:	1:36.97	(16)				1.65	44.94	Avg.:	98.05	
17	8	ERTL Martina	GER	Int1:	24.47	(9)	I1-I2:	24.53	(21)	0.32		Sp1:	94.09	(15)
				Int2:	49.00	(16)	I2-I3:	16.95	(15)	0.77		Sp2:	117.72	(14)
				Int3:	1:05.95	(16)	I3-I4:	14.12	(10)	1.20				
				Int4:	1:20.07	(15)	I4-Fin:	16.95	(20)	1.30				
				Fin:	1:37.02	(17)				1.70	46.28	Avg.:	98.00	
18	2	WILHELM Kathrin	AUT	Int1:	24.71	(21)	I1-I2:	24.30	(9)	0.56		Sp1:	92.34	(21)
				Int2:	49.01	(17)	I2-I3:	16.87	(9)	0.78		Sp2:	115.93	(22)
				Int3:	1:05.88	(14)	I3-I4:	14.24	(16)	1.13				
				Int4:	1:20.12	(16)	I4-Fin:	17.07	(23)	1.35				
				Fin:	1:37.19	(18)				1.87	50.81	Avg.:	97.82	



AUDI FIS SKI WORLD CUP
6th LADIES DOWNHILL
PERFORMANCE ANALYSIS 1



Number of Competitors: 23

Rank	Bib	Name	Nation	Positions			Partials			Difference		Speed		
				Pos.	Time	Rank	Pos.	Time	Rank	Time	Dist(m)	Pos.	km/h	Rank
19	1	WOLF Tamara	SUI	Int1:	24.76	(22)	I1-I2:	24.31	(12)	0.61		Sp1:	94.80	(12)
				Int2:	49.07	(19)	I2-I3:	17.00	(16)	0.84		Sp2:	116.32	(20)
				Int3:	1:06.07	(20)	I3-I4:	14.35	(20)	1.32				
				Int4:	1:20.42	(20)	I4-Fin:	16.78	(12)	1.65				
				Fin:	1:37.20	(19)				1.88	51.08	Avg.:	97.81	
20	4	LINDELL-VIKARBY Jessica	SWE	Int1:	24.55	(15)	I1-I2:	24.39	(14)	0.40		Sp1:	95.90	(6)
				Int2:	48.94	(14)	I2-I3:	17.15	(18)	0.71		Sp2:	120.63	(4)
				Int3:	1:06.09	(21)	I3-I4:	14.29	(18)	1.34				
				Int4:	1:20.38	(19)	I4-Fin:	16.90	(16)	1.61				
				Fin:	1:37.28	(20)				1.96	53.21	Avg.:	97.73	
21	15	BERTHOD Sylviane	SUI	Int1:	24.61	(18)	I1-I2:	24.30	(9)	0.46		Sp1:	95.90	(6)
				Int2:	48.91	(13)	I2-I3:	16.94	(14)	0.68		Sp2:	120.84	(3)
				Int3:	1:05.85	(12)	I3-I4:	14.59	(23)	1.10				
				Int4:	1:20.44	(21)	I4-Fin:	16.94	(19)	1.67				
				Fin:	1:37.38	(21)				2.06	55.87	Avg.:	97.63	
22	17	MENDES Jonna	USA	Int1:	24.50	(12)	I1-I2:	24.39	(14)	0.35		Sp1:	96.09	(4)
				Int2:	48.89	(11)	I2-I3:	17.26	(22)	0.66		Sp2:	116.12	(21)
				Int3:	1:06.15	(22)	I3-I4:	14.44	(22)	1.40				
				Int4:	1:20.59	(22)	I4-Fin:	16.93	(18)	1.82				
				Fin:	1:37.52	(22)				2.20	59.58	Avg.:	97.49	
23	9	HAEUSL Regina	GER	Int1:	24.94	(23)	I1-I2:	24.28	(7)	0.79		Sp1:	92.85	(20)
				Int2:	49.22	(22)	I2-I3:	17.12	(17)	0.99		Sp2:	116.92	(18)
				Int3:	1:06.34	(23)	I3-I4:	14.34	(19)	1.59				
				Int4:	1:20.68	(23)	I4-Fin:	17.03	(22)	1.91				
				Fin:	1:37.71	(23)				2.39	64.60	Avg.:	97.30	

LEGEND					
Pos	Intermediate or Speed Position	Int1:	Intermediate 1	Int4:	Intermediate 4
Avg.	Average Speed for the race	Int2:	Intermediate 2	Sp1:	Speed Trap 1
Dist(m)	Distance behind the first	Int3:	Intermediate 3	Sp2:	Speed Trap 2
				Fin:	Finish



AUDI FIS SKI WORLD CUP
6th LADIES DOWNHILL
PERFORMANCE ANALYSIS 2



Number of Competitors: 23

Bib	Name	Nation	Positions			Partials			Difference		Speed									
			Pos.	Time	Rank	Pos.	Time	Rank	Time	Dist(m)	Pos.	km/h	Rank							
1	WOLF Tamara	SUI	Int1: 24.76 (22)	Int2: 49.07 (19)	Int3: 1:06.07 (20)	Int4: 1:20.42 (20)	Fin: 1:37.20 (19)	I1-I2: 24.31 (12)	I2-I3: 17.00 (16)	I3-I4: 14.35 (20)	I4-Fin: 16.78 (12)	0.61	0.84	1.32	1.65	1.88	51.08	Sp1: 94.80 (12)	Sp2: 116.32 (20)	Avg.: 97.81
2	WILHELM Kathrin	AUT	Int1: 24.71 (21)	Int2: 49.01 (17)	Int3: 1:05.88 (14)	Int4: 1:20.12 (16)	Fin: 1:37.19 (18)	I1-I2: 24.30 (9)	I2-I3: 16.87 (9)	I3-I4: 14.24 (16)	I4-Fin: 17.07 (23)	0.56	0.78	1.13	1.35	1.87	50.81	Sp1: 92.34 (21)	Sp2: 115.93 (22)	Avg.: 97.82
3	HUBER Isabelle	GER	Int1: 24.57 (16)	Int2: 48.88 (10)	Int3: 1:06.06 (19)	Int4: 1:20.00 (14)	Fin: 1:36.73 (14)	I1-I2: 24.31 (12)	I2-I3: 17.18 (20)	I3-I4: 13.94 (3)	I4-Fin: 16.73 (11)	0.42	0.65	1.31	1.23	1.41	38.50	Sp1: 96.46 (3)	Sp2: 118.33 (12)	Avg.: 98.29
4	LINDELL-VIKARBY Jessica	SWE	Int1: 24.55 (15)	Int2: 48.94 (14)	Int3: 1:06.09 (21)	Int4: 1:20.38 (19)	Fin: 1:37.28 (20)	I1-I2: 24.39 (14)	I2-I3: 17.15 (18)	I3-I4: 14.29 (18)	I4-Fin: 16.90 (16)	0.40	0.71	1.34	1.61	1.96	53.21	Sp1: 95.90 (6)	Sp2: 120.63 (4)	Avg.: 97.73
5	CECCARELLI Daniela	ITA	Int1: 24.23 (2)	Int2: 48.38 (2)	Int3: 1:05.23 (4)	Int4: 1:19.29 (4)	Fin: 1:35.95 (4)	I1-I2: 24.15 (5)	I2-I3: 16.85 (7)	I3-I4: 14.06 (7)	I4-Fin: 16.66 (10)	0.08	0.15	0.48	0.52	0.63	17.34	Sp1: 94.80 (12)	Sp2: 118.13 (13)	Avg.: 99.09
6	KOSTNER Isolde	ITA	Int1: 24.60 (17)	Int2: 48.77 (7)	Int3: 1:05.69 (10)	Int4: 1:19.95 (13)	Fin: 1:36.59 (13)	I1-I2: 24.17 (6)	I2-I3: 16.92 (12)	I3-I4: 14.26 (17)	I4-Fin: 16.64 (9)	0.45	0.54	0.94	1.18	1.27	34.72	Sp1: 96.09 (4)	Sp2: 116.52 (19)	Avg.: 98.43
7	JACQUEMOD Ingrid	FRA	Int1: 24.15 (1)	Int2: 48.38 (2)	Int3: 1:04.75 (1)	Int4: 1:18.77 (1)	Fin: 1:35.64 (2)	I1-I2: 24.15 (5)	I2-I3: 14.02 (5)	I3-I4: 16.87 (15)	I4-Fin: 16.87 (15)	0.00	0.00	0.00	0.32	0.32	8.84	Sp1: 93.55 (17)	Sp2: 115.54 (23)	Avg.: 99.41
8	ERTL Martina	GER	Int1: 24.47 (9)	Int2: 49.00 (16)	Int3: 1:05.95 (16)	Int4: 1:20.07 (15)	Fin: 1:37.02 (17)	I1-I2: 24.53 (21)	I2-I3: 16.95 (15)	I3-I4: 14.12 (10)	I4-Fin: 16.95 (20)	0.32	0.77	1.20	1.30	1.70	46.28	Sp1: 94.09 (15)	Sp2: 117.72 (14)	Avg.: 98.00



AUDI FIS SKI WORLD CUP
6th LADIES DOWNHILL
PERFORMANCE ANALYSIS 2



Number of Competitors: 23

Bib	Name	Nation	Positions			Partials			Difference		Speed	
			Pos.	Time	Rank	Pos.	Time	Rank	Time	Dist(m)	Pos.	km/h
9	HAEUSL Regina	GER	Int1: 24.94 (23)			I1-I2: 24.28 (7)			0.79		Sp1: 92.85 (20)	
			Int2: 49.22 (22)			I2-I3: 17.12 (17)			0.99		Sp2: 116.92 (18)	
			Int3: 1:06.34 (23)			I3-I4: 14.34 (19)			1.59			
			Int4: 1:20.68 (23)			I4-Fin: 17.03 (22)			1.91			
			Fin: 1:37.71 (23)						2.39	64.60	Avg.: 97.30	
10	WIRTH Katja	AUT	Int1: 24.49 (11)			I1-I2: 24.30 (9)			0.34		Sp1: 94.44 (14)	
			Int2: 48.79 (9)			I2-I3: 17.19 (21)			0.56		Sp2: 117.12 (16)	
			Int3: 1:05.98 (17)			I3-I4: 14.17 (12)			1.23			
			Int4: 1:20.15 (17)			I4-Fin: 16.82 (14)			1.38			
			Fin: 1:36.97 (16)						1.65	44.94	Avg.: 98.05	
11	RIESCH Maria	GER	Int1: 24.45 (8)			I1-I2: 23.78 (1)			0.30		Sp1: 96.84 (1)	
			Int2: 48.23 (1)			I2-I3: 17.17 (19)			0.00		Sp2: 122.14 (1)	
			Int3: 1:05.40 (6)			I3-I4: 14.02 (5)			0.65			
			Int4: 1:19.42 (6)			I4-Fin: 16.91 (17)			0.65			
			Fin: 1:36.33 (9)						1.01	27.69	Avg.: 98.70	
12	BORGHI Catherine	SUI	Int1: 24.50 (12)			I1-I2: 24.53 (21)			0.35		Sp1: 96.65 (2)	
			Int2: 49.03 (18)			I2-I3: 16.87 (9)			0.80		Sp2: 119.16 (8)	
			Int3: 1:05.90 (15)			I3-I4: 14.43 (21)			1.15			
			Int4: 1:20.33 (18)			I4-Fin: 16.54 (7)			1.56			
			Fin: 1:36.87 (15)						1.55	42.26	Avg.: 98.15	
13	TURGEON Melanie	CAN	Int1: 24.42 (7)			I1-I2: 23.98 (2)			0.27		Sp1: 95.35 (10)	
			Int2: 48.40 (3)			I2-I3: 16.79 (6)			0.17		Sp2: 118.54 (11)	
			Int3: 1:05.19 (3)			I3-I4: 14.20 (14)			0.44			
			Int4: 1:19.39 (5)			I4-Fin: 16.60 (8)			0.62			
			Fin: 1:35.99 (5)						0.67	18.43	Avg.: 99.05	
14	OBERMOSER Brigitte	AUT	Int1: 24.38 (5)			I1-I2: 24.13 (4)			0.23		Sp1: 95.90 (6)	
			Int2: 48.51 (4)			I2-I3: 16.93 (13)			0.28		Sp2: 118.75 (10)	
			Int3: 1:05.44 (7)			I3-I4: 14.18 (13)			0.69			
			Int4: 1:19.62 (7)			I4-Fin: 16.95 (20)			0.85			
			Fin: 1:36.57 (12)						1.25	34.19	Avg.: 98.45	
15	BERTHOD Sylviane	SUI	Int1: 24.61 (18)			I1-I2: 24.30 (9)			0.46		Sp1: 95.90 (6)	
			Int2: 48.91 (13)			I2-I3: 16.94 (14)			0.68		Sp2: 120.84 (3)	
			Int3: 1:05.85 (12)			I3-I4: 14.59 (23)			1.10			
			Int4: 1:20.44 (21)			I4-Fin: 16.94 (19)			1.67			
			Fin: 1:37.38 (21)						2.06	55.87	Avg.: 97.63	
16	MEISSNITZER Alexandra	AUT	Int1: 24.51 (14)			I1-I2: 24.46 (17)			0.36		Sp1: 93.03 (19)	
			Int2: 48.97 (15)			I2-I3: 16.74 (3)			0.74		Sp2: 120.63 (4)	
			Int3: 1:05.71 (11)			I3-I4: 14.20 (14)			0.96			
			Int4: 1:19.91 (12)			I4-Fin: 16.43 (4)			1.14			
			Fin: 1:36.34 (10)						1.02	27.96	Avg.: 98.69	
17	MENDES Jonna	USA	Int1: 24.50 (12)			I1-I2: 24.39 (14)			0.35		Sp1: 96.09 (4)	
			Int2: 48.89 (11)			I2-I3: 17.26 (22)			0.66		Sp2: 116.12 (21)	
			Int3: 1:06.15 (22)			I3-I4: 14.44 (22)			1.40			
			Int4: 1:20.59 (22)			I4-Fin: 16.93 (18)			1.82			
			Fin: 1:37.52 (22)						2.20	59.58	Avg.: 97.49	
18	PUTZER Karen	ITA	Int1: 24.70 (19)			I1-I2: 24.42 (16)			0.55		Sp1: 92.17 (22)	
			Int2: 49.12 (20)			I2-I3: 16.86 (8)			0.89		Sp2: 117.72 (14)	
			Int3: 1:05.98 (17)			I3-I4: 13.72 (1)			1.23			
			Int4: 1:19.70 (8)			I4-Fin: 16.80 (13)			0.93			
			Fin: 1:36.50 (11)						1.18	32.29	Avg.: 98.52	



AUDI FIS SKI WORLD CUP
6th LADIES DOWNHILL
PERFORMANCE ANALYSIS 2



Number of Competitors: 23


Bib	Name	Nation	Positions			Partials			Difference		Speed	
			Pos.	Time	Rank	Pos.	Time	Rank	Time	Dist(m)	Pos.	km/h
19	REY BELLET Corinne	SUI	Int1: 24.70 (19)			I1-I2: 24.47 (18)			0.55		Sp1: 93.20 (18)	
			Int2: 49.17 (21)			I2-I3: 16.69 (2)			0.94		Sp2: 117.12 (16)	
			Int3: 1:05.86 (13)			I3-I4: 13.86 (2)			1.11			
			Int4: 1:19.72 (9)			I4-Fin: 16.47 (6)			0.95			
			Fin: 1:36.19 (7)						0.87	23.89	Avg.: 98.84	
20	CLARK Kirsten L	USA	Int1: 24.47 (9)			I1-I2: 24.09 (3)			0.32		Sp1: 94.09 (15)	
			Int2: 48.56 (5)			I2-I3: 16.74 (3)			0.33		Sp2: 118.95 (9)	
			Int3: 1:05.30 (5)			I3-I4: 13.97 (4)			0.55			
			Int4: 1:19.27 (3)			I4-Fin: 16.40 (2)			0.50			
			Fin: 1:35.67 (3)						0.35	9.66	Avg.: 99.38	
21	GOETSCHL Renate	AUT	Int1: 24.29 (3)			I1-I2: 24.29 (8)			0.14		Sp1: 95.17 (11)	
			Int2: 48.58 (6)			I2-I3: 16.33 (1)			0.35		Sp2: 121.27 (2)	
			Int3: 1:04.91 (2)			I3-I4: 14.06 (7)			0.16			
			Int4: 1:18.97 (2)			I4-Fin: 16.35 (1)			0.20			
			Fin: 1:35.32 (1)						0.00	0.00	Avg.: 99.74	
22	MONTILLET Carole	FRA	Int1: 24.41 (6)			I1-I2: 24.48 (20)			0.26		Sp1: 92.00 (23)	
			Int2: 48.89 (11)			I2-I3: 16.76 (5)			0.66		Sp2: 120.63 (4)	
			Int3: 1:05.65 (8)			I3-I4: 14.15 (11)			0.90			
			Int4: 1:19.80 (11)			I4-Fin: 16.44 (5)			1.03			
			Fin: 1:36.24 (8)						0.92	25.25	Avg.: 98.79	
23	DORFMEISTER Michaela	AUT	Int1: 24.31 (4)			I1-I2: 24.47 (18)			0.16		Sp1: 95.90 (6)	
			Int2: 48.78 (8)			I2-I3: 16.88 (11)			0.55		Sp2: 120.21 (7)	
			Int3: 1:05.66 (9)			I3-I4: 14.07 (9)			0.91			
			Int4: 1:19.73 (10)			I4-Fin: 16.40 (2)			0.96			
			Fin: 1:36.13 (6)						0.81	22.25	Avg.: 98.90	

LEGEND

Pos Intermediate or Speed Position **Int1:** Intermediate 1 **Int4:** Intermediate 4 **Sp2:** Speed Trap 2
Avg. Average Speed for the race **Int2:** Intermediate 2 **Sp1:** Speed Trap 1 **Fin:** Finish
Dist(m) Distance behind the first **Int3:** Intermediate 3



AUDI FIS SKI WORLD CUP



AUDI FIS SKI WORLD CUP AFTER 7th LADIES DOWNHILL DOWNHILL FIS WCSL LIST

Number of Competitors: 51

6 DEC 2002 Lake Louise (CAN)
7 DEC 2002 Lake Louise (CAN)
21 DEC 2002 Lenzerheide (SUI)
18 JAN 2003 Cortina d'Ampezzo (ITA)
9 FEB 2003 St. Moritz (SUI)
1 MAR 2003 Innsbruck-Patscherkofel (AUT)
12 MAR 2003 Lillehammer (NOR)

Rank	FIS Code	Name	Nation	1	2	3	4	5	6	7	Base	- X	+ Y	= WCSL-DH
1	55069	GOETSCHL Renate	AUT	36	60	22	100	45	50	100	468	468	413	413
2	55198	DORFMEISTER Michaela	AUT	22	50	100	60	22	100	40	498	498	394	394
3	195374	MONTILLET Carole	FRA	80	100	15	50	36	36	32	280	280	349	349
4	536138	CLARK Kirsten L	USA	60	45	60	80	-	11	60	175	175	316	316
5	515098	REY BELLET Corinne	SUI	40	80	13	16	80	45	36	459	459	310	310
6	105546	TURGEON Melanie	CAN	-	18	40	26	100	20	45	155	155	249	249
7	55212	MEISSNITZER Alexandra	AUT	45	16	4	22	80	26	26	13	13	219	219
8	205117	GERG Hilde	GER	100	-	-	36	18	60	-	462	462	214	214
9	55261	OBERMOSER Brigitte	AUT	-	-	80	10	50	18	22	242	242	180	180
10	195671	JACQUEMOD Ingrid	FRA	20	32	2	18	-	1	80	72	72	153	153
10	536477	MENDES Jonna	USA	29	12	14	45	40	13	-	79	79	153	153
12	295342	PUTZER Karen	ITA	16	22	26	40	-	15	24	19	19	143	143
13	515409	BERTHOD Sylviane	SUI	12	40	24	24	24	12	-	382	382	136	136
13	295136	CECCARELLI Daniela	ITA	-	-	32	16	20	18	50	201	201	136	136
13	385022	KOSTELIC Janica	CRO	13	29	40	32	-	22	-	15	15	136	136
16	295588	KOSTNER Isolde	ITA	-	-	-	29	29	40	20	648	648	118	118
17	206001	RIESCH Maria	GER	-	24	16	14	-	32	29	-	-	115	115
18	515348	BORGHI Catherine	SUI	11	13	45	-	-	29	16	159	159	114	114
19	536473	LALIVE Caroline	USA	50	-	11	22	-	7	-	172	172	90	90
20	55538	WIRTH Katja	AUT	-	1	-	-	-	80	-	3	3	81	81
21	205392	HAEUSL Regina	GER	14	22	32	10	-	-	-	128	128	78	78
22	205820	HUBER Isabelle	GER	18	15	10	3	-	9	18	30	30	73	73
23	205378	ERTL Martina	GER	32	14	6	11	-	4	-	17	17	67	67
24	565037	SUHADOLC Mojca	SLO	26	26	-	8	-	-	-	73	73	60	60
25	505632	LINDELL-VIKARBY Jessica	SWE	-	-	50	6	-	-	-	-	-	56	56
26	55596	WILHELM Kathrin	AUT	26	8	7	-	-	14	-	-	-	55	55
27	537545	MANCUSO Julia	USA	10	10	-	-	-	24	-	48	48	44	44
28	515403	MUELLER Tamara	SUI	5	36	-	-	-	-	-	3	3	41	41
29	515429	DUMERMUTH Monika	SUI	1	-	10	1	26	-	-	2	2	38	38
30	195503	SUCHET Melanie	FRA	-	-	-	13	18	5	-	320	320	36	36





AUDI FIS SKI WORLD CUP



AUDI FIS SKI WORLD CUP AFTER 7th LADIES DOWNHILL DOWNHILL FIS WCSL LIST

6 DEC 2002 Lake Louise (CAN)
7 DEC 2002 Lake Louise (CAN)
21 DEC 2002 Lenzerheide (SUI)
18 JAN 2003 Cortina d'Ampezzo (ITA)
9 FEB 2003 St. Moritz (SUI)
1 MAR 2003 Innsbruck-Patscherkofel (AUT)
12 MAR 2003 Lillehammer (NOR)

Number of Competitors: 51

Rank	FIS Code	Name	Nation	1	2	3	4	5	6	7	Base	- X	+ Y	= WCSL-DH
31	515496	IMLIG Corinne	SUI	7	-	18	-	-	10	-	4	4	35	35
32	55691	SPONRING Christine	AUT	-	-	-	-	32	-	-	2	2	32	32
33	195868	MEILLEUR Karine	FRA	15	7	-	-	-	-	-	5	5	22	22
34	515560	SCHILD Martina	SUI	-	-	20	-	-	-	-	2	2	20	20
34	515170	STYGER Nadia	SUI	-	3	5	12	-	-	-	-	-	20	20
36	505260	HARGIN Janette	SWE	-	-	8	5	-	6	-	16	16	19	19
37	536884	LUDLOW Libby	USA	4	5	-	7	-	-	-	-	-	16	16
38	535529	MONAHAN Kathleen	USA	3	11	-	-	-	-	-	23	23	14	14
38	295533	RECCHIA Lucia	ITA	2	-	12	-	-	-	-	84	84	14	14
40	55383	BLASER Karin	AUT	9	2	-	-	-	-	-	-	-	11	11
40	55290	HEREGGER Selina	AUT	-	9	-	-	-	2	-	308	308	11	11
42	295463	BASSIS Patrizia	ITA	9	-	-	-	-	-	-	97	97	9	9
43	536479	POWERS Alison	USA	-	-	-	-	-	8	-	17	17	8	8
44	537446	MCCARTY Bryna	USA	6	-	-	-	-	-	-	-	-	6	6
44	55588	RUMPFHUBER Ingrid	AUT	-	6	-	-	-	-	-	78	78	6	6
46	565136	BRACUN Spela	SLO	-	4	-	-	-	-	-	20	20	4	4
46	105997	BRYDON Emily	CAN	-	-	-	4	-	-	-	72	72	4	4
48	537544	KILDOW Lindsey C.	USA	-	-	-	-	-	3	-	15	15	3	3
48	55052	SCHNEIDER Tanja	AUT	-	-	3	-	-	-	-	132	132	3	3
50	205119	HALTMAYR Petra	GER	-	-	-	2	-	-	-	88	88	2	2
51	515478	ALPIGER Ella	SUI	-	-	1	-	-	-	-	2	2	1	1

Number of Competitors per Nation until 60th position

AUT : 11	CAN : 2	CRO : 1	FRA : 4	GER : 6	ITA : 5
SLO : 2	SUI : 9	SWE : 2	USA : 9		

LEGEND

Base Last season WCSL points
X (Base / number of planned races in the current season) * number of completed races in the current season
Y WC points won in the current season
WCSL-DH World Cup Start List points for Downhill

12-03-2003 / Lillehammer (NOR) / 5627

Page 2/2

www.fis-ski.com

Generation Date: WED 12 MAR 2003

Time: 12:55 Swatch Internet Time: @538

Document: 60A 1.0





AUDI FIS SKI WORLD CUP



AUDI FIS SKI WORLD CUP AFTER 7th LADIES DOWNHILL OVERALL FIS WCSL LIST

Number of Competitors: 146

Rank	FIS Code	Name	Nation	WCSL	DH	SL	GS	SG	K
1	385022	KOSTELIC Janica	CRO	1843	136 (13)	845 (1)	382 (4)	280 (9)	200 (1)
2	505483	PAERSON Anja	SWE	1205	–	562 (2)	613 (1)	30 (35)	–
3	55198	DORFMEISTER Michaela	AUT	1181	394 (2)	–	370 (5)	381 (3)	36 (13)
4	295342	PUTZER Karen	ITA	1003	143 (12)	–	488 (2)	322 (6)	50 (10)
5	195374	MONTILLET Carole	FRA	928	349 (3)	–	76 (26)	503 (1)	–
6	55069	GOETSCHL Renate	AUT	896	413 (1)	8 (52)	8 (50)	467 (2)	–
7	205378	ERTL Martina	GER	872	67 (23)	203 (11)	258 (9)	224 (12)	120 (2)
8	55212	MEISSNITZER Alexandra	AUT	854	219 (7)	–	287 (7)	348 (4)	–
9	536138	CLARK Kirsten L	USA	707	316 (4)	–	62 (32)	311 (7)	18 (19)
10	515268	NEF Sonja	SUI	662	–	238 (9)	424 (3)	–	–
11	55690	HOSP Nicole	AUT	638	–	286 (8)	272 (8)	–	80 (6)
12	185140	POUTIAINEN Tanja	FIN	581	–	373 (5)	208 (16)	–	–
13	205117	GERG Hilde	GER	556	214 (8)	–	17 (41)	325 (5)	–
13	55261	OBERMOSER Brigitte	AUT	556	180 (9)	–	144 (20)	210 (14)	22 (17)
15	515098	REY BELLET Corinne	SUI	550	310 (5)	–	14 (43)	226 (11)	–
16	105546	TURGEON Melanie	CAN	461	249 (6)	–	–	212 (13)	–
17	295136	CECCARELLI Daniela	ITA	458	136 (13)	–	9 (48)	298 (8)	15 (22)
18	55590	SCHILD Marlies	AUT	425	–	375 (4)	–	–	50 (10)
19	195377	PASCAL Christel	FRA	405	–	388 (3)	17 (41)	–	–
20	505187	OTTOSSON Anna	SWE	396	–	145 (16)	219 (14)	32 (34)	–
21	536477	MENDES Jonna	USA	388	153 (10)	–	3 (58)	232 (10)	–
22	195249	PEQUEGNOT Laure	FRA	366	–	365 (6)	1 (66)	–	–
23	536473	LALIVE Caroline	USA	364	90 (19)	–	67 (29)	155 (15)	52 (9)
24	295445	KARBON Denise	ITA	307	–	7 (54)	300 (6)	–	–
25	536481	SCHLEPER Sarah	USA	304	–	189 (12)	115 (22)	–	–
26	295435	GIUS Nicole	ITA	300	–	233 (10)	67 (29)	–	–
27	205636	BERGMANN Monika	GER	295	–	295 (7)	–	–	–
28	106056	SIMARD Genevieve	CAN	283	–	1 (62)	114 (23)	130 (16)	38 (12)
29	515370	OESTER Marlies	SUI	282	–	133 (18)	49 (35)	–	100 (4)
30	206001	RIESCH Maria	GER	279	115 (17)	23 (40)	12 (45)	24 (41)	105 (3)
31	495065	RIENDA CONTRERAS M.	SPA	278	–	23 (40)	255 (10)	–	–
32	425001	FLEMMEN Andrine	NOR	254	–	–	254 (11)	–	–
33	535825	KOZNICK Kristina	USA	252	–	164 (15)	88 (24)	–	–
34	565243	MAZE Tina	SLO	239	–	1 (62)	238 (12)	–	–
35	295588	KOSTNER Isolde	ITA	233	118 (16)	–	3 (58)	112 (18)	–
36	355002	HEEB-BATLINER Birgit	LIE	224	–	–	224 (13)	–	–



AUDI FIS SKI WORLD CUP




AUDI FIS SKI WORLD CUP AFTER 7th LADIES DOWNHILL OVERALL FIS WCSL LIST

Number of Competitors: 146

Rank	FIS Code	Name	Nation	WCSL	DH	SL	GS	SG	K
37	105741	FORSYTH Allison	CAN	220	–	9 (49)	211 (15)	–	–
38	55313	ROHREGGER Eveline	AUT	219	–	–	149 (19)	70 (21)	–
39	195671	JACQUEMOD Ingrid	FRA	216	153 (10)	–	–	63 (23)	–
40	106022	JANYK Britt	CAN	208	–	51 (34)	157 (18)	–	–
41	515409	BERTHOD Sylviane	SUI	201	136 (13)	–	–	65 (22)	–
42	537545	MANCUSO Julia	USA	196	44 (27)	17 (45)	–	54 (26)	81 (5)
43	505632	LINDELL–VIKARBY Jessica	SWE	191	56 (25)	–	52 (33)	22 (43)	61 (7)
44	55302	EGGER Sabine	AUT	186	–	186 (13)	–	–	–
45	55576	GOERGL Elisabeth	AUT	178	–	112 (19)	66 (31)	–	–
46	205115	GERG Annemarie	GER	175	–	172 (14)	3 (58)	–	–
47	565037	SUHADOLC Mojca	SLO	173	60 (24)	–	–	113 (17)	–
48	55539	BERGER Silvia	AUT	172	–	–	123 (21)	49 (28)	–
49	425389	NILSEN Stina Hofgard	NOR	166	–	–	166 (17)	–	–
50	155415	ZAHROBSKA Sarka	CZE	162	–	107 (20)	–	–	55 (8)
51	515573	AUFDENBLATTEN Fraenzi	SUI	159	–	–	68 (27)	75 (20)	16 (20)
52	515348	BORGHI Catherine	SUI	156	114 (18)	–	–	26 (38)	16 (20)
53	296259	MOELGG Manuela	ITA	155	–	62 (31)	68 (27)	1 (60)	24 (15)
54	55538	WIRTH Katja	AUT	147	81 (20)	–	–	52 (27)	14 (23)
55	425051	ROGMO–BAKKE Trine	NOR	145	–	145 (16)	–	–	–
56	205392	HAEUSL Regina	GER	113	78 (21)	–	–	35 (33)	–
57	105997	BRYDON Emily	CAN	106	4 (46)	–	–	78 (19)	24 (15)
57	195215	VIDAL Vanessa	FRA	106	–	106 (21)	–	–	–
59	515403	MUELLER Tamara	SUI	104	41 (28)	–	–	63 (23)	–
59	415069	RIEGLER Claudia	NZE	104	–	104 (22)	–	–	–
61	505271	EKMAN Susanne	SWE	102	–	95 (23)	7 (52)	–	–
62	296008	MERIGHETTI Daniela	ITA	98	–	18 (44)	80 (25)	–	–
63	55691	SPONRING Christine	AUT	94	32 (32)	61 (32)	1 (66)	–	–
64	205820	HUBER Isabelle	GER	89	73 (22)	–	–	16 (44)	–
65	195503	SUCHET Melanie	FRA	83	36 (30)	–	1 (66)	46 (31)	–
66	565097	PRETNAR Spela	SLO	81	–	77 (24)	4 (55)	–	–
67	55052	SCHNEIDER Tanja	AUT	75	3 (48)	–	14 (43)	58 (25)	–
68	515092	GRUENENFELDER Corina	SUI	74	–	74 (25)	–	–	–
69	385027	FLEISS Nika	CRO	73	–	73 (26)	–	–	–
70	565207	DABIC Lea	SLO	69	–	47 (36)	–	–	22 (17)
71	425359	BERNTSEN Hedda	NOR	66	–	66 (27)	–	–	–
71	295265	CERESA Annalisa	ITA	66	–	66 (27)	–	–	–



AUDI FIS SKI WORLD CUP




AUDI FIS SKI WORLD CUP AFTER 7th LADIES DOWNHILL OVERALL FIS WCSL LIST

Number of Competitors: 146

Rank	FIS Code	Name	Nation	WCSL	DH	SL	GS	SG	K
73	55359	TRUPPE Karin	AUT	65	–	65 (29)	–	–	–
74	536884	LUDLOW Libby	USA	64	16 (37)	–	–	48 (29)	–
74	505084	NOWEN Ylva	SWE	64	–	38 (38)	26 (39)	–	–
74	55388	RAICH Carina	AUT	64	–	64 (30)	–	–	–
77	295738	BACHMANN Silke	ITA	63	–	19 (42)	44 (36)	–	–
78	515429	DUMERMUTH Monika	SUI	62	38 (29)	–	–	24 (41)	–
79	295533	RECCHIA Lucia	ITA	61	14 (38)	–	–	47 (30)	–
79	55596	WILHELM Kathrin	AUT	61	55 (26)	–	–	6 (55)	–
81	425380	BREMSETH Lisa	NOR	56	–	56 (33)	–	–	–
82	505260	HARGIN Janette	SWE	54	19 (36)	3 (60)	3 (58)	29 (37)	–
83	295927	PLANATSCHER Maddalena	ITA	51	–	1 (62)	50 (34)	–	–
84	537772	STIEGLER Resi	USA	50	–	24 (39)	–	–	26 (14)
85	425458	VIKEN Line	NOR	49	–	49 (35)	–	–	–
86	565109	DOVZAN Alenka	SLO	47	–	6 (56)	41 (37)	–	–
86	185058	RAITA Henna	FIN	47	–	47 (36)	–	–	–
88	55290	HEREGGER Selina	AUT	45	11 (40)	–	9 (48)	25 (40)	–
89	535529	MONAHAN Kathleen	USA	44	14 (38)	–	–	30 (35)	–
90	495318	RUIZ CASTILLO Carolina	SPA	42	–	–	4 (55)	38 (32)	–
91	515170	STYGER Nadia	SUI	40	20 (34)	–	5 (54)	15 (45)	–
92	295463	BASSIS Patrizia	ITA	35	9 (42)	–	–	26 (38)	–
92	515496	IMLIG Corinne	SUI	35	35 (31)	–	–	–	–
94	195868	MEILLEUR Karine	FRA	30	22 (33)	–	–	8 (51)	–
95	515095	KUMMER Lilian	SUI	27	–	–	27 (38)	–	–
96	195927	LAZIER Laurence	FRA	24	–	–	24 (40)	–	–
97	515560	SCHILD Martina	SUI	20	20 (34)	–	–	–	–
98	565004	BOKAL Natasa	SLO	19	–	19 (42)	–	–	–
99	205119	HALTMAYR Petra	GER	17	2 (50)	–	2 (64)	13 (48)	–
100	55075	SCHUSTER Stefanie	AUT	16	–	–	1 (66)	15 (45)	–
101	296073	MORANDINI Claudia	ITA	15	–	15 (46)	–	–	–
102	295449	KLEON Barbara	ITA	14	–	–	1 (66)	13 (48)	–
102	505083	WIBERG Pernilla	SWE	14	–	–	–	14 (47)	–
104	385032	JELUSIC Ana	CRO	12	–	–	12 (45)	–	–
105	55383	BLASER Karin	AUT	11	11 (40)	–	–	–	–
105	55759	KIRCHGASSER Michaela	AUT	11	–	11 (47)	–	–	–
107	295807	VIERIN Sonia	ITA	10	–	–	10 (47)	–	–
107	155047	ZAKOURILOVA Petra	CZE	10	–	10 (48)	–	–	–



AUDI FIS SKI WORLD CUP



AUDI FIS SKI WORLD CUP AFTER 7th LADIES DOWNHILL OVERALL FIS WCSL LIST

Number of Competitors: 146

Rank	FIS Code	Name	Nation	WCSL	DH	SL	GS	SG	K
109	225018	CARRICK-ANDERSON Emma	GBR	9	-	9 (49)	-	-	-
109	55339	LECHNER Martina	AUT	9	-	-	-	9 (50)	-
109	55588	RUMPFHUBER Ingrid	AUT	9	6 (44)	-	-	3 (58)	-
109	705287	ZUZULOVA Veronika	SVK	9	-	9 (49)	-	-	-
113	295559	BIAVASCHI Elisabetta	ITA	8	-	8 (52)	-	-	-
113	515534	DICHT Erika	SUI	8	-	-	8 (50)	-	-
113	536479	POWERS Alison	USA	8	8 (43)	-	-	-	-
116	505335	HULTDIN Malin	SWE	7	-	7 (54)	-	-	-
116	515166	PIEREN Tanja	SUI	7	-	-	-	7 (52)	-
116	295800	TAGLIABUE Elena	ITA	7	-	-	-	7 (52)	-
116	485062	ZELENSKAJA Warwara	RUS	7	-	-	-	7 (52)	-
120	537446	MCCARTY Bryna	USA	6	6 (44)	-	-	-	-
120	515766	SUTER Fabienne	SUI	6	-	-	6 (53)	-	-
122	305287	HIROI Noriyo	JPN	5	-	5 (57)	-	-	-
122	295462	MAJ Chiara	ITA	5	-	-	-	5 (56)	-
122	45002	STEGGALL Zali	AUS	5	-	5 (57)	-	-	-
125	225206	ALCOTT Chimene	GBR	4	-	-	-	4 (57)	-
125	565136	BRACUN Spela	SLO	4	4 (46)	-	-	-	-
125	195912	DE LEYMARIE Florine	FRA	4	-	4 (59)	-	-	-
125	495107	GALINDO SANTOLARIA Ana	SPA	4	-	-	4 (55)	-	-
125	537544	KILDOW Lindsey C.	USA	4	3 (48)	-	-	1 (60)	-
130	195193	DUVILLARD Kristina	FRA	3	-	-	3 (58)	-	-
130	195920	GIVELET Anne-Laure	FRA	3	-	-	-	3 (58)	-
130	55136	KOELLERER Karin	AUT	3	-	3 (60)	-	-	-
130	195291	PELLAT-FINET Caroline	FRA	3	-	-	3 (58)	-	-
134	485217	ALIEVA Olesja	RUS	2	-	-	2 (64)	-	-
135	515478	ALPIGER Ella	SUI	1	1 (51)	-	-	-	-
135	205043	BRAUNER Sibylle	GER	1	-	-	-	1 (60)	-
135	425022	FJELDAVLIE Merete	NOR	1	-	-	-	1 (60)	-
135	535505	GERETY Megan	USA	1	-	-	-	1 (60)	-
135	505396	HARGIN Christine	SWE	1	-	1 (62)	-	-	-
135	155333	HRSTKOVA Lucie	CZE	1	-	-	1 (66)	-	-
135	205716	HUBER-BRANDT Marina	GER	1	-	1 (62)	-	-	-
135	55544	KNOR Petra	AUT	1	-	1 (62)	-	-	-
135	105903	PRCHAL Anna	CAN	1	-	-	1 (66)	-	-
135	195273	SEKINO Fujiko	FRA	1	-	-	1 (66)	-	-



AUDI FIS SKI WORLD CUP



AUDI FIS SKI WORLD CUP AFTER 7th LADIES DOWNHILL OVERALL FIS WCSL LIST

Number of Competitors: 146

Rank	FIS Code	Name	Nation	WCSL	DH	SL	GS	SG	K
135	55622	VIERTHALER Astrid	AUT	1	-	-	-	1 (60)	-
135	205736	WOLF Stefanie	GER	1	-	1 (62)	-	-	-

LEGEND

GS Giant Slalom points **SG** Super-G points **DH** Downhill points **WCSL** Overall points **SL** Slalom points
K Combined points

12-03-2003 / Lillehammer (NOR) / 5627

Page 5/5

www.fis-ski.com

Generation Date: WED 12 MAR 2003

Time: 12:48 Swatch Internet Time: @533

Document: 60B 1.0





AUDI FIS SKI WORLD CUP



AUDI FIS SKI WORLD CUP AFTER 6th LADIES DOWNHILL DOWNHILL FIS WORLD CUP STANDINGS

Number of Competitors: 50

6 DEC 2002 Lake Louise (CAN)
7 DEC 2002 Lake Louise (CAN)
21 DEC 2002 Lenzerheide (SUI)
18 JAN 2003 Cortina d'Ampezzo (ITA)
1 MAR 2003 Innsbruck-Patscherkofel (AUT)
12 MAR 2003 Lillehammer (NOR)

Rank	FIS Code	Name	Nation	1	2	3	4	5	6	WC-DH	Diff.
1	55198	DORFMEISTER Michaela	AUT	22	50	100	60	100	40	372	
2	55069	GOETSCHL Renate	AUT	36	60	22	100	50	100	368	- 4
3	536138	CLARK Kirsten L	USA	60	45	60	80	11	60	316	- 56
4	195374	MONTILLET Carole	FRA	80	100	15	50	36	32	313	- 59
5	515098	REY BELLET Corinne	SUI	40	80	13	16	45	36	230	- 142
6	205117	GERG Hilde	GER	100	-	-	36	60	-	196	- 176
7	195671	JACQUEMOD Ingrid	FRA	20	32	2	18	1	80	153	- 219
8	105546	TURGEON Melanie	CAN	-	18	40	26	20	45	149	- 223
9	295342	PUTZER Karen	ITA	16	22	26	40	15	24	143	- 229
10	55212	MEISSNITZER Alexandra	AUT	45	16	4	22	26	26	139	- 233
11	385022	KOSTELIC Janica	CRO	13	29	40	32	22	-	136	- 236
12	55261	OBERMOSER Brigitte	AUT	-	-	80	10	18	22	130	- 242
13	295136	CECCARELLI Daniela	ITA	-	-	32	16	18	50	116	- 256
14	206001	RIESCH Maria	GER	-	24	16	14	32	29	115	- 257
15	515348	BORGHI Catherine	SUI	11	13	45	-	29	16	114	- 258
16	536477	MENDES Jonna	USA	29	12	14	45	13	-	113	- 259
17	515409	BERTHOD Sylviane	SUI	12	40	24	24	12	-	112	- 260
18	536473	LALIVE Caroline	USA	50	-	11	22	7	-	90	- 282
19	295588	KOSTNER Isolde	ITA	-	-	-	29	40	20	89	- 283
20	55538	WIRTH Katja	AUT	-	1	-	-	80	-	81	- 291
21	205392	HAEUSL Regina	GER	14	22	32	10	-	-	78	- 294
22	205820	HUBER Isabelle	GER	18	15	10	3	9	18	73	- 299
23	205378	ERTL Martina	GER	32	14	6	11	4	-	67	- 305
24	565037	SUHADOLC Mojca	SLO	26	26	-	8	-	-	60	- 312
25	505632	LINDELL-VIKARBY Jessica	SWE	-	-	50	6	-	-	56	- 316
26	55596	WILHELM Kathrin	AUT	26	8	7	-	14	-	55	- 317
27	537545	MANCUSO Julia	USA	10	10	-	-	24	-	44	- 328
28	515403	MUELLER Tamara	SUI	5	36	-	-	-	-	41	- 331
29	515496	IMLIG Corinne	SUI	7	-	18	-	10	-	35	- 337
30	195868	MEILLEUR Karine	FRA	15	7	-	-	-	-	22	- 350
31	515560	SCHILD Martina	SUI	-	-	20	-	-	-	20	- 352



AUDI FIS SKI WORLD CUP



AUDI FIS SKI WORLD CUP AFTER 6th LADIES DOWNHILL DOWNHILL FIS WORLD CUP STANDINGS

Number of Competitors: 50

6 DEC 2002 Lake Louise (CAN)
7 DEC 2002 Lake Louise (CAN)
21 DEC 2002 Lenzerheide (SUI)
18 JAN 2003 Cortina d'Ampezzo (ITA)
1 MAR 2003 Innsbruck-Patscherkofel (AUT)
12 MAR 2003 Lillehammer (NOR)

Rank	FIS Code	Name	Nation	1	2	3	4	5	6	WC-DH	Diff.
31	515170	STYGER Nadia	SUI	-	3	5	12	-	-	20	- 352
33	505260	HARGIN Janette	SWE	-	-	8	5	6	-	19	- 353
34	195503	SUCHET Melanie	FRA	-	-	-	13	5	-	18	- 354
35	536884	LUDLOW Libby	USA	4	5	-	7	-	-	16	- 356
36	535529	MONAHAN Kathleen	USA	3	11	-	-	-	-	14	- 358
36	295533	RECCHIA Lucia	ITA	2	-	12	-	-	-	14	- 358
38	515429	DUMERMUTH Monika	SUI	1	-	10	1	-	-	12	- 360
39	55383	BLASER Karin	AUT	9	2	-	-	-	-	11	- 361
39	55290	HEREGGER Selina	AUT	-	9	-	-	2	-	11	- 361
41	295463	BASSIS Patrizia	ITA	9	-	-	-	-	-	9	- 363
42	536479	POWERS Alison	USA	-	-	-	-	8	-	8	- 364
43	537446	MCCARTY Bryna	USA	6	-	-	-	-	-	6	- 366
43	55588	RUMPFHUBER Ingrid	AUT	-	6	-	-	-	-	6	- 366
45	565136	BRACUN Spela	SLO	-	4	-	-	-	-	4	- 368
45	105997	BRYDON Emily	CAN	-	-	-	4	-	-	4	- 368
47	537544	KILDOW Lindsey C.	USA	-	-	-	-	3	-	3	- 369
47	55052	SCHNEIDER Tanja	AUT	-	-	3	-	-	-	3	- 369
49	205119	HALTMAYR Petra	GER	-	-	-	2	-	-	2	- 370
50	515478	ALPIGER Ella	SUI	-	-	1	-	-	-	1	- 371

LEGEND

WC-DH World Cup points for Downhill Diff. Points Difference

12-03-2003 / Lillehammer (NOR) / 5627

Page 2/2

www.fis-ski.com

Generation Date: WED 12 MAR 2003

Time: 12:55 Swatch Internet Time: @538

Document: 25 1.0





AUDI FIS SKI WORLD CUP



AUDI FIS SKI WORLD CUP AFTER 6th LADIES DOWNHILL OVERALL FIS WORLD CUP STANDINGS

Number of Competitors: 125

Rank	FIS Code	Name	Nation	Points	DH	SL	GS	SG	K
					6 races	8 races	8 races	7 races	1 race
1	385022	KOSTELIC Janica	CRO	1552	136 (11)	710 (1)	343 (3)	263 (7)	100 (1)
2	505483	PAERSON Anja	SWE	957	–	458 (2)	469 (1)	30 (34)	–
3	55198	DORFMEISTER Michaela	AUT	927	372 (1)	–	266 (6)	253 (8)	36 (7)
4	295342	PUTZER Karen	ITA	900	143 (9)	–	413 (2)	294 (3)	50 (4)
5	195374	MONTILLET Carole	FRA	843	313 (4)	–	63 (27)	467 (1)	–
6	55069	GOETSCHL Renate	AUT	780	368 (2)	–	4 (51)	408 (2)	–
7	205378	ERTL Martina	GER	747	67 (23)	183 (10)	230 (9)	187 (10)	80 (2)
8	55212	MEISSNITZER Alexandra	AUT	672	139 (10)	–	263 (7)	270 (5)	–
9	536138	CLARK Kirsten L	USA	607	316 (3)	–	57 (29)	216 (9)	18 (14)
10	185140	POUTIAINEN Tanja	FIN	501	–	317 (4)	184 (12)	–	–
11	55690	HOSP Nicole	AUT	498	–	226 (9)	272 (5)	–	–
12	515268	NEF Sonja	SUI	494	–	165 (12)	329 (4)	–	–
13	205117	GERG Hilde	GER	491	196 (6)	–	14 (39)	281 (4)	–
14	55261	OBERMOSER Brigitte	AUT	459	130 (12)	–	134 (18)	173 (12)	22 (12)
15	295136	CECCARELLI Daniela	ITA	409	116 (13)	–	9 (44)	269 (6)	15 (16)
16	515098	REY BELLET Corinne	SUI	407	230 (5)	–	–	177 (11)	–
17	195377	PASCAL Christel	FRA	348	–	335 (3)	13 (40)	–	–
18	536473	LALIVE Caroline	USA	325	90 (18)	–	67 (25)	136 (15)	32 (8)
19	105546	TURGEON Melanie	CAN	312	149 (8)	–	–	163 (14)	–
20	505187	OTTOSSON Anna	SWE	305	–	95 (20)	178 (14)	32 (33)	–
21	295435	GIUS Nicole	ITA	291	–	228 (8)	63 (27)	–	–
22	536477	MENDES Jonna	USA	283	113 (16)	–	3 (53)	167 (13)	–
23	55590	SCHILD Marlies	AUT	282	–	282 (5)	–	–	–
24	536481	SCHLEPER Sarah	USA	268	–	164 (13)	104 (23)	–	–
25	195249	PEQUEGNOT Laure	FRA	262	–	261 (6)	1 (59)	–	–
26	495065	RIENDA CONTRERAS M.	SPA	256	–	19 (40)	237 (8)	–	–
27	205636	BERGMANN Monika	GER	245	–	245 (7)	–	–	–
28	206001	RIESCH Maria	GER	232	115 (14)	22 (39)	11 (42)	24 (37)	60 (3)
29	295445	KARBON Denise	ITA	219	–	6 (50)	213 (10)	–	–
30	195671	JACQUEMOD Ingrid	FRA	214	153 (7)	–	–	61 (22)	–
31	106022	JANYK Britt	CAN	205	–	50 (29)	155 (16)	–	–
32	55313	ROHREGGER Eveline	AUT	203	–	–	137 (17)	66 (20)	–
33	295588	KOSTNER Isolde	ITA	195	89 (19)	–	–	106 (17)	–
33	106056	SIMARD Genevieve	CAN	195	–	–	105 (22)	70 (19)	20 (13)
35	425001	FLEMMEN Andrine	NOR	192	–	–	192 (11)	–	–
36	355002	HEEB-BATLINER Birgit	LIE	180	–	–	180 (13)	–	–



AUDI FIS SKI WORLD CUP



AUDI FIS SKI WORLD CUP AFTER 6th LADIES DOWNHILL OVERALL FIS WORLD CUP STANDINGS

Number of Competitors: 125

Rank	FIS Code	Name	Nation	Points	DH 6 races	SL 8 races	GS 8 races	SG 7 races	K 1 race
37	55576	GOERGL Elisabeth	AUT	178	–	112 (16)	66 (26)	–	–
38	515409	BERTHOD Sylviane	SUI	169	112 (17)	–	–	57 (24)	–
38	535825	KOZNICK Kristina	USA	169	–	112 (16)	57 (29)	–	–
38	565037	SUHADOLC Mojca	SLO	169	60 (24)	–	–	109 (16)	–
41	205115	GERG Annemarie	GER	168	–	166 (11)	2 (56)	–	–
41	565243	MAZE Tina	SLO	168	–	–	168 (15)	–	–
43	55539	BERGER Silvia	AUT	165	–	–	116 (21)	49 (27)	–
44	537545	MANCUSO Julia	USA	159	44 (27)	17 (43)	–	53 (25)	45 (5)
45	515370	OESTER Marlies	SUI	158	–	89 (22)	29 (37)	–	40 (6)
46	515348	BORGHI Catherine	SUI	155	114 (15)	–	–	25 (35)	16 (15)
47	55538	WIRTH Katja	AUT	147	81 (20)	–	–	52 (26)	14 (17)
48	55302	EGGER Sabine	AUT	146	–	146 (14)	–	–	–
49	505632	LINDELL–VIKARBY Jessica	SWE	139	56 (25)	–	52 (32)	2 (53)	29 (9)
50	425389	NILSEN Stina Hofgard	NOR	133	–	–	133 (19)	–	–
50	155415	ZAHROBSKA Sarka	CZE	133	–	107 (18)	–	–	26 (10)
52	425051	ROGNMO–BAKKE Trine	NOR	127	–	127 (15)	–	–	–
53	105741	FORSYTH Allison	CAN	123	–	6 (50)	117 (20)	–	–
54	515573	AUFDENBLATTEN Fraenzi	SUI	116	–	–	57 (29)	59 (23)	–
55	205392	HAEUSL Regina	GER	113	78 (21)	–	–	35 (32)	–
56	515403	MUELLER Tamara	SUI	104	41 (28)	–	–	63 (21)	–
57	296259	MOELGG Manuela	ITA	103	–	46 (33)	32 (34)	1 (54)	24 (11)
58	415069	RIEGLER Claudia	NZE	99	–	99 (19)	–	–	–
59	505271	EKMAN Susanne	SWE	98	–	91 (21)	7 (47)	–	–
59	296008	MERIGHETTI Daniela	ITA	98	–	18 (41)	80 (24)	–	–
61	205820	HUBER Isabelle	GER	89	73 (22)	–	–	16 (41)	–
62	195215	VIDAL Vanessa	FRA	86	–	86 (23)	–	–	–
63	105997	BRYDON Emily	CAN	81	4 (45)	–	–	77 (18)	–
64	565097	PRETNAR Spela	SLO	66	–	64 (24)	2 (56)	–	–
65	536884	LUDLOW Libby	USA	64	16 (35)	–	–	48 (28)	–
65	55359	TRUPPE Karin	AUT	64	–	64 (24)	–	–	–
67	515092	GRUENENFELDER Corina	SUI	61	–	61 (26)	–	–	–
67	55596	WILHELM Kathrin	AUT	61	55 (26)	–	–	6 (47)	–
69	295533	RECCHIA Lucia	ITA	58	14 (36)	–	–	44 (29)	–
70	55052	SCHNEIDER Tanja	AUT	57	3 (47)	–	10 (43)	44 (29)	–
71	425380	BREMSETH Lisa	NOR	56	–	56 (27)	–	–	–
72	425359	BERNTSEN Hedda	NOR	55	–	55 (28)	–	–	–



AUDI FIS SKI WORLD CUP



AUDI FIS SKI WORLD CUP AFTER 6th LADIES DOWNHILL OVERALL FIS WORLD CUP STANDINGS

Number of Competitors: 125

Rank	FIS Code	Name	Nation	Points	DH 6 races	SL 8 races	GS 8 races	SG 7 races	K 1 race
73	195503	SUCHET Melanie	FRA	54	18 (34)	–	–	36 (31)	–
74	295738	BACHMANN Silke	ITA	50	–	18 (41)	32 (34)	–	–
75	55388	RAICH Carina	AUT	49	–	49 (30)	–	–	–
75	55691	SPONRING Christine	AUT	49	–	49 (30)	–	–	–
77	425458	VIKEN Line	NOR	48	–	48 (32)	–	–	–
78	295927	PLANATSCHER Maddalena	ITA	44	–	–	44 (33)	–	–
79	565207	DABIC Lea	SLO	43	–	43 (34)	–	–	–
80	295265	CERESA Annalisa	ITA	42	–	42 (35)	–	–	–
81	515170	STYGER Nadia	SUI	40	20 (31)	–	5 (50)	15 (42)	–
82	385027	FLEISS Nika	CRO	39	–	39 (36)	–	–	–
82	535529	MONAHAN Kathleen	USA	39	14 (36)	–	–	25 (35)	–
84	515429	DUMERMUTH Monika	SUI	36	12 (38)	–	–	24 (37)	–
85	515496	IMLIG Corinne	SUI	35	35 (29)	–	–	–	–
86	55290	HEREGGER Selina	AUT	33	11 (39)	–	–	22 (39)	–
86	185058	RAITA Henna	FIN	33	–	33 (37)	–	–	–
88	565109	DOVZAN Alenka	SLO	32	–	–	32 (34)	–	–
89	295463	BASSIS Patrizia	ITA	30	9 (41)	–	–	21 (40)	–
90	195868	MEILLEUR Karine	FRA	29	22 (30)	–	–	7 (45)	–
91	195927	LAZIER Laurence	FRA	24	–	–	24 (38)	–	–
91	537772	STIEGLER Resi	USA	24	–	24 (38)	–	–	–
93	515560	SCHILD Martina	SUI	20	20 (31)	–	–	–	–
94	505260	HARGIN Janette	SWE	19	19 (33)	–	–	–	–
95	296073	MORANDINI Claudia	ITA	15	–	15 (44)	–	–	–
96	295449	KLEON Barbara	ITA	13	–	–	–	13 (43)	–
97	385032	JELUSIC Ana	CRO	12	–	–	12 (41)	–	–
98	55383	BLASER Karin	AUT	11	11 (39)	–	–	–	–
99	565004	BOKAL Natasa	SLO	10	–	10 (45)	–	–	–
99	495318	RUIZ CASTILLO Carolina	SPA	10	–	–	4 (51)	6 (47)	–
99	155047	ZAKOURILOVA Petra	CZE	10	–	10 (45)	–	–	–
102	225018	CARRICK-ANDERSON Emma	GBR	9	–	9 (47)	–	–	–
102	515095	KUMMER Lilian	SUI	9	–	–	9 (44)	–	–
102	55339	LECHNER Martina	AUT	9	–	–	–	9 (44)	–
105	515534	DICHT Erika	SUI	8	–	–	8 (46)	–	–
105	55759	KIRCHGASSER Michaela	AUT	8	–	8 (48)	–	–	–
105	536479	POWERS Alison	USA	8	8 (42)	–	–	–	–
108	505335	HULTDIN Malin	SWE	7	–	7 (49)	–	–	–



AUDI FIS SKI WORLD CUP



AUDI FIS SKI WORLD CUP AFTER 6th LADIES DOWNHILL OVERALL FIS WORLD CUP STANDINGS

Number of Competitors: 125

Rank	FIS Code	Name	Nation	Points	DH	SL	GS	SG	K
					6 races	8 races	8 races	7 races	1 race
108	515166	PIEREN Tanja	SUI	7	–	–	–	7 (45)	–
110	537446	MCCARTY Bryna	USA	6	6 (43)	–	–	–	–
110	55588	RUMPFHUBER Ingrid	AUT	6	6 (43)	–	–	–	–
110	515766	SUTER Fabienne	SUI	6	–	–	6 (48)	–	–
110	295807	VIERIN Sonia	ITA	6	–	–	6 (48)	–	–
114	295462	MAJ Chiara	ITA	5	–	–	–	5 (49)	–
115	225206	ALCOTT Chimene	GBR	4	–	–	–	4 (50)	–
115	565136	BRACUN Spela	SLO	4	4 (45)	–	–	–	–
115	195912	DE LEYMARIE Florine	FRA	4	–	4 (52)	–	–	–
118	195193	DUVILLARD Kristina	FRA	3	–	–	3 (53)	–	–
118	495107	GALINDO SANTOLARIA Ana	SPA	3	–	–	3 (53)	–	–
118	195920	GIVELET Anne-Laure	FRA	3	–	–	–	3 (51)	–
118	537544	KILDOW Lindsey C.	USA	3	3 (47)	–	–	–	–
118	295800	TAGLIABUE Elena	ITA	3	–	–	–	3 (51)	–
123	485217	ALIEVA Olesja	RUS	2	–	–	2 (56)	–	–
123	205119	HALTMAYR Petra	GER	2	2 (49)	–	–	–	–
125	515478	ALPIGER Ella	SUI	1	1 (50)	–	–	–	–

LEGEND

GS Giant Slalom points **SG** Super-G points **DH** Downhill points **Points** Overall points **SL** Slalom points
K Combined points

12-03-2003 / Lillehammer (NOR) / 5627

Page 4/4

www.fis-ski.com

Generation Date: WED 12 MAR 2003

Time: 12:48 Swatch Internet Time: @533

Document: 25 1.0





AUDI FIS SKI WORLD CUP




AUDI FIS SKI WORLD CUP AFTER 6th LADIES DOWNHILL WOMEN FIS NATION CUP

Number of Nations: 18

Place	Nation	Points	Diff.	DH	SL	GS	SG	K
1	AUT Austria	4804		1176	936	1268	1352	72
2	ITA Italy	2481	- 2323	371	373	892	756	89
3	GER Germany	2087	- 2717	531	616	257	543	140
4	USA United States of America	1955	- 2849	610	317	288	645	95
5	FRA France	1870	- 2934	506	686	104	574	-
6	SUI Switzerland	1826	- 2978	585	315	443	427	56
7	CRO Croatia	1603	- 3201	136	749	355	263	100
8	SWE Sweden	1525	- 3279	75	651	706	64	29
9	CAN Canada	916	- 3888	153	56	377	310	20
10	NOR Norway	611	- 4193	-	286	325	-	-
11	FIN Finland	534	- 4270	-	350	184	-	-
12	SLO Slovenia	492	- 4312	64	117	202	109	-
13	ESP Spain	269	- 4535	-	19	244	6	-
14	LIE Liechtenstein	180	- 4624	-	-	180	-	-
15	CZE Czech Republic	143	- 4661	-	117	-	-	26
16	NZL New Zealand	99	- 4705	-	99	-	-	-
17	GBR Great Britain	13	- 4791	-	9	-	4	-
18	RUS Russian Federation	2	- 4802	-	-	2	-	-



AUDI FIS SKI WORLD CUP



AUDI FIS SKI WORLD CUP AFTER 6th LADIES DOWNHILL FIS OVERALL NATION CUP

Number of Nations: 22

Place	Nation	Overall			DH Points			SL Points			GS Points			SG Points			K Points		
		M+W	M	W	M+W	M	W	M+W	M	W	M+W	M	W	M+W	M	W	M+W	M	W
1	AUT	13060	8256	4804	4785	3609	1176	2641	1705	936	2676	1408	1268	2696	1344	1352	262	190	72
2	SUI	5294	3468	1826	2075	1490	585	480	165	315	1257	814	443	1222	795	427	260	204	56
3	USA	4352	2397	1955	1611	1001	610	758	441	317	808	520	288	923	278	645	252	157	95
4	ITA	4147	1666	2481	653	282	371	902	529	373	1636	744	892	867	111	756	89	-	89
5	FRA	3917	2047	1870	1164	658	506	1239	553	686	724	620	104	740	166	574	50	50	-
6	NOR	2896	2285	611	440	440	-	1158	872	286	655	330	325	403	403	-	240	240	-
7	GER	2295	208	2087	585	54	531	679	63	616	307	50	257	584	41	543	140	-	140
8	CRO	2181	578	1603	136	-	136	1293	544	749	389	34	355	263	-	263	100	-	100
9	SWE	1907	382	1525	94	19	75	819	168	651	833	127	706	132	68	64	29	-	29
10	CAN	1290	374	916	184	31	153	216	160	56	517	140	377	353	43	310	20	-	20
11	FIN	1206	672	534	-	-	-	936	586	350	270	86	184	-	-	-	-	-	-
12	SLO	1194	702	492	191	127	64	462	345	117	319	117	202	177	68	109	45	45	-
13	LIE	605	425	180	74	74	-	21	21	-	201	21	180	280	280	-	29	29	-
14	ESP	269	-	269	-	-	-	19	-	19	244	-	244	6	-	6	-	-	-
15	JPN	185	185	-	-	-	-	185	185	-	-	-	-	-	-	-	-	-	-
16	CZE	151	8	143	-	-	-	125	8	117	-	-	-	-	-	-	26	-	26
17	NZL	99	-	99	-	-	-	99	-	99	-	-	-	-	-	-	-	-	-
18	GBR	64	51	13	9	9	-	51	42	9	-	-	-	4	-	4	-	-	-
19	SVK	29	29	-	-	-	-	-	-	-	-	-	-	-	-	-	29	29	-
20	AUS	18	18	-	8	8	-	-	-	-	-	-	-	10	10	-	-	-	-
21	POL	7	7	-	-	-	-	7	7	-	-	-	-	-	-	-	-	-	-
22	RUS	2	-	2	-	-	-	-	-	-	2	-	2	-	-	-	-	-	-

