



AUDI FIS SKI WORLD CUP

8th LADIES SUPER-G

LIST OF COMPETITORS BY FIS POINTS



Number of Competitors: 21

FIS Code	Name	Nation	FIS Points
195374	MONTILLET Carole	FRA	0.00
295342	PUTZER Karen	ITA	0.29
55069	GOETSCHL Renate	AUT	0.43
295136	CECCARELLI Daniela	ITA	1.34
55212	MEISSNITZER Alexandra	AUT	1.57
385022	KOSTELIC Janica	CRO	1.73
55198	DORFMEISTER Michaela	AUT	1.88
536138	CLARK Kirsten L	USA	2.54
205378	ERTL Martina	GER	3.16
515098	REY BELLET Corinne	SUI	3.63
105546	TURGEON Melanie	CAN	3.70
536477	MENDES Jonna	USA	4.42
106056	SIMARD Genevieve	CAN	5.01
295588	KOSTNER Isolde	ITA	5.15
515409	BERTHOD Sylviane	SUI	5.33
55261	OBERMOSER Brigitte	AUT	5.42
195671	JACQUEMOD Ingrid	FRA	5.58
537545	MANCUSO Julia	USA	5.78
55313	ROHREGGER Eveline	AUT	5.90
105997	BRYDON Emily	CAN	5.94
515573	AUFDENBLATTEN Fraenzi	SUI	5.99

**AUDI FIS SKI WORLD CUP**

8th LADIES SUPER-G

ALPHABETICAL LIST OF COMPETITORS

Number of Competitors: 21

Nation	FIS Code	Name	FIS Points (February 2003 List)							
			DH		SL		GS		SG	
AUT	55198	DORFMEISTER Michaela	0.00	(1)	33.16	(189)	1.17	(4)	1.88	(8)
	55069	GOETSCHL Renate	0.42	(2)	6.00	(31)	15.08	(52)	0.43	(4)
	55212	MEISSNITZER Alexandra	5.57	(24)	88.66	(1177)	2.55	(6)	1.57	(6)
	55261	OBERMOSER Brigitte	3.83	(9)	75.21	(885)	4.84	(19)	5.42	(20)
	55313	ROHREGGER Eveline	45.40	(149)	31.88	(187)	4.52	(18)	5.90	(28)
CAN	105997	BRYDON Emily	35.55	(115)	23.93	(116)	38.44	(278)	5.94	(29)
	106056	SIMARD Genevieve	48.14	(162)	18.25	(78)	5.10	(21)	5.01	(16)
	105546	TURGEON Melanie	4.55	(13)	60.59	(597)	73.40	(914)	3.70	(13)
CRO	385022	KOSTELIC Janica	5.20	(19)	0.00	(1)	2.08	(5)	1.73	(7)
FRA	195671	JACQUEMOD Ingrid	5.33	(22)	124.88	(1933)	23.39	(117)	5.58	(21)
	195374	MONTILLET Carole	1.45	(4)	173.96	(2690)	5.48	(24)	0.00	(1)
GER	205378	ERTL Martina	5.87	(27)	4.75	(12)	4.35	(16)	3.16	(10)
ITA	295136	CECCARELLI Daniela	4.69	(14)	71.35	(797)	18.62	(83)	1.34	(5)
	295588	KOSTNER Isolde	1.61	(6)	-		42.37	(337)	5.15	(17)
	295342	PUTZER Karen	5.29	(21)	46.07	(344)	0.39	(3)	0.29	(3)
SUI	515573	AUFDENBLATTEN Fraenzi	54.48	(186)	28.09	(143)	5.68	(25)	5.99	(30)
	515409	BERTHOD Sylviane	2.65	(8)	164.60	(2557)	41.90	(328)	5.33	(18)
	515098	REY BELLET Corinne	1.41	(3)	45.17	(330)	15.68	(59)	3.63	(12)
USA	536138	CLARK Kirsten L	2.24	(7)	100.38	(1419)	5.98	(29)	2.54	(9)
	537545	MANCUSO Julia	8.46	(33)	15.83	(69)	13.78	(45)	5.78	(24)
	536477	MENDES Jonna	4.90	(17)	81.93	(1044)	16.14	(62)	4.42	(14)

LEGEND
DH Downhill **SL** Slalom **GS** Giant Slalom **SG** Super-G

13-03-2003 / Lillehammer (NOR) / 5628

Page 1/1

Data Processing by SWATCH

www.fis-ski.com

SWATCH Timing

Generation Date: WED 12 MAR 2003

Time: 17:02 Swatch Internet Time: @710

Document: 32A 1.0



AUDI FIS SKI WORLD CUP
8th LADIES SUPER-G
START LIST



Jury			Technical Data	
TD FIS	E. FRITZ	AUT	Course Name	Olympiabakken
Referee	K. HOCH	FIS	Start Altitude	709 m
Assistant Referee	J. TISCHHAUSER	FIS	Finish Altitude	182 m
Chief of Race	I. BOTTEN	NOR	Vertical Drop	527 m
			Course Length	2035 m
			Homologation Number	6302/212/1

Race Information

Course Setter	A. FUERBECK	GER		
Number of Gates				
Turning Gates				
Start Time	12:30			
Forerunners	A - K. SOLBAKKEN	NOR	D - M. BJERKNES	NOR
	B - K. NORDSTROEM	NOR	E - I. BJERKESTRAND	NOR
	C - C. MEYER	NOR	F - E. BJERTNES	NOR

Number of Competitors: 21

Bib	FIS Code	Name	Year of Birth	Nation	Time	Ski
1	537545	MANCUSO Julia	1984	USA		RO
2	515409	BERTHOD Sylviane	1977	SUI		SA
3	515573	AUFDENBLATTEN Fraenzi	1981	SUI		SA
4	195671	JACQUEMOD Ingrid	1978	FRA		SA
5	55313	ROHREGGER Eveline	1977	AUT		NO
6	106056	SIMARD Genevieve	1980	CAN		RO
7	105997	BRYDON Emily	1980	CAN		SA
8	295588	KOSTNER Isolde	1975	ITA		FI
9	105546	TURGEON Melanie	1976	CAN		SA
10	536477	MENDES Jonna	1979	USA		FI
11	55261	OBERMOSER Brigitte	1976	AUT		BL
12	515098	REY BELLET Corinne	1972	SUI		DY
13	205378	ERTL Martina	1973	GER		RO
14	536138	CLARK Kirsten L	1977	USA		FI
15	55198	DORFMEISTER Michaela	1973	AUT		BL
16	385022	KOSTELIC Janica	1982	CRO		SA
17	295136	CECCARELLI Daniela	1975	ITA		DY
18	55212	MEISSNITZER Alexandra	1973	AUT		VK
19	295342	PUTZER Karen	1978	ITA		RO
20	55069	GOETSCHL Renate	1975	AUT		SA
21	195374	MONTILLET Carole	1973	FRA		RO



AUDI FIS SKI WORLD CUP

8th LADIES SUPER-G

OFFICIAL RESULTS



Jury			Technical Data	
TD FIS	E. FRITZ	AUT	Course Name	Olympiabakken
Referee	K. HOCH	FIS	Start Altitude	709 m
Assistant Referee	J. TISCHHAUSER	FIS	Finish Altitude	182 m
Chief of Race	I. BOTTEN	NOR	Vertical Drop	527 m
			Course Length	2035 m
			Homologation Number	6302/212/1

Race Information

Course Setter	A. FUERBECK	GER		
Number of Gates	35			
Turning Gates	32			
Start Time	12:30			
Forerunners	A - K. SOLBAKKEN	NOR	D - M. BJERKNES	NOR
	B - K. NORDSTROEM	NOR	E - I. BJERKESTRAND	NOR
	C - C. MEYER	NOR	F - E. BJERTNES	NOR

Weather: Sunny Snow: Hard Temperature – Start: 0 °C Finish: 1 °C F-factor: 980

Number of Competitors: 21

Rank	Bib	FIS Code	Name	Nation	Time	Diff.	Race Points	Ski
1	19	295342	PUTZER Karen	ITA	1:21.77		0.00	RO
2	18	55212	MEISSNITZER Alexandra	AUT	1:22.35	0.58	6.95	VK
2	13	205378	ERTL Martina	GER	1:22.35	0.58	6.95	RO
4	20	55069	GOETSCHL Renate	AUT	1:22.56	0.79	9.47	SA
5	15	55198	DORFMEISTER Michaela	AUT	1:22.79	1.02	12.22	BL
6	11	55261	OBERMOSER Brigitte	AUT	1:22.93	1.16	13.90	BL
7	14	536138	CLARK Kirsten L	USA	1:23.01	1.24	14.86	FI
8	5	55313	ROHREGGER Eveline	AUT	1:23.26	1.49	17.86	NO
9	12	515098	REY BELLET Corinne	SUI	1:23.40	1.63	19.54	DY
10	21	195374	MONTILLET Carole	FRA	1:23.47	1.70	20.37	RO
11	10	536477	MENDES Jonna	USA	1:23.60	1.83	21.93	FI
12	4	195671	JACQUEMOD Ingrid	FRA	1:23.69	1.92	23.01	SA
13	17	295136	CECCARELLI Daniela	ITA	1:23.78	2.01	24.09	DY
14	16	385022	KOSTELIC Janica	CRO	1:24.05	2.28	27.33	SA
15	2	515409	BERTHOD Sylviane	SUI	1:24.15	2.38	28.52	SA
16	6	106056	SIMARD Genevieve	CAN	1:24.28	2.51	30.08	RO

#133 _____



AUDI FIS SKI WORLD CUP
8th LADIES SUPER-G
OFFICIAL RESULTS



Number of Competitors: 21

Rank	Bib	FIS Code	Name	Nation	Time	Diff.	Race Points	Ski
17	9	105546	TURGEON Melanie	CAN	1:24.43	2.66	31.88	SA
18	8	295588	KOSTNER Isolde	ITA	1:24.54	2.77	33.20	FI
19	7	105997	BRYDON Emily	CAN	1:24.65	2.88	34.52	SA
20	3	515573	AUFDENBLATTEN Fraenzi	SUI	1:24.84	3.07	36.79	SA
21	1	537545	MANCUSO Julia	USA	1:26.98	5.21	62.44	RO

AT : ATOMIC
EL : ELAN
K2 : K2
SA : SALOMON

BL : BLIZZARD
FI : FISCHER
NO : NORDICA
ST : STÖCKLI

DY : DYNASTAR
HE : HEAD
RO : ROSSIGNOL
VK : VÖLKL

Technical Delegate:
E. FRITZ (AUT) #133



AUDI FIS SKI WORLD CUP
8th LADIES SUPER-G
PENALTY CALCULATION



Best 10 at Finish

Rank	Bib	FIS Code	Name	Nation	FIS Points	Best 5	Race Points
1	19	295342	PUTZER Karen	ITA	0.29	0.29	0.00
2	18	55212	MEISSNITZER Alexandra	AUT	1.57	1.57	6.95
2	13	205378	ERTL Martina	GER	3.16		
4	20	55069	GOETSCHL Renate	AUT	0.43	0.43	9.47
5	15	55198	DORFMEISTER Michaela	AUT	1.88	1.88	12.22
6	11	55261	OBERMOSER Brigitte	AUT	5.42		
7	14	536138	CLARK Kirsten L	USA	2.54		
8	5	55313	ROHREGGER Eveline	AUT	5.90		
9	12	515098	REY BELLET Corinne	SUI	3.63		
10	21	195374	MONTILLET Carole	FRA	0.00	0.00	20.37

Best 5 FIS Points at Start

Rank	Bib	FIS Code	Name	Nation	FIS Points
10	21	195374	MONTILLET Carole	FRA	0.00
1	19	295342	PUTZER Karen	ITA	0.29
4	20	55069	GOETSCHL Renate	AUT	0.43
13	17	295136	CECCARELLI Daniela	ITA	1.34
2	18	55212	MEISSNITZER Alexandra	AUT	1.57

TOTALS:		
FIS Points of Best 5 at Start (B)	3.63	
FIS Points of Best at Finish in Top 10 (A)		4.17
Race Points of Corresponding Competitors (C)		49.01
Calculated Penalty (A+B-C) : 10 =>	-4.121	
Rounded	-4.12	
Correction Value (Z)	-9.80	
Penalty Applied	0.00	

Technical Delegate:
E. FRITZ (AUT) #133



AUDI FIS SKI WORLD CUP
8th LADIES SUPER-G
PERFORMANCE ANALYSIS 1



Number of Competitors: 21

Rank	Bib	Name	Nation	Positions			Partials			Difference		Speed	
				Pos.	Time	Rank	Pos.	Time	Rank	Time	Dist(m)	Pos.	km/h
1	19	PUTZER Karen	ITA	Int1: 16.18 (1) Int2: 46.33 (1) Fin: 1:21.77 (1)	I1-I2: 30.15 (1) I2-Fin: 35.44 (2)	0.00 0.00 0.00				Sp1: 105.88 (21) Avg.: 89.59			
2	18	MEISSNITZER Alexandra	AUT	Int1: 16.24 (4) Int2: 46.47 (2) Fin: 1:22.35 (2)	I1-I2: 30.23 (3) I2-Fin: 35.88 (6)	0.06 0.14 0.58	14.33			Sp1: 107.71 (16) Avg.: 88.96			
2	13	ERTL Martina	GER	Int1: 16.53 (17) Int2: 46.96 (5) Fin: 1:22.35 (2)	I1-I2: 30.43 (4) I2-Fin: 35.39 (1)	0.35 0.63 0.58	14.33			Sp1: 109.44 (4) Avg.: 88.96			
4	20	GOETSCHL Renate	AUT	Int1: 16.30 (6) Int2: 46.51 (3) Fin: 1:22.56 (4)	I1-I2: 30.21 (2) I2-Fin: 36.05 (9)	0.12 0.18 0.79	19.47			Sp1: 108.05 (11) Avg.: 88.74			
5	15	DORFMEISTER Michaela	AUT	Int1: 16.42 (11) Int2: 47.01 (6) Fin: 1:22.79 (5)	I1-I2: 30.59 (6) I2-Fin: 35.78 (4)	0.24 0.68 1.02	25.07			Sp1: 109.09 (5) Avg.: 88.49			
6	11	OBERMOSER Brigitte	AUT	Int1: 16.18 (1) Int2: 46.75 (4) Fin: 1:22.93 (6)	I1-I2: 30.57 (5) I2-Fin: 36.18 (13)	0.00 0.42 1.16	28.46			Sp1: 108.91 (8) Avg.: 88.34			
7	14	CLARK Kirsten L	USA	Int1: 16.36 (8) Int2: 47.21 (8) Fin: 1:23.01 (7)	I1-I2: 30.85 (8) I2-Fin: 35.80 (5)	0.18 0.88 1.24	30.40			Sp1: 108.39 (9) Avg.: 88.25			
8	5	ROHREGGER Eveline	AUT	Int1: 16.60 (19) Int2: 47.49 (12) Fin: 1:23.26 (8)	I1-I2: 30.89 (10) I2-Fin: 35.77 (3)	0.42 1.16 1.49	36.42			Sp1: 109.96 (2) Avg.: 87.99			
9	12	REY BELLET Corinne	SUI	Int1: 16.52 (16) Int2: 47.37 (11) Fin: 1:23.40 (9)	I1-I2: 30.85 (8) I2-Fin: 36.03 (8)	0.34 1.04 1.63	39.77			Sp1: 106.37 (19) Avg.: 87.84			
10	21	MONTILLET Carole	FRA	Int1: 16.20 (3) Int2: 47.33 (10) Fin: 1:23.47 (10)	I1-I2: 31.13 (13) I2-Fin: 36.14 (12)	0.02 1.00 1.70	41.45			Sp1: 107.37 (17) Avg.: 87.77			
11	10	MENDES Jonna	USA	Int1: 16.40 (9) Int2: 47.54 (13) Fin: 1:23.60 (11)	I1-I2: 31.14 (14) I2-Fin: 36.06 (10)	0.22 1.21 1.83	44.55			Sp1: 107.37 (17) Avg.: 87.63			
12	4	JACQUEMOD Ingrid	FRA	Int1: 16.66 (20) Int2: 47.67 (14) Fin: 1:23.69 (12)	I1-I2: 31.01 (11) I2-Fin: 36.02 (7)	0.48 1.34 1.92	46.69			Sp1: 110.85 (1) Avg.: 87.54			
13	17	CECCARELLI Daniela	ITA	Int1: 16.29 (5) Int2: 47.32 (9) Fin: 1:23.78 (13)	I1-I2: 31.03 (12) I2-Fin: 36.46 (17)	0.11 0.99 2.01	48.82			Sp1: 106.04 (20) Avg.: 87.44			



AUDI FIS SKI WORLD CUP
8th LADIES SUPER-G
PERFORMANCE ANALYSIS 1



Number of Competitors: 21

Rank	Bib	Name	Nation	Positions			Partials			Difference		Speed	
				Pos.	Time	Rank	Pos.	Time	Rank	Time	Dist(m)	Pos.	km/h
14	16	KOSTELIC Janica	CRO	Int1: 16.46 (14) Int2: 47.93 (16) Fin: 1:24.05 (14)	I1-I2: 31.47 (17) I2-Fin: 36.12 (11)	0.28 1.60 2.28	55.20	Sp1: 109.61 (3) Avg.: 87.16					
15	2	BERTHOD Sylviane	SUI	Int1: 16.40 (9) Int2: 47.96 (18) Fin: 1:24.15 (15)	I1-I2: 31.56 (20) I2-Fin: 36.19 (14)	0.22 1.63 2.38	57.56	Sp1: 107.88 (14) Avg.: 87.06					
16	6	SIMARD Genevieve	CAN	Int1: 16.42 (11) Int2: 47.83 (15) Fin: 1:24.28 (16)	I1-I2: 31.41 (16) I2-Fin: 36.45 (16)	0.24 1.50 2.51	60.61	Sp1: 107.88 (14) Avg.: 86.92					
17	9	TURGEON Melanie	CAN	Int1: 16.55 (18) Int2: 48.20 (21) Fin: 1:24.43 (17)	I1-I2: 31.65 (21) I2-Fin: 36.23 (15)	0.37 1.87 2.66	64.11	Sp1: 108.05 (11) Avg.: 86.77					
18	8	KOSTNER Isolde	ITA	Int1: 16.42 (11) Int2: 47.94 (17) Fin: 1:24.54 (18)	I1-I2: 31.52 (19) I2-Fin: 36.60 (18)	0.24 1.61 2.77	66.68	Sp1: 109.09 (5) Avg.: 86.66					
19	7	BRYDON Emily	CAN	Int1: 16.50 (15) Int2: 48.01 (19) Fin: 1:24.65 (19)	I1-I2: 31.51 (18) I2-Fin: 36.64 (19)	0.32 1.68 2.88	69.24	Sp1: 108.05 (11) Avg.: 86.54					
20	3	AUFDENBLATTEN Fraenzi	SUI	Int1: 16.84 (21) Int2: 48.16 (20) Fin: 1:24.84 (20)	I1-I2: 31.32 (15) I2-Fin: 36.68 (20)	0.66 1.83 3.07	73.64	Sp1: 109.09 (5) Avg.: 86.35					
21	1	MANCUSO Julia	USA	Int1: 16.31 (7) Int2: 47.01 (6) Fin: 1:26.98 (21)	I1-I2: 30.70 (7) I2-Fin: 39.97 (21)	0.13 0.68 5.21	121.89	Sp1: 108.22 (10) Avg.: 84.23					

LEGEND

Pos Intermediate or Speed Position **Dist(m)** Distance behind the first **Int2:** Intermediate 2 **Fin:** Finish
Avg. Average Speed for the race **Int1:** Intermediate 1 **Sp1:** Speed Trap 1



AUDI FIS SKI WORLD CUP
8th LADIES SUPER-G
PERFORMANCE ANALYSIS 2



Number of Competitors: 21

Bib	Name	Nation	Positions			Partials			Difference		Speed		
			Pos.	Time	Rank	Pos.	Time	Rank	Time	Dist(m)	Pos.	km/h	Rank
1	MANCUSO Julia	USA	Int1: 16.31 (7) Int2: 47.01 (6) Fin: 1:26.98 (21)	I1-I2: 30.70 (7) I2-Fin: 39.97 (21)	0.13 0.68 5.21	121.89	Sp1: 108.22 (10) Avg.: 84.23						
2	BERTHOD Sylviane	SUI	Int1: 16.40 (9) Int2: 47.96 (18) Fin: 1:24.15 (15)	I1-I2: 31.56 (20) I2-Fin: 36.19 (14)	0.22 1.63 2.38	57.56	Sp1: 107.88 (14) Avg.: 87.06						
3	AUFDENBLATTEN Fraenzi	SUI	Int1: 16.84 (21) Int2: 48.16 (20) Fin: 1:24.84 (20)	I1-I2: 31.32 (15) I2-Fin: 36.68 (20)	0.66 1.83 3.07	73.64	Sp1: 109.09 (5) Avg.: 86.35						
4	JACQUEMOD Ingrid	FRA	Int1: 16.66 (20) Int2: 47.67 (14) Fin: 1:23.69 (12)	I1-I2: 31.01 (11) I2-Fin: 36.02 (7)	0.48 1.34 1.92	46.69	Sp1: 110.85 (1) Avg.: 87.54						
5	ROHREGGER Eveline	AUT	Int1: 16.60 (19) Int2: 47.49 (12) Fin: 1:23.26 (8)	I1-I2: 30.89 (10) I2-Fin: 35.77 (3)	0.42 1.16 1.49	36.42	Sp1: 109.96 (2) Avg.: 87.99						
6	SIMARD Genevieve	CAN	Int1: 16.42 (11) Int2: 47.83 (15) Fin: 1:24.28 (16)	I1-I2: 31.41 (16) I2-Fin: 36.45 (16)	0.24 1.50 2.51	60.61	Sp1: 107.88 (14) Avg.: 86.92						
7	BRYDON Emily	CAN	Int1: 16.50 (15) Int2: 48.01 (19) Fin: 1:24.65 (19)	I1-I2: 31.51 (18) I2-Fin: 36.64 (19)	0.32 1.68 2.88	69.24	Sp1: 108.05 (11) Avg.: 86.54						
8	KOSTNER Isolde	ITA	Int1: 16.42 (11) Int2: 47.94 (17) Fin: 1:24.54 (18)	I1-I2: 31.52 (19) I2-Fin: 36.60 (18)	0.24 1.61 2.77	66.68	Sp1: 109.09 (5) Avg.: 86.66						
9	TURGEON Melanie	CAN	Int1: 16.55 (18) Int2: 48.20 (21) Fin: 1:24.43 (17)	I1-I2: 31.65 (21) I2-Fin: 36.23 (15)	0.37 1.87 2.66	64.11	Sp1: 108.05 (11) Avg.: 86.77						
10	MENDES Jonna	USA	Int1: 16.40 (9) Int2: 47.54 (13) Fin: 1:23.60 (11)	I1-I2: 31.14 (14) I2-Fin: 36.06 (10)	0.22 1.21 1.83	44.55	Sp1: 107.37 (17) Avg.: 87.63						
11	OBERMOSER Brigitte	AUT	Int1: 16.18 (1) Int2: 46.75 (4) Fin: 1:22.93 (6)	I1-I2: 30.57 (5) I2-Fin: 36.18 (13)	0.00 0.42 1.16	28.46	Sp1: 108.91 (8) Avg.: 88.34						
12	REY BELLET Corinne	SUI	Int1: 16.52 (16) Int2: 47.37 (11) Fin: 1:23.40 (9)	I1-I2: 30.85 (8) I2-Fin: 36.03 (8)	0.34 1.04 1.63	39.77	Sp1: 106.37 (19) Avg.: 87.84						
13	ERTL Martina	GER	Int1: 16.53 (17) Int2: 46.96 (5) Fin: 1:22.35 (2)	I1-I2: 30.43 (4) I2-Fin: 35.39 (1)	0.35 0.63 0.58	14.33	Sp1: 109.44 (4) Avg.: 88.96						



AUDI FIS SKI WORLD CUP
8th LADIES SUPER-G
PERFORMANCE ANALYSIS 2



Number of Competitors: 21

Bib	Name	Nation	Positions			Partials			Difference		Speed	
			Pos.	Time	Rank	Pos.	Time	Rank	Time	Dist(m)	Pos.	km/h
14	CLARK Kirsten L	USA	Int1: 16.36 (8)	Int2: 47.21 (8)	Fin: 1:23.01 (7)	I1-I2: 30.85 (8)	I2-Fin: 35.80 (5)	0.18 0.88 1.24	30.40	Sp1: 108.39 (9)	Avg.: 88.25	
15	DORFMEISTER Michaela	AUT	Int1: 16.42 (11)	Int2: 47.01 (6)	Fin: 1:22.79 (5)	I1-I2: 30.59 (6)	I2-Fin: 35.78 (4)	0.24 0.68 1.02	25.07	Sp1: 109.09 (5)	Avg.: 88.49	
16	KOSTELIC Janica	CRO	Int1: 16.46 (14)	Int2: 47.93 (16)	Fin: 1:24.05 (14)	I1-I2: 31.47 (17)	I2-Fin: 36.12 (11)	0.28 1.60 2.28	55.20	Sp1: 109.61 (3)	Avg.: 87.16	
17	CECCARELLI Daniela	ITA	Int1: 16.29 (5)	Int2: 47.32 (9)	Fin: 1:23.78 (13)	I1-I2: 31.03 (12)	I2-Fin: 36.46 (17)	0.11 0.99 2.01	48.82	Sp1: 106.04 (20)	Avg.: 87.44	
18	MEISSNITZER Alexandra	AUT	Int1: 16.24 (4)	Int2: 46.47 (2)	Fin: 1:22.35 (2)	I1-I2: 30.23 (3)	I2-Fin: 35.88 (6)	0.06 0.14 0.58	14.33	Sp1: 107.71 (16)	Avg.: 88.96	
19	PUTZER Karen	ITA	Int1: 16.18 (1)	Int2: 46.33 (1)	Fin: 1:21.77 (1)	I1-I2: 30.15 (1)	I2-Fin: 35.44 (2)	0.00 0.00 0.00	0.00	Sp1: 105.88 (21)	Avg.: 89.59	
20	GOETSCHL Renate	AUT	Int1: 16.30 (6)	Int2: 46.51 (3)	Fin: 1:22.56 (4)	I1-I2: 30.21 (2)	I2-Fin: 36.05 (9)	0.12 0.18 0.79	19.47	Sp1: 108.05 (11)	Avg.: 88.74	
21	MONTILLET Carole	FRA	Int1: 16.20 (3)	Int2: 47.33 (10)	Fin: 1:23.47 (10)	I1-I2: 31.13 (13)	I2-Fin: 36.14 (12)	0.02 1.00 1.70	41.45	Sp1: 107.37 (17)	Avg.: 87.77	

LEGEND	Pos Intermediate or Speed Position	Dist(m) Distance behind the first	Int2: Intermediate 2	Fin: Finish
Avg. Average Speed for the race	Int1: Intermediate 1	Sp1: Speed Trap 1		



AUDI FIS SKI WORLD CUP



AUDI FIS SKI WORLD CUP AFTER 9th LADIES SUPER-G SUPER-G FIS WCSL LIST


Number of Competitors: 55

Rank	FIS Code	Name	Nation	Competition Dates and Locations									Base - X + Y = WCSL-SG			
				1	2	3	4	5	6	7	8	9				
1	195374	MONTILLET Carole	FRA	18	60	100	100	29	18	80	80	26	165	165	511	511
2	55069	GOETSCHL Renate	AUT	-	18	50	80	100	32	100	60	50	242	242	490	490
3	55198	DORFMEISTER Michaela	AUT	36	45	60	22	-	100	50	40	45	252	252	398	398
4	55212	MEISSNITZER Alexandra	AUT	-	3	32	45	80	45	60	50	80	298	298	395	395
5	295342	PUTZER Karen	ITA	40	100	36	26	50	-	16	26	100	252	252	394	394
6	536138	CLARK Kirsten L	USA	50	50	40	18	18	80	11	29	36	139	139	332	332
7	205378	ERTL Martina	GER	32	80	14	13	10	24	24	14	80	121	121	291	291
8	295136	CECCARELLI Daniela	ITA	24	26	80	24	36	-	29	50	20	258	258	289	289
9	205117	GERG Hilde	GER	100	-	-	60	40	-	45	36	-	400	400	281	281
9	385022	KOSTELIC Janica	CRO	80	36	18	36	45	-	16	32	18	152	152	281	281
11	536477	MENDES Jonna	USA	26	29	10	16	32	60	32	22	24	44	44	251	251
12	515098	REY BELLET Corinne	SUI	45	20	16	20	24	36	36	16	29	116	116	242	242
13	55261	OBERMOSER Brigitte	AUT	7	13	-	-	13	26	40	100	40	99	99	239	239
14	105546	TURGEON Melanie	CAN	13	16	8	40	60	40	26	-	-	81	81	203	203
15	536473	LALIVE Caroline	USA	29	13	26	32	26	-	10	-	-	167	167	136	136
16	106056	SIMARD Genevieve	CAN	-	40	15	7	-	50	8	-	-	86	86	120	120
17	565037	SUHADOLC Mojca	SLO	22	5	29	29	24	-	-	-	-	33	33	109	109
18	295588	KOSTNER Isolde	ITA	60	-	-	6	-	-	22	18	-	58	58	106	106
19	55313	ROHREGGER Eveline	AUT	15	10	-	8	-	-	22	11	32	38	38	98	98
20	195671	JACQUEMOD Ingrid	FRA	16	14	22	9	-	-	-	-	22	15	15	83	83
21	105997	BRYDON Emily	CAN	-	32	-	-	11	-	14	20	-	12	12	77	77
22	515573	AUFDENBLATTEN Fraenzi	SUI	-	-	45	-	-	16	1	13	-	-	-	75	75
23	515409	BERTHOD Sylviane	SUI	20	24	6	-	-	-	-	7	16	72	72	73	73
24	515403	MUELLER Tamara	SUI	5	8	-	50	-	-	-	-	-	1	1	63	63
25	537545	MANCUSO Julia	USA	14	11	-	14	14	-	-	-	-	9	9	53	53
26	55538	WIRTH Katja	AUT	-	-	5	12	7	-	18	10	-	-	-	52	52
27	55539	BERGER Silvia	AUT	13	-	12	5	-	-	10	9	-	-	-	49	49
28	536884	LUDLOW Libby	USA	2	-	13	11	2	-	5	15	-	-	-	48	48





AUDI FIS SKI WORLD CUP



AUDI FIS SKI WORLD CUP AFTER 9th LADIES SUPER-G SUPER-G FIS WCSL LIST

29 NOV 2002 Aspen (USA)
 8 DEC 2002 Lake Louise (CAN)
 13 DEC 2002 Val d'Isère (FRA)
 15 JAN 2003 Cortina d'Ampezzo (ITA)
 17 JAN 2003 Cortina d'Ampezzo (ITA)
 3 FEB 2003 St. Moritz (SUI)
 28 FEB 2003 Innsbruck-Patscherkofel (AUT)
 2 MAR 2003 Innsbruck-Patscherkofel (AUT)
 13 MAR 2003 Lillehammer (NOR)

Number of Competitors: 55

Rank	FIS Code	Name	Nation	1	2	3	4	5	6	7	8	9	Base	- X	+ Y	= WCSL-SG
29	295533	RECCHIA Lucia	ITA	-	22	11	11	-	-	-	-	-	28	28	44	44
29	55052	SCHNEIDER Tanja	AUT	11	-	2	15	-	-	13	3	-	122	122	44	44
31	195503	SUCHET Melanie	FRA	-	-	-	-	-	-	12	24	-	87	87	36	36
32	205392	HAEUSL Regina	GER	10	-	20	-	-	-	-	5	-	1	1	35	35
32	495318	RUIZ CASTILLO Carolina	SPA	-	-	-	3	3	29	-	-	-	26	26	35	35
34	505187	OTTOSSON Anna	SWE	-	-	9	2	15	-	6	-	-	-	-	32	32
35	505483	PAERSON Anja	SWE	8	-	-	-	5	-	8	9	-	-	-	30	30
36	515348	BORGHI Catherine	SUI	-	6	1	4	12	-	-	2	-	5	5	25	25
36	535529	MONAHAN Kathleen	USA	-	1	24	-	-	-	-	-	-	41	41	25	25
38	515429	DUMERMUTH Monika	SUI	9	-	7	-	8	-	-	-	-	-	-	24	24
38	206001	RIESCH Maria	GER	-	-	-	-	24	-	-	-	-	-	-	24	24
40	505260	HARGIN Janette	SWE	-	-	-	-	-	22	-	-	-	60	60	22	22
40	55290	HEREGGER Selina	AUT	3	-	-	-	16	-	3	-	-	25	25	22	22
40	505632	LINDELL-VIKARBY Jessica	SWE	-	-	-	-	-	20	2	-	-	-	-	22	22
43	295463	BASSIS Patrizia	ITA	6	15	-	-	-	-	-	-	-	42	42	21	21
44	205820	HUBER Isabelle	GER	-	10	-	-	6	-	-	-	-	-	-	16	16
45	515170	STYGER Nadia	SUI	-	5	-	-	-	-	4	6	-	-	-	15	15
46	295449	KLEON Barbara	ITA	-	-	-	-	-	-	-	13	-	-	-	13	13
47	55339	LECHNER Martina	AUT	-	-	-	-	9	-	-	-	-	3	3	9	9
48	195868	MEILLEUR Karine	FRA	-	7	-	-	-	-	-	-	-	5	5	7	7
48	515166	PIEREN Tanja	SUI	-	-	4	2	1	-	-	-	-	-	-	7	7
50	55596	WILHELM Kathrin	AUT	5	-	-	-	-	-	-	1	-	-	-	6	6
51	295462	MAJ Chiara	ITA	-	-	-	-	5	-	-	-	-	-	-	5	5
52	225206	ALCOTT Chimene	GBR	-	-	-	-	-	-	-	4	-	-	-	4	4
53	195920	GIVELET Anne-Laure	FRA	-	-	3	-	-	-	-	-	-	-	-	3	3
53	295800	TAGLIABUE Elena	ITA	-	3	-	-	-	-	-	-	-	32	32	3	3
55	296259	MOELGG Manuela	ITA	1	-	-	-	-	-	-	-	-	-	-	1	1





AUDI FIS SKI WORLD CUP



AUDI FIS SKI WORLD CUP AFTER 9th LADIES SUPER-G SUPER-G FIS WCSL LIST

Number of Competitors per Nation until 60th position

AUT : 11	CAN : 3	CRO : 1	FRA : 5	GBR : 1	GER : 5
ITA : 9	SLO : 1	SPA : 1	SUI : 8	SWE : 4	USA : 6

LEGEND

Base Last season WCSL points
X (Base / number of planned races in the current season) * number of completed races in the current season
Y WC points won in the current season
WCSL-SG World Cup Start List points for Super-G

13-03-2003 / Lillehammer (NOR) / 5628

Page 3/3

www.fis-ski.com

Generation Date: THU 13 MAR 2003

Time: 13:14 Swatch Internet Time: @551

Document: 60A 1.0





AUDI FIS SKI WORLD CUP



AUDI FIS SKI WORLD CUP AFTER 9th LADIES SUPER-G OVERALL FIS WCSL LIST

Number of Competitors: 140

Rank	FIS Code	Name	Nation	WCSL	DH	SL	GS	SG	K
1	385022	KOSTELIC Janica	CRO	1844	136 (13)	845 (1)	382 (4)	281 (9)	200 (1)
2	505483	PAERSON Anja	SWE	1205	–	562 (2)	613 (1)	30 (35)	–
3	55198	DORFMEISTER Michaela	AUT	1198	394 (2)	–	370 (5)	398 (3)	36 (13)
4	295342	PUTZER Karen	ITA	1075	143 (12)	–	488 (2)	394 (5)	50 (10)
5	205378	ERTL Martina	GER	939	67 (23)	203 (11)	258 (9)	291 (7)	120 (2)
6	195374	MONTILLET Carole	FRA	936	349 (3)	–	76 (26)	511 (1)	–
7	55069	GOETSCHL Renate	AUT	919	413 (1)	8 (52)	8 (50)	490 (2)	–
8	55212	MEISSNITZER Alexandra	AUT	901	219 (7)	–	287 (7)	395 (4)	–
9	536138	CLARK Kirsten L	USA	728	316 (4)	–	62 (32)	332 (6)	18 (19)
10	515268	NEF Sonja	SUI	662	–	238 (9)	424 (3)	–	–
11	55690	HOSP Nicole	AUT	638	–	286 (8)	272 (8)	–	80 (6)
12	55261	OBERMOSER Brigitte	AUT	585	180 (9)	–	144 (20)	239 (13)	22 (17)
13	185140	POUTIAINEN Tanja	FIN	581	–	373 (5)	208 (16)	–	–
14	515098	REY BELLET Corinne	SUI	566	310 (5)	–	14 (43)	242 (12)	–
15	205117	GERG Hilde	GER	512	214 (8)	–	17 (41)	281 (9)	–
16	105546	TURGEON Melanie	CAN	452	249 (6)	–	–	203 (14)	–
17	295136	CECCARELLI Daniela	ITA	449	136 (13)	–	9 (48)	289 (8)	15 (22)
18	55590	SCHILD Marlies	AUT	425	–	375 (4)	–	–	50 (10)
19	536477	MENDES Jonna	USA	407	153 (10)	–	3 (58)	251 (11)	–
20	195377	PASCAL Christel	FRA	405	–	388 (3)	17 (41)	–	–
21	505187	OTTOSSON Anna	SWE	396	–	145 (16)	219 (14)	32 (34)	–
22	195249	PEQUEGNOT Laure	FRA	366	–	365 (6)	1 (66)	–	–
23	536473	LALIVE Caroline	USA	345	90 (19)	–	67 (29)	136 (15)	52 (9)
24	295445	KARBON Denise	ITA	307	–	7 (54)	300 (6)	–	–
25	536481	SCHLEPER Sarah	USA	304	–	189 (12)	115 (22)	–	–
26	295435	GIUS Nicole	ITA	300	–	233 (10)	67 (29)	–	–
27	205636	BERGMANN Monika	GER	295	–	295 (7)	–	–	–
28	515370	OESTER Marlies	SUI	282	–	133 (18)	49 (35)	–	100 (4)
29	206001	RIESCH Maria	GER	279	115 (17)	23 (40)	12 (45)	24 (38)	105 (3)
30	495065	RIENDA CONTRERAS M.	SPA	278	–	23 (40)	255 (10)	–	–
31	106056	SIMARD Genevieve	CAN	273	–	1 (62)	114 (23)	120 (16)	38 (12)
32	425001	FLEMMEN Andrine	NOR	254	–	–	254 (11)	–	–
33	535825	KOZNICK Kristina	USA	252	–	164 (15)	88 (24)	–	–
34	55313	ROHREGGER Eveline	AUT	247	–	–	149 (19)	98 (19)	–
35	565243	MAZE Tina	SLO	239	–	1 (62)	238 (12)	–	–
36	195671	JACQUEMOD Ingrid	FRA	236	153 (10)	–	–	83 (20)	–



AUDI FIS SKI WORLD CUP



AUDI FIS SKI WORLD CUP AFTER 9th LADIES SUPER-G OVERALL FIS WCSL LIST

Number of Competitors: 140

Rank	FIS Code	Name	Nation	WCSL	DH	SL	GS	SG	K
37	295588	KOSTNER Isolde	ITA	227	118 (16)	–	3 (58)	106 (18)	–
38	355002	HEEB–BATLINER Birgit	LIE	224	–	–	224 (13)	–	–
39	105741	FORSYTH Allison	CAN	220	–	9 (49)	211 (15)	–	–
40	515409	BERTHOD Sylviane	SUI	209	136 (13)	–	–	73 (23)	–
41	106022	JANYK Britt	CAN	208	–	51 (34)	157 (18)	–	–
42	537545	MANCUSO Julia	USA	195	44 (27)	17 (45)	–	53 (25)	81 (5)
43	505632	LINDELL–VIKARBY Jessica	SWE	191	56 (25)	–	52 (33)	22 (40)	61 (7)
44	55302	EGGER Sabine	AUT	186	–	186 (13)	–	–	–
45	55576	GOERGL Elisabeth	AUT	178	–	112 (19)	66 (31)	–	–
46	205115	GERG Annemarie	GER	175	–	172 (14)	3 (58)	–	–
47	55539	BERGER Silvia	AUT	172	–	–	123 (21)	49 (27)	–
48	565037	SUHADOLC Mojca	SLO	169	60 (24)	–	–	109 (17)	–
49	425389	NILSEN Stina Hofgard	NOR	166	–	–	166 (17)	–	–
50	155415	ZAHROBSKA Sarka	CZE	162	–	107 (20)	–	–	55 (8)
51	515573	AUFDENBLATTEN Fraenzi	SUI	159	–	–	68 (27)	75 (22)	16 (20)
52	515348	BORGHI Catherine	SUI	155	114 (18)	–	–	25 (36)	16 (20)
52	296259	MOELGG Manuela	ITA	155	–	62 (31)	68 (27)	1 (55)	24 (15)
54	55538	WIRTH Katja	AUT	147	81 (20)	–	–	52 (26)	14 (23)
55	425051	ROGNMO–BAKKE Trine	NOR	145	–	145 (16)	–	–	–
56	205392	HAEUSL Regina	GER	113	78 (21)	–	–	35 (32)	–
57	195215	VIDAL Vanessa	FRA	106	–	106 (21)	–	–	–
58	105997	BRYDON Emily	CAN	105	4 (46)	–	–	77 (21)	24 (15)
59	515403	MUELLER Tamara	SUI	104	41 (28)	–	–	63 (24)	–
59	415069	RIEGLER Claudia	NZE	104	–	104 (22)	–	–	–
61	505271	EKMAN Susanne	SWE	102	–	95 (23)	7 (52)	–	–
62	296008	MERIGHETTI Daniela	ITA	98	–	18 (44)	80 (25)	–	–
63	55691	SPONRING Christine	AUT	94	32 (32)	61 (32)	1 (66)	–	–
64	205820	HUBER Isabelle	GER	89	73 (22)	–	–	16 (44)	–
65	565097	PRETNAR Spela	SLO	81	–	77 (24)	4 (55)	–	–
66	515092	GRUENENFELDER Corina	SUI	74	–	74 (25)	–	–	–
67	385027	FLEISS Nika	CRO	73	–	73 (26)	–	–	–
67	195503	SUCHET Melanie	FRA	73	36 (30)	–	1 (66)	36 (31)	–
69	565207	DABIC Lea	SLO	69	–	47 (36)	–	–	22 (17)
70	425359	BERNTSEN Hedda	NOR	66	–	66 (27)	–	–	–
70	295265	CERESA Annalisa	ITA	66	–	66 (27)	–	–	–
72	55359	TRUPPE Karin	AUT	65	–	65 (29)	–	–	–



AUDI FIS SKI WORLD CUP



AUDI FIS SKI WORLD CUP AFTER 9th LADIES SUPER-G OVERALL FIS WCSL LIST

Number of Competitors: 140

Rank	FIS Code	Name	Nation	WCSL	DH	SL	GS	SG	K
73	536884	LUDLOW Libby	USA	64	16 (37)	–	–	48 (28)	–
73	505084	NOWEN Ylva	SWE	64	–	38 (38)	26 (39)	–	–
73	55388	RAICH Carina	AUT	64	–	64 (30)	–	–	–
76	295738	BACHMANN Silke	ITA	63	–	19 (42)	44 (36)	–	–
77	515429	DUMERMUTH Monika	SUI	62	38 (29)	–	–	24 (38)	–
78	55052	SCHNEIDER Tanja	AUT	61	3 (48)	–	14 (43)	44 (29)	–
78	55596	WILHELM Kathrin	AUT	61	55 (26)	–	–	6 (50)	–
80	295533	RECCHIA Lucia	ITA	58	14 (38)	–	–	44 (29)	–
81	425380	BREMSETH Lisa	NOR	56	–	56 (33)	–	–	–
82	295927	PLANATSCHER Maddalena	ITA	51	–	1 (62)	50 (34)	–	–
83	537772	STIEGLER Resi	USA	50	–	24 (39)	–	–	26 (14)
84	425458	VIKEN Line	NOR	49	–	49 (35)	–	–	–
85	565109	DOVZAN Alenka	SLO	47	–	6 (56)	41 (37)	–	–
85	505260	HARGIN Janette	SWE	47	19 (36)	3 (60)	3 (58)	22 (40)	–
85	185058	RAITA Henna	FIN	47	–	47 (36)	–	–	–
88	55290	HEREGGER Selina	AUT	42	11 (40)	–	9 (48)	22 (40)	–
89	515170	STYGER Nadia	SUI	40	20 (34)	–	5 (54)	15 (45)	–
90	535529	MONAHAN Kathleen	USA	39	14 (38)	–	–	25 (36)	–
90	495318	RUIZ CASTILLO Carolina	SPA	39	–	–	4 (55)	35 (32)	–
92	515496	IMLIG Corinne	SUI	35	35 (31)	–	–	–	–
93	295463	BASSIS Patrizia	ITA	30	9 (42)	–	–	21 (43)	–
94	195868	MEILLEUR Karine	FRA	29	22 (33)	–	–	7 (48)	–
95	515095	KUMMER Lilian	SUI	27	–	–	27 (38)	–	–
96	195927	LAZIER Laurence	FRA	24	–	–	24 (40)	–	–
97	515560	SCHILD Martina	SUI	20	20 (34)	–	–	–	–
98	565004	BOKAL Natasa	SLO	19	–	19 (42)	–	–	–
99	296073	MORANDINI Claudia	ITA	15	–	15 (46)	–	–	–
100	295449	KLEON Barbara	ITA	14	–	–	1 (66)	13 (46)	–
101	385032	JELUSIC Ana	CRO	12	–	–	12 (45)	–	–
102	55383	BLASER Karin	AUT	11	11 (40)	–	–	–	–
102	55759	KIRCHGASSER Michaela	AUT	11	–	11 (47)	–	–	–
104	295807	VIERIN Sonia	ITA	10	–	–	10 (47)	–	–
104	155047	ZAKOURILOVA Petra	CZE	10	–	10 (48)	–	–	–
106	225018	CARRICK-ANDERSON Emma	GBR	9	–	9 (49)	–	–	–
106	55339	LECHNER Martina	AUT	9	–	–	–	9 (47)	–
106	705287	ZUZULOVA Veronika	SVK	9	–	9 (49)	–	–	–



AUDI FIS SKI WORLD CUP



AUDI FIS SKI WORLD CUP AFTER 9th LADIES SUPER-G OVERALL FIS WCSL LIST

Number of Competitors: 140

Rank	FIS Code	Name	Nation	WCSL	DH	SL	GS	SG	K
109	295559	BIAVASCHI Elisabetta	ITA	8	–	8 (52)	–	–	–
109	515534	DICHT Erika	SUI	8	–	–	8 (50)	–	–
109	536479	POWERS Alison	USA	8	8 (43)	–	–	–	–
112	505335	HULTDIN Malin	SWE	7	–	7 (54)	–	–	–
112	515166	PIEREN Tanja	SUI	7	–	–	–	7 (48)	–
114	537446	MCCARTY Bryna	USA	6	6 (44)	–	–	–	–
114	55588	RUMPFHUBER Ingrid	AUT	6	6 (44)	–	–	–	–
114	515766	SUTER Fabienne	SUI	6	–	–	6 (53)	–	–
117	305287	HIROI Noriyo	JPN	5	–	5 (57)	–	–	–
117	295462	MAJ Chiara	ITA	5	–	–	–	5 (51)	–
117	45002	STEGGALL Zali	AUS	5	–	5 (57)	–	–	–
120	225206	ALCOTT Chimene	GBR	4	–	–	–	4 (52)	–
120	565136	BRACUN Spela	SLO	4	4 (46)	–	–	–	–
120	195912	DE LEYMARIE Florine	FRA	4	–	4 (59)	–	–	–
120	495107	GALINDO SANTOLARIA Ana	SPA	4	–	–	4 (55)	–	–
120	205119	HALTMAYR Petra	GER	4	2 (50)	–	2 (64)	–	–
125	195193	DUVILLARD Kristina	FRA	3	–	–	3 (58)	–	–
125	195920	GIVELET Anne-Laure	FRA	3	–	–	–	3 (53)	–
125	537544	KILDOW Lindsey C.	USA	3	3 (48)	–	–	–	–
125	55136	KOELLERER Karin	AUT	3	–	3 (60)	–	–	–
125	195291	PELLAT-FINET Caroline	FRA	3	–	–	3 (58)	–	–
125	295800	TAGLIABUE Elena	ITA	3	–	–	–	3 (53)	–
131	485217	ALIEVA Olesja	RUS	2	–	–	2 (64)	–	–
132	515478	ALPIGER Ella	SUI	1	1 (51)	–	–	–	–
132	505396	HARGIN Christine	SWE	1	–	1 (62)	–	–	–
132	155333	HRSTKOVA Lucie	CZE	1	–	–	1 (66)	–	–
132	205716	HUBER-BRANDT Marina	GER	1	–	1 (62)	–	–	–
132	55544	KNOR Petra	AUT	1	–	1 (62)	–	–	–
132	105903	PRCHAL Anna	CAN	1	–	–	1 (66)	–	–
132	55075	SCHUSTER Stefanie	AUT	1	–	–	1 (66)	–	–
132	195273	SEKINO Fujiko	FRA	1	–	–	1 (66)	–	–
132	205736	WOLF Stefanie	GER	1	–	1 (62)	–	–	–

LEGEND

GS Giant Slalom points **SG** Super-G points **DH** Downhill points **WCSL** Overall points **SL** Slalom points
K Combined points

13-03-2003 / Lillehammer (NOR) / 5628

Page 4/4

www.fis-ski.com

Generation Date: THU 13 MAR 2003

Time: 13:14 Swatch Internet Time: @551

Document: 60B 1.0





AUDI FIS SKI WORLD CUP




AUDI FIS SKI WORLD CUP AFTER 8th LADIES SUPER-G SUPER-G FIS WORLD CUP STANDINGS

Number of Competitors: 54

Rank	FIS Code	Name	Nation	Competition Dates and Locations								WC-SG	Diff.
				1	2	3	4	5	6	7	8		
1	195374	MONTILLET Carole	FRA	18	60	100	100	29	80	80	26	493	
2	55069	GOETSCHL Renate	AUT	-	18	50	80	100	100	60	50	458	- 35
3	295342	PUTZER Karen	ITA	40	100	36	26	50	16	26	100	394	- 99
4	55212	MEISSNITZER Alexandra	AUT	-	3	32	45	80	60	50	80	350	- 143
5	55198	DORFMEISTER Michaela	AUT	36	45	60	22	-	50	40	45	298	- 195
6	295136	CECCARELLI Daniela	ITA	24	26	80	24	36	29	50	20	289	- 204
7	205117	GERG Hilde	GER	100	-	-	60	40	45	36	-	281	- 212
7	385022	KOSTELIC Janica	CRO	80	36	18	36	45	16	32	18	281	- 212
9	205378	ERTL Martina	GER	32	80	14	13	10	24	14	80	267	- 226
10	536138	CLARK Kirsten L	USA	50	50	40	18	18	11	29	36	252	- 241
11	55261	OBERMOSER Brigitte	AUT	7	13	-	-	13	40	100	40	213	- 280
12	515098	REY BELLET Corinne	SUI	45	20	16	20	24	36	16	29	206	- 287
13	536477	MENDES Jonna	USA	26	29	10	16	32	32	22	24	191	- 302
14	105546	TURGEON Melanie	CAN	13	16	8	40	60	26	-	-	163	- 330
15	536473	LALIVE Caroline	USA	29	13	26	32	26	10	-	-	136	- 357
16	565037	SUHADOLC Mojca	SLO	22	5	29	29	24	-	-	-	109	- 384
17	295588	KOSTNER Isolde	ITA	60	-	-	6	-	22	18	-	106	- 387
18	55313	ROHREGGER Eveline	AUT	15	10	-	8	-	22	11	32	98	- 395
19	195671	JACQUEMOD Ingrid	FRA	16	14	22	9	-	-	-	22	83	- 410
20	105997	BRYDON Emily	CAN	-	32	-	-	11	14	20	-	77	- 416
21	515409	BERTHOD Sylviane	SUI	20	24	6	-	-	-	7	16	73	- 420
22	106056	SIMARD Genevieve	CAN	-	40	15	7	-	8	-	-	70	- 423
23	515403	MUELLER Tamara	SUI	5	8	-	50	-	-	-	-	63	- 430
24	515573	AUFDENBLATTEN Fraenzi	SUI	-	-	45	-	-	1	13	-	59	- 434
25	537545	MANCUSO Julia	USA	14	11	-	14	14	-	-	-	53	- 440
26	55538	WIRTH Katja	AUT	-	-	5	12	7	18	10	-	52	- 441
27	55539	BERGER Silvia	AUT	13	-	12	5	-	10	9	-	49	- 444
28	536884	LUDLOW Libby	USA	2	-	13	11	2	5	15	-	48	- 445
29	295533	RECCHIA Lucia	ITA	-	22	11	11	-	-	-	-	44	- 449



AUDI FIS SKI WORLD CUP



AUDI FIS SKI WORLD CUP AFTER 8th LADIES SUPER-G SUPER-G FIS WORLD CUP STANDINGS

Rank	FIS Code	Name	Nation	29 NOV 2002 Aspen (USA) 8 DEC 2002 Lake Louise (CAN) 13 DEC 2002 Val d'Isère (FRA) 15 JAN 2003 Cortina d'Ampezzo (ITA) 17 JAN 2003 Cortina d'Ampezzo (ITA) 28 FEB 2003 Innsbruck-Patscherkofel (AUT) 2 MAR 2003 Innsbruck-Patscherkofel (AUT) 13 MAR 2003 Lillehammer (NOR)								WC-SG	Diff.
				1	2	3	4	5	6	7	8		
29	55052	SCHNEIDER Tanja	AUT	11	-	2	15	-	13	3	-	44	- 449
31	195503	SUCHET Melanie	FRA	-	-	-	-	-	12	24	-	36	- 457
32	205392	HAEUSL Regina	GER	10	-	20	-	-	-	5	-	35	- 458
33	505187	OTTOSSON Anna	SWE	-	-	9	2	15	6	-	-	32	- 461
34	505483	PAERSON Anja	SWE	8	-	-	-	5	8	9	-	30	- 463
35	515348	BORGHI Catherine	SUI	-	6	1	4	12	-	2	-	25	- 468
35	535529	MONAHAN Kathleen	USA	-	1	24	-	-	-	-	-	25	- 468
37	515429	DUMERMUTH Monika	SUI	9	-	7	-	8	-	-	-	24	- 469
37	206001	RIESCH Maria	GER	-	-	-	-	24	-	-	-	24	- 469
39	55290	HEREGGER Selina	AUT	3	-	-	-	16	3	-	-	22	- 471
40	295463	BASSIS Patrizia	ITA	6	15	-	-	-	-	-	-	21	- 472
41	205820	HUBER Isabelle	GER	-	10	-	-	6	-	-	-	16	- 477
42	515170	STYGER Nadia	SUI	-	5	-	-	-	4	6	-	15	- 478
43	295449	KLEON Barbara	ITA	-	-	-	-	-	-	13	-	13	- 480
44	55339	LECHNER Martina	AUT	-	-	-	-	9	-	-	-	9	- 484
45	195868	MEILLEUR Karine	FRA	-	7	-	-	-	-	-	-	7	- 486
45	515166	PIEREN Tanja	SUI	-	-	4	2	1	-	-	-	7	- 486
47	495318	RUIZ CASTILLO Carolina	SPA	-	-	-	3	3	-	-	-	6	- 487
47	55596	WILHELM Kathrin	AUT	5	-	-	-	-	-	1	-	6	- 487
49	295462	MAJ Chiara	ITA	-	-	-	-	5	-	-	-	5	- 488
50	225206	ALCOTT Chimene	GBR	-	-	-	-	-	-	4	-	4	- 489
51	195920	GIVELET Anne-Laure	FRA	-	-	3	-	-	-	-	-	3	- 490
51	295800	TAGLIABUE Elena	ITA	-	3	-	-	-	-	-	-	3	- 490
53	505632	LINDELL-VIKARBY Jessica	SWE	-	-	-	-	-	2	-	-	2	- 491
54	296259	MOELGG Manuela	ITA	1	-	-	-	-	-	-	-	1	- 492

LEGEND

WC-SG World Cup points for Super-G Diff. Points Difference

13-03-2003 / Lillehammer (NOR) / 5628

Page 2/2

www.fis-ski.com

Generation Date: THU 13 MAR 2003


Time: 13:14 Swatch Internet Time: @551

Document: 25 1.0





AUDI FIS SKI WORLD CUP



AUDI FIS SKI WORLD CUP AFTER 8th LADIES SUPER-G OVERALL FIS WORLD CUP STANDINGS

Number of Competitors: 125

Rank	FIS Code	Name	Nation	Points	DH 6 races	SL 8 races	GS 8 races	SG 8 races	K 1 race
1	385022	KOSTELIC Janica	CRO	1570	136 (11)	710 (1)	343 (3)	281 (7)	100 (1)
2	295342	PUTZER Karen	ITA	1000	143 (9)	–	413 (2)	394 (3)	50 (4)
3	55198	DORFMEISTER Michaela	AUT	972	372 (1)	–	266 (6)	298 (5)	36 (7)
4	505483	PAERSON Anja	SWE	957	–	458 (2)	469 (1)	30 (34)	–
5	195374	MONTILLET Carole	FRA	869	313 (4)	–	63 (27)	493 (1)	–
6	55069	GOETSCHL Renate	AUT	830	368 (2)	–	4 (51)	458 (2)	–
7	205378	ERTL Martina	GER	827	67 (23)	183 (10)	230 (9)	267 (9)	80 (2)
8	55212	MEISSNITZER Alexandra	AUT	752	139 (10)	–	263 (7)	350 (4)	–
9	536138	CLARK Kirsten L	USA	643	316 (3)	–	57 (29)	252 (10)	18 (14)
10	185140	POUTIAINEN Tanja	FIN	501	–	317 (4)	184 (12)	–	–
11	55261	OBERMOSER Brigitte	AUT	499	130 (12)	–	134 (18)	213 (11)	22 (12)
12	55690	HOSP Nicole	AUT	498	–	226 (9)	272 (5)	–	–
13	515268	NEF Sonja	SUI	494	–	165 (12)	329 (4)	–	–
14	205117	GERG Hilde	GER	491	196 (6)	–	14 (39)	281 (7)	–
15	515098	REY BELLET Corinne	SUI	436	230 (5)	–	–	206 (12)	–
16	295136	CECCARELLI Daniela	ITA	429	116 (13)	–	9 (44)	289 (6)	15 (16)
17	195377	PASCAL Christel	FRA	348	–	335 (3)	13 (40)	–	–
18	536473	LALIVE Caroline	USA	325	90 (18)	–	67 (25)	136 (15)	32 (8)
19	105546	TURGEON Melanie	CAN	312	149 (8)	–	–	163 (14)	–
20	536477	MENDES Jonna	USA	307	113 (16)	–	3 (53)	191 (13)	–
21	505187	OTTOSSON Anna	SWE	305	–	95 (20)	178 (14)	32 (33)	–
22	295435	GIUS Nicole	ITA	291	–	228 (8)	63 (27)	–	–
23	55590	SCHILD Marlies	AUT	282	–	282 (5)	–	–	–
24	536481	SCHLEPER Sarah	USA	268	–	164 (13)	104 (23)	–	–
25	195249	PEQUEGNOT Laure	FRA	262	–	261 (6)	1 (59)	–	–
26	495065	RIENDA CONTRERAS M.	SPA	256	–	19 (40)	237 (8)	–	–
27	205636	BERGMANN Monika	GER	245	–	245 (7)	–	–	–
28	195671	JACQUEMOD Ingrid	FRA	236	153 (7)	–	–	83 (19)	–
29	55313	ROHREGGER Eveline	AUT	235	–	–	137 (17)	98 (18)	–
30	206001	RIESCH Maria	GER	232	115 (14)	22 (39)	11 (42)	24 (37)	60 (3)
31	295445	KARBON Denise	ITA	219	–	6 (50)	213 (10)	–	–
32	106022	JANYK Britt	CAN	205	–	50 (29)	155 (16)	–	–
33	295588	KOSTNER Isolde	ITA	195	89 (19)	–	–	106 (17)	–
33	106056	SIMARD Genevieve	CAN	195	–	–	105 (22)	70 (22)	20 (13)
35	425001	FLEMMEN Andrine	NOR	192	–	–	192 (11)	–	–
36	515409	BERTHOD Sylviane	SUI	185	112 (17)	–	–	73 (21)	–



AUDI FIS SKI WORLD CUP



AUDI FIS SKI WORLD CUP AFTER 8th LADIES SUPER-G OVERALL FIS WORLD CUP STANDINGS

Number of Competitors: 125

Rank	FIS Code	Name	Nation	Points	DH 6 races	SL 8 races	GS 8 races	SG 8 races	K 1 race
37	355002	HEEB-BATLINER Birgit	LIE	180	-	-	180 (13)	-	-
38	55576	GOERGL Elisabeth	AUT	178	-	112 (16)	66 (26)	-	-
39	535825	KOZNICK Kristina	USA	169	-	112 (16)	57 (29)	-	-
39	565037	SUHADOLC Mojca	SLO	169	60 (24)	-	-	109 (16)	-
41	205115	GERG Annemarie	GER	168	-	166 (11)	2 (56)	-	-
41	565243	MAZE Tina	SLO	168	-	-	168 (15)	-	-
43	55539	BERGER Silvia	AUT	165	-	-	116 (21)	49 (27)	-
44	537545	MANCUSO Julia	USA	159	44 (27)	17 (43)	-	53 (25)	45 (5)
45	515370	OESTER Marlies	SUI	158	-	89 (22)	29 (37)	-	40 (6)
46	515348	BORGHI Catherine	SUI	155	114 (15)	-	-	25 (35)	16 (15)
47	55538	WIRTH Katja	AUT	147	81 (20)	-	-	52 (26)	14 (17)
48	55302	EGGER Sabine	AUT	146	-	146 (14)	-	-	-
49	505632	LINDELL-VIKARBY Jessica	SWE	139	56 (25)	-	52 (32)	2 (53)	29 (9)
50	425389	NILSEN Stina Hofgard	NOR	133	-	-	133 (19)	-	-
50	155415	ZAHROBSKA Sarka	CZE	133	-	107 (18)	-	-	26 (10)
52	425051	ROGNMO-BAKKE Trine	NOR	127	-	127 (15)	-	-	-
53	105741	FORSYTH Allison	CAN	123	-	6 (50)	117 (20)	-	-
54	515573	AUFDENBLATTEN Fraenzi	SUI	116	-	-	57 (29)	59 (24)	-
55	205392	HAEUSL Regina	GER	113	78 (21)	-	-	35 (32)	-
56	515403	MUELLER Tamara	SUI	104	41 (28)	-	-	63 (23)	-
57	296259	MOELGG Manuela	ITA	103	-	46 (33)	32 (34)	1 (54)	24 (11)
58	415069	RIEGLER Claudia	NZE	99	-	99 (19)	-	-	-
59	505271	EKMAN Susanne	SWE	98	-	91 (21)	7 (47)	-	-
59	296008	MERIGHETTI Daniela	ITA	98	-	18 (41)	80 (24)	-	-
61	205820	HUBER Isabelle	GER	89	73 (22)	-	-	16 (41)	-
62	195215	VIDAL Vanessa	FRA	86	-	86 (23)	-	-	-
63	105997	BRYDON Emily	CAN	81	4 (45)	-	-	77 (20)	-
64	565097	PRETNAR Spela	SLO	66	-	64 (24)	2 (56)	-	-
65	536884	LUDLOW Libby	USA	64	16 (35)	-	-	48 (28)	-
65	55359	TRUPPE Karin	AUT	64	-	64 (24)	-	-	-
67	515092	GRUENENFELDER Corina	SUI	61	-	61 (26)	-	-	-
67	55596	WILHELM Kathrin	AUT	61	55 (26)	-	-	6 (47)	-
69	295533	RECCHIA Lucia	ITA	58	14 (36)	-	-	44 (29)	-
70	55052	SCHNEIDER Tanja	AUT	57	3 (47)	-	10 (43)	44 (29)	-
71	425380	BREMSETH Lisa	NOR	56	-	56 (27)	-	-	-
72	425359	BERNTSEN Hedda	NOR	55	-	55 (28)	-	-	-



AUDI FIS SKI WORLD CUP



AUDI FIS SKI WORLD CUP AFTER 8th LADIES SUPER-G OVERALL FIS WORLD CUP STANDINGS

Number of Competitors: 125

Rank	FIS Code	Name	Nation	Points	DH 6 races	SL 8 races	GS 8 races	SG 8 races	K 1 race
73	195503	SUCHET Melanie	FRA	54	18 (34)	–	–	36 (31)	–
74	295738	BACHMANN Silke	ITA	50	–	18 (41)	32 (34)	–	–
75	55388	RAICH Carina	AUT	49	–	49 (30)	–	–	–
75	55691	SPONRING Christine	AUT	49	–	49 (30)	–	–	–
77	425458	VIKEN Line	NOR	48	–	48 (32)	–	–	–
78	295927	PLANATSCHER Maddalena	ITA	44	–	–	44 (33)	–	–
79	565207	DABIC Lea	SLO	43	–	43 (34)	–	–	–
80	295265	CERESA Annalisa	ITA	42	–	42 (35)	–	–	–
81	515170	STYGER Nadia	SUI	40	20 (31)	–	5 (50)	15 (42)	–
82	385027	FLEISS Nika	CRO	39	–	39 (36)	–	–	–
82	535529	MONAHAN Kathleen	USA	39	14 (36)	–	–	25 (35)	–
84	515429	DUMERMUTH Monika	SUI	36	12 (38)	–	–	24 (37)	–
85	515496	IMLIG Corinne	SUI	35	35 (29)	–	–	–	–
86	55290	HEREGGER Selina	AUT	33	11 (39)	–	–	22 (39)	–
86	185058	RAITA Henna	FIN	33	–	33 (37)	–	–	–
88	565109	DOVZAN Alenka	SLO	32	–	–	32 (34)	–	–
89	295463	BASSIS Patrizia	ITA	30	9 (41)	–	–	21 (40)	–
90	195868	MEILLEUR Karine	FRA	29	22 (30)	–	–	7 (45)	–
91	195927	LAZIER Laurence	FRA	24	–	–	24 (38)	–	–
91	537772	STIEGLER Resi	USA	24	–	24 (38)	–	–	–
93	515560	SCHILD Martina	SUI	20	20 (31)	–	–	–	–
94	505260	HARGIN Janette	SWE	19	19 (33)	–	–	–	–
95	296073	MORANDINI Claudia	ITA	15	–	15 (44)	–	–	–
96	295449	KLEON Barbara	ITA	13	–	–	–	13 (43)	–
97	385032	JELUSIC Ana	CRO	12	–	–	12 (41)	–	–
98	55383	BLASER Karin	AUT	11	11 (39)	–	–	–	–
99	565004	BOKAL Natasa	SLO	10	–	10 (45)	–	–	–
99	495318	RUIZ CASTILLO Carolina	SPA	10	–	–	4 (51)	6 (47)	–
99	155047	ZAKOURILOVA Petra	CZE	10	–	10 (45)	–	–	–
102	225018	CARRICK-ANDERSON Emma	GBR	9	–	9 (47)	–	–	–
102	515095	KUMMER Lilian	SUI	9	–	–	9 (44)	–	–
102	55339	LECHNER Martina	AUT	9	–	–	–	9 (44)	–
105	515534	DICHT Erika	SUI	8	–	–	8 (46)	–	–
105	55759	KIRCHGASSER Michaela	AUT	8	–	8 (48)	–	–	–
105	536479	POWERS Alison	USA	8	8 (42)	–	–	–	–
108	505335	HULTDIN Malin	SWE	7	–	7 (49)	–	–	–



AUDI FIS SKI WORLD CUP



AUDI FIS SKI WORLD CUP AFTER 8th LADIES SUPER-G OVERALL FIS WORLD CUP STANDINGS

Number of Competitors: 125

Rank	FIS Code	Name	Nation	Points	DH	SL	GS	SG	K
					6 races	8 races	8 races	8 races	1 race
108	515166	PIEREN Tanja	SUI	7	–	–	–	7 (45)	–
110	537446	MCCARTY Bryna	USA	6	6 (43)	–	–	–	–
110	55588	RUMPFHUBER Ingrid	AUT	6	6 (43)	–	–	–	–
110	515766	SUTER Fabienne	SUI	6	–	–	6 (48)	–	–
110	295807	VIERIN Sonia	ITA	6	–	–	6 (48)	–	–
114	295462	MAJ Chiara	ITA	5	–	–	–	5 (49)	–
115	225206	ALCOTT Chimene	GBR	4	–	–	–	4 (50)	–
115	565136	BRACUN Spela	SLO	4	4 (45)	–	–	–	–
115	195912	DE LEYMARIE Florine	FRA	4	–	4 (52)	–	–	–
118	195193	DUVILLARD Kristina	FRA	3	–	–	3 (53)	–	–
118	495107	GALINDO SANTOLARIA Ana	SPA	3	–	–	3 (53)	–	–
118	195920	GIVELET Anne-Laure	FRA	3	–	–	–	3 (51)	–
118	537544	KILDOW Lindsey C.	USA	3	3 (47)	–	–	–	–
118	295800	TAGLIABUE Elena	ITA	3	–	–	–	3 (51)	–
123	485217	ALIEVA Olesja	RUS	2	–	–	2 (56)	–	–
123	205119	HALTMAYR Petra	GER	2	2 (49)	–	–	–	–
125	515478	ALPIGER Ella	SUI	1	1 (50)	–	–	–	–

LEGEND

GS Giant Slalom points **SG** Super-G points **DH** Downhill points **Points** Overall points **SL** Slalom points
K Combined points

13-03-2003 / Lillehammer (NOR) / 5628

Page 4/4

www.fis-ski.com

Generation Date: THU 13 MAR 2003

Time: 13:14 Swatch Internet Time: @551

Document: 25 1.0





AUDI FIS SKI WORLD CUP




AUDI FIS SKI WORLD CUP AFTER 8th LADIES SUPER-G WOMEN FIS NATION CUP

Number of Nations: 18

Place	Nation	Points	Diff.	DH	SL	GS	SG	K
1	AUT Austria	5051		1176	936	1268	1599	72
2	ITA Italy	2601	- 2450	371	373	892	876	89
3	GER Germany	2167	- 2884	531	616	257	623	140
4	USA United States of America	2015	- 3036	610	317	288	705	95
5	FRA France	1918	- 3133	506	686	104	622	-
6	SUI Switzerland	1871	- 3180	585	315	443	472	56
7	CRO Croatia	1621	- 3430	136	749	355	281	100
8	SWE Sweden	1525	- 3526	75	651	706	64	29
9	CAN Canada	916	- 4135	153	56	377	310	20
10	NOR Norway	611	- 4440	-	286	325	-	-
11	FIN Finland	534	- 4517	-	350	184	-	-
12	SLO Slovenia	492	- 4559	64	117	202	109	-
13	ESP Spain	269	- 4782	-	19	244	6	-
14	LIE Liechtenstein	180	- 4871	-	-	180	-	-
15	CZE Czech Republic	143	- 4908	-	117	-	-	26
16	NZL New Zealand	99	- 4952	-	99	-	-	-
17	GBR Great Britain	13	- 5038	-	9	-	4	-
18	RUS Russian Federation	2	- 5049	-	-	2	-	-



AUDI FIS SKI WORLD CUP



AUDI FIS SKI WORLD CUP AFTER 8th LADIES SUPER-G FIS OVERALL NATION CUP

Number of Nations: 22

Place	Nation	Overall			DH Points			SL Points			GS Points			SG Points			K Points		
		M+W	M	W	M+W	M	W	M+W	M	W	M+W	M	W	M+W	M	W	M+W	M	W
1	AUT	13641	8590	5051	4785	3609	1176	2641	1705	936	2676	1408	1268	3277	1678	1599	262	190	72
2	SUI	5473	3602	1871	2075	1490	585	480	165	315	1257	814	443	1401	929	472	260	204	56
3	USA	4412	2397	2015	1611	1001	610	758	441	317	808	520	288	983	278	705	252	157	95
4	ITA	4267	1666	2601	653	282	371	902	529	373	1636	744	892	987	111	876	89	-	89
5	FRA	3965	2047	1918	1164	658	506	1239	553	686	724	620	104	788	166	622	50	50	-
6	NOR	3026	2415	611	440	440	-	1158	872	286	655	330	325	533	533	-	240	240	-
7	GER	2375	208	2167	585	54	531	679	63	616	307	50	257	664	41	623	140	-	140
8	CRO	2199	578	1621	136	-	136	1293	544	749	389	34	355	281	-	281	100	-	100
9	SWE	1907	382	1525	94	19	75	819	168	651	833	127	706	132	68	64	29	-	29
10	CAN	1290	374	916	184	31	153	216	160	56	517	140	377	353	43	310	20	-	20
11	FIN	1206	672	534	-	-	-	936	586	350	270	86	184	-	-	-	-	-	-
12	SLO	1194	702	492	191	127	64	462	345	117	319	117	202	177	68	109	45	45	-
13	LIE	605	425	180	74	74	-	21	21	-	201	21	180	280	280	-	29	29	-
14	ESP	269	-	269	-	-	-	19	-	19	244	-	244	6	-	6	-	-	-
15	JPN	185	185	-	-	-	-	185	185	-	-	-	-	-	-	-	-	-	-
16	CZE	151	8	143	-	-	-	125	8	117	-	-	-	-	-	-	26	-	26
17	NZL	99	-	99	-	-	-	99	-	99	-	-	-	-	-	-	-	-	-
18	GBR	64	51	13	9	9	-	51	42	9	-	-	-	4	-	4	-	-	-
19	SVK	29	29	-	-	-	-	-	-	-	-	-	-	-	-	-	29	29	-
20	AUS	18	18	-	8	8	-	-	-	-	-	-	-	10	10	-	-	-	-
21	POL	7	7	-	-	-	-	7	7	-	-	-	-	-	-	-	-	-	-
22	RUS	2	-	2	-	-	-	-	-	-	2	-	2	-	-	-	-	-	-

