

**AUDI FIS SKI WORLD CUP**

9th LADIES SLALOM

LIST OF COMPETITORS BY FIS POINTS

Number of Competitors: 24

FIS Code	Name	Nation	FIS Points
385022	KOSTELIC Janica	CRO	0.00
505483	PAERSON Anja	SWE	1.65
195249	PEQUEGNOT Laure	FRA	2.73
195377	PASCAL Christel	FRA	2.99
185140	POUTIAINEN Tanja	FIN	3.31
55590	SCHILD Marlies	AUT	3.96
205636	BERGMANN Monika	GER	4.12
535825	KOZNICK Kristina	USA	4.20
536481	SCHLEPER Sarah	USA	4.50
55690	HOSP Nicole	AUT	4.59
205378	ERTL Martina	GER	4.75
295435	GIUS Nicole	ITA	4.89
425051	ROGNMO-BAKKE Trine	NOR	5.02
205115	GERG Annemarie	GER	5.18
55302	EGGER Sabine	AUT	5.19
515370	OESTER Marlies	SUI	5.33
415069	RIEGLER Claudia	NZE	5.64
55576	GOERGL Elisabeth	AUT	5.65
505271	EKMAN Susanne	SWE	5.80
565097	PRETNAR Spela	SLO	5.87
505187	OTTOSSON Anna	SWE	5.91
155415	ZAHROBSKA Sarka	CZE	5.92
55759	KIRCHGASSER Michaela	AUT	6.00
55359	TRUPPE Karin	AUT	8.55



AUDI FIS SKI WORLD CUP
9th LADIES SLALOM
ALPHABETICAL LIST OF COMPETITORS



Number of Competitors: 24

Nation	FIS Code	Name	FIS Points (February 2003 List)							
			DH		SL		GS		SG	
AUT	55302	EGGER Sabine	321.28	(1175)	5.19	(16)	35.36	(246)	187.17	(1489)
	55576	GOERGL Elisabeth	44.85	(145)	5.65	(21)	7.05	(32)	52.07	(231)
	55690	HOSP Nicole	29.69	(91)	4.59	(11)	3.20	(9)	38.86	(148)
	55759	KIRCHGASSER Michaela	24.82	(77)	6.00	(31)	17.85	(75)	35.57	(136)
	55590	SCHILD Marlies	63.07	(220)	3.96	(6)	28.37	(170)	77.72	(446)
	55359	TRUPPE Karin	173.56	(734)	8.55	(35)	26.14	(136)	62.12	(312)
CRO	385022	KOSTELIC Janica	5.20	(19)	0.00	(1)	2.08	(5)	1.73	(7)
CZE	155415	ZAHROBSKA Sarka	44.79	(144)	5.92	(29)	17.56	(74)	39.47	(150)
FIN	185140	POUTIAINEN Tanja	–		3.31	(5)	3.88	(13)	152.30	(1187)
FRA	195377	PASCAL Christel	–		2.99	(4)	17.09	(68)	309.03	(2030)
	195249	PEQUEGNOT Laure	221.34	(931)	2.73	(3)	26.36	(140)	140.45	(1067)
GER	205636	BERGMANN Monika	110.65	(458)	4.12	(7)	59.74	(628)	139.37	(1060)
	205378	ERTL Martina	5.87	(27)	4.75	(12)	4.35	(16)	3.16	(10)
	205115	GERG Annemarie	–		5.18	(15)	18.66	(84)	166.53	(1317)
ITA	295435	GIUS Nicole	181.58	(779)	4.89	(13)	12.46	(42)	100.67	(696)
NOR	425051	ROGNMO–BAKKE Trine	256.93	(1040)	5.02	(14)	32.05	(216)	306.31	(2022)
NZE	415069	RIEGLER Claudia	–		5.64	(19)	70.51	(848)	–	
SLO	565097	PRETNAR Spela	151.35	(634)	5.87	(24)	14.32	(48)	56.54	(272)
SUI	515370	OESTER Marlies	45.02	(146)	5.33	(17)	14.92	(51)	80.45	(477)
SWE	505271	EKMAN Susanne	–		5.80	(22)	11.92	(39)	184.78	(1464)
	505187	OTTOSSON Anna	308.54	(1154)	5.91	(27)	3.74	(11)	12.35	(41)
	505483	PAERSON Anja	189.07	(817)	1.65	(2)	0.23	(2)	18.05	(62)
USA	535825	KOZNICK Kristina	–		4.20	(8)	5.99	(30)	132.20	(997)
	536481	SCHLEPER Sarah	37.80	(121)	4.50	(10)	5.14	(22)	79.62	(464)



AUDI FIS SKI WORLD CUP
9th LADIES SLALOM
ALPHABETICAL LIST OF COMPETITORS



**AUDI FIS SKI WORLD CUP**

9th LADIES SLALOM 1st RUN

START LIST**Jury**

TD FIS	E. FRITZ	AUT
Referee	K. HOCH	FIS
Chief of Race	J. LANGVIK	NOR

Technical Data

Course Name	Olympia-Loypa
Start Altitude	440 m
Finish Altitude	245 m
Vertical Drop	195 m
Homologation Number	6224/134/1

Race Information 1st Run

Course Setter	J. THEOLIER	FRA
Number of Gates	61	
Turning Gates	60	
Start Time	09:00	
Forerunners	A - P. GODAGER	NOR
	B - G. ELIASSEN	NOR
	C - T. NEORGAARD	NOR

Race Information 2nd Run

Course Setter	C. PERNER	SWE
Number of Gates		
Turning Gates		
Start Time	11:30	
Forerunners	A - P. GODAGER	NOR
	B - G. ELIASSEN	NOR
	C - T. NEORGAARD	NOR

Number of Competitors: 24

Bib	FIS Code	Name	Year of Birth	Nation	Time	Ski
1	195249	PEQUEGNOT Laure	1975	FRA	_____	SA
2	185140	POUTIAINEN Tanja	1980	FIN	_____	RO
3	195377	PASCAL Christel	1973	FRA	_____	SA
4	55590	SCHILD Marlies	1981	AUT	_____	AT
5	205636	BERGMANN Monika	1978	GER	_____	VK
6	385022	KOSTELIC Janica	1982	CRO	_____	SA
7	505483	PAERSON Anja	1981	SWE	_____	SA
8	425051	ROGNMO-BAKKE Trine	1975	NOR	_____	RO
9	535825	KOZNICK Kristina	1975	USA	_____	VK
10	55302	EGGER Sabine	1977	AUT	_____	HE
11	205115	GERG Annemarie	1975	GER	_____	NO
12	536481	SCHLEPER Sarah	1979	USA	_____	RO
13	205378	ERTL Martina	1973	GER	_____	RO
14	55690	HOSP Nicole	1983	AUT	_____	VK
15	295435	GIUS Nicole	1980	ITA	_____	SA
16	55576	GOERGL Elisabeth	1981	AUT	_____	VK
17	155415	ZAHROBSKA Sarka	1985	CZE	_____	HE
18	415069	RIEGLER Claudia	1976	NZE	_____	RO
19	505187	OTTOSSON Anna	1976	SWE	_____	DY
20	505271	EKMAN Susanne	1978	SWE	_____	EL
21	515370	OESTER Marlies	1976	SUI	_____	NO



AUDI FIS SKI WORLD CUP
9th LADIES SLALOM 1st RUN
START LIST



Number of Competitors: 24

Bib	FIS Code	Name	Year of Birth	Nation	Time	Ski
22	565097	PRETNAR Spela	1973	SLO	_____	RO
23	55359	TRUPPE Karin	1978	AUT	_____	FI
24	55759	KIRCHGASSER Michaela	1985	AUT	_____	AT

AT : ATOMIC
EL : ELAN
K2 : K2
SA : SALOMON

BL : BLIZZARD
FI : FISCHER
NO : NORDICA
ST : STÖCKLI

DY : DYNASTAR
HE : HEAD
RO : ROSSIGNOL
VK : VÖLKL

**AUDI FIS SKI WORLD CUP**

9th LADIES SLALOM 1st RUN

OFFICIAL RESULTS**Jury**

TD FIS	E. FRITZ	AUT
Referee	K. HOCH	FIS
Chief of Race	J. LANGVIK	NOR

Technical Data

Course Name	Olympia-Loypa
Start Altitude	440 m
Finish Altitude	245 m
Vertical Drop	195 m
Homologation Number	6224/134/1

Race Information 1st Run

Course Setter	J. THEOLIER	FRA
Number of Gates	61	
Turning Gates	60	
Start Time	09:00	
Forerunners	A - P. GODAGER	NOR
	B - G. ELIASSEN	NOR
	C - T. NEORGAARD	NOR

Race Information 2nd Run

Course Setter	C. PERNER	SWE
Number of Gates		
Turning Gates		
Start Time	11:30	
Forerunners	A - P. GODAGER	NOR
	B - G. ELIASSEN	NOR
	C - T. NEORGAARD	NOR

Weather: Cloudy Snow: Hard Temperature – Start: 0 °C Finish: –1 °C

Number of Competitors: 24

Rank	Bib	FIS Code	Name	Nation	Time	Diff.	Ski
1	4	55590	SCHILD Marlies	AUT	52.00		AT
2	1	195249	PEQUEGNOT Laure	FRA	52.09	0.09	SA
3	6	385022	KOSTELIC Janica	CRO	52.12	0.12	SA
4	9	535825	KOZNICK Kristina	USA	52.13	0.13	VK
5	14	55690	HOSP Nicole	AUT	52.21	0.21	VK
6	2	185140	POUTIAINEN Tanja	FIN	52.62	0.62	RO
7	11	205115	GERG Annemarie	GER	52.65	0.65	NO
8	7	505483	PAERSON Anja	SWE	53.02	1.02	SA
9	13	205378	ERTL Martina	GER	53.13	1.13	RO
10	3	195377	PASCAL Christel	FRA	53.17	1.17	SA
11	19	505187	OTTOSSON Anna	SWE	53.46	1.46	DY
12	24	55759	KIRCHGASSER Michaela	AUT	53.51	1.51	AT
13	15	295435	GIUS Nicole	ITA	53.52	1.52	SA
14	8	425051	ROGNMO–BAKKE Trine	NOR	53.54	1.54	RO
15	23	55359	TRUPPE Karin	AUT	53.60	1.60	FI
16	10	55302	EGGER Sabine	AUT	53.70	1.70	HE
17	12	536481	SCHLEPER Sarah	USA	54.06	2.06	RO
18	22	565097	PRETNAR Spela	SLO	54.45	2.45	RO
19	20	505271	EKMAN Susanne	SWE	54.66	2.66	EL

15-03-2003 / Lillehammer (NOR) / 5629

Page 1/2

Data Processing by SWATCH

www.fis-ski.com

SWATCH Timing

Generation Date: SAT 15 MAR 2003

Time: 9:32 Swatch Internet Time: @397

Document: 73B 1.0



AUDI FIS SKI WORLD CUP
9th LADIES SLALOM 1st RUN
OFFICIAL RESULTS



Number of Competitors: 24

Rank	Bib	FIS Code	Name	Nation	Time	Diff.	Ski
20	21	515370	OESTER Marlies	SUI	54.84	2.84	NO
21	5	205636	BERGMANN Monika	GER	55.33	3.33	VK

DID NOT FINISH 1st RUN: 3 competitors

16	55576	GOERGL Elisabeth	AUT				VK
17	155415	ZAHROBSKA Sarka	CZE				HE
18	415069	RIEGLER Claudia	NZE				RO

AT : ATOMIC
EL : ELAN
K2 : K2
SA : SALOMON

BL : BLIZZARD
FI : FISCHER
NO : NORDICA
ST : STÖCKLI

DY : DYNASTAR
HE : HEAD
RO : ROSSIGNOL
VK : VÖLKL

**AUDI FIS SKI WORLD CUP**

9th LADIES SLALOM 2nd RUN

START LIST

Jury			Technical Data		
TD FIS	E. FRITZ	AUT	Course Name	Olympia-Loypa	
Referee	K. HOCH	FIS	Start Altitude	440 m	
Chief of Race	J. LANGVIK	NOR	Finish Altitude	245 m	
			Vertical Drop	195 m	
			Homologation Number	6224/134/1	
Race Information 1st Run			Race Information 2nd Run		
Course Setter	J. THEOLIER	FRA	Course Setter	C. PERNER	SWE
Number of Gates	61		Number of Gates		
Turning Gates	60		Turning Gates		
Start Time	09:00		Start Time	11:30	
Forerunners	A - P. GODAGER	NOR	Forerunners	A - P. GODAGER	NOR
	B - G. ELIASSEN	NOR		B - G. ELIASSEN	NOR
	C - T. NEORGAARD	NOR		C - T. NEORGAARD	NOR

Number of Competitors: 21

Start Order	Bib	FIS Code	Name	Year of Birth	Nation	1st Run	Diff.	Rank	2nd Run	Total	Ski
1	5	205636	BERGMANN Monika	1978	GER	55.33	3.33	21			VK
2	21	515370	OESTER Marlies	1976	SUI	54.84	2.84	20			NO
3	20	505271	EKMANN Susanne	1978	SWE	54.66	2.66	19			EL
4	22	565097	PRETNAR Spela	1973	SLO	54.45	2.45	18			RO
5	12	536481	SCHLEPER Sarah	1979	USA	54.06	2.06	17			RO
6	10	55302	EGGER Sabine	1977	AUT	53.70	1.70	16			HE
7	23	55359	TRUPPE Karin	1978	AUT	53.60	1.60	15			FI
8	8	425051	ROGNMO-BAKKE Trine	1975	NOR	53.54	1.54	14			RO
9	15	295435	GIUS Nicole	1980	ITA	53.52	1.52	13			SA
10	24	55759	KIRCHGASSER Michaela	1985	AUT	53.51	1.51	12			AT
11	19	505187	OTTOSSON Anna	1976	SWE	53.46	1.46	11			DY
12	3	195377	PASCAL Christel	1973	FRA	53.17	1.17	10			SA
13	13	205378	ERTL Martina	1973	GER	53.13	1.13	9			RO
14	7	505483	PAERSON Anja	1981	SWE	53.02	1.02	8			SA
15	11	205115	GERG Annemarie	1975	GER	52.65	0.65	7			NO
16	2	185140	POUTIAINEN Tanja	1980	FIN	52.62	0.62	6			RO
17	14	55690	HOSP Nicole	1983	AUT	52.21	0.21	5			VK
18	9	535825	KOZNICK Kristina	1975	USA	52.13	0.13	4			VK
19	6	385022	KOSTELIC Janica	1982	CRO	52.12	0.12	3			SA
20	1	195249	PEQUEGNOT Laure	1975	FRA	52.09	0.09	2			SA
21	4	55590	SCHILD Marlies	1981	AUT	52.00	0.00	1			AT

15-03-2003 / Lillehammer (NOR) / 5629

Page 1/1

Data Processing by SWATCH

www.fis-ski.com

SWATCH Timing

Generation Date: SAT 15 MAR 2003

Time: 9:47 Swatch Internet Time: @408

Document: 51B 1.0

**AUDI FIS SKI WORLD CUP**

9th LADIES SLALOM 2nd RUN

OFFICIAL RESULTS**Jury**

TD FIS	E. FRITZ	AUT
Referee	K. HOCH	FIS
Chief of Race	J. LANGVIK	NOR

Technical Data

Course Name	Olympia-Loypa
Start Altitude	440 m
Finish Altitude	245 m
Vertical Drop	195 m
Homologation Number	6224/134/1

Race Information 1st Run

Course Setter	J. THEOLIER	FRA
Number of Gates	61	
Turning Gates	60	
Start Time	09:00	
Forerunners	A - P. GODAGER	NOR
	B - G. ELIASSEN	NOR
	C - T. NEORGAARD	NOR

Race Information 2nd Run

Course Setter	C. PERNER	SWE
Number of Gates	61	
Turning Gates	59	
Start Time	11:30	
Forerunners	A - P. GODAGER	NOR
	B - G. ELIASSEN	NOR
	C - T. NEORGAARD	NOR

Weather: Cloudy Snow: Hard Temperature – Start: 0 °C Finish: 0 °C F-factor: 570

Number of Competitors: 24

Rank	Bib	FIS Code	Name	Nation	1st Run	2nd Run	Total	Diff.	Race Points	Ski
1	9	535825	KOZNICK Kristina	USA	52.13	53.54	1:45.67		0.00	VK
2	1	195249	PEQUEGNOT Laure	FRA	52.09	53.66	1:45.75	0.08	0.43	SA
3	4	55590	SCHILD Marlies	AUT	52.00	53.90	1:45.90	0.23	1.24	AT
4	2	185140	POUTIAINEN Tanja	FIN	52.62	54.18	1:46.80	1.13	6.10	RO
5	13	205378	ERTL Martina	GER	53.13	53.91	1:47.04	1.37	7.39	RO
6	7	505483	PAERSON Anja	SWE	53.02	54.15	1:47.17	1.50	8.09	SA
7	15	295435	GIUS Nicole	ITA	53.52	54.07	1:47.59	1.92	10.36	SA
8	24	55759	KIRCHGASSER Michaela	AUT	53.51	54.14	1:47.65	1.98	10.68	AT
9	23	55359	TRUPPE Karin	AUT	53.60	54.18	1:47.78	2.11	11.38	FI
10	19	505187	OTTOSSON Anna	SWE	53.46	54.50	1:47.96	2.29	12.35	DY
11	3	195377	PASCAL Christel	FRA	53.17	54.85	1:48.02	2.35	12.68	SA
12	12	536481	SCHLEPER Sarah	USA	54.06	53.98	1:48.04	2.37	12.78	RO
13	8	425051	ROGNMO-BAKKE Trine	NOR	53.54	54.52	1:48.06	2.39	12.89	RO
14	10	55302	EGGER Sabine	AUT	53.70	54.47	1:48.17	2.50	13.49	HE
15	21	515370	OESTER Marlies	SUI	54.84	54.02	1:48.86	3.19	17.21	NO
16	5	205636	BERGMANN Monika	GER	55.33	53.73	1:49.06	3.39	18.29	VK
17	22	565097	PRETNAR Spela	SLO	54.45	54.65	1:49.10	3.43	18.50	RO

#133 _____



AUDI FIS SKI WORLD CUP
9th LADIES SLALOM 2nd RUN
OFFICIAL RESULTS



Number of Competitors: 24

Rank	Bib	FIS Code	Name	Nation	1st Run	2nd Run	Total	Diff.	Race Points	Ski
DID NOT FINISH 1st RUN: 3 competitors										
	16	55576	GOERGL Elisabeth	AUT						VK
	17	155415	ZAHROBSKA Sarka	CZE						HE
	18	415069	RIEGLER Claudia	NZE						RO
DID NOT FINISH 2nd RUN: 4 competitors										
	6	385022	KOSTELIC Janica	CRO						SA
	11	205115	GERG Annemarie	GER						NO
	14	55690	HOSP Nicole	AUT						VK
	20	505271	EKMAN Susanne	SWE						EL

AT : ATOMIC
EL : ELAN
K2 : K2
SA : SALOMON

BL : BLIZZARD
FI : FISCHER
NO : NORDICA
ST : STÖCKLI

DY : DYNASTAR
HE : HEAD
RO : ROSSIGNOL
VK : VÖLKL

Technical Delegate:
E. FRITZ (AUT) #133



AUDI FIS SKI WORLD CUP
9th LADIES SLALOM
PENALTY CALCULATION



Best 10 at Finish

Rank	Bib	FIS Code	Name	Nation	FIS Points	Best 5	Race Points
1	9	535825	KOZNICK Kristina	USA	4.20	4.20	0.00
2	1	195249	PEQUEGNOT Laure	FRA	2.73	2.73	0.43
3	4	55590	SCHILD Marlies	AUT	3.96	3.96	1.24
4	2	185140	POUTIAINEN Tanja	FIN	3.31	3.31	6.10
5	13	205378	ERTL Martina	GER	4.75		
6	7	505483	PAERSON Anja	SWE	1.65	1.65	8.09
7	15	295435	GIUS Nicole	ITA	4.89		
8	24	55759	KIRCHGASSER Michaela	AUT	6.00		
9	23	55359	TRUPPE Karin	AUT	8.55		
10	19	505187	OTTOSSON Anna	SWE	5.91		

Best 5 FIS Points at Start

Rank	Bib	FIS Code	Name	Nation	FIS Points
DNF	6	385022	KOSTELIC Janica	CRO	0.00
6	7	505483	PAERSON Anja	SWE	1.65
2	1	195249	PEQUEGNOT Laure	FRA	2.73
11	3	195377	PASCAL Christel	FRA	2.99
4	2	185140	POUTIAINEN Tanja	FIN	3.31

TOTALS:			
	FIS Points of Best 5 at Start (B)	10.68	
	FIS Points of Best at Finish in Top 10 (A)		15.85
	Race Points of Corresponding Competitors (C)		15.86
	Calculated Penalty (A+B-C) : 10 =>	1.067	
	Rounded	1.07	
	Correction Value (Z)	-1.82	
	Penalty Applied	0.00	

Technical Delegate:
E. FRITZ (AUT) #133

LEGEND
DNF Did Not Finish



AUDI FIS SKI WORLD CUP
9th LADIES SLALOM 2nd RUN
PERFORMANCE ANALYSIS 1



Number of Competitors: 17

Rank	Bib	Name	Nation	Positions			Partials			Difference	
				Pos.	Time	Rank	Pos.	Time	Rank	Time	
1	9	KOZNICK Kristina	USA	Run1:	Int1:	24.62	(2)	I1-Fin:	27.51	(2)	0.12
				Fin:	52.13	(3)	0.13				
				Run2:	Int1:	26.32	(2)	I1-Fin:	27.22	(3)	0.01
				Fin:	53.54	(1)	0.00				
Total:	Int1:	1:18.45	(1)				0.00				
Fin:	1:45.67	(1)				0.00					
2	1	PEQUEGNOT Laure	FRA	Run1:	Int1:	24.54	(1)	I1-Fin:	27.55	(3)	0.04
				Fin:	52.09	(2)	0.09				
				Run2:	Int1:	26.48	(5)	I1-Fin:	27.18	(2)	0.17
				Fin:	53.66	(2)	0.12				
Total:	Int1:	1:18.57	(2)				0.12				
Fin:	1:45.75	(2)				0.08					
3	4	SCHILD Marlies	AUT	Run1:	Int1:	24.66	(3)	I1-Fin:	27.34	(1)	0.16
				Fin:	52.00	(1)	0.00				
				Run2:	Int1:	26.91	(15)	I1-Fin:	26.99	(1)	0.60
				Fin:	53.90	(4)	0.36				
Total:	Int1:	1:18.91	(3)				0.46				
Fin:	1:45.90	(3)				0.23					
4	2	POUTIAINEN Tanja	FIN	Run1:	Int1:	24.94	(5)	I1-Fin:	27.68	(4)	0.44
				Fin:	52.62	(4)	0.62				
				Run2:	Int1:	26.88	(14)	I1-Fin:	27.30	(4)	0.57
				Fin:	54.18	(11)	0.64				
Total:	Int1:	1:19.50	(5)				1.05				
Fin:	1:46.80	(4)				1.13					
5	13	ERTL Martina	GER	Run1:	Int1:	25.22	(10)	I1-Fin:	27.91	(7)	0.72
				Fin:	53.13	(6)	1.13				
				Run2:	Int1:	26.46	(4)	I1-Fin:	27.45	(7)	0.15
				Fin:	53.91	(5)	0.37				
Total:	Int1:	1:19.59	(6)				1.14				
Fin:	1:47.04	(5)				1.37					
6	7	PAERSON Anja	SWE	Run1:	Int1:	25.15	(9)	I1-Fin:	27.87	(5)	0.65
				Fin:	53.02	(5)	1.02				
				Run2:	Int1:	26.31	(1)	I1-Fin:	27.84	(16)	0.00
				Fin:	54.15	(10)	0.61				
Total:	Int1:	1:19.33	(4)				0.88				
Fin:	1:47.17	(6)				1.50					



AUDI FIS SKI WORLD CUP
9th LADIES SLALOM 2nd RUN
PERFORMANCE ANALYSIS 1



Number of Competitors: 17

Rank	Bib	Name	Nation	Positions			Partials			Difference
				Pos.	Time	Rank	Pos.	Time	Rank	Time
7	15	GIUS Nicole	ITA	Run1:	Int1:	25.04 (6)	I1-Fin:	28.48 (13)	0.54	
				Fin:	53.52 (10)	1.52				
				Run2:	Int1:	26.50 (6)	I1-Fin:	27.57 (12)	0.19	
				Fin:	54.07 (8)			0.53		
				Total:	Int1:	1:20.02 (8)			1.57	
					Fin:	1:47.59 (7)			1.92	
8	24	KIRCHGASSER Michaela	AUT	Run1:	Int1:	25.23 (11)	I1-Fin:	28.28 (10)	0.73	
				Fin:	53.51 (9)	1.51				
				Run2:	Int1:	26.52 (7)	I1-Fin:	27.62 (13)	0.21	
				Fin:	54.14 (9)			0.60		
				Total:	Int1:	1:20.03 (9)			1.58	
					Fin:	1:47.65 (8)			1.98	
9	23	TRUPPE Karin	AUT	Run1:	Int1:	25.33 (12)	I1-Fin:	28.27 (9)	0.83	
				Fin:	53.60 (12)	1.60				
				Run2:	Int1:	26.69 (11)	I1-Fin:	27.49 (8)	0.38	
				Fin:	54.18 (11)			0.64		
				Total:	Int1:	1:20.29 (10)			1.84	
					Fin:	1:47.78 (9)			2.11	
10	19	OTTOSSON Anna	SWE	Run1:	Int1:	25.59 (15)	I1-Fin:	27.87 (5)	1.09	
				Fin:	53.46 (8)	1.46				
				Run2:	Int1:	26.83 (13)	I1-Fin:	27.67 (14)	0.52	
				Fin:	54.50 (14)			0.96		
				Total:	Int1:	1:20.29 (10)			1.84	
					Fin:	1:47.96 (10)			2.29	
11	3	PASCAL Christel	FRA	Run1:	Int1:	25.05 (8)	I1-Fin:	28.12 (8)	0.55	
				Fin:	53.17 (7)	1.17				
				Run2:	Int1:	26.56 (9)	I1-Fin:	28.29 (17)	0.25	
				Fin:	54.85 (17)			1.31		
				Total:	Int1:	1:19.73 (7)			1.28	
					Fin:	1:48.02 (11)			2.35	
12	12	SCHLEPER Sarah	USA	Run1:	Int1:	25.54 (14)	I1-Fin:	28.52 (15)	1.04	
				Fin:	54.06 (14)	2.06				
				Run2:	Int1:	26.64 (10)	I1-Fin:	27.34 (5)	0.33	
				Fin:	53.98 (6)			0.44		
				Total:	Int1:	1:20.70 (14)			2.25	
					Fin:	1:48.04 (12)			2.37	
13	8	ROGNMO-BAKKE Trine	NOR	Run1:	Int1:	25.04 (6)	I1-Fin:	28.50 (14)	0.54	
				Fin:	53.54 (11)	1.54				
				Run2:	Int1:	26.80 (12)	I1-Fin:	27.72 (15)	0.49	
				Fin:	54.52 (15)			0.98		
				Total:	Int1:	1:20.34 (12)			1.89	
					Fin:	1:48.06 (13)			2.39	
14	10	EGGER Sabine	AUT	Run1:	Int1:	25.40 (13)	I1-Fin:	28.30 (11)	0.90	
				Fin:	53.70 (13)	1.70				
				Run2:	Int1:	26.95 (16)	I1-Fin:	27.52 (10)	0.64	
				Fin:	54.47 (13)			0.93		
				Total:	Int1:	1:20.65 (13)			2.20	
					Fin:	1:48.17 (14)			2.50	



AUDI FIS SKI WORLD CUP
 9th LADIES SLALOM 2nd RUN
PERFORMANCE ANALYSIS 1



Number of Competitors: 17

Rank	Bib	Name	Nation	Positions			Partials			Difference	
				Pos.	Time	Rank	Pos.	Time	Rank	Time	
15	21	OESTER Marlies	SUI	Run1:	Int1:	25.85	(16)	I1-Fin:	28.99	(16)	1.35
					Fin:	54.84	(16)				2.84
				Run2:	Int1:	26.53	(8)	I1-Fin:	27.49	(8)	0.22
					Fin:	54.02	(7)				0.48
Total:				Int1:	1:21.37	(15)			2.92		
					Fin:	1:48.86	(15)			3.19	
16	5	BERGMANN Monika	GER	Run1:	Int1:	24.85	(4)	I1-Fin:	30.48	(17)	0.35
					Fin:	55.33	(17)				3.33
				Run2:	Int1:	26.38	(3)	I1-Fin:	27.35	(6)	0.07
					Fin:	53.73	(3)				0.19
Total:				Int1:	1:21.71	(17)			3.26		
					Fin:	1:49.06	(16)			3.39	
17	22	PRETNAR Spela	SLO	Run1:	Int1:	25.98	(17)	I1-Fin:	28.47	(12)	1.48
					Fin:	54.45	(15)				2.45
				Run2:	Int1:	27.13	(17)	I1-Fin:	27.52	(10)	0.82
					Fin:	54.65	(16)				1.11
Total:				Int1:	1:21.58	(16)			3.13		
					Fin:	1:49.10	(17)			3.43	

LEGEND

Pos Intermediate or Speed Position **Int1:** Intermediate 1 **Run2** Second Run **Run1** First Run **Fin:** Finish
Total First + Second Run



AUDI FIS SKI WORLD CUP
9th LADIES SLALOM 2nd RUN
PERFORMANCE ANALYSIS 2



Number of Competitors: 24

Bib Name	Nation	Positions			Partials			Difference	
		Pos.	Time	Rank	Pos.	Time	Rank	Time	
1 PEQUEGNOT Laure	FRA	Run1:	Int1:	24.54	(2)	I1-Fin:	27.55	(4)	0.04
			Fin:	52.09	(2)			0.09	
		Run2:	Int1:	26.48	(6)	I1-Fin:	27.18	(2)	0.28
			Fin:	53.66	(2)			0.12	
Total:	Int1:	1:18.57	(3)				0.12		
	Fin:	1:45.75	(2)				0.08		
2 POUTIAINEN Tanja	FIN	Run1:	Int1:	24.94	(8)	I1-Fin:	27.68	(6)	0.44
			Fin:	52.62	(6)			0.62	
		Run2:	Int1:	26.88	(15)	I1-Fin:	27.30	(4)	0.68
			Fin:	54.18	(11)			0.64	
Total:	Int1:	1:19.50	(6)				1.05		
	Fin:	1:46.80	(4)				1.13		
3 PASCAL Christel	FRA	Run1:	Int1:	25.05	(11)	I1-Fin:	28.12	(11)	0.55
			Fin:	53.17	(10)			1.17	
		Run2:	Int1:	26.56	(10)	I1-Fin:	28.29	(17)	0.36
			Fin:	54.85	(17)			1.31	
Total:	Int1:	1:19.73	(8)				1.28		
	Fin:	1:48.02	(11)				2.35		
4 SCHILD Marlies	AUT	Run1:	Int1:	24.66	(4)	I1-Fin:	27.34	(2)	0.16
			Fin:	52.00	(1)			0.00	
		Run2:	Int1:	26.91	(16)	I1-Fin:	26.99	(1)	0.71
			Fin:	53.90	(4)			0.36	
Total:	Int1:	1:18.91	(4)				0.46		
	Fin:	1:45.90	(3)				0.23		
5 BERGMANN Monika	GER	Run1:	Int1:	24.85	(6)	I1-Fin:	30.48	(21)	0.35
			Fin:	55.33	(21)			3.33	
		Run2:	Int1:	26.38	(4)	I1-Fin:	27.35	(6)	0.18
			Fin:	53.73	(3)			0.19	
Total:	Int1:	1:21.71	(18)				3.26		
	Fin:	1:49.06	(16)				3.39		
6 KOSTELIC Janica	CRO	Run1:	Int1:	24.50	(1)	I1-Fin:	27.62	(5)	0.00
			Fin:	52.12	(3)			0.12	
		Run2:	Int1:	26.20	(1)	I1-Fin:			0.00
			Fin:	DNF					
Total:	Int1:								
	Fin:	DNF							



AUDI FIS SKI WORLD CUP
9th LADIES SLALOM 2nd RUN
PERFORMANCE ANALYSIS 2



Number of Competitors: 24

Bib	Name	Nation	Positions			Partials			Difference
			Pos.	Time	Rank	Pos.	Time	Rank	Time
7	PAERSON Anja	SWE	Run1:	Int1: 25.15 (12)		I1-Fin: 27.87 (7)		0.65	
				Fin: 53.02 (8)				1.02	
			Run2:	Int1: 26.31 (2)		I1-Fin: 27.84 (16)		0.11	
				Fin: 54.15 (10)				0.61	
			Total:	Int1: 1:19.33 (5)				0.88	
				Fin: 1:47.17 (6)				1.50	
8	ROGNMO-BAKKE Trine	NOR	Run1:	Int1: 25.04 (9)		I1-Fin: 28.50 (17)		0.54	
				Fin: 53.54 (14)				1.54	
			Run2:	Int1: 26.80 (13)		I1-Fin: 27.72 (15)		0.60	
				Fin: 54.52 (15)				0.98	
			Total:	Int1: 1:20.34 (13)				1.89	
				Fin: 1:48.06 (13)				2.39	
9	KOZNICK Kristina	USA	Run1:	Int1: 24.62 (3)		I1-Fin: 27.51 (3)		0.12	
				Fin: 52.13 (4)				0.13	
			Run2:	Int1: 26.32 (3)		I1-Fin: 27.22 (3)		0.12	
				Fin: 53.54 (1)				0.00	
			Total:	Int1: 1:18.45 (2)				0.00	
				Fin: 1:45.67 (1)				0.00	
10	EGGER Sabine	AUT	Run1:	Int1: 25.40 (16)		I1-Fin: 28.30 (14)		0.90	
				Fin: 53.70 (16)				1.70	
			Run2:	Int1: 26.95 (17)		I1-Fin: 27.52 (10)		0.75	
				Fin: 54.47 (13)				0.93	
			Total:	Int1: 1:20.65 (14)				2.20	
				Fin: 1:48.17 (14)				2.50	
11	GERG Annemarie	GER	Run1:	Int1: 24.66 (4)		I1-Fin: 27.99 (10)		0.16	
				Fin: 52.65 (7)				0.65	
			Run2:	Int1:		I1-Fin:			
				Fin: DNF					
			Total:	Int1:					
				Fin: DNF					
12	SCHLEPER Sarah	USA	Run1:	Int1: 25.54 (18)		I1-Fin: 28.52 (18)		1.04	
				Fin: 54.06 (17)				2.06	
			Run2:	Int1: 26.64 (11)		I1-Fin: 27.34 (5)		0.44	
				Fin: 53.98 (6)				0.44	
			Total:	Int1: 1:20.70 (15)				2.25	
				Fin: 1:48.04 (12)				2.37	
13	ERTL Martina	GER	Run1:	Int1: 25.22 (13)		I1-Fin: 27.91 (9)		0.72	
				Fin: 53.13 (9)				1.13	
			Run2:	Int1: 26.46 (5)		I1-Fin: 27.45 (7)		0.26	
				Fin: 53.91 (5)				0.37	
			Total:	Int1: 1:19.59 (7)				1.14	
				Fin: 1:47.04 (5)				1.37	
14	HOSP Nicole	AUT	Run1:	Int1: 24.89 (7)		I1-Fin: 27.32 (1)		0.39	
				Fin: 52.21 (5)				0.21	
			Run2:	Int1:		I1-Fin:			
				Fin: DNF					
			Total:	Int1:					
				Fin: DNF					



AUDI FIS SKI WORLD CUP
9th LADIES SLALOM 2nd RUN
PERFORMANCE ANALYSIS 2



Number of Competitors: 24

Bib	Name	Nation	Positions			Partials			Difference	
			Pos.	Time	Rank	Pos.	Time	Rank	Time	
15	GIUS Nicole	ITA	Run1:	Int1:	25.04	(9)	I1-Fin:	28.48	(16)	0.54
			Fin:	53.52	(13)	1.52				
			Run2:	Int1:	26.50	(7)	I1-Fin:	27.57	(12)	0.30
			Fin:	54.07	(8)	0.53				
Total:	Int1:	1:20.02	(9)				1.57			
Fin:	1:47.59	(7)					1.92			
16	GOERGL Elisabeth	AUT	Run1:	Int1:	25.52	(17)	I1-Fin:			1.02
			Fin:	DNF						
			Run2:	Int1:			I1-Fin:			
			Fin:	DNF						
Total:	Int1:									
Fin:	DNF									
17	ZAHROBSKA Sarka	CZE	Run1:	Int1:			I1-Fin:			
			Fin:	DNF						
			Run2:	Int1:			I1-Fin:			
			Fin:	DNF						
Total:	Int1:									
Fin:	DNF									
18	RIEGLER Claudia	NZE	Run1:	Int1:			I1-Fin:			
			Fin:	DNF						
			Run2:	Int1:			I1-Fin:			
			Fin:	DNF						
Total:	Int1:									
Fin:	DNF									
19	OTTOSSON Anna	SWE	Run1:	Int1:	25.59	(19)	I1-Fin:	27.87	(7)	1.09
			Fin:	53.46	(11)	1.46				
			Run2:	Int1:	26.83	(14)	I1-Fin:	27.67	(14)	0.63
			Fin:	54.50	(14)	0.96				
Total:	Int1:	1:20.29	(11)				1.84			
Fin:	1:47.96	(10)					2.29			
20	EKMAN Susanne	SWE	Run1:	Int1:	25.80	(20)	I1-Fin:	28.86	(19)	1.30
			Fin:	54.66	(19)	2.66				
			Run2:	Int1:			I1-Fin:			
			Fin:	DNF						
Total:	Int1:									
Fin:	DNF									
21	OESTER Marlies	SUI	Run1:	Int1:	25.85	(21)	I1-Fin:	28.99	(20)	1.35
			Fin:	54.84	(20)	2.84				
			Run2:	Int1:	26.53	(9)	I1-Fin:	27.49	(8)	0.33
			Fin:	54.02	(7)	0.48				
Total:	Int1:	1:21.37	(16)				2.92			
Fin:	1:48.86	(15)					3.19			
22	PRETNAR Spela	SLO	Run1:	Int1:	25.98	(22)	I1-Fin:	28.47	(15)	1.48
			Fin:	54.45	(18)	2.45				
			Run2:	Int1:	27.13	(18)	I1-Fin:	27.52	(10)	0.93
			Fin:	54.65	(16)	1.11				
Total:	Int1:	1:21.58	(17)				3.13			
Fin:	1:49.10	(17)					3.43			



AUDI FIS SKI WORLD CUP
 9th LADIES SLALOM 2nd RUN
PERFORMANCE ANALYSIS 2



Number of Competitors: 24


Bib	Name	Nation	Positions			Partials			Difference	
			Pos.	Time	Rank	Pos.	Time	Rank	Time	
23	TRUPPE Karin	AUT	Run1:	Int1:	25.33	(15)	I1-Fin:	28.27	(12)	0.83
				Fin:	53.60	(15)				1.60
			Run2:	Int1:	26.69	(12)	I1-Fin:	27.49	(8)	0.49
				Fin:	54.18	(11)				0.64
	Total:	Int1:	1:20.29	(11)			1.84			
			Fin:	1:47.78	(9)			2.11		
24	KIRCHGASSER Michaela	AUT	Run1:	Int1:	25.23	(14)	I1-Fin:	28.28	(13)	0.73
				Fin:	53.51	(12)				1.51
			Run2:	Int1:	26.52	(8)	I1-Fin:	27.62	(13)	0.32
				Fin:	54.14	(9)				0.60
	Total:	Int1:	1:20.03	(10)			1.58			
			Fin:	1:47.65	(8)			1.98		

LEGEND

Pos Intermediate or Speed Position **Int1:** Intermediate 1 **Run2** Second Run **Run1** First Run **Fin:** Finish
Total First + Second Run **DNF** Did Not Finish



AUDI FIS SKI WORLD CUP



AUDI FIS SKI WORLD CUP AFTER 10th LADIES SLALOM SLALOM FIS WCSL LIST

Number of Competitors: 52

Rank	FIS Code	Name	Nation	Competition Dates and Locations										WCSL-SL			
				1	2	3	4	5	6	7	8	9	10	Base	- X	+ Y	= WCSL-SL
1	385022	KOSTELIC Janica	CRO	100	80	50	100	100	100	80	100	100	-	352	352	810	810
2	505483	PAERSON Anja	SWE	18	100	100	-	-	60	100	50	80	40	540	540	548	548
3	55590	SCHILD Marlies	AUT	45	60	22	-	40	36	50	80	29	60	134	134	422	422
4	185140	POUTIAINEN Tanja	FIN	12	18	80	80	-	50	32	26	45	50	301	301	393	393
5	195377	PASCAL Christel	FRA	80	45	26	14	80	13	45	22	32	24	312	312	381	381
6	195249	PEQUEGNOT Laure	FRA	50	-	40	-	50	36	45	36	40	80	677	677	377	377
7	55690	HOSP Nicole	AUT	32	50	60	-	-	24	60	60	-	-	-	-	286	286
8	205636	BERGMANN Monika	GER	20	24	16	50	26	40	9	20	60	-	304	304	265	265
9	295435	GIUS Nicole	ITA	29	36	20	18	60	13	2	-	50	36	49	49	264	264
10	205378	ERTL Martina	GER	24	32	32	13	-	36	10	-	36	45	202	202	228	228
11	535825	KOZNICK Kristina	USA	13	-	11	26	-	26	36	-	-	100	518	518	212	212
12	515268	NEF Sonja	SUI	36	40	8	36	-	45	-	40	-	-	330	330	205	205
13	55302	EGGER Sabine	AUT	60	26	36	-	-	3	3	29	18	18	111	111	193	193
14	536481	SCHLEPER Sarah	USA	40	-	24	36	45	14	-	-	5	22	254	254	186	186
15	205115	GERG Annemarie	GER	16	11	18	45	36	18	-	-	22	-	62	62	166	166
15	505187	OTTOSSON Anna	SWE	15	22	-	-	-	16	16	45	26	26	55	55	166	166
17	425051	ROGNMO-BAKKE Trine	NOR	14	20	13	22	32	-	26	-	-	20	177	177	147	147
18	515370	OESTER Marlies	SUI	10	29	10	11	-	9	-	18	20	16	261	261	123	123
19	55576	GOERGL Elisabeth	AUT	-	-	12	-	20	80	-	-	-	-	-	-	112	112
20	155415	ZAHROBSKA Sarka	CZE	-	-	45	8	18	-	12	-	24	-	-	-	107	107
21	415069	RIEGLER Claudia	NZE	11	9	1	60	-	-	18	-	-	-	48	48	99	99
22	55359	TRUPPE Karin	AUT	-	-	-	29	-	8	16	-	11	29	10	10	93	93
23	505271	EKMAN Susanne	SWE	22	10	5	-	22	-	24	-	8	-	44	44	91	91
24	195215	VIDAL Vanessa	FRA	-	5	3	40	16	22	-	-	-	-	200	200	86	86
25	385027	FLEISS Nika	CRO	26	-	-	-	13	-	-	32	-	-	22	22	71	71
26	295265	CERESA Annalisa	ITA	-	13	-	9	-	7	13	24	-	-	-	-	66	66
27	565097	PRETNAR Spela	SLO	-	18	9	15	-	5	4	-	13	-	126	126	64	64
28	296259	MOELGG Manuela	ITA	-	-	6	-	29	-	11	16	-	-	-	-	62	62





AUDI FIS SKI WORLD CUP



AUDI FIS SKI WORLD CUP AFTER 10th LADIES SLALOM SLALOM FIS WCSL LIST

Number of Competitors: 52

Rank	FIS Code	Name	Nation	Competition Dates and Locations										Base - X + Y = WCSL-SL			
				1	2	3	4	5	6	7	8	9	10				
29	515092	GRUENENFELDER Corina	SUI	4	14	-	-	-	2	29	-	12	-	128	128	61	61
30	425380	BREMSETH Lisa	NOR	-	-	-	10	26	1	5	-	14	-	-	-	56	56
31	425359	BERNTSEN Hedda	NOR	-	4	7	16	-	6	22	-	-	-	107	107	55	55
32	106022	JANYK Britt	CAN	-	7	-	12	-	15	-	-	16	-	14	14	50	50
33	55388	RAICH Carina	AUT	-	6	29	7	-	-	7	-	-	-	154	154	49	49
33	55691	SPONRING Christine	AUT	-	12	15	-	-	-	22	-	-	-	119	119	49	49
35	425458	VIKEN Line	NOR	-	3	-	20	16	-	-	-	9	-	9	9	48	48
36	565207	DABIC Lea	SLO	5	18	-	-	-	20	-	-	-	-	41	41	43	43
37	55759	KIRCHGASSER Michaela	AUT	-	-	-	-	-	-	8	-	-	32	32	32	40	40
38	185058	RAITA Henna	FIN	8	-	14	-	-	11	-	-	-	-	144	144	33	33
39	537772	STIEGLER Resi	USA	-	-	-	24	-	-	-	-	-	-	-	-	24	24
40	206001	RIESCH Maria	GER	-	-	2	6	-	-	14	-	-	-	10	10	22	22
41	495065	RIENDA CONTRERAS M.	SPA	7	-	-	-	12	-	-	-	-	-	40	40	19	19
42	295738	BACHMANN Silke	ITA	-	-	4	-	14	-	-	-	-	-	7	7	18	18
42	296008	MERIGHETTI Daniela	ITA	3	-	-	-	11	4	-	-	-	-	-	-	18	18
44	537545	MANCUSO Julia	USA	6	-	-	-	-	11	-	-	-	-	-	-	17	17
45	296073	MORANDINI Claudia	ITA	-	-	-	-	-	-	-	-	15	-	-	-	15	15
46	565004	BOKAL Natasa	SLO	2	8	-	-	-	-	-	-	-	-	87	87	10	10
46	155047	ZAKOURILOVA Petra	CZE	-	-	-	-	-	-	-	-	10	-	3	3	10	10
48	225018	CARRICK-ANDERSON E.	GBR	9	-	-	-	-	-	-	-	-	-	3	3	9	9
49	505335	HULTDIN Malin	SWE	-	-	-	-	-	-	-	-	7	-	-	-	7	7
50	105741	FORSYTH Allison	CAN	-	-	-	-	-	-	-	-	6	-	30	30	6	6
50	295445	KARBON Denise	ITA	-	-	-	-	-	-	6	-	-	-	13	13	6	6
52	195912	DE LEYMARIE Florine	FRA	-	-	-	-	-	-	-	-	4	-	-	-	4	4





AUDI FIS SKI WORLD CUP



AUDI FIS SKI WORLD CUP AFTER 10th LADIES SLALOM SLALOM FIS WCSL LIST

Number of Competitors per Nation until 60th position

AUT : 8	CAN : 2	CRO : 2	CZE : 2	FIN : 2	FRA : 4
GBR : 1	GER : 4	ITA : 7	NOR : 4	NZE : 1	SLO : 3
SPA : 1	SUI : 3	SWE : 4	USA : 4		

LEGEND

Base Last season WCSL points
X (Base / number of planned races in the current season) * number of completed races in the current season
Y WC points won in the current season
WCSL-SL World Cup Start List points for Slalom

15-03-2003 / Lillehammer (NOR) / 5629

Page 3/3

www.fis-ski.com

Generation Date: SAT 15 MAR 2003


Time: 12:00 Swatch Internet Time: @500

Document: 60A 1.0

swatch[®] 



AUDI FIS SKI WORLD CUP




AUDI FIS SKI WORLD CUP AFTER 10th LADIES SLALOM OVERALL FIS WCSL LIST

Number of Competitors: 131

Rank	FIS Code	Name	Nation	WCSL	DH	SL	GS	SG	K
1	385022	KOSTELIC Janica	CRO	1809	136 (13)	810 (1)	382 (4)	281 (9)	200 (1)
2	55198	DORFMEISTER Michaela	AUT	1198	394 (2)	–	370 (5)	398 (3)	36 (13)
3	505483	PAERSON Anja	SWE	1191	–	548 (2)	613 (1)	30 (35)	–
4	295342	PUTZER Karen	ITA	1075	143 (12)	–	488 (2)	394 (5)	50 (10)
5	205378	ERTL Martina	GER	964	67 (23)	228 (10)	258 (9)	291 (7)	120 (2)
6	195374	MONTILLET Carole	FRA	936	349 (3)	–	76 (26)	511 (1)	–
7	55069	GOETSCHL Renate	AUT	911	413 (1)	–	8 (50)	490 (2)	–
8	55212	MEISSNITZER Alexandra	AUT	901	219 (7)	–	287 (7)	395 (4)	–
9	536138	CLARK Kirsten L	USA	728	316 (4)	–	62 (32)	332 (6)	18 (19)
10	55690	HOSP Nicole	AUT	638	–	286 (7)	272 (8)	–	80 (6)
11	515268	NEF Sonja	SUI	629	–	205 (12)	424 (3)	–	–
12	185140	POUTIAINEN Tanja	FIN	601	–	393 (4)	208 (16)	–	–
13	55261	OBERMOSER Brigitte	AUT	585	180 (9)	–	144 (20)	239 (13)	22 (17)
14	515098	REY BELLET Corinne	SUI	566	310 (5)	–	14 (43)	242 (12)	–
15	205117	GERG Hilde	GER	512	214 (8)	–	17 (41)	281 (9)	–
16	55590	SCHILD Marlies	AUT	472	–	422 (3)	–	–	50 (10)
17	105546	TURGEON Melanie	CAN	452	249 (6)	–	–	203 (14)	–
18	295136	CECCARELLI Daniela	ITA	449	136 (13)	–	9 (48)	289 (8)	15 (22)
19	505187	OTTOSSON Anna	SWE	417	–	166 (15)	219 (14)	32 (34)	–
20	536477	MENDES Jonna	USA	407	153 (10)	–	3 (58)	251 (11)	–
21	195377	PASCAL Christel	FRA	398	–	381 (5)	17 (41)	–	–
22	195249	PEQUEGNOT Laure	FRA	378	–	377 (6)	1 (66)	–	–
23	536473	LALIVE Caroline	USA	345	90 (19)	–	67 (29)	136 (15)	52 (9)
24	295435	GIUS Nicole	ITA	331	–	264 (9)	67 (29)	–	–
25	295445	KARBON Denise	ITA	306	–	6 (50)	300 (6)	–	–
26	536481	SCHLEPER Sarah	USA	301	–	186 (14)	115 (22)	–	–
27	535825	KOZNICK Kristina	USA	300	–	212 (11)	88 (24)	–	–
28	206001	RIESCH Maria	GER	278	115 (17)	22 (40)	12 (45)	24 (38)	105 (3)
29	495065	RIENDA CONTRERAS M.	SPA	274	–	19 (41)	255 (10)	–	–
30	515370	OESTER Marlies	SUI	272	–	123 (18)	49 (35)	–	100 (4)
30	106056	SIMARD Genevieve	CAN	272	–	–	114 (23)	120 (16)	38 (12)
32	205636	BERGMANN Monika	GER	265	–	265 (8)	–	–	–
33	425001	FLEMMEN Andrine	NOR	254	–	–	254 (11)	–	–
34	55313	ROHREGGER Eveline	AUT	247	–	–	149 (19)	98 (19)	–
35	565243	MAZE Tina	SLO	238	–	–	238 (12)	–	–
36	195671	JACQUEMOD Ingrid	FRA	236	153 (10)	–	–	83 (20)	–



AUDI FIS SKI WORLD CUP



AUDI FIS SKI WORLD CUP AFTER 10th LADIES SLALOM OVERALL FIS WCSL LIST

Number of Competitors: 131

Rank	FIS Code	Name	Nation	WCSL	DH	SL	GS	SG	K
37	295588	KOSTNER Isolde	ITA	227	118 (16)	–	3 (58)	106 (18)	–
38	355002	HEEB–BATLINER Birgit	LIE	224	–	–	224 (13)	–	–
39	105741	FORSYTH Allison	CAN	217	–	6 (50)	211 (15)	–	–
40	515409	BERTHOD Sylviane	SUI	209	136 (13)	–	–	73 (23)	–
41	106022	JANYK Britt	CAN	207	–	50 (32)	157 (18)	–	–
42	537545	MANCUSO Julia	USA	195	44 (27)	17 (44)	–	53 (25)	81 (5)
43	55302	EGGER Sabine	AUT	193	–	193 (13)	–	–	–
44	505632	LINDELL–VIKARBY Jessica	SWE	191	56 (25)	–	52 (33)	22 (40)	61 (7)
45	55576	GOERGL Elisabeth	AUT	178	–	112 (19)	66 (31)	–	–
46	55539	BERGER Silvia	AUT	172	–	–	123 (21)	49 (27)	–
47	205115	GERG Annemarie	GER	169	–	166 (15)	3 (58)	–	–
47	565037	SUHADOLC Mojca	SLO	169	60 (24)	–	–	109 (17)	–
49	425389	NILSEN Stina Hofgard	NOR	166	–	–	166 (17)	–	–
50	155415	ZAHROBSKA Sarka	CZE	162	–	107 (20)	–	–	55 (8)
51	515573	AUFDENBLATTEN Fraenzi	SUI	159	–	–	68 (27)	75 (22)	16 (20)
52	515348	BORGHI Catherine	SUI	155	114 (18)	–	–	25 (36)	16 (20)
52	296259	MOELGG Manuela	ITA	155	–	62 (28)	68 (27)	1 (55)	24 (15)
54	425051	ROGNMO–BAKKE Trine	NOR	147	–	147 (17)	–	–	–
54	55538	WIRTH Katja	AUT	147	81 (20)	–	–	52 (26)	14 (23)
56	205392	HAEUSL Regina	GER	113	78 (21)	–	–	35 (32)	–
57	105997	BRYDON Emily	CAN	105	4 (46)	–	–	77 (21)	24 (15)
58	515403	MUELLER Tamara	SUI	104	41 (28)	–	–	63 (24)	–
59	415069	RIEGLER Claudia	NZE	99	–	99 (21)	–	–	–
60	505271	EKMAN Susanne	SWE	98	–	91 (23)	7 (52)	–	–
60	296008	MERIGHETTI Daniela	ITA	98	–	18 (42)	80 (25)	–	–
62	55359	TRUPPE Karin	AUT	93	–	93 (22)	–	–	–
63	205820	HUBER Isabelle	GER	89	73 (22)	–	–	16 (44)	–
64	195215	VIDAL Vanessa	FRA	86	–	86 (24)	–	–	–
65	55691	SPONRING Christine	AUT	82	32 (32)	49 (33)	1 (66)	–	–
66	195503	SUCHET Melanie	FRA	73	36 (30)	–	1 (66)	36 (31)	–
67	385027	FLEISS Nika	CRO	71	–	71 (25)	–	–	–
68	565097	PRETNAR Spela	SLO	68	–	64 (27)	4 (55)	–	–
69	295265	CERESA Annalisa	ITA	66	–	66 (26)	–	–	–
70	565207	DABIC Lea	SLO	65	–	43 (36)	–	–	22 (17)
71	536884	LUDLOW Libby	USA	64	16 (37)	–	–	48 (28)	–
72	295738	BACHMANN Silke	ITA	62	–	18 (42)	44 (36)	–	–



AUDI FIS SKI WORLD CUP



AUDI FIS SKI WORLD CUP AFTER 10th LADIES SLALOM OVERALL FIS WCSL LIST

Number of Competitors: 131

Rank	FIS Code	Name	Nation	WCSL	DH	SL	GS	SG	K
72	515429	DUMERMUTH Monika	SUI	62	38 (29)	–	–	24 (38)	–
74	515092	GRUENENFELDER Corina	SUI	61	–	61 (29)	–	–	–
74	55052	SCHNEIDER Tanja	AUT	61	3 (48)	–	14 (43)	44 (29)	–
74	55596	WILHELM Kathrin	AUT	61	55 (26)	–	–	6 (50)	–
77	295533	RECCHIA Lucia	ITA	58	14 (38)	–	–	44 (29)	–
78	425380	BREMSETH Lisa	NOR	56	–	56 (30)	–	–	–
79	425359	BERNTSEN Hedda	NOR	55	–	55 (31)	–	–	–
80	295927	PLANATSCHER Maddalena	ITA	50	–	–	50 (34)	–	–
80	537772	STIEGLER Resi	USA	50	–	24 (39)	–	–	26 (14)
82	55388	RAICH Carina	AUT	49	–	49 (33)	–	–	–
83	425458	VIKEN Line	NOR	48	–	48 (35)	–	–	–
84	505260	HARGIN Janette	SWE	44	19 (36)	–	3 (58)	22 (40)	–
85	55290	HEREGGER Selina	AUT	42	11 (40)	–	9 (48)	22 (40)	–
86	565109	DOVZAN Alenka	SLO	41	–	–	41 (37)	–	–
87	55759	KIRCHGASSER Michaela	AUT	40	–	40 (37)	–	–	–
87	515170	STYGER Nadia	SUI	40	20 (34)	–	5 (54)	15 (45)	–
89	535529	MONAHAN Kathleen	USA	39	14 (38)	–	–	25 (36)	–
89	495318	RUIZ CASTILLO Carolina	SPA	39	–	–	4 (55)	35 (32)	–
91	515496	IMLIG Corinne	SUI	35	35 (31)	–	–	–	–
92	185058	RAITA Henna	FIN	33	–	33 (38)	–	–	–
93	295463	BASSIS Patrizia	ITA	30	9 (42)	–	–	21 (43)	–
94	195868	MEILLEUR Karine	FRA	29	22 (33)	–	–	7 (48)	–
95	515095	KUMMER Lilian	SUI	27	–	–	27 (38)	–	–
96	505084	NOWEN Ylva	SWE	26	–	–	26 (39)	–	–
97	195927	LAZIER Laurence	FRA	24	–	–	24 (40)	–	–
98	515560	SCHILD Martina	SUI	20	20 (34)	–	–	–	–
99	296073	MORANDINI Claudia	ITA	15	–	15 (45)	–	–	–
100	295449	KLEON Barbara	ITA	14	–	–	1 (66)	13 (46)	–
101	385032	JELUSIC Ana	CRO	12	–	–	12 (45)	–	–
102	55383	BLASER Karin	AUT	11	11 (40)	–	–	–	–
103	565004	BOKAL Natasa	SLO	10	–	10 (46)	–	–	–
103	295807	VIERIN Sonia	ITA	10	–	–	10 (47)	–	–
103	155047	ZAKOURILOVA Petra	CZE	10	–	10 (46)	–	–	–
106	225018	CARRICK-ANDERSON Emma	GBR	9	–	9 (48)	–	–	–
106	55339	LECHNER Martina	AUT	9	–	–	–	9 (47)	–
108	515534	DICHT Erika	SUI	8	–	–	8 (50)	–	–



AUDI FIS SKI WORLD CUP



AUDI FIS SKI WORLD CUP AFTER 10th LADIES SLALOM OVERALL FIS WCSL LIST

Number of Competitors: 131

Rank	FIS Code	Name	Nation	WCSL	DH	SL	GS	SG	K
108	536479	POWERS Alison	USA	8	8 (43)	-	-	-	-
110	505335	HULTDIN Malin	SWE	7	-	7 (49)	-	-	-
110	515166	PIEREN Tanja	SUI	7	-	-	-	7 (48)	-
112	537446	MCCARTY Bryna	USA	6	6 (44)	-	-	-	-
112	55588	RUMPFHUBER Ingrid	AUT	6	6 (44)	-	-	-	-
112	515766	SUTER Fabienne	SUI	6	-	-	6 (53)	-	-
115	295462	MAJ Chiara	ITA	5	-	-	-	5 (51)	-
116	225206	ALCOTT Chimene	GBR	4	-	-	-	4 (52)	-
116	565136	BRACUN Spela	SLO	4	4 (46)	-	-	-	-
116	195912	DE LEYMARIE Florine	FRA	4	-	4 (52)	-	-	-
116	495107	GALINDO SANTOLARIA Ana	SPA	4	-	-	4 (55)	-	-
116	205119	HALTMAYR Petra	GER	4	2 (50)	-	2 (64)	-	-
121	195193	DUVILLARD Kristina	FRA	3	-	-	3 (58)	-	-
121	195920	GIVELET Anne-Laure	FRA	3	-	-	-	3 (53)	-
121	537544	KILDOW Lindsey C.	USA	3	3 (48)	-	-	-	-
121	195291	PELLAT-FINET Caroline	FRA	3	-	-	3 (58)	-	-
121	295800	TAGLIABUE Elena	ITA	3	-	-	-	3 (53)	-
126	485217	ALIEVA Olesja	RUS	2	-	-	2 (64)	-	-
127	515478	ALPIGER Ella	SUI	1	1 (51)	-	-	-	-
127	155333	HRSTKOVA Lucie	CZE	1	-	-	1 (66)	-	-
127	105903	PRCHAL Anna	CAN	1	-	-	1 (66)	-	-
127	55075	SCHUSTER Stefanie	AUT	1	-	-	1 (66)	-	-
127	195273	SEKINO Fujiko	FRA	1	-	-	1 (66)	-	-

LEGEND

GS Giant Slalom points **SG** Super-G points **DH** Downhill points **WCSL** Overall points **SL** Slalom points
K Combined points

15-03-2003 / Lillehammer (NOR) / 5629

Page 4/4

www.fis-ski.com

Generation Date: SAT 15 MAR 2003


Time: 12:00 Swatch Internet Time: @500

Document: 60B 1.0





AUDI FIS SKI WORLD CUP




AUDI FIS SKI WORLD CUP AFTER 9th LADIES SLALOM SLALOM FIS WORLD CUP STANDINGS

Number of Competitors: 52

Rank	FIS Code	Name	Nation	Competition Dates and Locations									WC-SL Diff.
				1	2	3	4	5	6	7	8	9	
1	385022	KOSTELIC Janica	CRO	100	80	50	100	100	100	80	100	-	710
2	505483	PAERSON Anja	SWE	18	100	100	-	-	60	100	80	40	498 - 212
3	185140	POUTIAINEN Tanja	FIN	12	18	80	80	-	50	32	45	50	367 - 343
4	195377	PASCAL Christel	FRA	80	45	26	14	80	13	45	32	24	359 - 351
5	55590	SCHILD Marlies	AUT	45	60	22	-	40	36	50	29	60	342 - 368
6	195249	PEQUEGNOT Laure	FRA	50	-	40	-	50	36	45	40	80	341 - 369
7	295435	GIUS Nicole	ITA	29	36	20	18	60	13	2	50	36	264 - 446
8	205636	BERGMANN Monika	GER	20	24	16	50	26	40	9	60	-	245 - 465
9	205378	ERTL Martina	GER	24	32	32	13	-	36	10	36	45	228 - 482
10	55690	HOSP Nicole	AUT	32	50	60	-	-	24	60	-	-	226 - 484
11	535825	KOZNICK Kristina	USA	13	-	11	26	-	26	36	-	100	212 - 498
12	536481	SCHLEPER Sarah	USA	40	-	24	36	45	14	-	5	22	186 - 524
13	205115	GERG Annemarie	GER	16	11	18	45	36	18	-	22	-	166 - 544
14	515268	NEF Sonja	SUI	36	40	8	36	-	45	-	-	-	165 - 545
15	55302	EGGER Sabine	AUT	60	26	36	-	-	3	3	18	18	164 - 546
16	425051	ROGNMO-BAKKE Trine	NOR	14	20	13	22	32	-	26	-	20	147 - 563
17	505187	OTTOSSON Anna	SWE	15	22	-	-	-	16	16	26	26	121 - 589
18	55576	GOERGL Elisabeth	AUT	-	-	12	-	20	80	-	-	-	112 - 598
19	155415	ZAHROBSKA Sarka	CZE	-	-	45	8	18	-	12	24	-	107 - 603
20	515370	OESTER Marlies	SUI	10	29	10	11	-	9	-	20	16	105 - 605
21	415069	RIEGLER Claudia	NZE	11	9	1	60	-	-	18	-	-	99 - 611
22	55359	TRUPPE Karin	AUT	-	-	-	29	-	8	16	11	29	93 - 617
23	505271	EKMAN Susanne	SWE	22	10	5	-	22	-	24	8	-	91 - 619
24	195215	VIDAL Vanessa	FRA	-	5	3	40	16	22	-	-	-	86 - 624
25	565097	PRETNAR Spela	SLO	-	18	9	15	-	5	4	13	-	64 - 646
26	515092	GRUENENFELDER Corina	SUI	4	14	-	-	-	2	29	12	-	61 - 649
27	425380	BREMSETH Lisa	NOR	-	-	-	10	26	1	5	14	-	56 - 654
28	425359	BERNTSEN Hedda	NOR	-	4	7	16	-	6	22	-	-	55 - 655



AUDI FIS SKI WORLD CUP



AUDI FIS SKI WORLD CUP AFTER 9th LADIES SLALOM SLALOM FIS WORLD CUP STANDINGS

Number of Competitors: 52

Rank	FIS Code	Name	Nation	Race Dates and Locations									WC-SL Diff.	
				1	2	3	4	5	6	7	8	9		
29	106022	JANYK Britt	CAN	-	7	-	12	-	15	-	16	-	50	-660
30	55388	RAICH Carina	AUT	-	6	29	7	-	-	7	-	-	49	-661
30	55691	SPONRING Christine	AUT	-	12	15	-	-	-	22	-	-	49	-661
32	425458	VIKEN Line	NOR	-	3	-	20	16	-	-	9	-	48	-662
33	296259	MOELGG Manuela	ITA	-	-	6	-	29	-	11	-	-	46	-664
34	565207	DABIC Lea	SLO	5	18	-	-	-	20	-	-	-	43	-667
35	295265	CERESA Annalisa	ITA	-	13	-	9	-	7	13	-	-	42	-668
36	55759	KIRCHGASSER Michaela	AUT	-	-	-	-	-	-	8	-	32	40	-670
37	385027	FLEISS Nika	CRO	26	-	-	-	13	-	-	-	-	39	-671
38	185058	RAITA Henna	FIN	8	-	14	-	-	11	-	-	-	33	-677
39	537772	STIEGLER Resi	USA	-	-	-	24	-	-	-	-	-	24	-686
40	206001	RIESCH Maria	GER	-	-	2	6	-	-	14	-	-	22	-688
41	495065	RIENDA CONTRERAS M.	SPA	7	-	-	-	12	-	-	-	-	19	-691
42	295738	BACHMANN Silke	ITA	-	-	4	-	14	-	-	-	-	18	-692
42	296008	MERIGHETTI Daniela	ITA	3	-	-	-	11	4	-	-	-	18	-692
44	537545	MANCUSO Julia	USA	6	-	-	-	-	11	-	-	-	17	-693
45	296073	MORANDINI Claudia	ITA	-	-	-	-	-	-	-	15	-	15	-695
46	565004	BOKAL Natasa	SLO	2	8	-	-	-	-	-	-	-	10	-700
46	155047	ZAKOURILOVA Petra	CZE	-	-	-	-	-	-	-	10	-	10	-700
48	225018	CARRICK-ANDERSON E.	GBR	9	-	-	-	-	-	-	-	-	9	-701
49	505335	HULTDIN Malin	SWE	-	-	-	-	-	-	-	7	-	7	-703
50	105741	FORSYTH Allison	CAN	-	-	-	-	-	-	-	6	-	6	-704
50	295445	KARBON Denise	ITA	-	-	-	-	-	-	6	-	-	6	-704
52	195912	DE LEYMARIE Florine	FRA	-	-	-	-	-	-	-	4	-	4	-706

LEGEND

WC-SL World Cup points for Slalom Diff. Points Difference

15-03-2003 / Lillehammer (NOR) / 5629

Page 2/2

www.fis-ski.com

Generation Date: SAT 15 MAR 2003


Time: 12:00 Swatch Internet Time: @500

Document: 25 1.0





AUDI FIS SKI WORLD CUP



AUDI FIS SKI WORLD CUP

AFTER 9th LADIES SLALOM

OVERALL FIS WORLD CUP STANDINGS

Number of Competitors: 125

Rank	FIS Code	Name	Nation	Points	DH	SL	GS	SG	K
					6 races	9 races	8 races	8 races	1 race
1	385022	KOSTELIC Janica	CRO	1570	136 (11)	710 (1)	343 (3)	281 (7)	100 (1)
2	295342	PUTZER Karen	ITA	1000	143 (9)	–	413 (2)	394 (3)	50 (4)
3	505483	PAERSON Anja	SWE	997	–	498 (2)	469 (1)	30 (34)	–
4	55198	DORFMEISTER Michaela	AUT	972	372 (1)	–	266 (6)	298 (5)	36 (7)
5	205378	ERTL Martina	GER	872	67 (23)	228 (9)	230 (9)	267 (9)	80 (2)
6	195374	MONTILLET Carole	FRA	869	313 (4)	–	63 (27)	493 (1)	–
7	55069	GOETSCHL Renate	AUT	830	368 (2)	–	4 (51)	458 (2)	–
8	55212	MEISSNITZER Alexandra	AUT	752	139 (10)	–	263 (7)	350 (4)	–
9	536138	CLARK Kirsten L	USA	643	316 (3)	–	57 (29)	252 (10)	18 (14)
10	185140	POUTIAINEN Tanja	FIN	551	–	367 (3)	184 (12)	–	–
11	55261	OBERMOSER Brigitte	AUT	499	130 (12)	–	134 (18)	213 (11)	22 (12)
12	55690	HOSP Nicole	AUT	498	–	226 (10)	272 (5)	–	–
13	515268	NEF Sonja	SUI	494	–	165 (14)	329 (4)	–	–
14	205117	GERG Hilde	GER	491	196 (6)	–	14 (39)	281 (7)	–
15	515098	REY BELLET Corinne	SUI	436	230 (5)	–	–	206 (12)	–
16	295136	CECCARELLI Daniela	ITA	429	116 (13)	–	9 (44)	289 (6)	15 (16)
17	195377	PASCAL Christel	FRA	372	–	359 (4)	13 (40)	–	–
18	195249	PEQUEGNOT Laure	FRA	342	–	341 (6)	1 (59)	–	–
18	55590	SCHILD Marlies	AUT	342	–	342 (5)	–	–	–
20	505187	OTTOSSON Anna	SWE	331	–	121 (17)	178 (14)	32 (33)	–
21	295435	GIUS Nicole	ITA	327	–	264 (7)	63 (27)	–	–
22	536473	LALIVE Caroline	USA	325	90 (18)	–	67 (25)	136 (15)	32 (8)
23	105546	TURGEON Melanie	CAN	312	149 (8)	–	–	163 (14)	–
24	536477	MENDES Jonna	USA	307	113 (16)	–	3 (53)	191 (13)	–
25	536481	SCHLEPER Sarah	USA	290	–	186 (12)	104 (23)	–	–
26	535825	KOZNICK Kristina	USA	269	–	212 (11)	57 (29)	–	–
27	495065	RIENDA CONTRERAS M.	SPA	256	–	19 (41)	237 (8)	–	–
28	205636	BERGMANN Monika	GER	245	–	245 (8)	–	–	–
29	195671	JACQUEMOD Ingrid	FRA	236	153 (7)	–	–	83 (19)	–
30	55313	ROHREGGER Eveline	AUT	235	–	–	137 (17)	98 (18)	–
31	206001	RIESCH Maria	GER	232	115 (14)	22 (40)	11 (42)	24 (37)	60 (3)
32	295445	KARBON Denise	ITA	219	–	6 (50)	213 (10)	–	–
33	106022	JANYK Britt	CAN	205	–	50 (29)	155 (16)	–	–
34	295588	KOSTNER Isolde	ITA	195	89 (19)	–	–	106 (17)	–
34	106056	SIMARD Genevieve	CAN	195	–	–	105 (22)	70 (22)	20 (13)
36	425001	FLEMMEN Andrine	NOR	192	–	–	192 (11)	–	–



AUDI FIS SKI WORLD CUP



AUDI FIS SKI WORLD CUP AFTER 9th LADIES SLALOM OVERALL FIS WORLD CUP STANDINGS

Number of Competitors: 125

Rank	FIS Code	Name	Nation	Points	DH	SL	GS	SG	K
					6 races	9 races	8 races	8 races	1 race
37	515409	BERTHOD Sylviane	SUI	185	112 (17)	–	–	73 (21)	–
38	355002	HEEB–BATLINER Birgit	LIE	180	–	–	180 (13)	–	–
39	55576	GOERGL Elisabeth	AUT	178	–	112 (18)	66 (26)	–	–
40	515370	OESTER Marlies	SUI	174	–	105 (20)	29 (37)	–	40 (6)
41	565037	SUHADOLC Mojca	SLO	169	60 (24)	–	–	109 (16)	–
42	205115	GERG Annemarie	GER	168	–	166 (13)	2 (56)	–	–
42	565243	MAZE Tina	SLO	168	–	–	168 (15)	–	–
44	55539	BERGER Silvia	AUT	165	–	–	116 (21)	49 (27)	–
45	55302	EGGER Sabine	AUT	164	–	164 (15)	–	–	–
46	537545	MANCUSO Julia	USA	159	44 (27)	17 (44)	–	53 (25)	45 (5)
47	515348	BORGHI Catherine	SUI	155	114 (15)	–	–	25 (35)	16 (15)
48	425051	ROGNMO–BAKKE Trine	NOR	147	–	147 (16)	–	–	–
48	55538	WIRTH Katja	AUT	147	81 (20)	–	–	52 (26)	14 (17)
50	505632	LINDELL–VIKARBY Jessica	SWE	139	56 (25)	–	52 (32)	2 (53)	29 (9)
51	425389	NILSEN Stina Hofgard	NOR	133	–	–	133 (19)	–	–
51	155415	ZAHROBSKA Sarka	CZE	133	–	107 (19)	–	–	26 (10)
53	105741	FORSYTH Allison	CAN	123	–	6 (50)	117 (20)	–	–
54	515573	AUFDENBLATTEN Fraenzi	SUI	116	–	–	57 (29)	59 (24)	–
55	205392	HAEUSL Regina	GER	113	78 (21)	–	–	35 (32)	–
56	515403	MUELLER Tamara	SUI	104	41 (28)	–	–	63 (23)	–
57	296259	MOELGG Manuela	ITA	103	–	46 (33)	32 (34)	1 (54)	24 (11)
58	415069	RIEGLER Claudia	NZE	99	–	99 (21)	–	–	–
59	505271	EKMAN Susanne	SWE	98	–	91 (23)	7 (47)	–	–
59	296008	MERIGHETTI Daniela	ITA	98	–	18 (42)	80 (24)	–	–
61	55359	TRUPPE Karin	AUT	93	–	93 (22)	–	–	–
62	205820	HUBER Isabelle	GER	89	73 (22)	–	–	16 (41)	–
63	195215	VIDAL Vanessa	FRA	86	–	86 (24)	–	–	–
64	105997	BRYDON Emily	CAN	81	4 (45)	–	–	77 (20)	–
65	565097	PRETNAR Spela	SLO	66	–	64 (25)	2 (56)	–	–
66	536884	LUDLOW Libby	USA	64	16 (35)	–	–	48 (28)	–
67	515092	GRUENENFELDER Corina	SUI	61	–	61 (26)	–	–	–
67	55596	WILHELM Kathrin	AUT	61	55 (26)	–	–	6 (47)	–
69	295533	RECCHIA Lucia	ITA	58	14 (36)	–	–	44 (29)	–
70	55052	SCHNEIDER Tanja	AUT	57	3 (47)	–	10 (43)	44 (29)	–
71	425380	BREMSETH Lisa	NOR	56	–	56 (27)	–	–	–
72	425359	BERNTSEN Hedda	NOR	55	–	55 (28)	–	–	–



AUDI FIS SKI WORLD CUP



AUDI FIS SKI WORLD CUP AFTER 9th LADIES SLALOM OVERALL FIS WORLD CUP STANDINGS


Number of Competitors: 125

Rank	FIS Code	Name	Nation	Points	DH 6 races	SL 9 races	GS 8 races	SG 8 races	K 1 race
73	195503	SUCHET Melanie	FRA	54	18 (34)	–	–	36 (31)	–
74	295738	BACHMANN Silke	ITA	50	–	18 (42)	32 (34)	–	–
75	55388	RAICH Carina	AUT	49	–	49 (30)	–	–	–
75	55691	SPONRING Christine	AUT	49	–	49 (30)	–	–	–
77	425458	VIKEN Line	NOR	48	–	48 (32)	–	–	–
78	295927	PLANATSCHER Maddalena	ITA	44	–	–	44 (33)	–	–
79	565207	DABIC Lea	SLO	43	–	43 (34)	–	–	–
80	295265	CERESA Annalisa	ITA	42	–	42 (35)	–	–	–
81	55759	KIRCHGASSER Michaela	AUT	40	–	40 (36)	–	–	–
81	515170	STYGER Nadia	SUI	40	20 (31)	–	5 (50)	15 (42)	–
83	385027	FLEISS Nika	CRO	39	–	39 (37)	–	–	–
83	535529	MONAHAN Kathleen	USA	39	14 (36)	–	–	25 (35)	–
85	515429	DUMERMUTH Monika	SUI	36	12 (38)	–	–	24 (37)	–
86	515496	IMLIG Corinne	SUI	35	35 (29)	–	–	–	–
87	55290	HEREGGER Selina	AUT	33	11 (39)	–	–	22 (39)	–
87	185058	RAITA Henna	FIN	33	–	33 (38)	–	–	–
89	565109	DOVZAN Alenka	SLO	32	–	–	32 (34)	–	–
90	295463	BASSIS Patrizia	ITA	30	9 (41)	–	–	21 (40)	–
91	195868	MEILLEUR Karine	FRA	29	22 (30)	–	–	7 (45)	–
92	195927	LAZIER Laurence	FRA	24	–	–	24 (38)	–	–
92	537772	STIEGLER Resi	USA	24	–	24 (39)	–	–	–
94	515560	SCHILD Martina	SUI	20	20 (31)	–	–	–	–
95	505260	HARGIN Janette	SWE	19	19 (33)	–	–	–	–
96	296073	MORANDINI Claudia	ITA	15	–	15 (45)	–	–	–
97	295449	KLEON Barbara	ITA	13	–	–	–	13 (43)	–
98	385032	JELUSIC Ana	CRO	12	–	–	12 (41)	–	–
99	55383	BLASER Karin	AUT	11	11 (39)	–	–	–	–
100	565004	BOKAL Natasa	SLO	10	–	10 (46)	–	–	–
100	495318	RUIZ CASTILLO Carolina	SPA	10	–	–	4 (51)	6 (47)	–
100	155047	ZAKOURILOVA Petra	CZE	10	–	10 (46)	–	–	–
103	225018	CARRICK-ANDERSON Emma	GBR	9	–	9 (48)	–	–	–
103	515095	KUMMER Lilian	SUI	9	–	–	9 (44)	–	–
103	55339	LECHNER Martina	AUT	9	–	–	–	9 (44)	–
106	515534	DICHT Erika	SUI	8	–	–	8 (46)	–	–
106	536479	POWERS Alison	USA	8	8 (42)	–	–	–	–
108	505335	HULTDIN Malin	SWE	7	–	7 (49)	–	–	–





AUDI FIS SKI WORLD CUP



AUDI FIS SKI WORLD CUP AFTER 9th LADIES SLALOM OVERALL FIS WORLD CUP STANDINGS

Number of Competitors: 125

Rank	FIS Code	Name	Nation	Points	DH	SL	GS	SG	K
					6 races	9 races	8 races	8 races	1 race
108	515166	PIEREN Tanja	SUI	7	–	–	–	7 (45)	–
110	537446	MCCARTY Bryna	USA	6	6 (43)	–	–	–	–
110	55588	RUMPFHUBER Ingrid	AUT	6	6 (43)	–	–	–	–
110	515766	SUTER Fabienne	SUI	6	–	–	6 (48)	–	–
110	295807	VIERIN Sonia	ITA	6	–	–	6 (48)	–	–
114	295462	MAJ Chiara	ITA	5	–	–	–	5 (49)	–
115	225206	ALCOTT Chimene	GBR	4	–	–	–	4 (50)	–
115	565136	BRACUN Spela	SLO	4	4 (45)	–	–	–	–
115	195912	DE LEYMARIE Florine	FRA	4	–	4 (52)	–	–	–
118	195193	DUVILLARD Kristina	FRA	3	–	–	3 (53)	–	–
118	495107	GALINDO SANTOLARIA Ana	SPA	3	–	–	3 (53)	–	–
118	195920	GIVELET Anne-Laure	FRA	3	–	–	–	3 (51)	–
118	537544	KILDOW Lindsey C.	USA	3	3 (47)	–	–	–	–
118	295800	TAGLIABUE Elena	ITA	3	–	–	–	3 (51)	–
123	485217	ALIEVA Olesja	RUS	2	–	–	2 (56)	–	–
123	205119	HALTMAYR Petra	GER	2	2 (49)	–	–	–	–
125	515478	ALPIGER Ella	SUI	1	1 (50)	–	–	–	–

LEGEND

GS Giant Slalom points **SG** Super-G points **DH** Downhill points **Points** Overall points **SL** Slalom points
K Combined points

15-03-2003 / Lillehammer (NOR) / 5629

Page 4/4

www.fis-ski.com

Generation Date: SAT 15 MAR 2003

Time: 12:00 Swatch Internet Time: @500

Document: 25 1.0





AUDI FIS SKI WORLD CUP




AUDI FIS SKI WORLD CUP AFTER 9th LADIES SLALOM WOMEN FIS NATION CUP

Number of Nations: 18

Place	Nation	Points	Diff.	DH	SL	GS	SG	K
1	AUT Austria	5190		1176	1075	1268	1599	72
2	ITA Italy	2637	- 2553	371	409	892	876	89
3	GER Germany	2212	- 2978	531	661	257	623	140
4	USA United States of America	2137	- 3053	610	439	288	705	95
5	FRA France	2022	- 3168	506	790	104	622	-
6	SUI Switzerland	1887	- 3303	585	331	443	472	56
7	CRO Croatia	1621	- 3569	136	749	355	281	100
8	SWE Sweden	1591	- 3599	75	717	706	64	29
9	CAN Canada	916	- 4274	153	56	377	310	20
10	NOR Norway	631	- 4559	-	306	325	-	-
11	FIN Finland	584	- 4606	-	400	184	-	-
12	SLO Slovenia	492	- 4698	64	117	202	109	-
13	ESP Spain	269	- 4921	-	19	244	6	-
14	LIE Liechtenstein	180	- 5010	-	-	180	-	-
15	CZE Czech Republic	143	- 5047	-	117	-	-	26
16	NZL New Zealand	99	- 5091	-	99	-	-	-
17	GBR Great Britain	13	- 5177	-	9	-	4	-
18	RUS Russian Federation	2	- 5188	-	-	2	-	-



AUDI FIS SKI WORLD CUP



AUDI FIS SKI WORLD CUP AFTER 9th LADIES SLALOM FIS OVERALL NATION CUP

Number of Nations: 22

Place	Nation	Overall			DH Points			SL Points			GS Points			SG Points			K Points		
		M+W	M	W	M+W	M	W	M+W	M	W	M+W	M	W	M+W	M	W	M+W	M	W
1	AUT	13780	8590	5190	4785	3609	1176	2780	1705	1075	2676	1408	1268	3277	1678	1599	262	190	72
2	SUI	5489	3602	1887	2075	1490	585	496	165	331	1257	814	443	1401	929	472	260	204	56
3	USA	4534	2397	2137	1611	1001	610	880	441	439	808	520	288	983	278	705	252	157	95
4	ITA	4303	1666	2637	653	282	371	938	529	409	1636	744	892	987	111	876	89	-	89
5	FRA	4069	2047	2022	1164	658	506	1343	553	790	724	620	104	788	166	622	50	50	-
6	NOR	3046	2415	631	440	440	-	1178	872	306	655	330	325	533	533	-	240	240	-
7	GER	2420	208	2212	585	54	531	724	63	661	307	50	257	664	41	623	140	-	140
8	CRO	2199	578	1621	136	-	136	1293	544	749	389	34	355	281	-	281	100	-	100
9	SWE	1973	382	1591	94	19	75	885	168	717	833	127	706	132	68	64	29	-	29
10	CAN	1290	374	916	184	31	153	216	160	56	517	140	377	353	43	310	20	-	20
11	FIN	1256	672	584	-	-	-	986	586	400	270	86	184	-	-	-	-	-	-
12	SLO	1194	702	492	191	127	64	462	345	117	319	117	202	177	68	109	45	45	-
13	LIE	605	425	180	74	74	-	21	21	-	201	21	180	280	280	-	29	29	-
14	ESP	269	-	269	-	-	-	19	-	19	244	-	244	6	-	6	-	-	-
15	JPN	185	185	-	-	-	-	185	185	-	-	-	-	-	-	-	-	-	-
16	CZE	151	8	143	-	-	-	125	8	117	-	-	-	-	-	-	26	-	26
17	NZL	99	-	99	-	-	-	99	-	99	-	-	-	-	-	-	-	-	-
18	GBR	64	51	13	9	9	-	51	42	9	-	-	-	4	-	4	-	-	-
19	SVK	29	29	-	-	-	-	-	-	-	-	-	-	-	-	-	29	29	-
20	AUS	18	18	-	8	8	-	-	-	-	-	-	-	10	10	-	-	-	-
21	POL	7	7	-	-	-	-	7	7	-	-	-	-	-	-	-	-	-	-
22	RUS	2	-	2	-	-	-	-	-	-	2	-	2	-	-	-	-	-	-