

**AUDI FIS SKI WORLD CUP**

7th LADIES SLALOM

LIST OF COMPETITORS BY FIS POINTS

Number of Competitors: 68

FIS Code	Name	Nation	FIS Points
505483	PAERSON Anja	SWE	0.00
385022	KOSTELIC Janica	CRO	0.01
195249	PEQUEGNOT Laure	FRA	0.56
185140	POUTIAINEN Tanja	FIN	2.09
535825	KOZNICK Kristina	USA	2.22
195377	PASCAL Christel	FRA	2.33
515268	NEF Sonja	SUI	2.74
205636	BERGMANN Monika	GER	3.06
536481	SCHLEPER Sarah	USA	3.55
205378	ERTL Martina	GER	3.92
515370	OESTER Marlies	SUI	3.98
55590	SCHILD Marlies	AUT	4.10
55302	EGGER Sabine	AUT	4.32
425051	ROGNMO-BAKKE Trine	NOR	4.50
55690	HOSP Nicole	AUT	4.90
55388	RAICH Carina	AUT	5.00
295435	GIUS Nicole	ITA	5.02
205115	GERG Annemarie	GER	5.08
565097	PRETNAR Spela	SLO	5.19
415069	RIEGLER Claudia	NZE	5.29
185058	RAITA Henna	FIN	5.32
55691	SPONRING Christine	AUT	5.44
515092	GRUENENFELDER Corina	SUI	5.48
425359	BERNTSEN Hedda	NOR	5.52
505187	OTTOSSON Anna	SWE	5.78
505271	EKMAN Susanne	SWE	5.87
155415	ZAHROBSKA Sarka	CZE	5.99
295559	BIAVASCHI Elisabetta	ITA	6.63
55759	KIRCHGASSER Michaela	AUT	8.67
55359	TRUPPE Karin	AUT	8.74
425458	VIKEN Line	NOR	8.98
425380	BREMSETH Lisa	NOR	9.45
195912	DE LEYMARIE Florine	FRA	9.89
565207	DABIC Lea	SLO	9.93
385027	FLEISS Nika	CRO	10.13
55576	GOERGL Elisabeth	AUT	10.25

**AUDI FIS SKI WORLD CUP**

7th LADIES SLALOM

LIST OF COMPETITORS BY FIS POINTS

Number of Competitors: 68

FIS Code	Name	Nation	FIS Points
206001	RIESCH Maria	GER	10.44
105997	BRYDON Emily	CAN	12.12
295265	CERESA Annalisa	ITA	12.92
537772	STIEGLER Resi	USA	13.49
515619	GINI Sandra	SUI	13.58
106022	JANYK Britt	CAN	13.88
296073	MORANDINI Claudia	ITA	14.12
55544	KNOR Petra	AUT	14.19
505260	HARGIN Janette	SWE	14.98
105741	FORSYTH Allison	CAN	15.02
225018	CARRICK-ANDERSON Emma	GBR	15.42
505335	HULTDIN Malin	SWE	15.53
505330	FJAELLRYD Jessica	SWE	15.85
537545	MANCUSO Julia	USA	16.02
155194	KURFUERSTOVA Eva	CZE	16.59
196016	DAUTHERIVES Claire	FRA	16.87
295738	BACHMANN Silke	ITA	17.51
296008	MERIGHETTI Daniela	ITA	17.83
296259	MOELGG Manuela	ITA	17.95
295445	KARBON Denise	ITA	19.49
425432	MUELLER Anne Marie	NOR	19.56
565243	MAZE Tina	SLO	20.81
495065	RIENDA CONTRERAS Maria Jose	SPA	22.59
565241	KOBAL Ana	SLO	23.93
385032	JELUSIC Ana	CRO	24.66
565268	DREV Ana	SLO	28.05
205993	HOELZL Kathrin	GER	28.66
505632	LINDELL-VIKARBY Jessica	SWE	29.45
705202	SMERCIAKOVA Zuzana	SVK	33.39
315149	LOLOVIC Jelena	JUG	43.90
175024	SOELLING Sophie	DAN	80.43
485359	BLAGOULIAK Tatiana	RUS	128.02



AUDI FIS SKI WORLD CUP
7th LADIES SLALOM
ALPHABETICAL LIST OF COMPETITORS



Number of Competitors: 68

Nation	FIS Code	Name	FIS Points (January 2003 List)							
			DH		SL		GS		SG	
AUT	55302	EGGER Sabine	321.92	(1088)	4.32	(14)	30.17	(174)	191.59	(1444)
	55576	GOERGL Elisabeth	42.45	(122)	10.25	(42)	7.43	(33)	56.49	(229)
	55690	HOSP Nicole	30.33	(89)	4.90	(17)	5.21	(17)	43.28	(152)
	55759	KIRCHGASSER Michaela	25.46	(75)	8.67	(35)	16.16	(68)	38.28	(123)
	55544	KNOR Petra	36.42	(104)	14.19	(52)	18.68	(81)	35.11	(106)
	55388	RAICH Carina	–		5.00	(18)	29.95	(173)	207.32	(1550)
	55590	SCHILD Marlies	63.71	(198)	4.10	(13)	28.37	(159)	82.14	(434)
	55691	SPONRING Christine	11.93	(38)	5.44	(24)	19.20	(87)	38.53	(127)
55359	TRUPPE Karin	174.20	(645)	8.74	(36)	26.62	(143)	66.54	(309)	
CAN	105997	BRYDON Emily	6.00	(31)	12.12	(45)	28.36	(157)	6.00	(32)
	105741	FORSYTH Allison	67.68	(213)	15.02	(55)	3.61	(8)	64.40	(292)
	106022	JANYK Britt	92.94	(307)	13.88	(50)	8.66	(36)	30.82	(93)
CRO	385027	FLEISS Nika	–		10.13	(41)	30.27	(175)	94.04	(538)
	385032	JELUSIC Ana	–		24.66	(105)	18.70	(83)	–	
	385022	KOSTELIC Janica	5.69	(22)	0.01	(2)	3.82	(11)	2.46	(6)
CZE	155194	KURFUERSTOVA Eva	369.41	(1151)	16.59	(65)	23.46	(114)	381.61	(2013)
	155415	ZAHROBSKA Sarka	51.53	(161)	5.99	(30)	25.76	(138)	40.98	(141)
DAN	175024	SOELLING Sophie	–		80.43	(961)	40.41	(281)	89.77	(505)
FIN	185140	POUTIAINEN Tanja	–		2.09	(4)	4.29	(14)	156.72	(1161)
	185058	RAITA Henna	296.63	(1037)	5.32	(23)	44.14	(342)	227.91	(1634)
FRA	196016	DAUTHERIVES Claire	127.54	(427)	16.87	(66)	27.86	(153)	123.74	(847)
	195912	DE LEYMARIE Florine	–		9.89	(39)	64.93	(675)	227.24	(1629)
	195377	PASCAL Christel	–		2.33	(6)	11.33	(43)	313.45	(1927)
	195249	PEQUEGNOT Laure	221.98	(845)	0.56	(3)	26.36	(141)	144.87	(1051)
GBR	225018	CARRICK-ANDERSON Emma	–		15.42	(57)	35.89	(235)	204.01	(1526)
GER	205636	BERGMANN Monika	111.29	(373)	3.06	(8)	34.78	(223)	143.79	(1045)
	205378	ERTL Martina	12.50	(42)	3.92	(11)	8.25	(34)	2.98	(10)
	205115	GERG Annemarie	–		5.08	(20)	13.00	(52)	76.88	(383)



AUDI FIS SKI WORLD CUP
7th LADIES SLALOM
ALPHABETICAL LIST OF COMPETITORS



Number of Competitors: 68

Nation	FIS Code	Name	FIS Points (January 2003 List)							
			DH		SL		GS		SG	
GER	205993	HOELZL Kathrin	147.01	(519)	28.66	(139)	11.72	(44)	58.01	(234)
	206001	RIESCH Maria	7.58	(34)	10.44	(43)	13.90	(60)	17.68	(46)
ITA	295738	BACHMANN Silke	146.40	(517)	17.51	(69)	5.76	(27)	104.25	(647)
	295559	BIAVASCHI Elisabetta	–		6.63	(34)	40.50	(282)	–	
	295265	CERESA Annalisa	48.80	(151)	12.92	(47)	24.21	(120)	69.24	(327)
	295435	GIUS Nicole	182.22	(684)	5.02	(19)	8.41	(35)	86.53	(473)
	295445	KARBON Denise	431.28	(1194)	19.49	(75)	8.99	(37)	94.99	(549)
	296008	MERIGHETTI Daniela	153.29	(542)	17.83	(70)	13.79	(56)	48.79	(189)
	296259	MOELGG Manuela	46.87	(141)	17.95	(73)	11.06	(41)	29.23	(86)
296073	MORANDINI Claudia	222.89	(847)	14.12	(51)	19.09	(85)	98.17	(583)	
JUG	315149	LOLOVIC Jelena	–		43.90	(309)	34.31	(218)	341.57	(1980)
NOR	425359	BERNTSEN Hedda	105.39	(352)	5.52	(26)	24.69	(129)	96.53	(564)
	425380	BREMSETH Lisa	46.60	(139)	9.45	(38)	23.02	(110)	81.93	(430)
	425432	MUELLER Anne Marie	56.89	(176)	19.56	(77)	19.93	(90)	51.51	(202)
	425051	ROGNMO-BAKKE Trine	257.57	(954)	4.50	(15)	32.05	(200)	310.73	(1921)
	425458	VIKEN Line	287.93	(1022)	8.98	(37)	32.20	(203)	168.52	(1259)
NZE	415069	RIEGLER Claudia	–		5.29	(22)	70.51	(790)	–	
RUS	485359	BLAGOULIAK Tatiana	194.96	(743)	128.02	(1907)	35.59	(232)	59.89	(255)
SLO	565207	DABIC Lea	78.05	(247)	9.93	(40)	38.88	(266)	43.78	(155)
	565268	DREV Ana	–		28.05	(133)	31.99	(199)	59.30	(250)
	565241	KOBAL Ana	185.97	(703)	23.93	(103)	38.03	(258)	87.10	(480)
	565243	MAZE Tina	83.83	(270)	20.81	(84)	3.69	(9)	32.87	(98)
	565097	PRETNAR Spela	151.99	(540)	5.19	(21)	11.27	(42)	60.96	(268)
SPA	495065	RIENDA CONTRERAS Maria Jose	–		22.59	(93)	4.19	(13)	43.28	(152)
SUI	515619	GINI Sandra	198.16	(754)	13.58	(49)	14.42	(61)	101.80	(626)
	515092	GRUENENFELDER Corina	394.99	(1174)	5.48	(25)	23.77	(117)	210.71	(1566)
	515268	NEF Sonja	–		2.74	(7)	0.00	(1)	122.37	(833)
	515370	OESTER Marlies	45.66	(135)	3.98	(12)	12.95	(51)	84.87	(451)



AUDI FIS SKI WORLD CUP
7th LADIES SLALOM
ALPHABETICAL LIST OF COMPETITORS



Number of Competitors: 68

Nation	FIS Code	Name	FIS Points (January 2003 List)							
			DH		SL		GS		SG	
SVK	705202	SMERCIAKOVA Zuzana	172.40	(636)	33.39	(186)	60.51	(595)	176.41	(1329)
SWE	505271	EKMAN Susanne	–		5.87	(28)	19.10	(86)	189.20	(1419)
	505330	FJAELLYD Jessica	–		15.85	(60)	23.66	(115)	185.75	(1400)
	505260	HARGIN Janette	21.74	(63)	14.98	(54)	12.49	(48)	19.14	(47)
	505335	HULTDIN Malin	361.64	(1144)	15.53	(59)	32.77	(204)	247.01	(1716)
	505632	LINDELL-VIKARBY Jessica	30.23	(88)	29.45	(147)	7.29	(32)	47.58	(182)
	505187	OTTOSSON Anna	309.18	(1065)	5.78	(27)	3.82	(11)	31.64	(96)
	505483	PAERSON Anja	189.71	(717)	0.00	(1)	2.46	(3)	25.21	(69)
USA	535825	KOZNICK Kristina	–		2.22	(5)	5.79	(28)	73.71	(355)
	537545	MANCUSO Julia	9.10	(36)	16.02	(61)	15.04	(63)	14.70	(38)
	536481	SCHLEPER Sarah	38.44	(105)	3.55	(9)	5.22	(18)	84.04	(445)
	537772	STIEGLER Resi	–		13.49	(48)	12.36	(46)	54.24	(212)

LEGEND
DH Downhill SL Slalom GS Giant Slalom SG Super-G

26-01-2003 / Maribor (SLO) / 5661

Page 3/3

Data Processing by SWATCH

www.fis-ski.com

SWATCH Timing

Generation Date: SAT 25 JAN 2003

Time: 18:33 Swatch Internet Time: @773

Document: 32A 1.0

**AUDI FIS SKI WORLD CUP**

7th LADIES SLALOM 1st RUN

START LIST**Jury**

TD FIS	P. KNAUTH	GER
Referee	K. HOCH	FIS
Chief of Race	G. BEDRAC	SLO

Technical Data

Course Name	Radvanje
Start Altitude	532 m
Finish Altitude	336 m
Vertical Drop	196 m
Homologation Number	6091/001/01

Race Information 1st Run

Course Setter	M. BERTHOLD	USA
Number of Gates	59	
Turning Gates	57	
Start Time	09:30	
Forerunners	A - M. RATAJ	SLO
	B - F. FLISAR	SLO
	C - J. POPENKO	SLO

Race Information 2nd Run

Course Setter	E. SKASLIEN	NOR
Number of Gates	56	
Turning Gates	55	
Start Time	12:00	
Forerunners	A - M. RATAJ	SLO
	B - M. ADORJAN	SLO
	C - J. POPENKO	SLO

Number of Competitors: 68

Bib	FIS Code	Name	Year of Birth	Nation	Time	Ski
1	185140	POUTIAINEN Tanja	1980	FIN	_____	RO
2	195377	PASCAL Christel	1973	FRA	_____	SA
3	195249	PEQUEGNOT Laure	1975	FRA	_____	SA
4	505483	PAERSON Anja	1981	SWE	_____	SA
5	385022	KOSTELIC Janica	1982	CRO	_____	SA
6	205636	BERGMANN Monika	1978	GER	_____	VK
7	515268	NEF Sonja	1972	SUI	_____	VK
8	55302	EGGER Sabine	1977	AUT	_____	HE
9	295435	GIUS Nicole	1980	ITA	_____	SA
10	205378	ERTL Martina	1973	GER	_____	RO
11	425051	ROGNMO-BAKKE Trine	1975	NOR	_____	RO
12	55590	SCHILD Marlies	1981	AUT	_____	AT
13	515370	OESTER Marlies	1976	SUI	_____	NO
14	205115	GERG Annemarie	1975	GER	_____	NO
15	535825	KOZNICK Kristina	1975	USA	_____	VK
16	536481	SCHLEPER Sarah	1979	USA	_____	RO
17	55690	HOSP Nicole	1983	AUT	_____	VK
18	55576	GOERGL Elisabeth	1981	AUT	_____	VK
19	55388	RAICH Carina	1979	AUT	_____	AT
20	415069	RIEGLER Claudia	1976	NZE	_____	RO
21	565097	PRETNAR Spela	1973	SLO	_____	RO
22	185058	RAITA Henna	1975	FIN	_____	RO

**AUDI FIS SKI WORLD CUP**

7th LADIES SLALOM 1st RUN

START LIST

Number of Competitors: 68

Bib	FIS Code	Name	Year of Birth	Nation	Time	Ski
23	505271	EKMAN Susanne	1978	SWE		EL
24	425359	BERNTSEN Hedda	1976	NOR		FI
25	55691	SPONRING Christine	1983	AUT		AT
26	505187	OTTOSSON Anna	1976	SWE		DY
27	515092	GRUENENFELDER Corina	1975	SUI		NO
28	155415	ZAHROBSKA Sarka	1985	CZE		HE
29	565207	DABIC Lea	1981	SLO		EL
30	385027	FLEISS Nika	1984	CRO		AT
31	295559	BIAVASCHI Elisabetta	1973	ITA		DY
32	55759	KIRCHGASSER Michaela	1985	AUT		AT
33	55359	TRUPPE Karin	1978	AUT		FI
34	425458	VIKEN Line	1981	NOR		DY
35	425380	BREMSETH Lisa	1979	NOR		VK
36	195912	DE LEYMARIE Florine	1981	FRA		SA
37	206001	RIESCH Maria	1984	GER		HE
38	105997	BRYDON Emily	1980	CAN		SA
39	295265	CERESA Annalisa	1978	ITA		VK
40	537772	STIEGLER Resi	1985	USA		DY
41	515619	GINI Sandra	1982	SUI		VK
42	106022	JANYK Britt	1980	CAN		SA
43	296073	MORANDINI Claudia	1982	ITA		HE
44	55544	KNOR Petra	1980	AUT		BL
45	505260	HARGIN Janette	1977	SWE		RO
46	105741	FORSYTH Allison	1978	CAN		RO
47	225018	CARRICK-ANDERSON Emma	1975	GBR		FI
48	505335	HULTDIN Malin	1979	SWE		DY
49	505330	FJAELLRYD Jessica	1979	SWE		EL
50	537545	MANCUSO Julia	1984	USA		RO
51	155194	KURFUERSTOVA Eva	1977	CZE		RO
52	196016	DAUTHERIVES Claire	1982	FRA		SA
53	295738	BACHMANN Silke	1977	ITA		VK
54	296008	MERIGHETTI Daniela	1981	ITA		SA
55	296259	MOELGG Manuela	1983	ITA		FI
56	295445	KARBON Denise	1980	ITA		SA
57	425432	MUELLER Anne Marie	1980	NOR		DY
58	565243	MAZE Tina	1983	SLO		RO
59	495065	RIENDA CONTRERAS Maria Jose	1975	SPA		RO



AUDI FIS SKI WORLD CUP

7th LADIES SLALOM 1st RUN

START LIST



Number of Competitors: 68

Bib	FIS Code	Name	Year of Birth	Nation	Time	Ski
60	565241	KOBAL Ana	1983	SLO		EL
61	385032	JELUSIC Ana	1986	CRO		AT
62	565268	DREV Ana	1985	SLO		RO
63	205993	HOELZL Kathrin	1984	GER		VK
64	505632	LINDELL-VIKARBY Jessica	1984	SWE		RO
65	705202	SMERCIAKOVA Zuzana	1977	SVK		RO
66	315149	LOLOVIC Jelena	1981	JUG		RO
67	175024	SOELLING Sophie	1981	DAN		AT
68	485359	BLAGOULIAK Tatiana	1984	RUS		FI

AT : ATOMIC

BL : BLIZZARD

DY : DYNASTAR

EL : ELAN

FI : FISCHER

HE : HEAD

K2 : K2

NO : NORDICA

RO : ROSSIGNOL

SA : SALOMON

ST : STÖCKLI

VK : VÖLKL

**AUDI FIS SKI WORLD CUP**

7th LADIES SLALOM 1st RUN

OFFICIAL RESULTS**Jury**

TD FIS	P. KNAUTH	GER
Referee	K. HOCH	FIS
Chief of Race	G. BEDRAC	SLO

Technical Data

Course Name	Radvanje
Start Altitude	532 m
Finish Altitude	336 m
Vertical Drop	196 m
Homologation Number	6091/001/01

Race Information 1st Run

Course Setter	M. BERTHOLD	USA
Number of Gates	59	
Turning Gates	57	
Start Time	09:30	
Forerunners	A - M. RATAJ	SLO
	B - F. FLISAR	SLO
	C - J. POPENKO	SLO

Race Information 2nd Run

Course Setter	E. SKASLIEN	NOR
Number of Gates	56	
Turning Gates	55	
Start Time	12:00	
Forerunners	A - M. RATAJ	SLO
	B - M. ADORJAN	SLO
	C - J. POPENKO	SLO

Weather: Cloudy Snow: Hard Temperature – Start: 3 °C Finish: 4 °C

Number of Competitors: 68

Rank	Bib	FIS Code	Name	Nation	Time	Diff.	Ski
1	4	505483	PAERSON Anja	SWE	48.80		SA
2	5	385022	KOSTELIC Janica	CRO	49.47	0.67	SA
3	2	195377	PASCAL Christel	FRA	49.52	0.72	SA
4	11	425051	ROGNMO-BAKKE Trine	NOR	49.57	0.77	RO
5	3	195249	PEQUEGNOT Laure	FRA	49.63	0.83	SA
6	17	55690	HOSP Nicole	AUT	49.86	1.06	VK
7	9	295435	GIUS Nicole	ITA	49.90	1.10	SA
8	15	535825	KOZNICK Kristina	USA	49.98	1.18	VK
9	12	55590	SCHILD Marlies	AUT	50.02	1.22	AT
10	1	185140	POUTIAINEN Tanja	FIN	50.24	1.44	RO
11	27	515092	GRUENENFELDER Corina	SUI	50.44	1.64	NO
12	10	205378	ERTL Martina	GER	50.49	1.69	RO
13	26	505187	OTTOSSON Anna	SWE	50.61	1.81	DY
14	23	505271	EKMAN Susanne	SWE	50.88	2.08	EL
15	24	425359	BERNTSEN Hedda	NOR	50.91	2.11	FI
16	25	55691	SPONRING Christine	AUT	50.96	2.16	AT
17	19	55388	RAICH Carina	AUT	51.12	2.32	AT
18	20	415069	RIEGLER Claudia	NZE	51.24	2.44	RO
19	33	55359	TRUPPE Karin	AUT	51.31	2.51	FI

26-01-2003 / Maribor (SLO) / 5661

Page 1/3

Data Processing by SWATCH

www.fis-ski.com

SWATCH Timing

Generation Date: SUN 26 JAN 2003

Time: 11:03 Swatch Internet Time: @460

Document: 73B 1.0



AUDI FIS SKI WORLD CUP
7th LADIES SLALOM 1st RUN
OFFICIAL RESULTS



Number of Competitors: 68

Rank	Bib	FIS Code	Name	Nation	Time	Diff.	Ski
20	28	155415	ZAHROBSKA Sarka	CZE	51.35	2.55	HE
21	8	55302	EGGER Sabine	AUT	51.42	2.62	HE
22	35	425380	BREMSETH Lisa	NOR	51.51	2.71	VK
23	39	295265	CERESA Annalisa	ITA	51.59	2.79	VK
24	21	565097	PRETNAR Spela	SLO	51.60	2.80	RO
25	56	295445	KARBON Denise	ITA	51.61	2.81	SA
25	6	205636	BERGMANN Monika	GER	51.61	2.81	VK
27	32	55759	KIRCHGASSER Michaela	AUT	51.67	2.87	AT
28	55	296259	MOELGG Manuela	ITA	51.68	2.88	FI
29	37	206001	RIESCH Maria	GER	51.84	3.04	HE
30	29	565207	DABIC Lea	SLO	51.91	3.11	EL
31	48	505335	HULTDIN Malin	SWE	52.08	3.28	DY
32	42	106022	JANYK Britt	CAN	52.23	3.43	SA
33	53	295738	BACHMANN Silke	ITA	52.37	3.57	VK
34	34	425458	VIKEN Line	NOR	52.38	3.58	DY
35	47	225018	CARRICK-ANDERSON Emma	GBR	52.42	3.62	FI
35	30	385027	FLEISS Nika	CRO	52.42	3.62	AT
37	36	195912	DE LEYMARIE Florine	FRA	52.48	3.68	SA
38	31	295559	BIAVASCHI Elisabetta	ITA	52.52	3.72	DY
39	51	155194	KURFUERSTOVA Eva	CZE	52.53	3.73	RO
40	61	385032	JELUSIC Ana	CRO	52.56	3.76	AT
41	38	105997	BRYDON Emily	CAN	52.64	3.84	SA
42	59	495065	RIENDA CONTRERAS M.	SPA	52.65	3.85	RO
42	18	55576	GOERGL Elisabeth	AUT	52.65	3.85	VK
44	43	296073	MORANDINI Claudia	ITA	52.71	3.91	HE
45	45	505260	HARGIN Janette	SWE	52.73	3.93	RO
46	52	196016	DAUTHERIVES Claire	FRA	53.36	4.56	SA
47	64	505632	LINDELL-VIKARBY Jessica	SWE	53.46	4.66	RO
48	60	565241	KOBAL Ana	SLO	53.61	4.81	EL
49	66	315149	LOLOVIC Jelena	JUG	53.70	4.90	RO
50	63	205993	HOELZL Kathrin	GER	54.01	5.21	VK
51	58	565243	MAZE Tina	SLO	54.63	5.83	RO
52	65	705202	SMERCIAKOVA Zuzana	SVK	55.10	6.30	RO
53	40	537772	STIEGLER Resi	USA	1:15.13	26.33	DY

DID NOT START 1st RUN: 2 competitors

46	105741	FORSYTH Allison	CAN	RO
68	485359	BLAGOULIAK Tatiana	RUS	FI

**AUDI FIS SKI WORLD CUP**

7th LADIES SLALOM 1st RUN

OFFICIAL RESULTS

Number of Competitors: 68

Rank	Bib	FIS Code	Name	Nation	Time	Diff.	Ski
DID NOT FINISH 1st RUN: 11 competitors							
	7	515268	NEF Sonja	SUI			VK
	14	205115	GERG Annemarie	GER			NO
	16	536481	SCHLEPER Sarah	USA			RO
	22	185058	RAITA Henna	FIN			RO
	44	55544	KNOR Petra	AUT			BL
	49	505330	FJAELLYD Jessica	SWE			EL
	50	537545	MANCUSO Julia	USA			RO
	54	296008	MERIGHETTI Daniela	ITA			SA
	57	425432	MUELLER Anne Marie	NOR			DY
	62	565268	DREV Ana	SLO			RO
	67	175024	SOELLING Sophie	DAN			AT
DISQUALIFIED 1st RUN: 2 competitors							
	13	515370	OESTER Marlies	SUI	Gate 46	Rule 629.3	NO
	41	515619	GINI Sandra	SUI	Gate 46	Rule 629.3	VK

AT : ATOMIC
EL : ELAN
K2 : K2
SA : SALOMON

BL : BLIZZARD
FI : FISCHER
NO : NORDICA
ST : STÖCKLI

DY : DYNASTAR
HE : HEAD
RO : ROSSIGNOL
VK : VÖLKL

Reason for disqualification:

629.3 Does not pass through a gate correctly (art. 661.4)

26-01-2003 / Maribor (SLO) / 5661

Page 3/3

Data Processing by SWATCH

www.fis-ski.com

SWATCH Timing

Generation Date: SUN 26 JAN 2003

Time: 11:03 Swatch Internet Time: @460

Document: 73B 1.0



AUDI FIS SKI WORLD CUP
7th LADIES SLALOM 2nd RUN
START LIST

**Jury**

TD FIS	P. KNAUTH	GER
Referee	K. HOCH	FIS
Chief of Race	G. BEDRAC	SLO

Technical Data

Course Name	Radvanje
Start Altitude	532 m
Finish Altitude	336 m
Vertical Drop	196 m
Homologation Number	6091/001/01

Race Information 1st Run

Course Setter	M. BERTHOLD	USA
Number of Gates	59	
Turning Gates	57	
Start Time	09:30	
Forerunners	A - M. RATAJ	SLO
	B - F. FLISAR	SLO
	C - J. POPENKO	SLO

Race Information 2nd Run

Course Setter	E. SKASLIEN	NOR
Number of Gates	56	
Turning Gates	55	
Start Time	12:00	
Forerunners	A - M. RATAJ	SLO
	B - M. ADORJAN	SLO
	C - J. POPENKO	SLO

Number of Competitors: 30

Start Order	Bib	FIS Code	Name	Year of Birth	Nation	1st Run	Diff.	Rank	2nd Run	Total	Ski
1	29	565207	DABIC Lea	1981	SLO	51.91	3.11	30			EL
2	37	206001	RIESCH Maria	1984	GER	51.84	3.04	29			HE
3	55	296259	MOELGG Manuela	1983	ITA	51.68	2.88	28			FI
4	32	55759	KIRCHGASSER Michaela	1985	AUT	51.67	2.87	27			AT
5	6	205636	BERGMANN Monika	1978	GER	51.61	2.81	25			VK
6	56	295445	KARBON Denise	1980	ITA	51.61	2.81	25			SA
7	21	565097	PRETNAR Spela	1973	SLO	51.60	2.80	24			RO
8	39	295265	CERESA Annalisa	1978	ITA	51.59	2.79	23			VK
9	35	425380	BREMSETH Lisa	1979	NOR	51.51	2.71	22			VK
10	8	55302	EGGER Sabine	1977	AUT	51.42	2.62	21			HE
11	28	155415	ZAHROBSKA Sarka	1985	CZE	51.35	2.55	20			HE
12	33	55359	TRUPPE Karin	1978	AUT	51.31	2.51	19			FI
13	20	415069	RIEGLER Claudia	1976	NZE	51.24	2.44	18			RO
14	19	55388	RAICH Carina	1979	AUT	51.12	2.32	17			AT
15	25	55691	SPONRING Christine	1983	AUT	50.96	2.16	16			AT
16	24	425359	BERNTSEN Hedda	1976	NOR	50.91	2.11	15			FI
17	23	505271	EKMAN Susanne	1978	SWE	50.88	2.08	14			EL
18	26	505187	OTTOSSON Anna	1976	SWE	50.61	1.81	13			DY
19	10	205378	ERTL Martina	1973	GER	50.49	1.69	12			RO
20	27	515092	GRUENENFELDER C.	1975	SUI	50.44	1.64	11			NO
21	1	185140	POUTIAINEN Tanja	1980	FIN	50.24	1.44	10			RO

**AUDI FIS SKI WORLD CUP**

7th LADIES SLALOM 2nd RUN

START LIST

Number of Competitors: 30

Start Order	Bib	FIS Code	Name	Year of Birth	Nation	1st Run	Diff.	Rank	2nd Run	Total	Ski
22	12	55590	SCHILD Marlies	1981	AUT	50.02	1.22	9			AT
23	15	535825	KOZNICK Kristina	1975	USA	49.98	1.18	8			VK
24	9	295435	GIUS Nicole	1980	ITA	49.90	1.10	7			SA
25	17	55690	HOSP Nicole	1983	AUT	49.86	1.06	6			VK
26	3	195249	PEQUEGNOT Laure	1975	FRA	49.63	0.83	5			SA
27	11	425051	ROGNMO-BAKKE Trine	1975	NOR	49.57	0.77	4			RO
28	2	195377	PASCAL Christel	1973	FRA	49.52	0.72	3			SA
29	5	385022	KOSTELIC Janica	1982	CRO	49.47	0.67	2			SA
30	4	505483	PAERSON Anja	1981	SWE	48.80	0.00	1			SA

AT : ATOMIC

EL : ELAN

K2 : K2

SA : SALOMON

BL : BLIZZARD

FI : FISCHER

NO : NORDICA

ST : STÖCKLI

DY : DYNASTAR

HE : HEAD

RO : ROSSIGNOL

VK : VÖLKL

**AUDI FIS SKI WORLD CUP**

7th LADIES SLALOM 2nd RUN

OFFICIAL RESULTS**Jury**

TD FIS	P. KNAUTH	GER
Referee	K. HOCH	FIS
Chief of Race	G. BEDRAC	SLO

Technical Data

Course Name	Radvanje
Start Altitude	532 m
Finish Altitude	336 m
Vertical Drop	196 m
Homologation Number	6091/001/01

Race Information 1st Run

Course Setter	M. BERTHOLD	USA
Number of Gates	59	
Turning Gates	57	
Start Time	09:30	
Forerunners	A - M. RATAJ	SLO
	B - F. FLISAR	SLO
	C - J. POPENKO	SLO

Race Information 2nd Run

Course Setter	E. SKASLIEN	NOR
Number of Gates	56	
Turning Gates	55	
Start Time	12:00	
Forerunners	A - M. RATAJ	SLO
	B - M. ADORJAN	SLO
	C - J. POPENKO	SLO

Weather: Cloudy Snow: Hard Temperature – Start: 3 °C Finish: 4 °C F-factor: 570

Number of Competitors: 68

Rank	Bib	FIS Code	Name	Nation	1st Run	2nd Run	Total	Diff.	Race Points	Ski
1	4	505483	PAERSON Anja	SWE	48.80	50.18	1:38.98		0.00	SA
2	5	385022	KOSTELIC Janica	CRO	49.47	49.69	1:39.16	0.18	1.04	SA
3	17	55690	HOSP Nicole	AUT	49.86	49.46	1:39.32	0.34	1.96	VK
4	12	55590	SCHILD Marlies	AUT	50.02	49.34	1:39.36	0.38	2.19	AT
5	3	195249	PEQUEGNOT Laure	FRA	49.63	49.99	1:39.62	0.64	3.69	SA
5	2	195377	PASCAL Christel	FRA	49.52	50.10	1:39.62	0.64	3.69	SA
7	15	535825	KOZNICK Kristina	USA	49.98	49.81	1:39.79	0.81	4.66	VK
8	1	185140	POUTIAINEN Tanja	FIN	50.24	49.83	1:40.07	1.09	6.28	RO
9	27	515092	GRUENENFELDER Corina	SUI	50.44	49.90	1:40.34	1.36	7.83	NO
10	11	425051	ROGNMO-BAKKE Trine	NOR	49.57	51.02	1:40.59	1.61	9.27	RO
11	23	505271	EKMAN Susanne	SWE	50.88	49.97	1:40.85	1.87	10.77	EL
12	25	55691	SPONRING Christine	AUT	50.96	50.09	1:41.05	2.07	11.92	AT
12	24	425359	BERNTSEN Hedda	NOR	50.91	50.14	1:41.05	2.07	11.92	FI
14	20	415069	RIEGLER Claudia	NZE	51.24	49.95	1:41.19	2.21	12.73	RO
15	33	55359	TRUPPE Karin	AUT	51.31	49.93	1:41.24	2.26	13.01	FI
15	26	505187	OTTOSSON Anna	SWE	50.61	50.63	1:41.24	2.26	13.01	DY
17	37	206001	RIESCH Maria	GER	51.84	49.64	1:41.48	2.50	14.40	HE

#423



AUDI FIS SKI WORLD CUP

7th LADIES SLALOM 2nd RUN

OFFICIAL RESULTS



Number of Competitors: 68

Rank	Bib	FIS Code	Name	Nation	1st Run	2nd Run	Total	Diff.	Race Points	Ski
18	39	295265	CERESA Annalisa	ITA	51.59	49.91	1:41.50	2.52	14.51	VK
19	28	155415	ZAHROBSKA Sarka	CZE	51.35	50.16	1:41.51	2.53	14.57	HE
20	55	296259	MOELGG Manuela	ITA	51.68	50.06	1:41.74	2.76	15.89	FI
21	10	205378	ERTL Martina	GER	50.49	51.26	1:41.75	2.77	15.95	RO
22	6	205636	BERGMANN Monika	GER	51.61	50.23	1:41.84	2.86	16.47	VK
23	32	55759	KIRCHGASSER Michaela	AUT	51.67	50.21	1:41.88	2.90	16.70	AT
24	19	55388	RAICH Carina	AUT	51.12	50.77	1:41.89	2.91	16.76	AT
25	56	295445	KARBON Denise	ITA	51.61	50.59	1:42.20	3.22	18.54	SA
26	35	425380	BREMSETH Lisa	NOR	51.51	50.92	1:42.43	3.45	19.87	VK
27	21	565097	PRETNAR Spela	SLO	51.60	51.22	1:42.82	3.84	22.11	RO
28	8	55302	EGGER Sabine	AUT	51.42	51.60	1:43.02	4.04	23.27	HE
29	9	295435	GIUS Nicole	ITA	49.90	53.49	1:43.39	4.41	25.40	SA

DID NOT QUALIFY FOR 2nd RUN: 23 competitors

48	505335	HULTDIN Malin	SWE	52.08	DY
42	106022	JANYK Britt	CAN	52.23	SA
53	295738	BACHMANN Silke	ITA	52.37	VK
34	425458	VIKEN Line	NOR	52.38	DY
47	225018	CARRICK-ANDERSON Emma	GBR	52.42	FI
30	385027	FLEISS Nika	CRO	52.42	AT
36	195912	DE LEYMARIE Florine	FRA	52.48	SA
31	295559	BIAVASCHI Elisabetta	ITA	52.52	DY
51	155194	KURFUERSTOVA Eva	CZE	52.53	RO
61	385032	JELUSIC Ana	CRO	52.56	AT
38	105997	BRYDON Emily	CAN	52.64	SA
59	495065	RIENDA CONTRERAS M.	SPA	52.65	RO
18	55576	GOERGL Elisabeth	AUT	52.65	VK
43	296073	MORANDINI Claudia	ITA	52.71	HE
45	505260	HARGIN Janette	SWE	52.73	RO
52	196016	DAUTHERIVES Claire	FRA	53.36	SA
64	505632	LINDELL-VIKARBY Jessica	SWE	53.46	RO
60	565241	KOBAL Ana	SLO	53.61	EL
66	315149	LOLOVIC Jelena	JUG	53.70	RO
63	205993	HOELZL Kathrin	GER	54.01	VK
58	565243	MAZE Tina	SLO	54.63	RO
65	705202	SMERCIAKOVA Zuzana	SVK	55.10	RO
40	537772	STIEGLER Resi	USA	1:15.13	DY

#423 _____

**AUDI FIS SKI WORLD CUP**

7th LADIES SLALOM 2nd RUN

OFFICIAL RESULTS**Number of Competitors: 68**

Rank	Bib	FIS Code	Name	Nation	1st Run	2nd Run	Total	Diff.	Race Points	Ski
DID NOT START 1st RUN: 2 competitors										
	46	105741	FORSYTH Allison	CAN						RO
	68	485359	BLAGOULIAK Tatiana	RUS						FI
DID NOT FINISH 1st RUN: 11 competitors										
	7	515268	NEF Sonja	SUI						VK
	14	205115	GERG Annemarie	GER						NO
	16	536481	SCHLEPER Sarah	USA						RO
	22	185058	RAITA Henna	FIN						RO
	44	55544	KNOR Petra	AUT						BL
	49	505330	FJAELLYD Jessica	SWE						EL
	50	537545	MANCUSO Julia	USA						RO
	54	296008	MERIGHETTI Daniela	ITA						SA
	57	425432	MUELLER Anne Marie	NOR						DY
	62	565268	DREV Ana	SLO						RO
	67	175024	SOELLING Sophie	DAN						AT
DISQUALIFIED 1st RUN: 2 competitors										
	13	515370	OESTER Marlies	SUI	Gate 46			Rule 629.3		NO
	41	515619	GINI Sandra	SUI	Gate 46			Rule 629.3		VK
DID NOT FINISH 2nd RUN: 1 competitor										
	29	565207	DABIC Lea	SLO						EL

AT : ATOMIC
 EL : ELAN
 K2 : K2
 SA : SALOMON

BL : BLIZZARD
 FI : FISCHER
 NO : NORDICA
 ST : STÖCKLI

DY : DYNASTAR
 HE : HEAD
 RO : ROSSIGNOL
 VK : VÖLKL

Reason for disqualification:

629.3 Does not pass through a gate correctly (art. 661.4)

Technical Delegate:

P. KNAUTH (GER) #423



AUDI FIS SKI WORLD CUP
7th LADIES SLALOM
PENALTY CALCULATION



Best 10 at Finish

Rank	Bib	FIS Code	Name	Nation	FIS Points	Best 5	Race Points
1	4	505483	PAERSON Anja	SWE	0.00	0.00	0.00
2	5	385022	KOSTELIC Janica	CRO	0.01	0.01	1.04
3	17	55690	HOSP Nicole	AUT	4.90		
4	12	55590	SCHILD Marlies	AUT	4.10		
5	3	195249	PEQUEGNOT Laure	FRA	0.56	0.56	3.69
5	2	195377	PASCAL Christel	FRA	2.33		
7	15	535825	KOZNICK Kristina	USA	2.22	2.22	4.66
8	1	185140	POUTIAINEN Tanja	FIN	2.09	2.09	6.28
9	27	515092	GRUENENFELDER Corina	SUI	5.48		
10	11	425051	ROGNMO-BAKKE Trine	NOR	4.50		

Best 5 FIS Points at Start

Rank	Bib	FIS Code	Name	Nation	FIS Points
1	4	505483	PAERSON Anja	SWE	0.00
2	5	385022	KOSTELIC Janica	CRO	0.01
5	3	195249	PEQUEGNOT Laure	FRA	0.56
8	1	185140	POUTIAINEN Tanja	FIN	2.09
7	15	535825	KOZNICK Kristina	USA	2.22

TOTALS:		
FIS Points of Best 5 at Start (B)	4.88	
FIS Points of Best at Finish in Top 10 (A)		4.88
Race Points of Corresponding Competitors (C)		15.67
Calculated Penalty (A+B-C) : 10 =>	-0.591	
Rounded	-0.59	
Correction Value (Z)	-1.63	
Penalty Applied	0.00	

Technical Delegate:
P. KNAUTH (GER) #423



AUDI FIS SKI WORLD CUP
7th LADIES SLALOM 2nd RUN
PERFORMANCE ANALYSIS 1



Number of Competitors: 29

Rank	Bib	Name	Nation	Positions			Partials			Difference	
				Pos.	Time	Rank	Pos.	Time	Rank	Time	
1	4	PAERSON Anja	SWE	Run1:	Int1:	23.23	(2)	I1-Fin:	25.57	(1)	0.02
				Fin:	48.80	(1)	0.00				
				Run2:	Int1:	23.74	(20)	I1-Fin:	26.44	(12)	0.46
				Fin:	50.18	(18)	0.84				
Total:	Int1:	1:12.54	(1)	0.00							
Fin:	1:38.98	(1)	0.00								
2	5	KOSTELIC Janica	CRO	Run1:	Int1:	23.57	(9)	I1-Fin:	25.90	(2)	0.36
				Fin:	49.47	(2)	0.67				
				Run2:	Int1:	23.56	(12)	I1-Fin:	26.13	(4)	0.28
				Fin:	49.69	(4)	0.35				
Total:	Int1:	1:13.03	(2)	0.49							
Fin:	1:39.16	(2)	0.18								
3	17	HOSP Nicole	AUT	Run1:	Int1:	23.83	(10)	I1-Fin:	26.03	(3)	0.62
				Fin:	49.86	(6)	1.06				
				Run2:	Int1:	23.38	(4)	I1-Fin:	26.08	(2)	0.10
				Fin:	49.46	(2)	0.12				
Total:	Int1:	1:13.24	(4)	0.70							
Fin:	1:39.32	(3)	0.34								
4	12	SCHILD Marlies	AUT	Run1:	Int1:	23.54	(8)	I1-Fin:	26.48	(9)	0.33
				Fin:	50.02	(9)	1.22				
				Run2:	Int1:	23.28	(1)	I1-Fin:	26.06	(1)	0.00
				Fin:	49.34	(1)	0.00				
Total:	Int1:	1:13.30	(6)	0.76							
Fin:	1:39.36	(4)	0.38								
5	3	PEQUEGNOT Laure	FRA	Run1:	Int1:	23.37	(3)	I1-Fin:	26.26	(5)	0.16
				Fin:	49.63	(5)	0.83				
				Run2:	Int1:	23.44	(7)	I1-Fin:	26.55	(17)	0.16
				Fin:	49.99	(12)	0.65				
Total:	Int1:	1:13.07	(3)	0.53							
Fin:	1:39.62	(5)	0.64								
5	2	PASCAL Christel	FRA	Run1:	Int1:	23.41	(4)	I1-Fin:	26.11	(4)	0.20
				Fin:	49.52	(3)	0.72				
				Run2:	Int1:	23.77	(21)	I1-Fin:	26.33	(9)	0.49
				Fin:	50.10	(15)	0.76				
Total:	Int1:	1:13.29	(5)	0.75							
Fin:	1:39.62	(5)	0.64								



AUDI FIS SKI WORLD CUP
7th LADIES SLALOM 2nd RUN
PERFORMANCE ANALYSIS 1



Number of Competitors: 29

Rank	Bib	Name	Nation	Positions			Partials			Difference	
				Pos.	Time	Rank	Pos.	Time	Rank	Time	
7	15	KOZNICK Kristina	USA	Run1:	Int1:	23.43	(5)	I1-Fin:	26.55	(13)	0.22
					Fin:	49.98	(8)				
				Run2:	Int1:	23.33	(3)	I1-Fin:	26.48	(16)	0.05
					Fin:	49.81	(5)				
Total:	Int1:	1:13.31	(7)				0.77				
		Fin:	1:39.79	(7)				0.81			
8	1	POUTIAINEN Tanja	FIN	Run1:	Int1:	23.91	(11)	I1-Fin:	26.33	(6)	0.70
					Fin:	50.24	(10)				
				Run2:	Int1:	23.56	(12)	I1-Fin:	26.27	(6)	0.28
					Fin:	49.83	(6)				
Total:	Int1:	1:13.80	(10)				1.26				
		Fin:	1:40.07	(8)				1.09			
9	27	GRUENENFELDER C.	SUI	Run1:	Int1:	23.95	(12)	I1-Fin:	26.49	(10)	0.74
					Fin:	50.44	(11)				
				Run2:	Int1:	23.66	(15)	I1-Fin:	26.24	(5)	0.38
					Fin:	49.90	(7)				
Total:	Int1:	1:14.10	(12)				1.56				
		Fin:	1:40.34	(9)				1.36			
10	11	ROGNMO-BAKKE Trine	NOR	Run1:	Int1:	23.21	(1)	I1-Fin:	26.36	(7)	0.00
					Fin:	49.57	(4)				
				Run2:	Int1:	23.81	(23)	I1-Fin:	27.21	(25)	0.53
					Fin:	51.02	(25)				
Total:	Int1:	1:13.38	(8)				0.84				
		Fin:	1:40.59	(10)				1.61			
11	23	EKMAN Susanne	SWE	Run1:	Int1:	24.36	(21)	I1-Fin:	26.52	(11)	1.15
					Fin:	50.88	(14)				
				Run2:	Int1:	23.68	(17)	I1-Fin:	26.29	(7)	0.40
					Fin:	49.97	(11)				
Total:	Int1:	1:14.56	(13)				2.02				
		Fin:	1:40.85	(11)				1.87			
12	25	SPONRING Christine	AUT	Run1:	Int1:	24.42	(24)	I1-Fin:	26.54	(12)	1.21
					Fin:	50.96	(16)				
				Run2:	Int1:	23.67	(16)	I1-Fin:	26.42	(10)	0.39
					Fin:	50.09	(14)				
Total:	Int1:	1:14.63	(16)				2.09				
		Fin:	1:41.05	(12)				2.07			



AUDI FIS SKI WORLD CUP
7th LADIES SLALOM 2nd RUN
PERFORMANCE ANALYSIS 1



Number of Competitors: 29

Rank	Bib	Name	Nation	Positions			Partials			Difference	
				Pos.	Time	Rank	Pos.	Time	Rank	Time	
12	24	BERNTSEN Hedda	NOR	Run1:	Int1:	24.17	(16)	I1-Fin:	26.74	(16)	0.96
				Fin:	50.91	(15)	2.11				
				Run2:	Int1:	23.69	(18)	I1-Fin:	26.45	(13)	0.41
				Fin:	50.14	(16)	0.80				
Total:	Int1:	1:14.60	(14)				2.06				
Fin:	1:41.05	(12)					2.07				
14	20	RIEGLER Claudia	NZE	Run1:	Int1:	24.33	(20)	I1-Fin:	26.91	(17)	1.12
				Fin:	51.24	(18)	2.44				
				Run2:	Int1:	23.50	(8)	I1-Fin:	26.45	(13)	0.22
				Fin:	49.95	(10)	0.61				
Total:	Int1:	1:14.74	(18)				2.20				
Fin:	1:41.19	(14)					2.21				
15	33	TRUPPE Karin	AUT	Run1:	Int1:	24.30	(19)	I1-Fin:	27.01	(18)	1.09
				Fin:	51.31	(19)	2.51				
				Run2:	Int1:	23.31	(2)	I1-Fin:	26.62	(19)	0.03
				Fin:	49.93	(9)	0.59				
Total:	Int1:	1:14.62	(15)				2.08				
Fin:	1:41.24	(15)					2.26				
15	26	OTTOSSON Anna	SWE	Run1:	Int1:	24.02	(13)	I1-Fin:	26.59	(14)	0.81
				Fin:	50.61	(13)	1.81				
				Run2:	Int1:	24.05	(26)	I1-Fin:	26.58	(18)	0.77
				Fin:	50.63	(22)	1.29				
Total:	Int1:	1:14.66	(17)				2.12				
Fin:	1:41.24	(15)					2.26				
17	37	RIESCH Maria	GER	Run1:	Int1:	24.70	(29)	I1-Fin:	27.14	(22)	1.49
				Fin:	51.84	(29)	3.04				
				Run2:	Int1:	23.53	(10)	I1-Fin:	26.11	(3)	0.25
				Fin:	49.64	(3)	0.30				
Total:	Int1:	1:15.37	(25)				2.83				
Fin:	1:41.48	(17)					2.50				
18	39	CERESA Annalisa	ITA	Run1:	Int1:	24.45	(26)	I1-Fin:	27.14	(22)	1.24
				Fin:	51.59	(23)	2.79				
				Run2:	Int1:	23.61	(14)	I1-Fin:	26.30	(8)	0.33
				Fin:	49.91	(8)	0.57				
Total:	Int1:	1:15.20	(23)				2.66				
Fin:	1:41.50	(18)					2.52				



AUDI FIS SKI WORLD CUP
7th LADIES SLALOM 2nd RUN
PERFORMANCE ANALYSIS 1



Number of Competitors: 29

Rank	Bib	Name	Nation	Positions			Partials			Difference	
				Pos.	Time	Rank	Pos.	Time	Rank	Time	
19	28	ZAHROBSKA Sarka	CZE	Run1:	Int1:	24.29	(18)	I1-Fin:	27.06	(20)	1.08
				Fin:	51.35	(20)	2.55				
				Run2:	Int1:	23.69	(18)	I1-Fin:	26.47	(15)	0.41
				Fin:	50.16	(17)	0.82				
Total:	Int1:	1:15.04	(20)				2.50				
Fin:	1:41.51	(19)					2.53				
20	55	MOELGG Manuela	ITA	Run1:	Int1:	24.41	(23)	I1-Fin:	27.27	(27)	1.20
				Fin:	51.68	(28)	2.88				
				Run2:	Int1:	23.38	(4)	I1-Fin:	26.68	(21)	0.10
				Fin:	50.06	(13)	0.72				
Total:	Int1:	1:15.06	(21)				2.52				
Fin:	1:41.74	(20)					2.76				
21	10	ERTL Martina	GER	Run1:	Int1:	23.45	(6)	I1-Fin:	27.04	(19)	0.24
				Fin:	50.49	(12)	1.69				
				Run2:	Int1:	23.50	(8)	I1-Fin:	27.76	(27)	0.22
				Fin:	51.26	(27)	1.92				
Total:	Int1:	1:13.99	(11)				1.45				
Fin:	1:41.75	(21)					2.77				
22	6	BERGMANN Monika	GER	Run1:	Int1:	24.04	(14)	I1-Fin:	27.57	(29)	0.83
				Fin:	51.61	(25)	2.81				
				Run2:	Int1:	23.55	(11)	I1-Fin:	26.68	(21)	0.27
				Fin:	50.23	(20)	0.89				
Total:	Int1:	1:15.16	(22)				2.62				
Fin:	1:41.84	(22)					2.86				
23	32	KIRCHGASSER Michaela	AUT	Run1:	Int1:	24.50	(28)	I1-Fin:	27.17	(25)	1.29
				Fin:	51.67	(27)	2.87				
				Run2:	Int1:	23.78	(22)	I1-Fin:	26.43	(11)	0.50
				Fin:	50.21	(19)	0.87				
Total:	Int1:	1:15.45	(26)				2.91				
Fin:	1:41.88	(23)					2.90				
24	19	RAICH Carina	AUT	Run1:	Int1:	24.44	(25)	I1-Fin:	26.68	(15)	1.23
				Fin:	51.12	(17)	2.32				
				Run2:	Int1:	24.11	(27)	I1-Fin:	26.66	(20)	0.83
				Fin:	50.77	(23)	1.43				
Total:	Int1:	1:15.23	(24)				2.69				
Fin:	1:41.89	(24)					2.91				



AUDI FIS SKI WORLD CUP
7th LADIES SLALOM 2nd RUN
PERFORMANCE ANALYSIS 1



Number of Competitors: 29

Rank	Bib	Name	Nation	Positions			Partials			Difference	
				Pos.	Time	Rank	Pos.	Time	Rank	Time	
25	56	KARBON Denise	ITA	Run1:	Int1:	24.39	(22)	I1-Fin:	27.22	(26)	1.18
				Fin:	51.61	(25)	2.81				
				Run2:	Int1:	23.91	(25)	I1-Fin:	26.68	(21)	0.63
				Fin:	50.59	(21)	1.25				
Total:	Int1:	1:15.52	(27)				2.98				
		Fin:	1:42.20	(25)				3.22			
26	35	BREMSETH Lisa	NOR	Run1:	Int1:	24.45	(26)	I1-Fin:	27.06	(20)	1.24
				Fin:	51.51	(22)	2.71				
				Run2:	Int1:	24.19	(28)	I1-Fin:	26.73	(24)	0.91
				Fin:	50.92	(24)	1.58				
Total:	Int1:	1:15.70	(29)				3.16				
		Fin:	1:42.43	(26)				3.45			
27	21	PRETNAR Spela	SLO	Run1:	Int1:	24.15	(15)	I1-Fin:	27.45	(28)	0.94
				Fin:	51.60	(24)	2.80				
				Run2:	Int1:	23.43	(6)	I1-Fin:	27.79	(28)	0.15
				Fin:	51.22	(26)	1.88				
Total:	Int1:	1:15.03	(19)				2.49				
		Fin:	1:42.82	(27)				3.84			
28	8	EGGER Sabine	AUT	Run1:	Int1:	24.28	(17)	I1-Fin:	27.14	(22)	1.07
				Fin:	51.42	(21)	2.62				
				Run2:	Int1:	24.27	(29)	I1-Fin:	27.33	(26)	0.99
				Fin:	51.60	(28)	2.26				
Total:	Int1:	1:15.69	(28)				3.15				
		Fin:	1:43.02	(28)				4.04			
29	9	GIUS Nicole	ITA	Run1:	Int1:	23.50	(7)	I1-Fin:	26.40	(8)	0.29
				Fin:	49.90	(7)	1.10				
				Run2:	Int1:	23.85	(24)	I1-Fin:	29.64	(29)	0.57
				Fin:	53.49	(29)	4.15				
Total:	Int1:	1:13.75	(9)				1.21				
		Fin:	1:43.39	(29)				4.41			

LEGEND

Pos Intermediate or Speed Position Int1: Intermediate 1 Run2 Second Run Run1 First Run Fin: Finish
Total First + Second Run



AUDI FIS SKI WORLD CUP
7th LADIES SLALOM 2nd RUN
PERFORMANCE ANALYSIS 2



Number of Competitors: 68

Bib Name	Nation	Positions			Partials			Difference	
		Pos.	Time	Rank	Pos.	Time	Rank	Time	
1 POUTIAINEN Tanja	FIN	Run1:	Int1:	23.91	(15)	I1-Fin:	26.33	(6)	0.74
			Fin:	50.24	(10)		1.44		
		Run2:	Int1:	23.56	(12)	I1-Fin:	26.27	(6)	0.28
			Fin:	49.83	(6)		0.49		
Total:	Int1:	1:13.80	(10)				1.26		
	Fin:	1:40.07	(8)				1.09		
2 PASCAL Christel	FRA	Run1:	Int1:	23.41	(6)	I1-Fin:	26.11	(4)	0.24
			Fin:	49.52	(3)		0.72		
		Run2:	Int1:	23.77	(22)	I1-Fin:	26.33	(9)	0.49
			Fin:	50.10	(15)		0.76		
Total:	Int1:	1:13.29	(5)				0.75		
	Fin:	1:39.62	(5)				0.64		
3 PEQUEGNOT Laure	FRA	Run1:	Int1:	23.37	(5)	I1-Fin:	26.26	(5)	0.20
			Fin:	49.63	(5)		0.83		
		Run2:	Int1:	23.44	(7)	I1-Fin:	26.55	(17)	0.16
			Fin:	49.99	(12)		0.65		
Total:	Int1:	1:13.07	(3)				0.53		
	Fin:	1:39.62	(5)				0.64		
4 PAERSON Anja	SWE	Run1:	Int1:	23.23	(3)	I1-Fin:	25.57	(1)	0.06
			Fin:	48.80	(1)		0.00		
		Run2:	Int1:	23.74	(21)	I1-Fin:	26.44	(12)	0.46
			Fin:	50.18	(18)		0.84		
Total:	Int1:	1:12.54	(1)				0.00		
	Fin:	1:38.98	(1)				0.00		
5 KOSTELIC Janica	CRO	Run1:	Int1:	23.57	(13)	I1-Fin:	25.90	(2)	0.40
			Fin:	49.47	(2)		0.67		
		Run2:	Int1:	23.56	(12)	I1-Fin:	26.13	(4)	0.28
			Fin:	49.69	(4)		0.35		
Total:	Int1:	1:13.03	(2)				0.49		
	Fin:	1:39.16	(2)				0.18		
6 BERGMANN Monika	GER	Run1:	Int1:	24.04	(19)	I1-Fin:	27.57	(41)	0.87
			Fin:	51.61	(25)		2.81		
		Run2:	Int1:	23.55	(11)	I1-Fin:	26.68	(21)	0.27
			Fin:	50.23	(20)		0.89		
Total:	Int1:	1:15.16	(22)				2.62		
	Fin:	1:41.84	(22)				2.86		



AUDI FIS SKI WORLD CUP
7th LADIES SLALOM 2nd RUN
PERFORMANCE ANALYSIS 2



Number of Competitors: 68

Bib Name	Nation	Positions			Partials			Difference
		Pos.	Time	Rank	Pos.	Time	Rank	Time
7 NEF Sonja	SUI	Run1:	Int1: 23.17 (1)		I1-Fin:			0.00
			Fin: DNF					
		Run2:	Int1: DNF		I1-Fin:			
		Total:	Int1: DNF					
			Fin: DNF					
8 EGGER Sabine	AUT	Run1:	Int1: 24.28 (23)		I1-Fin: 27.14 (24)			1.11
			Fin: 51.42 (21)					2.62
		Run2:	Int1: 24.27 (30)		I1-Fin: 27.33 (26)			0.99
			Fin: 51.60 (28)				2.26	
		Total:	Int1: 1:15.69 (29)				3.15	
			Fin: 1:43.02 (28)				4.04	
9 GIUS Nicole	ITA	Run1:	Int1: 23.50 (11)		I1-Fin: 26.40 (9)			0.33
			Fin: 49.90 (7)					1.10
		Run2:	Int1: 23.85 (25)		I1-Fin: 29.64 (29)			0.57
			Fin: 53.49 (29)				4.15	
		Total:	Int1: 1:13.75 (9)				1.21	
			Fin: 1:43.39 (29)				4.41	
10 ERTL Martina	GER	Run1:	Int1: 23.45 (9)		I1-Fin: 27.04 (20)			0.28
			Fin: 50.49 (12)					1.69
		Run2:	Int1: 23.50 (8)		I1-Fin: 27.76 (27)			0.22
			Fin: 51.26 (27)				1.92	
		Total:	Int1: 1:13.99 (11)				1.45	
			Fin: 1:41.75 (21)				2.77	
11 ROGNMO-BAKKE Trine	NOR	Run1:	Int1: 23.21 (2)		I1-Fin: 26.36 (7)			0.04
			Fin: 49.57 (4)					0.77
		Run2:	Int1: 23.81 (24)		I1-Fin: 27.21 (25)			0.53
			Fin: 51.02 (25)				1.68	
		Total:	Int1: 1:13.38 (8)				0.84	
			Fin: 1:40.59 (10)				1.61	
12 SCHILD Marlies	AUT	Run1:	Int1: 23.54 (12)		I1-Fin: 26.48 (10)			0.37
			Fin: 50.02 (9)					1.22
		Run2:	Int1: 23.28 (1)		I1-Fin: 26.06 (1)			0.00
			Fin: 49.34 (1)				0.00	
		Total:	Int1: 1:13.30 (6)				0.76	
			Fin: 1:39.36 (4)				0.38	



AUDI FIS SKI WORLD CUP
7th LADIES SLALOM 2nd RUN
PERFORMANCE ANALYSIS 2



Number of Competitors: 68

Bib Name	Nation	Positions			Partials			Difference
		Pos.	Time	Rank	Pos.	Time	Rank	Time
13 OESTER Marlies	SUI	Run1:	Int1: 23.25 (4)		I1-Fin: 26.37 (8)		0.08	
			Fin: DQ					
		Run2:	Int1: DQ		I1-Fin:			
		Total:	Int1: DQ					
		Fin: DQ						
14 GERG Annemarie	GER	Run1:	Int1: 23.46 (10)		I1-Fin:		0.29	
			Fin: DNF					
		Run2:	Int1: DNF		I1-Fin:			
		Total:	Int1: DNF					
		Fin: DNF						
15 KOZNICK Kristina	USA	Run1:	Int1: 23.43 (8)		I1-Fin: 26.55 (14)		0.26	
			Fin: 49.98 (8)					
		Run2:	Int1: 23.33 (3)		I1-Fin: 26.48 (16)			
		Fin: 49.81 (5)				0.05		
		Total:	Int1: 1:13.31 (7)				0.77	
		Fin: 1:39.79 (7)					0.81	
16 SCHLEPER Sarah	USA	Run1:	Int1: 23.42 (7)		I1-Fin:		0.25	
			Fin: DNF					
		Run2:	Int1: DNF		I1-Fin:			
		Total:	Int1: DNF					
		Fin: DNF						
17 HOSP Nicole	AUT	Run1:	Int1: 23.83 (14)		I1-Fin: 26.03 (3)		0.66	
			Fin: 49.86 (6)					
		Run2:	Int1: 23.38 (4)		I1-Fin: 26.08 (2)			
		Fin: 49.46 (2)				0.10		
		Total:	Int1: 1:13.24 (4)				0.70	
		Fin: 1:39.32 (3)					0.34	
18 GOERGL Elisabeth	AUT	Run1:	Int1: 25.37 (56)		I1-Fin: 27.28 (30)		2.20	
			Fin: 52.65 (42)					
		Run2:	Int1: DNQ		I1-Fin:			
		Fin: DNQ						
		Total:	Int1: DNQ					
		Fin: DNQ						



AUDI FIS SKI WORLD CUP
7th LADIES SLALOM 2nd RUN
PERFORMANCE ANALYSIS 2



Number of Competitors: 68

Bib Name	Nation	Positions			Partials			Difference	
		Pos.	Time	Rank	Pos.	Time	Rank	Time	
19 RAICH Carina	AUT	Run1:	Int1:	24.44	(31)	I1-Fin:	26.68	(16)	1.27
		Fin:	51.12	(17)	2.32				
		Run2:	Int1:	24.11	(28)	I1-Fin:	26.66	(20)	0.83
		Fin:	50.77	(23)	1.43				
Total:	Int1:	1:15.23	(24)				2.69		
Fin:	1:41.89	(24)					2.91		
20 RIEGLER Claudia	NZE	Run1:	Int1:	24.33	(26)	I1-Fin:	26.91	(18)	1.16
		Fin:	51.24	(18)	2.44				
		Run2:	Int1:	23.50	(8)	I1-Fin:	26.45	(13)	0.22
		Fin:	49.95	(10)	0.61				
Total:	Int1:	1:14.74	(18)				2.20		
Fin:	1:41.19	(14)					2.21		
21 PRETNAR Spela	SLO	Run1:	Int1:	24.15	(20)	I1-Fin:	27.45	(35)	0.98
		Fin:	51.60	(24)	2.80				
		Run2:	Int1:	23.43	(6)	I1-Fin:	27.79	(28)	0.15
		Fin:	51.22	(26)	1.88				
Total:	Int1:	1:15.03	(19)				2.49		
Fin:	1:42.82	(27)					3.84		
22 RAITA Henna	FIN	Run1:	Int1:	24.03	(18)	I1-Fin:			0.86
		Fin:	DNF						
		Run2:	Int1:			I1-Fin:			
		Fin:	DNF						
Total:	Int1:								
Fin:	DNF								
23 EKMAN Susanne	SWE	Run1:	Int1:	24.36	(27)	I1-Fin:	26.52	(12)	1.19
		Fin:	50.88	(14)	2.08				
		Run2:	Int1:	23.68	(18)	I1-Fin:	26.29	(7)	0.40
		Fin:	49.97	(11)	0.63				
Total:	Int1:	1:14.56	(13)				2.02		
Fin:	1:40.85	(11)					1.87		
24 BERNTSEN Hedda	NOR	Run1:	Int1:	24.17	(21)	I1-Fin:	26.74	(17)	1.00
		Fin:	50.91	(15)	2.11				
		Run2:	Int1:	23.69	(19)	I1-Fin:	26.45	(13)	0.41
		Fin:	50.14	(16)	0.80				
Total:	Int1:	1:14.60	(14)				2.06		
Fin:	1:41.05	(12)					2.07		



AUDI FIS SKI WORLD CUP
7th LADIES SLALOM 2nd RUN
PERFORMANCE ANALYSIS 2



Number of Competitors: 68

Bib Name	Nation	Positions			Partials			Difference	
		Pos.	Time	Rank	Pos.	Time	Rank	Time	
25 SPONRING Christine	AUT	Run1:	Int1:	24.42	(30)	I1-Fin:	26.54	(13)	1.25
			Fin:	50.96	(16)				2.16
		Run2:	Int1:	23.67	(17)	I1-Fin:	26.42	(10)	0.39
			Fin:	50.09	(14)				0.75
Total:	Int1:	1:14.63	(16)				2.09		
	Fin:	1:41.05	(12)				2.07		
26 OTTOSSON Anna	SWE	Run1:	Int1:	24.02	(17)	I1-Fin:	26.59	(15)	0.85
			Fin:	50.61	(13)				1.81
		Run2:	Int1:	24.05	(27)	I1-Fin:	26.58	(18)	0.77
			Fin:	50.63	(22)				1.29
Total:	Int1:	1:14.66	(17)				2.12		
	Fin:	1:41.24	(15)				2.26		
27 GRUENENFELDER Corina	SUI	Run1:	Int1:	23.95	(16)	I1-Fin:	26.49	(11)	0.78
			Fin:	50.44	(11)				1.64
		Run2:	Int1:	23.66	(15)	I1-Fin:	26.24	(5)	0.38
			Fin:	49.90	(7)				0.56
Total:	Int1:	1:14.10	(12)				1.56		
	Fin:	1:40.34	(9)				1.36		
28 ZAHROBSKA Sarka	CZE	Run1:	Int1:	24.29	(24)	I1-Fin:	27.06	(21)	1.12
			Fin:	51.35	(20)				2.55
		Run2:	Int1:	23.69	(19)	I1-Fin:	26.47	(15)	0.41
			Fin:	50.16	(17)				0.82
Total:	Int1:	1:15.04	(20)				2.50		
	Fin:	1:41.51	(19)				2.53		
29 DABIC Lea	SLO	Run1:	Int1:	24.78	(37)	I1-Fin:	27.13	(23)	1.61
			Fin:	51.91	(30)				3.11
		Run2:	Int1:	23.66	(15)	I1-Fin:			0.38
			Fin:	DNF					
Total:	Int1:								
	Fin:	DNF							
30 FLEISS Nika	CRO	Run1:	Int1:	24.95	(48)	I1-Fin:	27.47	(36)	1.78
			Fin:	52.42	(35)				3.62
		Run2:	Int1:			I1-Fin:			
			Fin:	DNQ					
Total:	Int1:								
	Fin:	DNQ							



AUDI FIS SKI WORLD CUP
7th LADIES SLALOM 2nd RUN
PERFORMANCE ANALYSIS 2



Number of Competitors: 68

Bib Name	Nation	Positions			Partials			Difference
		Pos.	Time	Rank	Pos.	Time	Rank	Time
31 BIAVASCHI Elisabetta	ITA	Run1:	Int1: 24.83 (41)		I1-Fin: 27.69 (44)		1.66	
			Fin: 52.52 (38)			3.72		
		Run2:	Int1:		I1-Fin:			
			Fin: DNQ					
Total:	Int1:							
		Fin: DNQ						
32 KIRCHGASSER Michaela	AUT	Run1:	Int1: 24.50 (34)		I1-Fin: 27.17 (27)		1.33	
			Fin: 51.67 (27)			2.87		
		Run2:	Int1: 23.78 (23)		I1-Fin: 26.43 (11)		0.50	
			Fin: 50.21 (19)			0.87		
Total:	Int1: 1:15.45 (26)				2.91			
		Fin: 1:41.88 (23)			2.90			
33 TRUPPE Karin	AUT	Run1:	Int1: 24.30 (25)		I1-Fin: 27.01 (19)		1.13	
			Fin: 51.31 (19)			2.51		
		Run2:	Int1: 23.31 (2)		I1-Fin: 26.62 (19)		0.03	
			Fin: 49.93 (9)			0.59		
Total:	Int1: 1:14.62 (15)				2.08			
		Fin: 1:41.24 (15)			2.26			
34 VIKEN Line	NOR	Run1:	Int1: 24.94 (47)		I1-Fin: 27.44 (34)		1.77	
			Fin: 52.38 (34)			3.58		
		Run2:	Int1:		I1-Fin:			
			Fin: DNQ					
Total:	Int1:							
		Fin: DNQ						
35 BREMSETH Lisa	NOR	Run1:	Int1: 24.45 (32)		I1-Fin: 27.06 (21)		1.28	
			Fin: 51.51 (22)			2.71		
		Run2:	Int1: 24.19 (29)		I1-Fin: 26.73 (24)		0.91	
			Fin: 50.92 (24)			1.58		
Total:	Int1: 1:15.70 (30)				3.16			
		Fin: 1:42.43 (26)			3.45			
36 DE LEYMARIE Florine	FRA	Run1:	Int1: 24.97 (49)		I1-Fin: 27.51 (37)		1.80	
			Fin: 52.48 (37)			3.68		
		Run2:	Int1:		I1-Fin:			
			Fin: DNQ					
Total:	Int1:							
		Fin: DNQ						



AUDI FIS SKI WORLD CUP
7th LADIES SLALOM 2nd RUN
PERFORMANCE ANALYSIS 2



Number of Competitors: 68

Bib Name	Nation	Positions			Partials			Difference	
		Pos.	Time	Rank	Pos.	Time	Rank	Time	
37 RIESCH Maria	GER	Run1:	Int1:	24.70	(36)	I1-Fin:	27.14	(24)	1.53
			Fin:	51.84	(29)				3.04
		Run2:	Int1:	23.53	(10)	I1-Fin:	26.11	(3)	0.25
			Fin:	49.64	(3)				0.30
Total:	Int1:	1:15.37	(25)				2.83		
	Fin:	1:41.48	(17)				2.50		
38 BRYDON Emily	CAN	Run1:	Int1:	25.13	(54)	I1-Fin:	27.51	(37)	1.96
			Fin:	52.64	(41)				3.84
		Run2:	Int1:			I1-Fin:			
			Fin:	DNQ					
Total:	Int1:								
	Fin:	DNQ							
39 CERESA Annalisa	ITA	Run1:	Int1:	24.45	(32)	I1-Fin:	27.14	(24)	1.28
			Fin:	51.59	(23)				2.79
		Run2:	Int1:	23.61	(14)	I1-Fin:	26.30	(8)	0.33
			Fin:	49.91	(8)				0.57
Total:	Int1:	1:15.20	(23)				2.66		
	Fin:	1:41.50	(18)				2.52		
40 STIEGLER Resi	USA	Run1:	Int1:	25.76	(61)	I1-Fin:	49.37	(55)	2.59
			Fin:	1:15.13	(53)				26.33
		Run2:	Int1:			I1-Fin:			
			Fin:	DNQ					
Total:	Int1:								
	Fin:	DNQ							
41 GINI Sandra	SUI	Run1:	Int1:	24.88	(45)	I1-Fin:	27.74	(45)	1.71
			Fin:	DQ					
		Run2:	Int1:			I1-Fin:			
			Fin:	DQ					
Total:	Int1:								
	Fin:	DQ							
42 JANYK Britt	CAN	Run1:	Int1:	24.81	(40)	I1-Fin:	27.42	(33)	1.64
			Fin:	52.23	(32)				3.43
		Run2:	Int1:			I1-Fin:			
			Fin:	DNQ					
Total:	Int1:								
	Fin:	DNQ							



AUDI FIS SKI WORLD CUP
7th LADIES SLALOM 2nd RUN
PERFORMANCE ANALYSIS 2



Number of Competitors: 68

Bib Name	Nation	Positions			Partials			Difference	
		Pos.	Time	Rank	Pos.	Time	Rank	Time	
43 MORANDINI Claudia	ITA	Run1:	Int1:	24.85	(42)	I1-Fin:	27.86	(47)	1.68
			Fin:	52.71	(44)				
		Run2:	Int1:			I1-Fin:			
			Fin:	DNQ					
Total:	Int1:								
		Fin:	DNQ						
44 KNOR Petra	AUT	Run1:	Int1:			I1-Fin:			
			Fin:	DNF					
		Run2:	Int1:			I1-Fin:			
			Fin:	DNF					
Total:	Int1:								
		Fin:	DNF						
45 HARGIN Janette	SWE	Run1:	Int1:	24.79	(38)	I1-Fin:	27.94	(48)	1.62
			Fin:	52.73	(45)				
		Run2:	Int1:			I1-Fin:			
			Fin:	DNQ					
Total:	Int1:								
		Fin:	DNQ						
46 FORSYTH Allison	CAN	Run1:	Int1:			I1-Fin:			
			Fin:	DNS					
		Run2:	Int1:			I1-Fin:			
			Fin:	DNS					
Total:	Int1:								
		Fin:	DNS						
47 CARRICK-ANDERSON Emma	GBR	Run1:	Int1:	24.87	(44)	I1-Fin:	27.55	(40)	1.70
			Fin:	52.42	(35)				
		Run2:	Int1:			I1-Fin:			
			Fin:	DNQ					
Total:	Int1:								
		Fin:	DNQ						
48 HULTDIN Malin	SWE	Run1:	Int1:	24.79	(38)	I1-Fin:	27.29	(31)	1.62
			Fin:	52.08	(31)				
		Run2:	Int1:			I1-Fin:			
			Fin:	DNQ					
Total:	Int1:								
		Fin:	DNQ						



AUDI FIS SKI WORLD CUP
7th LADIES SLALOM 2nd RUN
PERFORMANCE ANALYSIS 2



Number of Competitors: 68

Bib	Name	Nation	Positions			Partials			Difference
			Pos.	Time	Rank	Pos.	Time	Rank	Time
49	FJAELLYD Jessica	SWE	Run1:	Int1: 24.67 (35) Fin: DNF		I1-Fin:		1.50	
			Run2:	Int1: Fin: DNF		I1-Fin:			
			Total:	Int1: Fin: DNF					
50	MANCUSO Julia	USA	Run1:	Int1: 24.22 (22) Fin: DNF		I1-Fin:		1.05	
			Run2:	Int1: Fin: DNF		I1-Fin:			
			Total:	Int1: Fin: DNF					
51	KURFUERSTOVA Eva	CZE	Run1:	Int1: 24.85 (42) Fin: 52.53 (39)		I1-Fin: 27.68 (43)		1.68 3.73	
			Run2:	Int1: Fin: DNQ		I1-Fin:			
			Total:	Int1: Fin: DNQ					
52	DAUTHERIVES Claire	FRA	Run1:	Int1: 25.85 (62) Fin: 53.36 (46)		I1-Fin: 27.51 (37)		2.68 4.56	
			Run2:	Int1: Fin: DNQ		I1-Fin:			
			Total:	Int1: Fin: DNQ					
53	BACHMANN Silke	ITA	Run1:	Int1: 25.04 (52) Fin: 52.37 (33)		I1-Fin: 27.33 (32)		1.87 3.57	
			Run2:	Int1: Fin: DNQ		I1-Fin:			
			Total:	Int1: Fin: DNQ					
54	MERIGHETTI Daniela	ITA	Run1:	Int1: Fin: DNF		I1-Fin:			
			Run2:	Int1: Fin: DNF		I1-Fin:			
			Total:	Int1: Fin: DNF					



AUDI FIS SKI WORLD CUP
7th LADIES SLALOM 2nd RUN
PERFORMANCE ANALYSIS 2



Number of Competitors: 68

Bib Name	Nation	Positions			Partials			Difference	
		Pos.	Time	Rank	Pos.	Time	Rank	Time	
55 MOELGG Manuela	ITA	Run1:	Int1:	24.41	(29)	I1-Fin:	27.27	(29)	1.24
			Fin:	51.68	(28)				2.88
		Run2:	Int1:	23.38	(4)	I1-Fin:	26.68	(21)	0.10
			Fin:	50.06	(13)				0.72
		Total:	Int1:	1:15.06	(21)				2.52
			Fin:	1:41.74	(20)				2.76
56 KARBON Denise	ITA	Run1:	Int1:	24.39	(28)	I1-Fin:	27.22	(28)	1.22
			Fin:	51.61	(25)				2.81
		Run2:	Int1:	23.91	(26)	I1-Fin:	26.68	(21)	0.63
			Fin:	50.59	(21)				1.25
		Total:	Int1:	1:15.52	(27)				2.98
			Fin:	1:42.20	(25)				3.22
57 MUELLER Anne Marie	NOR	Run1:	Int1:			I1-Fin:			
			Fin:	DNF					
		Run2:	Int1:			I1-Fin:			
			Fin:	DNF					
		Total:	Int1:						
			Fin:	DNF					
58 MAZE Tina	SLO	Run1:	Int1:	25.25	(55)	I1-Fin:	29.38	(53)	2.08
			Fin:	54.63	(51)				5.83
		Run2:	Int1:			I1-Fin:			
			Fin:	DNQ					
		Total:	Int1:						
			Fin:	DNQ					
59 RIENDA CONTRERAS M.	SPA	Run1:	Int1:	24.90	(46)	I1-Fin:	27.75	(46)	1.73
			Fin:	52.65	(42)				3.85
		Run2:	Int1:			I1-Fin:			
			Fin:	DNQ					
		Total:	Int1:						
			Fin:	DNQ					
60 KOBAL Ana	SLO	Run1:	Int1:	25.48	(57)	I1-Fin:	28.13	(51)	2.31
			Fin:	53.61	(48)				4.81
		Run2:	Int1:			I1-Fin:			
			Fin:	DNQ					
		Total:	Int1:						
			Fin:	DNQ					



AUDI FIS SKI WORLD CUP
7th LADIES SLALOM 2nd RUN
PERFORMANCE ANALYSIS 2



Number of Competitors: 68

Bib Name	Nation	Positions			Partials			Difference	
		Pos.	Time	Rank	Pos.	Time	Rank	Time	
61 JELUSIC Ana	CRO	Run1:	Int1:	24.99	(50)	I1-Fin:	27.57	(41)	1.82
		Fin:	52.56	(40)	3.76				
		Run2:	Int1:			I1-Fin:			
		Fin:	DNQ						
Total:	Int1:								
Fin:	DNQ								
62 DREV Ana	SLO	Run1:	Int1:	25.02	(51)	I1-Fin:			1.85
		Fin:	DNF						
		Run2:	Int1:			I1-Fin:			
		Fin:	DNF						
Total:	Int1:								
Fin:	DNF								
63 HOELZL Kathrin	GER	Run1:	Int1:	25.08	(53)	I1-Fin:	28.93	(52)	1.91
		Fin:	54.01	(50)	5.21				
		Run2:	Int1:			I1-Fin:			
		Fin:	DNQ						
Total:	Int1:								
Fin:	DNQ								
64 LINDELL-VIKARBY Jessica	SWE	Run1:	Int1:	25.50	(58)	I1-Fin:	27.96	(49)	2.33
		Fin:	53.46	(47)	4.66				
		Run2:	Int1:			I1-Fin:			
		Fin:	DNQ						
Total:	Int1:								
Fin:	DNQ								
65 SMERCIAKOVA Zuzana	SVK	Run1:	Int1:	25.58	(59)	I1-Fin:	29.52	(54)	2.41
		Fin:	55.10	(52)	6.30				
		Run2:	Int1:			I1-Fin:			
		Fin:	DNQ						
Total:	Int1:								
Fin:	DNQ								
66 LOLOVIC Jelena	JUG	Run1:	Int1:	25.63	(60)	I1-Fin:	28.07	(50)	2.46
		Fin:	53.70	(49)	4.90				
		Run2:	Int1:			I1-Fin:			
		Fin:	DNQ						
Total:	Int1:								
Fin:	DNQ								



AUDI FIS SKI WORLD CUP
7th LADIES SLALOM 2nd RUN
PERFORMANCE ANALYSIS 2



Number of Competitors: 68

Bib Name	Nation	Positions			Partials			Difference
		Pos.	Time	Rank	Pos.	Time	Rank	Time
67 SOELLING Sophie	DAN	Run1:	Int1:	26.82	(63)	I1-Fin:		3.65
			Fin:	DNF				
		Run2:	Int1:			I1-Fin:		
			Fin:	DNF				
		Total:	Int1:					
			Fin:	DNF				
68 BLAGOULIAK Tatiana	RUS	Run1:	Int1:			I1-Fin:		
			Fin:	DNS				
		Run2:	Int1:			I1-Fin:		
			Fin:	DNS				
		Total:	Int1:					
			Fin:	DNS				

LEGEND

Pos Intermediate or Speed Position **DNQ** Did Not Qualify **DNF** Did Not Finish **Run2** Second Run **Run1** First Run
Total First + Second Run **Int1:** Intermediate 1 **DNS** Did Not Start **DQ** Disqualified **Fin:** Finish



AUDI FIS SKI WORLD CUP



AUDI FIS SKI WORLD CUP AFTER 7th LADIES SLALOM SLALOM FIS WCSL LIST


Number of Competitors: 65

Rank	FIS Code	Name	Nation	Competition Dates and Locations							Base	- X	+ Y	= WCSL-SL
				1	2	3	4	5	6	7				
				23 NOV 2002 Park City (USA)	30 NOV 2002 Aspen (USA)	15 DEC 2002 Sestrières (ITA)	22 DEC 2002 Lenzerheide (SUI)	29 DEC 2002 Semmering (AUT)	5 JAN 2003 Bormio (ITA)	26 JAN 2003 Maribor (SLO)				
1	385022	KOSTELIC Janica	CRO	100	80	50	100	100	100	80	352	246	610	716
2	505483	PAERSON Anja	SWE	18	100	100	-	-	60	100	540	378	378	540
3	195249	PEQUEGNOT Laure	FRA	50	-	40	-	50	36	45	677	474	221	424
4	195377	PASCAL Christel	FRA	80	45	26	14	80	13	45	312	218	303	397
5	185140	POUTIAINEN Tanja	FIN	12	18	80	80	-	50	32	301	211	272	362
6	55590	SCHILD Marlies	AUT	45	60	22	-	40	36	50	134	94	253	293
7	205636	BERGMANN Monika	GER	20	24	16	50	26	40	9	304	213	185	276
8	535825	KOZNICK Kristina	USA	13	-	11	26	-	26	36	518	363	112	267
9	515268	NEF Sonja	SUI	36	40	8	36	-	45	-	330	231	165	264
10	536481	SCHLEPER Sarah	USA	40	-	24	36	45	14	-	254	178	159	235
11	55690	HOSP Nicole	AUT	32	50	60	-	-	24	60	-	-	226	226
12	205378	ERTL Martina	GER	24	32	32	13	-	36	10	202	141	147	208
13	295435	GIUS Nicole	ITA	29	36	20	18	60	13	2	49	34	178	193
14	425051	ROGNMO-BAKKE Trine	NOR	14	20	13	22	32	-	26	177	124	127	180
15	205115	GERG Annemarie	GER	16	11	18	45	36	18	-	62	43	144	163
16	55302	EGGER Sabine	AUT	60	26	36	-	-	3	3	111	78	128	161
17	515370	OESTER Marlies	SUI	10	29	10	11	-	9	-	261	183	69	147
18	195215	VIDAL Vanessa	FRA	-	5	3	40	16	22	-	200	140	86	146
19	505084	NOWEN Ylva	SWE	-	-	-	-	-	-	-	378	265	-	113
19	415069	RIEGLER Claudia	NZE	11	9	1	60	-	-	18	48	34	99	113
21	55576	GOERGL Elisabeth	AUT	-	-	12	-	20	80	-	-	-	112	112
22	505271	EKMAN Susanne	SWE	22	10	5	-	22	-	24	44	31	83	96
23	55388	RAICH Carina	AUT	-	6	29	7	-	-	7	154	108	49	95
24	565097	PRETNAR Spela	SLO	-	18	9	15	-	5	4	126	88	51	89
25	425359	BERNTSEN Hedda	NOR	-	4	7	16	-	6	22	107	75	55	87
25	515092	GRUENENFELDER Corina	SUI	4	14	-	-	-	2	29	128	90	49	87
27	505187	OTTOSSON Anna	SWE	15	22	-	-	-	16	16	55	39	69	85
27	55691	SPONRING Christine	AUT	-	12	15	-	-	-	22	119	83	49	85
29	155415	ZAHROBSKA Sarka	CZE	-	-	45	8	18	-	12	-	-	83	83
30	185058	RAITA Henna	FIN	8	-	14	-	-	11	-	144	101	33	76





AUDI FIS SKI WORLD CUP



AUDI FIS SKI WORLD CUP AFTER 7th LADIES SLALOM SLALOM FIS WCSL LIST

				23 NOV 2002 Park City (USA) 30 NOV 2002 Aspen (USA) 15 DEC 2002 Sestrières (ITA) 22 DEC 2002 Lenzerheide (SUI) 29 DEC 2002 Semmering (AUT) 5 JAN 2003 Bormio (ITA) 26 JAN 2003 Maribor (SLO)										
Number of Competitors: 65				1	2	3	4	5	6	7	Base	- X	+ Y = WCSL-SL	
Rank	FIS Code	Name	Nation											
31	55359	TRUPPE Karin	AUT	-	-	-	29	-	8	16	10	7	53	56
32	565207	DABIC Lea	SLO	5	18	-	-	-	20	-	41	29	43	55
33	385027	FLEISS Nika	CRO	26	-	-	-	13	-	-	22	15	39	46
33	296259	MOELGG Manuela	ITA	-	-	6	-	29	-	11	-	-	46	46
35	425380	BREMSETH Lisa	NOR	-	-	-	10	26	1	5	-	-	42	42
35	295265	CERESA Annalisa	ITA	-	13	-	9	-	7	13	-	-	42	42
35	425458	VIKEN Line	NOR	-	3	-	20	16	-	-	9	6	39	42
38	106022	JANYK Britt	CAN	-	7	-	12	-	15	-	14	10	34	38
39	565004	BOKAL Natasa	SLO	2	8	-	-	-	-	-	87	61	10	36
40	495065	RIENDA CONTRERAS M.	SPA	7	-	-	-	12	-	-	40	28	19	31
41	705287	ZUZULOVA Veronika	SVK	-	-	-	-	-	-	-	89	62	-	27
42	295559	BIAVASCHI Elisabetta	ITA	-	-	-	-	-	-	-	82	57	-	25
42	206001	RIESCH Maria	GER	-	-	2	6	-	-	14	10	7	22	25
44	537772	STIEGLER Resi	USA	-	-	-	24	-	-	-	-	-	24	24
45	55069	GOETSCHL Renate	AUT	-	-	-	-	-	-	-	76	53	-	23
46	295738	BACHMANN Silke	ITA	-	-	4	-	14	-	-	7	5	18	20
47	565109	DOVZAN Alenka	SLO	-	-	-	-	-	-	-	60	42	-	18
47	55759	KIRCHGASSER Michaela	AUT	-	-	-	-	-	-	8	32	22	8	18
47	296008	MERIGHETTI Daniela	ITA	3	-	-	-	11	4	-	-	-	18	18
50	537545	MANCUSO Julia	USA	6	-	-	-	-	11	-	-	-	17	17
51	305287	HIROI Noriyo	JPN	-	-	-	-	-	-	-	49	34	-	15
52	45002	STEGGALL Zali	AUS	-	-	-	-	-	-	-	47	33	-	14
53	225018	CARRICK-ANDERSON E.	GBR	9	-	-	-	-	-	-	3	2	9	10
53	295445	KARBON Denise	ITA	-	-	-	-	-	-	6	13	9	6	10
55	105741	FORSYTH Allison	CAN	-	-	-	-	-	-	-	30	21	-	9
56	505260	HARGIN Janette	SWE	-	-	-	-	-	-	-	27	19	-	8
56	55136	KOELLERER Karin	AUT	-	-	-	-	-	-	-	26	18	-	8
58	505396	HARGIN Christine	SWE	-	-	-	-	-	-	-	12	8	-	4
58	565243	MAZE Tina	SLO	-	-	-	-	-	-	-	12	8	-	4
58	106056	SIMARD Genevieve	CAN	-	-	-	-	-	-	-	13	9	-	4





AUDI FIS SKI WORLD CUP



AUDI FIS SKI WORLD CUP AFTER 7th LADIES SLALOM SLALOM FIS WCSL LIST

Rank	FIS Code	Name	Nation	Races							Base	- X	+ Y	= WCSL-SL
				1	2	3	4	5	6	7				
				23 NOV 2002 Park City (USA)	30 NOV 2002 Aspen (USA)	15 DEC 2002 Sestrières (ITA)	22 DEC 2002 Lenzerheide (SUI)	29 DEC 2002 Semmering (AUT)	5 JAN 2003 Bormio (ITA)	26 JAN 2003 Maribor (SLO)				
Number of Competitors: 65														
61	205716	HUBER-BRANDT Marina	GER	-	-	-	-	-	-	-	9	6	-	3
62	55544	KNOR Petra	AUT	-	-	-	-	-	-	-	6	4	-	2
62	295927	PLANATSCHER Maddalena	ITA	-	-	-	-	-	-	-	8	6	-	2
62	205736	WOLF Stefanie	GER	-	-	-	-	-	-	-	8	6	-	2
65	155047	ZAKOURILOVA Petra	CZE	-	-	-	-	-	-	-	3	2	-	1

Number of Competitors per Nation until 60th position


AUS : 1	AUT : 10	CAN : 3	CRO : 2	CZE : 1	FIN : 2
FRA : 3	GBR : 1	GER : 4	ITA : 7	JPN : 1	NOR : 4
NZE : 1	SLO : 5	SPA : 1	SUI : 3	SVK : 1	SWE : 6
USA : 4					

LEGEND	
Base	Last season WCSL points
X	(Base / number of planned races in the current season) * number of completed races in the current season
Y	WC points won in the current season
WCSL-SL	World Cup Start List points for Slalom





AUDI FIS SKI WORLD CUP




AUDI FIS SKI WORLD CUP AFTER 7th LADIES SLALOM OVERALL FIS WCSL LIST

Number of Competitors: 150

Rank	FIS Code	Name	Nation	WCSL	DH	SL	GS	SG	K
1	385022	KOSTELIC Janica	CRO	1670	122 (19)	716 (1)	359 (5)	283 (7)	190 (1)
2	55198	DORFMEISTER Michaela	AUT	1319	509 (1)	-	429 (4)	275 (8)	106 (4)
3	505483	PAERSON Anja	SWE	1054	-	540 (2)	501 (2)	13 (48)	-
4	295342	PUTZER Karen	ITA	1018	115 (21)	-	489 (3)	364 (3)	50 (11)
5	55069	GOETSCHL Renate	AUT	1012	478 (2)	23 (45)	15 (45)	356 (4)	140 (2)
6	195374	MONTILLET Carole	FRA	879	401 (4)	-	98 (24)	380 (1)	-
7	205117	GERG Hilde	GER	819	393 (5)	-	23 (42)	378 (2)	25 (19)
8	515268	NEF Sonja	SUI	783	-	264 (9)	519 (1)	-	-
9	205378	ERTL Martina	GER	778	72 (27)	208 (12)	185 (16)	203 (10)	110 (3)
10	55212	MEISSNITZER Alexandra	AUT	719	94 (24)	-	323 (6)	292 (6)	10 (35)
11	536138	CLARK Kirsten L	USA	658	342 (7)	-	60 (29)	238 (9)	18 (26)
12	515098	REY BELLET Corinne	SUI	622	404 (3)	-	41 (37)	177 (12)	-
13	185140	POUTIAINEN Tanja	FIN	583	-	362 (5)	221 (13)	-	-
14	295136	CECCARELLI Daniela	ITA	524	160 (14)	-	9 (51)	305 (5)	50 (11)
15	55261	OBERMOSER Brigitte	AUT	511	224 (9)	-	147 (19)	77 (20)	63 (7)
16	55690	HOSP Nicole	AUT	499	-	226 (11)	273 (9)	-	-
17	536473	LALIVE Caroline	USA	498	179 (12)	-	67 (27)	200 (11)	52 (10)
18	295588	KOSTNER Isolde	ITA	491	389 (6)	-	10 (48)	92 (17)	-
19	195249	PEQUEGNOT Laure	FRA	425	-	424 (3)	1 (70)	-	-
20	195377	PASCAL Christel	FRA	421	-	397 (4)	24 (41)	-	-
21	515409	BERTHOD Sylviane	SUI	394	312 (8)	-	-	82 (18)	-
22	536481	SCHLEPER Sarah	USA	359	-	235 (10)	124 (22)	-	-
23	505187	OTTOSSON Anna	SWE	343	-	85 (27)	232 (11)	26 (40)	-
23	105546	TURGEON Melanie	CAN	343	170 (13)	-	-	173 (13)	-
25	535825	KOZNICK Kristina	USA	326	-	267 (8)	59 (30)	-	-
26	495065	RIENDA CONTRERAS M.	SPA	317	-	31 (40)	286 (7)	-	-
27	55590	SCHILD Marlies	AUT	293	-	293 (6)	-	-	-
28	55290	HEREGGER Selina	AUT	278	180 (11)	-	26 (40)	30 (34)	42 (13)
29	536477	MENDES Jonna	USA	277	144 (17)	-	-	133 (14)	-
30	205636	BERGMANN Monika	GER	276	-	276 (7)	-	-	-
30	425001	FLEMMEN Andrine	NOR	276	-	-	276 (8)	-	-
32	106056	SIMARD Genevieve	CAN	269	-	4 (58)	127 (21)	100 (16)	38 (15)
33	565243	MAZE Tina	SLO	246	-	4 (58)	242 (10)	-	-
33	515370	OESTER Marlies	SUI	246	-	147 (17)	34 (38)	-	65 (6)
35	515348	BORGHI Catherine	SUI	237	157 (15)	-	-	25 (41)	55 (9)
35	295435	GIUS Nicole	ITA	237	-	193 (13)	44 (36)	-	-



AUDI FIS SKI WORLD CUP




AUDI FIS SKI WORLD CUP AFTER 7th LADIES SLALOM OVERALL FIS WCSL LIST

Number of Competitors: 150

Rank	FIS Code	Name	Nation	WCSL	DH	SL	GS	SG	K
37	195503	SUCHET Melanie	FRA	234	191 (10)	–	4 (59)	39 (33)	–
38	105741	FORSYTH Allison	CAN	228	–	9 (55)	219 (14)	–	–
39	355002	HEEB–BATLINER Birgit	LIE	226	–	–	226 (12)	–	–
40	565037	SUHADOLC Mojca	SLO	225	101 (23)	–	–	124 (15)	–
41	55313	ROHREGGER Eveline	AUT	222	–	–	172 (18)	50 (28)	–
42	425389	NILSEN Stina Hofgard	NOR	208	–	–	208 (15)	–	–
43	505083	WIBERG Pernilla	SWE	205	126 (18)	–	1 (70)	56 (25)	22 (22)
44	505084	NOWEN Ylva	SWE	191	–	113 (19)	78 (26)	–	–
45	537545	MANCUSO Julia	USA	188	47 (37)	17 (50)	–	57 (24)	67 (5)
46	295445	KARBON Denise	ITA	183	–	10 (53)	173 (17)	–	–
47	195671	JACQUEMOD Ingrid	FRA	180	112 (22)	–	–	68 (21)	–
47	425051	ROGNMO–BAKKE Trine	NOR	180	–	180 (14)	–	–	–
47	55052	SCHNEIDER Tanja	AUT	180	76 (25)	–	22 (43)	82 (18)	–
50	205392	HAEUSL Regina	GER	179	149 (16)	–	–	30 (34)	–
51	106022	JANYK Britt	CAN	177	–	38 (38)	117 (23)	–	22 (22)
51	206001	RIESCH Maria	GER	177	54 (34)	25 (42)	14 (46)	24 (42)	60 (8)
53	205115	GERG Annemarie	GER	167	–	163 (15)	4 (59)	–	–
54	55576	GOERGL Elisabeth	AUT	163	–	112 (21)	51 (34)	–	–
55	55302	EGGER Sabine	AUT	161	–	161 (16)	–	–	–
56	55539	BERGER Silvia	AUT	159	–	–	129 (20)	30 (34)	–
57	55075	SCHUSTER Stefanie	AUT	158	62 (31)	–	2 (65)	61 (23)	33 (16)
58	195215	VIDAL Vanessa	FRA	146	–	146 (18)	–	–	–
59	505632	LINDELL–VIKARBY Jessica	SWE	137	56 (33)	–	52 (33)	–	29 (17)
60	515573	AUFDENBLATTEN Fraenzi	SUI	128	–	–	83 (25)	45 (30)	–
61	205119	HALTMAYR Petra	GER	126	51 (35)	–	6 (56)	51 (27)	18 (26)
62	425077	MARKEN Ingeborg Helen	NOR	123	122 (19)	–	–	1 (63)	–
63	295533	RECCHIA Lucia	ITA	117	61 (32)	–	–	56 (25)	–
64	415069	RIEGLER Claudia	NZE	113	–	113 (19)	–	–	–
65	155415	ZAHROBSKA Sarka	CZE	109	–	83 (29)	–	–	26 (18)
66	505260	HARGIN Janette	SWE	107	22 (49)	8 (56)	10 (48)	27 (39)	40 (14)
67	105997	BRYDON Emily	CAN	106	44 (38)	–	–	48 (29)	14 (28)
67	515403	MUELLER Tamara	SUI	106	43 (39)	–	–	63 (22)	–
69	295463	BASSIS Patrizia	ITA	103	63 (29)	–	–	40 (32)	–
69	505271	EKMAN Susanne	SWE	103	–	96 (22)	7 (54)	–	–
69	296259	MOELGG Manuela	ITA	103	–	46 (33)	32 (39)	1 (63)	24 (20)
72	205820	HUBER Isabelle	GER	102	63 (29)	–	–	16 (47)	23 (21)



AUDI FIS SKI WORLD CUP




AUDI FIS SKI WORLD CUP AFTER 7th LADIES SLALOM OVERALL FIS WCSL LIST

Number of Competitors: 150

Rank	FIS Code	Name	Nation	WCSL	DH	SL	GS	SG	K
73	565097	PRETNAR Spela	SLO	97	-	89 (24)	8 (52)	-	-
74	55388	RAICH Carina	AUT	95	-	95 (23)	-	-	-
75	55691	SPONRING Christine	AUT	90	1 (64)	85 (27)	4 (59)	-	-
76	425359	BERNTSEN Hedda	NOR	87	-	87 (25)	-	-	-
76	515092	GRUENENFELDER Corina	SUI	87	-	87 (25)	-	-	-
78	295738	BACHMANN Silke	ITA	78	-	20 (46)	58 (31)	-	-
79	565109	DOVZAN Alenka	SLO	76	-	18 (47)	58 (31)	-	-
79	535505	GERETY Megan	USA	76	71 (28)	-	-	5 (53)	-
79	185058	RAITA Henna	FIN	76	-	76 (30)	-	-	-
79	535503	STREET Picabo	USA	76	76 (25)	-	-	-	-
83	535529	MONAHAN Kathleen	USA	70	27 (44)	-	-	43 (31)	-
84	515095	KUMMER Lilian	SUI	62	-	-	62 (28)	-	-
85	55588	RUMPFHUBER Ingrid	AUT	61	49 (36)	-	-	12 (49)	-
85	485062	ZELENSKAJA Warwara	RUS	61	31 (41)	-	-	30 (34)	-
87	295800	TAGLIABUE Elena	ITA	57	28 (43)	-	-	17 (46)	12 (33)
88	55359	TRUPPE Karin	AUT	56	-	56 (31)	-	-	-
89	565207	DABIC Lea	SLO	55	-	55 (32)	-	-	-
90	295927	PLANATSCHER Maddalena	ITA	52	-	2 (62)	50 (35)	-	-
91	385027	FLEISS Nika	CRO	46	-	46 (33)	-	-	-
91	55596	WILHELM Kathrin	AUT	46	41 (40)	-	-	5 (53)	-
93	55622	VIERTHALER Astrid	AUT	45	27 (44)	-	-	4 (58)	14 (28)
94	536884	LUDLOW Libby	USA	44	16 (52)	-	-	28 (38)	-
95	425380	BREMSETH Lisa	NOR	42	-	42 (35)	-	-	-
95	295265	CERESA Annalisa	ITA	42	-	42 (35)	-	-	-
95	425458	VIKEN Line	NOR	42	-	42 (35)	-	-	-
98	55538	WIRTH Katja	AUT	41	3 (60)	-	-	24 (42)	14 (28)
99	515429	DUMERMUTH Monika	SUI	37	13 (54)	-	-	24 (42)	-
100	565004	BOKAL Natasa	SLO	36	-	36 (39)	-	-	-
101	195868	MEILLEUR Karine	FRA	34	25 (48)	-	-	9 (51)	-
102	537544	KILDOW Lindsey C.	USA	33	8 (57)	-	-	5 (53)	20 (24)
103	205043	BRAUNER Sibylle	GER	31	27 (44)	-	-	4 (58)	-
104	515170	STYGER Nadia	SUI	30	20 (51)	-	5 (58)	5 (53)	-
105	105662	LEFRANCOIS Anne Marie	CAN	29	29 (42)	-	-	-	-
106	515496	IMLIG Corinne	SUI	27	27 (44)	-	-	-	-
106	705287	ZUZULOVA Veronika	SVK	27	-	27 (41)	-	-	-
108	295559	BIAVASCHI Elisabetta	ITA	25	-	25 (42)	-	-	-



AUDI FIS SKI WORLD CUP




AUDI FIS SKI WORLD CUP AFTER 7th LADIES SLALOM OVERALL FIS WCSL LIST

Number of Competitors: 150

Rank	FIS Code	Name	Nation	WCSL	DH	SL	GS	SG	K
109	537772	STIEGLER Resi	USA	24	–	24 (44)	–	–	–
110	495318	RUIZ CASTILLO Carolina	SPA	22	–	–	4 (59)	18 (45)	–
111	515560	SCHILD Martina	SUI	21	21 (50)	–	–	–	–
112	45053	JONES Alice	AUS	19	–	–	–	–	19 (25)
113	55759	KIRCHGASSER Michaela	AUT	18	–	18 (47)	–	–	–
113	296008	MERIGHETTI Daniela	ITA	18	–	18 (47)	–	–	–
115	105859	BOUCHER Sara–Maude	CAN	17	2 (61)	–	–	2 (62)	13 (32)
115	295807	VIERIN Sonia	ITA	17	–	–	17 (44)	–	–
117	45071	OWENS Jenny	AUS	16	2 (61)	–	–	–	14 (28)
118	565136	BRACUN Spela	SLO	15	15 (53)	–	–	–	–
118	305287	HIROI Noriyo	JPN	15	–	15 (51)	–	–	–
120	45002	STEGGALL Zali	AUS	14	–	14 (52)	–	–	–
121	105903	PRCHAL Anna	CAN	13	–	–	2 (65)	–	11 (34)
122	385032	JELUSIC Ana	CRO	12	–	–	12 (47)	–	–
123	55383	BLASER Karin	AUT	11	11 (55)	–	–	–	–
124	225018	CARRICK–ANDERSON Emma	GBR	10	–	10 (53)	–	–	–
124	55339	LECHNER Martina	AUT	10	–	–	–	10 (50)	–
124	195291	PELLAT–FINET Caroline	FRA	10	–	–	10 (48)	–	–
127	225206	ALCOTT Chimene	GBR	9	–	–	–	–	9 (36)
127	536479	POWERS Alison	USA	9	9 (56)	–	–	–	–
129	515534	DICHT Erika	SUI	8	–	–	8 (52)	–	–
129	55136	KOELLERER Karin	AUT	8	–	8 (56)	–	–	–
131	495107	GALINDO SANTOLARIA Ana	SPA	7	–	–	7 (54)	–	–
131	185118	KAEYHKOE Pia	FIN	7	–	–	–	–	7 (37)
131	515166	PIEREN Tanja	SUI	7	–	–	–	7 (52)	–
131	355020	SCHAEDLER Tamara	LIE	7	–	–	–	–	7 (37)
135	295449	KLEON Barbara	ITA	6	4 (59)	–	2 (65)	–	–
135	537446	MCCARTY Bryna	USA	6	6 (58)	–	–	–	–
135	515766	SUTER Fabienne	SUI	6	–	–	6 (56)	–	–
138	295462	MAJ Chiara	ITA	5	–	–	–	5 (53)	–
139	505396	HARGIN Christine	SWE	4	–	4 (58)	–	–	–
140	195193	DUVILLARD Kristina	FRA	3	–	–	3 (63)	–	–
140	425022	FJELDAVLIE Merete	NOR	3	–	–	–	3 (60)	–
140	195920	GIVELET Anne–Laure	FRA	3	–	–	–	3 (60)	–
140	205716	HUBER–BRANDT Marina	GER	3	–	3 (61)	–	–	–
140	195273	SEKINO Fujiko	FRA	3	–	–	3 (63)	–	–



AUDI FIS SKI WORLD CUP



AUDI FIS SKI WORLD CUP AFTER 7th LADIES SLALOM OVERALL FIS WCSL LIST

Number of Competitors: 150

Rank	FIS Code	Name	Nation	WCSL	DH	SL	GS	SG	K
145	485217	ALIEVA Olesja	RUS	2	–	–	2 (65)	–	–
145	515478	ALPIGER Ella	SUI	2	2 (61)	–	–	–	–
145	155333	HRSTKOVA Lucie	CZE	2	–	–	2 (65)	–	–
145	55544	KNOR Petra	AUT	2	–	2 (62)	–	–	–
145	205736	WOLF Stefanie	GER	2	–	2 (62)	–	–	–
150	155047	ZAKOURILOVA Petra	CZE	1	–	1 (65)	–	–	–

LEGEND

GS Giant Slalom points **SG** Super-G points **DH** Downhill points **WCSL** Overall points **SL** Slalom points
K Combined points

26-01-2003 / Maribor (SLO) / 5661

Page 5/5

www.fis-ski.com

Generation Date: SUN 26 JAN 2003


Time: 12:59 Swatch Internet Time: @540

Document: 60B 1.0

swatch[®] 



AUDI FIS SKI WORLD CUP



AUDI FIS SKI WORLD CUP AFTER 7th LADIES SLALOM SLALOM FIS WORLD CUP STANDINGS

Rank	FIS Code	Name	Nation	23 NOV 2002 Park City (USA) 30 NOV 2002 Aspen (USA) 15 DEC 2002 Sestrières (ITA) 22 DEC 2002 Lenzerheide (SUI) 29 DEC 2002 Semmering (AUT) 5 JAN 2003 Bormio (ITA) 26 JAN 2003 Maribor (SLO)							WC-SL Diff.	
				1	2	3	4	5	6	7		
1	385022	KOSTELIC Janica	CRO	100	80	50	100	100	100	80	610	
2	505483	PAERSON Anja	SWE	18	100	100	-	-	60	100	378	- 232
3	195377	PASCAL Christel	FRA	80	45	26	14	80	13	45	303	- 307
4	185140	POUTIAINEN Tanja	FIN	12	18	80	80	-	50	32	272	- 338
5	55590	SCHILD Marlies	AUT	45	60	22	-	40	36	50	253	- 357
6	55690	HOSP Nicole	AUT	32	50	60	-	-	24	60	226	- 384
7	195249	PEQUEGNOT Laure	FRA	50	-	40	-	50	36	45	221	- 389
8	205636	BERGMANN Monika	GER	20	24	16	50	26	40	9	185	- 425
9	295435	GIUS Nicole	ITA	29	36	20	18	60	13	2	178	- 432
10	515268	NEF Sonja	SUI	36	40	8	36	-	45	-	165	- 445
11	536481	SCHLEPER Sarah	USA	40	-	24	36	45	14	-	159	- 451
12	205378	ERTL Martina	GER	24	32	32	13	-	36	10	147	- 463
13	205115	GERG Annemarie	GER	16	11	18	45	36	18	-	144	- 466
14	55302	EGGER Sabine	AUT	60	26	36	-	-	3	3	128	- 482
15	425051	ROGNMO-BAKKE Trine	NOR	14	20	13	22	32	-	26	127	- 483
16	55576	GOERGL Elisabeth	AUT	-	-	12	-	20	80	-	112	- 498
16	535825	KOZNICK Kristina	USA	13	-	11	26	-	26	36	112	- 498
18	415069	RIEGLER Claudia	NZE	11	9	1	60	-	-	18	99	- 511
19	195215	VIDAL Vanessa	FRA	-	5	3	40	16	22	-	86	- 524
20	505271	EKMAN Susanne	SWE	22	10	5	-	22	-	24	83	- 527
20	155415	ZAHROBSKA Sarka	CZE	-	-	45	8	18	-	12	83	- 527
22	515370	OESTER Marlies	SUI	10	29	10	11	-	9	-	69	- 541
22	505187	OTTOSSON Anna	SWE	15	22	-	-	-	16	16	69	- 541
24	425359	BERNTSEN Hedda	NOR	-	4	7	16	-	6	22	55	- 555
25	55359	TRUPPE Karin	AUT	-	-	-	29	-	8	16	53	- 557
26	565097	PRETNAR Spela	SLO	-	18	9	15	-	5	4	51	- 559
27	515092	GRUENENFELDER Corina	SUI	4	14	-	-	-	2	29	49	- 561
27	55388	RAICH Carina	AUT	-	6	29	7	-	-	7	49	- 561
27	55691	SPONRING Christine	AUT	-	12	15	-	-	-	22	49	- 561
30	296259	MOELGG Manuela	ITA	-	-	6	-	29	-	11	46	- 564



AUDI FIS SKI WORLD CUP



AUDI FIS SKI WORLD CUP AFTER 7th LADIES SLALOM SLALOM FIS WORLD CUP STANDINGS

Rank	FIS Code	Name	Nation	23 NOV 2002 Park City (USA)							WC-SL	Diff.
				1	2	3	4	5	6	7		
31	565207	DABIC Lea	SLO	5	18	-	-	-	20	-	43	- 567
32	425380	BREMSETH Lisa	NOR	-	-	-	10	26	1	5	42	- 568
32	295265	CERESA Annalisa	ITA	-	13	-	9	-	7	13	42	- 568
34	385027	FLEISS Nika	CRO	26	-	-	-	13	-	-	39	- 571
34	425458	VIKEN Line	NOR	-	3	-	20	16	-	-	39	- 571
36	106022	JANYK Britt	CAN	-	7	-	12	-	15	-	34	- 576
37	185058	RAITA Henna	FIN	8	-	14	-	-	11	-	33	- 577
38	537772	STIEGLER Resi	USA	-	-	-	24	-	-	-	24	- 586
39	206001	RIESCH Maria	GER	-	-	2	6	-	-	14	22	- 588
40	495065	RIENDA CONTRERAS M.	SPA	7	-	-	-	12	-	-	19	- 591
41	295738	BACHMANN Silke	ITA	-	-	4	-	14	-	-	18	- 592
41	296008	MERIGHETTI Daniela	ITA	3	-	-	-	11	4	-	18	- 592
43	537545	MANCUSO Julia	USA	6	-	-	-	-	11	-	17	- 593
44	565004	BOKAL Natasa	SLO	2	8	-	-	-	-	-	10	- 600
45	225018	CARRICK-ANDERSON E.	GBR	9	-	-	-	-	-	-	9	- 601
46	55759	KIRCHGASSER Michaela	AUT	-	-	-	-	-	-	8	8	- 602
47	295445	KARBON Denise	ITA	-	-	-	-	-	-	6	6	- 604

LEGEND

WC-SL World Cup points for Slalom Diff. Points Difference

26-01-2003 / Maribor (SLO) / 5661

Page 2/2

www.fis-ski.com

Generation Date: SUN 26 JAN 2003

Time: 12:59 Swatch Internet Time: @541

Document: 25 1.0





AUDI FIS SKI WORLD CUP



AUDI FIS SKI WORLD CUP

AFTER 7th LADIES SLALOM

OVERALL FIS WORLD CUP STANDINGS

Number of Competitors: 116

Rank	FIS Code	Name	Nation	Points	DH	SL	GS	SG	K
					4 races	7 races	7 races	5 races	1 race
1	385022	KOSTELIC Janica	CRO	1342	114 (7)	610 (1)	303 (4)	215 (4)	100 (1)
2	295342	PUTZER Karen	ITA	790	104 (8)	–	384 (1)	252 (2)	50 (4)
3	505483	PAERSON Anja	SWE	760	–	378 (2)	369 (2)	13 (40)	–
4	55198	DORFMEISTER Michaela	AUT	697	232 (3)	–	266 (6)	163 (8)	36 (7)
5	205378	ERTL Martina	GER	619	63 (18)	147 (12)	180 (9)	149 (10)	80 (2)
6	195374	MONTILLET Carole	FRA	610	245 (1)	–	58 (25)	307 (1)	–
7	55690	HOSP Nicole	AUT	498	–	226 (6)	272 (5)	–	–
8	55212	MEISSNITZER Alexandra	AUT	497	87 (12)	–	250 (7)	160 (9)	–
9	515268	NEF Sonja	SUI	494	–	165 (10)	329 (3)	–	–
10	536138	CLARK Kirsten L	USA	485	245 (1)	–	46 (29)	176 (7)	18 (14)
11	55069	GOETSCHL Renate	AUT	470	218 (4)	–	4 (49)	248 (3)	–
12	185140	POUTIAINEN Tanja	FIN	420	–	272 (4)	148 (15)	–	–
13	205117	GERG Hilde	GER	350	136 (6)	–	14 (37)	200 (5)	–
14	195377	PASCAL Christel	FRA	316	–	303 (3)	13 (38)	–	–
15	536473	LALIVE Caroline	USA	308	83 (14)	–	67 (24)	126 (12)	32 (8)
16	515098	REY BELLET Corinne	SUI	274	149 (5)	–	–	125 (13)	–
17	295136	CECCARELLI Daniela	ITA	262	48 (22)	–	9 (42)	190 (6)	15 (16)
18	55261	OBERMOSER Brigitte	AUT	261	90 (11)	–	116 (18)	33 (25)	22 (12)
19	505187	OTTOSSON Anna	SWE	253	–	69 (22)	158 (13)	26 (31)	–
19	55590	SCHILD Marlies	AUT	253	–	253 (5)	–	–	–
21	495065	RIENDA CONTRERAS M.	SPA	250	–	19 (40)	231 (8)	–	–
22	536481	SCHLEPER Sarah	USA	249	–	159 (11)	90 (23)	–	–
23	195249	PEQUEGNOT Laure	FRA	222	–	221 (7)	1 (56)	–	–
24	105546	TURGEON Melanie	CAN	221	84 (13)	–	–	137 (11)	–
25	536477	MENDES Jonna	USA	213	100 (9)	–	–	113 (14)	–
26	295435	GIUS Nicole	ITA	209	–	178 (9)	31 (33)	–	–
27	205636	BERGMANN Monika	GER	185	–	185 (8)	–	–	–
28	106056	SIMARD Genevieve	CAN	183	–	–	101 (22)	62 (18)	20 (13)
29	425001	FLEMMEN Andrine	NOR	176	–	–	176 (10)	–	–
30	355002	HEEB-BATLINER Birgit	LIE	171	–	–	171 (11)	–	–
30	206001	RIESCH Maria	GER	171	54 (21)	22 (39)	11 (40)	24 (33)	60 (3)
32	55313	ROHREGGER Eveline	AUT	170	–	–	137 (16)	33 (25)	–
33	565037	SUHADOLC Mojca	SLO	169	60 (19)	–	–	109 (15)	–
34	565243	MAZE Tina	SLO	168	–	–	168 (12)	–	–
35	55576	GOERGL Elisabeth	AUT	163	–	112 (16)	51 (27)	–	–
36	295445	KARBON Denise	ITA	159	–	6 (47)	153 (14)	–	–



AUDI FIS SKI WORLD CUP



AUDI FIS SKI WORLD CUP AFTER 7th LADIES SLALOM OVERALL FIS WORLD CUP STANDINGS

Number of Competitors: 116

Rank	FIS Code	Name	Nation	Points	DH	SL	GS	SG	K
					4 races	7 races	7 races	5 races	1 race
37	515409	BERTHOD Sylviane	SUI	150	100 (9)	–	–	50 (21)	–
38	205115	GERG Annemarie	GER	146	–	144 (13)	2 (53)	–	–
39	106022	JANYK Britt	CAN	144	–	34 (36)	110 (19)	–	–
40	535825	KOZNICK Kristina	USA	143	–	112 (16)	31 (33)	–	–
41	515370	OESTER Marlies	SUI	138	–	69 (22)	29 (35)	–	40 (6)
42	55539	BERGER Silvia	AUT	137	–	–	107 (21)	30 (27)	–
42	505632	LINDELL–VIKARBY Jessica	SWE	137	56 (20)	–	52 (26)	–	29 (9)
44	537545	MANCUSO Julia	USA	135	20 (29)	17 (43)	–	53 (20)	45 (5)
45	195671	JACQUEMOD Ingrid	FRA	133	72 (16)	–	–	61 (19)	–
46	55302	EGGER Sabine	AUT	128	–	128 (14)	–	–	–
47	425051	ROGNMO–BAKKE Trine	NOR	127	–	127 (15)	–	–	–
48	105741	FORSYTH Allison	CAN	117	–	–	117 (17)	–	–
49	425389	NILSEN Stina Hofgard	NOR	109	–	–	109 (20)	–	–
49	155415	ZAHROBSKA Sarka	CZE	109	–	83 (20)	–	–	26 (10)
51	515348	BORCHI Catherine	SUI	108	69 (17)	–	–	23 (36)	16 (15)
51	205392	HAEUSL Regina	GER	108	78 (15)	–	–	30 (27)	–
53	515403	MUELLER Tamara	SUI	104	41 (24)	–	–	63 (17)	–
54	296259	MOELGG Manuela	ITA	103	–	46 (30)	32 (30)	1 (50)	24 (11)
55	415069	RIEGLER Claudia	NZE	99	–	99 (18)	–	–	–
56	515573	AUFDENBLATTEN Fraenzi	SUI	95	–	–	50 (28)	45 (22)	–
56	295588	KOSTNER Isolde	ITA	95	29 (26)	–	–	66 (16)	–
58	505271	EKMAN Susanne	SWE	90	–	83 (20)	7 (45)	–	–
59	195215	VIDAL Vanessa	FRA	86	–	86 (19)	–	–	–
60	205820	HUBER Isabelle	GER	62	46 (23)	–	–	16 (39)	–
61	295533	RECCHIA Lucia	ITA	58	14 (33)	–	–	44 (23)	–
62	425359	BERNTSEN Hedda	NOR	55	–	55 (24)	–	–	–
63	565097	PRETNAR Spela	SLO	53	–	51 (26)	2 (53)	–	–
63	55359	TRUPPE Karin	AUT	53	–	53 (25)	–	–	–
65	515092	GRUENENFELDER Corina	SUI	49	–	49 (27)	–	–	–
65	55388	RAICH Carina	AUT	49	–	49 (27)	–	–	–
65	55691	SPONRING Christine	AUT	49	–	49 (27)	–	–	–
68	105997	BRYDON Emily	CAN	47	4 (43)	–	–	43 (24)	–
69	55596	WILHELM Kathrin	AUT	46	41 (24)	–	–	5 (45)	–
70	536884	LUDLOW Libby	USA	44	16 (32)	–	–	28 (29)	–
71	565207	DABIC Lea	SLO	43	–	43 (31)	–	–	–
72	425380	BREMSETH Lisa	NOR	42	–	42 (32)	–	–	–





AUDI FIS SKI WORLD CUP



AUDI FIS SKI WORLD CUP AFTER 7th LADIES SLALOM OVERALL FIS WORLD CUP STANDINGS


Number of Competitors: 116

Rank	FIS Code	Name	Nation	Points	DH	SL	GS	SG	K
					4 races	7 races	7 races	5 races	1 race
72	295265	CERESA Annalisa	ITA	42	–	42 (32)	–	–	–
74	55052	SCHNEIDER Tanja	AUT	41	3 (45)	–	10 (41)	28 (29)	–
75	295738	BACHMANN Silke	ITA	40	–	18 (41)	22 (36)	–	–
76	385027	FLEISS Nika	CRO	39	–	39 (34)	–	–	–
76	535529	MONAHAN Kathleen	USA	39	14 (33)	–	–	25 (32)	–
76	425458	VIKEN Line	NOR	39	–	39 (34)	–	–	–
76	55538	WIRTH Katja	AUT	39	1 (47)	–	–	24 (33)	14 (17)
80	515429	DUMERMUTH Monika	SUI	36	12 (37)	–	–	24 (33)	–
81	185058	RAITA Henna	FIN	33	–	33 (37)	–	–	–
82	565109	DOVZAN Alenka	SLO	32	–	–	32 (30)	–	–
82	295927	PLANATSCHER Maddalena	ITA	32	–	–	32 (30)	–	–
84	295463	BASSIS Patrizia	ITA	30	9 (39)	–	–	21 (37)	–
84	515170	STYGER Nadia	SUI	30	20 (29)	–	5 (48)	5 (45)	–
86	195868	MEILLEUR Karine	FRA	29	22 (28)	–	–	7 (42)	–
87	55290	HEREGGER Selina	AUT	28	9 (39)	–	–	19 (38)	–
88	515496	IMLIG Corinne	SUI	25	25 (27)	–	–	–	–
89	537772	STIEGLER Resi	USA	24	–	24 (38)	–	–	–
90	515560	SCHILD Martina	SUI	20	20 (29)	–	–	–	–
91	296008	MERIGHETTI Daniela	ITA	18	–	18 (41)	–	–	–
92	505260	HARGIN Janette	SWE	13	13 (35)	–	–	–	–
92	195503	SUCHET Melanie	FRA	13	13 (35)	–	–	–	–
94	385032	JELUSIC Ana	CRO	12	–	–	12 (39)	–	–
95	55383	BLASER Karin	AUT	11	11 (38)	–	–	–	–
96	565004	BOKAL Natasa	SLO	10	–	10 (44)	–	–	–
96	495318	RUIZ CASTILLO Carolina	SPA	10	–	–	4 (49)	6 (44)	–
98	225018	CARRICK-ANDERSON Emma	GBR	9	–	9 (45)	–	–	–
98	515095	KUMMER Lilian	SUI	9	–	–	9 (42)	–	–
98	55339	LECHNER Martina	AUT	9	–	–	–	9 (41)	–
101	515534	DICHT Erika	SUI	8	–	–	8 (44)	–	–
101	55759	KIRCHGASSER Michaela	AUT	8	–	8 (46)	–	–	–
103	515166	PIEREN Tanja	SUI	7	–	–	–	7 (42)	–
104	537446	MCCARTY Bryna	USA	6	6 (41)	–	–	–	–
104	55588	RUMPFHUBER Ingrid	AUT	6	6 (41)	–	–	–	–
104	515766	SUTER Fabienne	SUI	6	–	–	6 (46)	–	–
104	295807	VIERIN Sonia	ITA	6	–	–	6 (46)	–	–
108	295462	MAJ Chiara	ITA	5	–	–	–	5 (45)	–





AUDI FIS SKI WORLD CUP



AUDI FIS SKI WORLD CUP AFTER 7th LADIES SLALOM OVERALL FIS WORLD CUP STANDINGS

Number of Competitors: 116

Rank	FIS Code	Name	Nation	Points	DH	SL	GS	SG	K
					4 races	7 races	7 races	5 races	1 race
109	565136	BRACUN Spela	SLO	4	4 (43)	–	–	–	–
110	195193	DUVILLARD Kristina	FRA	3	–	–	3 (51)	–	–
110	495107	GALINDO SANTOLARIA Ana	SPA	3	–	–	3 (51)	–	–
110	195920	GIVELET Anne-Laure	FRA	3	–	–	–	3 (48)	–
110	295800	TAGLIABUE Elena	ITA	3	–	–	–	3 (48)	–
114	485217	ALIEVA Olesja	RUS	2	–	–	2 (53)	–	–
114	205119	HALTMAYR Petra	GER	2	2 (46)	–	–	–	–
116	515478	ALPIGER Ella	SUI	1	1 (47)	–	–	–	–

LEGEND

GS Giant Slalom points **SG** Super-G points **DH** Downhill points **Points** Overall points **SL** Slalom points
K Combined points

26-01-2003 / Maribor (SLO) / 5661

Page 4/4

www.fis-ski.com

Generation Date: SUN 26 JAN 2003

Time: 12:59 Swatch Internet Time: @541

Document: 25 1.0

swatch® 



AUDI FIS SKI WORLD CUP




AUDI FIS SKI WORLD CUP AFTER 7th LADIES SLALOM WOMEN FIS NATION CUP

Number of Nations: 18

Place	Nation	Points	Diff.	DH	SL	GS	SG	K
1	AUT Austria	3613		698	878	1213	752	72
2	ITA Italy	1852	- 1761	204	308	669	582	89
3	USA United States of America	1646	- 1967	484	312	234	521	95
4	GER Germany	1643	- 1970	379	498	207	419	140
5	SUI Switzerland	1554	- 2059	437	283	436	342	56
6	FRA France	1415	- 2198	352	610	75	378	-
7	CRO Croatia	1393	- 2220	114	649	315	215	100
8	SWE Sweden	1253	- 2360	69	530	586	39	29
9	CAN Canada	712	- 2901	88	34	328	242	20
10	NOR Norway	548	- 3065	-	263	285	-	-
11	SLO Slovenia	479	- 3134	64	104	202	109	-
12	FIN Finland	453	- 3160	-	305	148	-	-
13	ESP Spain	263	- 3350	-	19	238	6	-
14	LIE Liechtenstein	171	- 3442	-	-	171	-	-
15	CZE Czech Republic	109	- 3504	-	83	-	-	26
16	NZL New Zealand	99	- 3514	-	99	-	-	-
17	GBR Great Britain	9	- 3604	-	9	-	-	-
18	RUS Russian Federation	2	- 3611	-	-	2	-	-



AUDI FIS SKI WORLD CUP



AUDI FIS SKI WORLD CUP AFTER 7th LADIES SLALOM FIS OVERALL NATION CUP

Number of Nations: 21

Place	Nation	Overall			DH Points			SL Points			GS Points			SG Points			K Points		
		M+W	M	W	M+W	M	W	M+W	M	W	M+W	M	W	M+W	M	W	M+W	M	W
1	AUT	9545	5932	3613	3797	3099	698	1786	908	878	2489	1276	1213	1401	649	752	72	-	72
2	SUI	4105	2551	1554	1642	1205	437	350	67	283	1087	651	436	894	552	342	132	76	56
3	USA	3592	1946	1646	1362	878	484	623	311	312	680	446	234	720	199	521	207	112	95
4	ITA	3053	1201	1852	433	229	204	580	272	308	1284	615	669	667	85	582	89	-	89
5	FRA	2793	1378	1415	804	452	352	954	344	610	534	459	75	451	73	378	50	50	-
6	NOR	2284	1736	548	375	375	-	860	597	263	582	297	285	307	307	-	160	160	-
7	GER	1806	163	1643	433	54	379	540	42	498	257	50	207	436	17	419	140	-	140
8	CRO	1805	412	1393	114	-	114	1027	378	649	349	34	315	215	-	215	100	-	100
9	SWE	1479	226	1253	80	11	69	599	69	530	695	109	586	76	37	39	29	-	29
10	CAN	953	241	712	109	21	88	120	86	34	458	130	328	246	4	242	20	-	20
11	SLO	931	452	479	142	78	64	265	161	104	319	117	202	160	51	109	45	45	-
12	FIN	725	272	453	-	-	-	491	186	305	234	86	148	-	-	-	-	-	-
13	LIE	455	284	171	62	62	-	21	21	-	192	21	171	180	180	-	-	-	-
14	ESP	263	-	263	-	-	-	19	-	19	238	-	238	6	-	6	-	-	-
15	CZE	117	8	109	-	-	-	91	8	83	-	-	-	-	-	-	26	-	26
16	NZL	99	-	99	-	-	-	99	-	99	-	-	-	-	-	-	-	-	-
17	JPN	88	88	-	-	-	-	88	88	-	-	-	-	-	-	-	-	-	-
18	GBR	36	27	9	9	9	-	27	18	9	-	-	-	-	-	-	-	-	-
19	SVK	29	29	-	-	-	-	-	-	-	-	-	-	-	-	-	29	29	-
20	AUS	18	18	-	8	8	-	-	-	-	-	-	-	10	10	-	-	-	-
21	RUS	2	-	2	-	-	-	-	-	-	2	-	2	-	-	-	-	-	-