

**AUDI FIS SKI WORLD CUP**

7th LADIES SUPER-G

LIST OF COMPETITORS BY FIS POINTS

Number of Competitors: 53

FIS Code	Name	Nation	FIS Points
195374	MONTILLET Carole	FRA	0.00
205117	GERG Hilde	GER	0.04
295342	PUTZER Karen	ITA	0.29
55069	GOETSCHL Renate	AUT	0.43
295136	CECCARELLI Daniela	ITA	1.34
55212	MEISSNITZER Alexandra	AUT	1.57
385022	KOSTELIC Janica	CRO	1.73
55198	DORFMEISTER Michaela	AUT	1.88
536138	CLARK Kirsten L	USA	2.54
205378	ERTL Martina	GER	3.16
515098	REY BELLET Corinne	SUI	3.63
105546	TURGEON Melanie	CAN	3.70
536477	MENDES Jonna	USA	4.42
106056	SIMARD Genevieve	CAN	5.01
295588	KOSTNER Isolde	ITA	5.15
515409	BERTHOD Sylviane	SUI	5.33
55052	SCHNEIDER Tanja	AUT	5.33
55261	OBERMOSER Brigitte	AUT	5.42
195671	JACQUEMOD Ingrid	FRA	5.58
205119	HALTMAYR Petra	GER	5.88
55313	ROHREGGER Eveline	AUT	5.90
105997	BRYDON Emily	CAN	5.94
515573	AUFDENBLATTEN Fraenzi	SUI	5.99
55596	WILHELM Kathrin	AUT	6.00
55538	WIRTH Katja	AUT	10.39
55539	BERGER Silvia	AUT	10.76
55290	HEREGGER Selina	AUT	12.08
205392	HAEUSL Regina	GER	12.17
505187	OTTOSSON Anna	SWE	12.35
536884	LUDLOW Libby	USA	12.75
195503	SUCHET Melanie	FRA	13.36
515348	BORGHI Catherine	SUI	13.59
55339	LECHNER Martina	AUT	13.97
515496	IMLIG Corinne	SUI	15.05
515429	DUMERMUTH Monika	SUI	15.06
205820	HUBER Isabelle	GER	15.17



AUDI FIS SKI WORLD CUP
7th LADIES SUPER-G
LIST OF COMPETITORS BY FIS POINTS



Number of Competitors: 53

FIS Code	Name	Nation	FIS Points
495318	RUIZ CASTILLO Carolina	SPA	15.58
505483	PAERSON Anja	SWE	18.05
195868	MEILLEUR Karine	FRA	19.42
515166	PIEREN Tanja	SUI	19.67
515170	STYGER Nadia	SUI	19.95
195920	GIVELET Anne-Laure	FRA	20.29
515560	SCHILD Martina	SUI	23.68
195311	DUVILLARD Julie	FRA	24.50
295449	KLEON Barbara	ITA	25.45
505260	HARGIN Janette	SWE	28.16
295800	TAGLIABUE Elena	ITA	30.33
536479	POWERS Alison	USA	33.58
485314	POPKOVA Anastasij	RUS	34.64
225206	ALCOTT Chimene	GBR	34.74
205043	BRAUNER Sibylle	GER	40.27
35079	SIMARI BIRKNER Maria Belen	ARG	51.06
35089	SIMARI BIRKNER Macarena	ARG	54.07



AUDI FIS SKI WORLD CUP
7th LADIES SUPER-G
ALPHABETICAL LIST OF COMPETITORS



Number of Competitors: 53

Nation	FIS Code	Name	FIS Points (February 2003 List)							
			DH		SL		GS		SG	
ARG	35089	SIMARI BIRKNER Macarena	52.71	(178)	43.61	(311)	54.50	(520)	54.07	(245)
	35079	SIMARI BIRKNER Maria Belen	58.81	(203)	48.48	(385)	28.22	(165)	51.06	(221)
AUT	55539	BERGER Silvia	32.65	(101)	55.01	(504)	5.08	(20)	10.76	(36)
	55198	DORFMEISTER Michaela	0.00	(1)	33.16	(189)	1.17	(4)	1.88	(8)
	55069	GOETSCHL Renate	0.42	(2)	6.00	(31)	15.08	(52)	0.43	(4)
	55290	HEREGGER Selina	4.42	(11)	46.33	(347)	15.63	(57)	12.08	(38)
	55339	LECHNER Martina	19.39	(59)	49.89	(404)	15.47	(55)	13.97	(48)
	55212	MEISSNITZER Alexandra	5.57	(24)	88.66	(1177)	2.55	(6)	1.57	(6)
	55261	OBERMOSER Brigitte	3.83	(9)	75.21	(885)	4.84	(19)	5.42	(20)
	55313	ROHREGGER Eveline	45.40	(149)	31.88	(187)	4.52	(18)	5.90	(28)
	55052	SCHNEIDER Tanja	5.82	(25)	–		17.94	(77)	5.33	(18)
	55596	WILHELM Kathrin	11.38	(41)	52.71	(463)	17.25	(69)	6.00	(31)
55538	WIRTH Katja	6.00	(31)	44.03	(317)	20.02	(96)	10.39	(35)	
CAN	105997	BRYDON Emily	35.55	(115)	23.93	(116)	38.44	(278)	5.94	(29)
	106056	SIMARD Genevieve	48.14	(162)	18.25	(78)	5.10	(21)	5.01	(16)
	105546	TURGEON Melanie	4.55	(13)	60.59	(597)	73.40	(914)	3.70	(13)
CRO	385022	KOSTELIC Janica	5.20	(19)	0.00	(1)	2.08	(5)	1.73	(7)
FRA	195311	DUVILLARD Julie	–		30.51	(173)	17.39	(71)	24.50	(84)
	195920	GIVELET Anne-Laure	29.44	(89)	59.20	(574)	45.65	(381)	20.29	(71)
	195671	JACQUEMOD Ingrid	5.33	(22)	124.88	(1933)	23.39	(117)	5.58	(21)
	195868	MEILLEUR Karine	18.18	(57)	171.38	(2656)	62.33	(675)	19.42	(65)
	195374	MONTILLET Carole	1.45	(4)	173.96	(2690)	5.48	(24)	0.00	(1)
	195503	SUCHET Melanie	4.27	(10)	–		28.45	(173)	13.36	(45)
GBR	225206	ALCOTT Chimene	32.63	(100)	30.42	(172)	16.91	(65)	34.74	(127)
GER	205043	BRAUNER Sibylle	32.48	(99)	127.42	(1975)	61.45	(663)	40.27	(159)
	205378	ERTL Martina	5.87	(27)	4.75	(12)	4.35	(16)	3.16	(10)
	205117	GERG Hilde	1.56	(5)	48.47	(384)	21.04	(104)	0.04	(2)
	205392	HAEUSL Regina	4.83	(16)	164.26	(2552)	72.99	(906)	12.17	(39)
	205119	HALTMAYR Petra	14.52	(51)	62.57	(630)	26.13	(135)	5.88	(27)
	205820	HUBER Isabelle	5.99	(29)	51.58	(440)	41.29	(316)	15.17	(52)



AUDI FIS SKI WORLD CUP
7th LADIES SUPER-G
ALPHABETICAL LIST OF COMPETITORS



Number of Competitors: 53

Nation	FIS Code	Name	FIS Points (February 2003 List)				
			DH	SL	GS	SG	
ITA	295136	CECCARELLI Daniela	4.69 (14)	71.35 (797)	18.62 (83)	1.34 (5)	
	295449	KLEON Barbara	26.32 (80)	89.36 (1196)	14.64 (50)	25.45 (89)	
	295588	KOSTNER Isolde	1.61 (6)	–	42.37 (337)	5.15 (17)	
	295342	PUTZER Karen	5.29 (21)	46.07 (344)	0.39 (3)	0.29 (3)	
	295800	TAGLIABUE Elena	34.19 (110)	83.01 (1063)	78.34 (1049)	30.33 (105)	
RUS	485314	POPKOVA Anastasij	26.67 (81)	–	27.38 (154)	34.64 (125)	
SPA	495318	RUIZ CASTILLO Carolina	33.28 (104)	36.90 (235)	15.08 (52)	15.58 (55)	
SUI	515573	AUFDENBLATTEN Fraenzi	54.48 (186)	28.09 (143)	5.68 (25)	5.99 (30)	
	515409	BERTHOD Sylviane	2.65 (8)	164.60 (2557)	41.90 (328)	5.33 (18)	
	515348	BORGHİ Catherine	4.73 (15)	36.90 (235)	38.96 (283)	13.59 (46)	
	515429	DUMERMUTH Monika	9.85 (34)	111.96 (1676)	19.73 (92)	15.06 (51)	
	515496	IMLIG Corinne	10.88 (36)	157.53 (2469)	51.01 (463)	15.05 (50)	
	515166	PIEREN Tanja	25.51 (79)	100.39 (1420)	26.76 (148)	19.67 (67)	
	515098	REY BELLET Corinne	1.41 (3)	45.17 (330)	15.68 (59)	3.63 (12)	
	515560	SCHILD Martina	14.07 (49)	135.84 (2140)	25.15 (131)	23.68 (81)	
	515170	STYGER Nadia	13.51 (46)	91.70 (1246)	18.58 (82)	19.95 (69)	
SWE	505260	HARGIN Janette	18.80 (58)	14.79 (63)	20.57 (100)	28.16 (95)	
	505187	OTTOSSON Anna	308.54 (1154)	5.91 (27)	3.74 (11)	12.35 (41)	
	505483	PAERSON Anja	189.07 (817)	1.65 (2)	0.23 (2)	18.05 (62)	
USA	536138	CLARK Kirsten L	2.24 (7)	100.38 (1419)	5.98 (29)	2.54 (9)	
	536884	LUDLOW Libby	24.14 (73)	127.49 (1976)	17.30 (70)	12.75 (43)	
	536477	MENDES Jonna	4.90 (17)	81.93 (1044)	16.14 (62)	4.42 (14)	
	536479	POWERS Alison	10.52 (35)	70.28 (773)	75.45 (971)	33.58 (119)	

LEGEND
DH Downhill SL Slalom GS Giant Slalom SG Super-G

**AUDI FIS SKI WORLD CUP**

7th LADIES SUPER-G

START LIST

Jury			Technical Data	
TD FIS	P. KROGOLL	GER	Course Name	Olympia Patscherkofel
Referee	K. HOCH	FIS	Start Altitude	1629 m
Assistant Referee	J. TISCHHAUSER	FIS	Finish Altitude	1032 m
Chief of Race	A. SCHRANZ	AUT	Vertical Drop	597 m
			Course Length	2003 m
			Homologation Number	5517/27/00

Race Information

Course Setter	W. WEDAM	ITA		
Number of Gates	44			
Turning Gates	35			
Start Time	11:00			
Forerunners	A - M. HIRTZINGER. H	AUT	D - A. MATT	AUT
	B - P. RIBIS	AUT	E - A. MOSER	AUT
	C - M. PFISTER	AUT	F - M. MOSER	AUT

Number of Competitors: 53

Bib	FIS Code	Name	Year of Birth	Nation	Time	Ski
1	205392	HAEUSL Regina	1973	GER		SA
2	195503	SUCHET Melanie	1976	FRA		SA
3	505187	OTTOSSON Anna	1976	SWE		DY
4	536884	LUDLOW Libby	1981	USA		SA
5	505260	HARGIN Janette	1977	SWE		RO
6	55539	BERGER Silvia	1980	AUT		FI
7	495318	RUIZ CASTILLO Carolina	1981	SPA		DY
8	55538	WIRTH Katja	1980	AUT		BL
9	105997	BRYDON Emily	1980	CAN		SA
10	515573	AUFDENBLATTEN Fraenzi	1981	SUI		SA
11	55313	ROHREGGER Eveline	1977	AUT		NO
12	195671	JACQUEMOD Ingrid	1978	FRA		SA
13	515409	BERTHOD Sylviane	1977	SUI		SA
14	55052	SCHNEIDER Tanja	1974	AUT		BL
15	295588	KOSTNER Isolde	1975	ITA		FI
16	55261	OBERMOSER Brigitte	1976	AUT		BL
17	106056	SIMARD Genevieve	1980	CAN		RO
18	536477	MENDES Jonna	1979	USA		FI
19	105546	TURGEON Melanie	1976	CAN		SA
20	515098	REY BELLET Corinne	1972	SUI		DY



AUDI FIS SKI WORLD CUP
7th LADIES SUPER-G
START LIST



Number of Competitors: 53

Bib	FIS Code	Name	Year of Birth	Nation	Time	Ski
21	205378	ERTL Martina	1973	GER	_____	RO
22	385022	KOSTELIC Janica	1982	CRO	_____	SA
23	295136	CECCARELLI Daniela	1975	ITA	_____	DY
24	536138	CLARK Kirsten L	1977	USA	_____	FI
25	295342	PUTZER Karen	1978	ITA	_____	RO
26	55212	MEISSNITZER Alexandra	1973	AUT	_____	VK
27	205117	GERG Hilde	1975	GER	_____	VK
28	55198	DORFMEISTER Michaela	1973	AUT	_____	BL
29	55069	GOETSCHL Renate	1975	AUT	_____	SA
30	195374	MONTILLET Carole	1973	FRA	_____	RO
31	505483	PAERSON Anja	1981	SWE	_____	SA
32	205119	HALTMAYR Petra	1975	GER	_____	VK
33	55596	WILHELM Kathrin	1981	AUT	_____	VK
34	55290	HEREGGER Selina	1977	AUT	_____	FI
35	515348	BORGHI Catherine	1976	SUI	_____	FI
36	55339	LECHNER Martina	1978	AUT	_____	BL
37	515496	IMLIG Corinne	1979	SUI	_____	AT
38	515429	DUMERMUTH Monika	1977	SUI	_____	FI
39	205820	HUBER Isabelle	1981	GER	_____	RO
40	195868	MEILLEUR Karine	1980	FRA	_____	RO
41	515166	PIEREN Tanja	1978	SUI	_____	RO
42	515170	STYGER Nadia	1978	SUI	_____	SA
43	195920	GIVELET Anne-Laure	1981	FRA	_____	DY
44	515560	SCHILD Martina	1981	SUI	_____	VK
45	195311	DUVILLARD Julie	1978	FRA	_____	DY
46	295449	KLEON Barbara	1980	ITA	_____	DY
47	295800	TAGLIABUE Elena	1977	ITA	_____	RO
48	536479	POWERS Alison	1979	USA	_____	SA
49	485314	POPKOVA Anastasij	1982	RUS	_____	FI
50	225206	ALCOTT Chimene	1982	GBR	_____	RO
51	205043	BRAUNER Sibylle	1975	GER	_____	VK
52	35079	SIMARI BIRKNER Maria Belen	1982	ARG	_____	RO
53	35089	SIMARI BIRKNER Macarena	1984	ARG	_____	RO

AT : ATOMIC
EL : ELAN
K2 : K2
SA : SALOMON

BL : BLIZZARD
FI : FISCHER
NO : NORDICA
ST : STÖCKLI

DY : DYNASTAR
HE : HEAD
RO : ROSSIGNOL
VK : VÖLKL



AUDI FIS SKI WORLD CUP
7th LADIES SUPER-G
OFFICIAL RESULTS



Jury			Technical Data	
TD FIS	P. KROGOLL	GER	Course Name	Olympia Patscherkofel
Referee	K. HOCH	FIS	Start Altitude	1629 m
Assistant Referee	J. TISCHHAUSER	FIS	Finish Altitude	1032 m
Chief of Race	A. SCHRANZ	AUT	Vertical Drop	597 m
			Course Length	2003 m
			Homologation Number	5517/27/00

Race Information

Course Setter	W. WEDAM	ITA		
Number of Gates	44			
Turning Gates	35			
Start Time	11:00			
Forerunners	A - M. HIRTZINGER. H	AUT	D - A. MATT	AUT
	B - P. RIBIS	AUT	E - A. MOSER	AUT
	C - M. PFISTER	AUT	F - M. MOSER	AUT

Weather: Cloudy Snow: Hard Temperature – Start: -1 °C Finish: 3 °C F-factor: 980

Number of Competitors: 53

Rank	Bib	FIS Code	Name	Nation	Time	Diff.	Race Points	Ski
1	16	55261	OBERMOSER Brigitte	AUT	1:28.06		0.00	BL
2	30	195374	MONTILLET Carole	FRA	1:28.27	0.21	2.34	RO
3	29	55069	GOETSCHL Renate	AUT	1:28.32	0.26	2.89	SA
4	26	55212	MEISSNITZER Alexandra	AUT	1:28.39	0.33	3.67	VK
4	23	295136	CECCARELLI Daniela	ITA	1:28.39	0.33	3.67	DY
6	28	55198	DORFMEISTER Michaela	AUT	1:28.41	0.35	3.90	BL
7	27	205117	GERG Hilde	GER	1:28.44	0.38	4.23	VK
8	22	385022	KOSTELIC Janica	CRO	1:28.47	0.41	4.56	SA
9	24	536138	CLARK Kirsten L	USA	1:28.52	0.46	5.12	FI
10	25	295342	PUTZER Karen	ITA	1:28.89	0.83	9.24	RO
11	2	195503	SUCHET Melanie	FRA	1:29.08	1.02	11.35	SA
12	18	536477	MENDES Jonna	USA	1:29.09	1.03	11.46	FI
13	9	105997	BRYDON Emily	CAN	1:29.15	1.09	12.13	SA
14	15	295588	KOSTNER Isolde	ITA	1:29.38	1.32	14.69	FI
15	20	515098	REY BELLET Corinne	SUI	1:29.49	1.43	15.91	DY
16	4	536884	LUDLOW Libby	USA	1:29.64	1.58	17.58	SA

#076 _____



AUDI FIS SKI WORLD CUP
7th LADIES SUPER-G
OFFICIAL RESULTS



Number of Competitors: 53

Rank	Bib	FIS Code	Name	Nation	Time	Diff.	Race Points	Ski
17	21	205378	ERTL Martina	GER	1:29.69	1.63	18.14	RO
18	46	295449	KLEON Barbara	ITA	1:29.71	1.65	18.36	DY
18	10	515573	AUFDENBLATTEN Fraenzi	SUI	1:29.71	1.65	18.36	SA
20	11	55313	ROHREGGER Eveline	AUT	1:29.79	1.73	19.25	NO
21	8	55538	WIRTH Katja	AUT	1:29.83	1.77	19.70	BL
22	31	505483	PAERSON Anja	SWE	1:29.97	1.91	21.26	SA
22	6	55539	BERGER Silvia	AUT	1:29.97	1.91	21.26	FI
24	13	515409	BERTHOD Sylviane	SUI	1:30.18	2.12	23.59	SA
25	42	515170	STYGER Nadia	SUI	1:30.24	2.18	24.26	SA
26	1	205392	HAEUSL Regina	GER	1:30.26	2.20	24.48	SA
27	50	225206	ALCOTT Chimene	GBR	1:30.32	2.26	25.15	RO
28	14	55052	SCHNEIDER Tanja	AUT	1:30.34	2.28	25.37	BL
29	35	515348	BORGHI Catherine	SUI	1:30.36	2.30	25.60	FI
30	33	55596	WILHELM Kathrin	AUT	1:30.38	2.32	25.82	VK
31	43	195920	GIVELET Anne-Laure	FRA	1:30.59	2.53	28.16	DY
32	34	55290	HEREGGER Selina	AUT	1:30.61	2.55	28.38	FI
33	12	195671	JACQUEMOD Ingrid	FRA	1:30.65	2.59	28.82	SA
34	7	495318	RUIZ CASTILLO Carolina	SPA	1:30.87	2.81	31.27	DY
35	5	505260	HARGIN Janette	SWE	1:31.00	2.94	32.72	RO
36	39	205820	HUBER Isabelle	GER	1:31.05	2.99	33.28	RO
37	36	55339	LECHNER Martina	AUT	1:31.16	3.10	34.50	BL
38	44	515560	SCHILD Martina	SUI	1:31.17	3.11	34.61	VK
39	38	515429	DUMERMUTH Monika	SUI	1:31.23	3.17	35.28	FI
40	47	295800	TAGLIABUE Elena	ITA	1:31.41	3.35	37.28	RO
41	41	515166	PIEREN Tanja	SUI	1:31.55	3.49	38.84	RO
42	52	35079	SIMARI BIRKNER Maria Belen	ARG	1:32.58	4.52	50.30	RO
43	53	35089	SIMARI BIRKNER Macarena	ARG	1:33.66	5.60	62.32	RO

DID NOT FINISH: 10 competitors

3	505187	OTTOSSON Anna	SWE	DY
17	106056	SIMARD Genevieve	CAN	RO
19	105546	TURGEON Melanie	CAN	SA
32	205119	HALTMAYR Petra	GER	VK
37	515496	IMLIG Corinne	SUI	AT
40	195868	MEILLEUR Karine	FRA	RO
45	195311	DUVILLARD Julie	FRA	DY
48	536479	POWERS Alison	USA	SA
49	485314	POPKOVA Anastasij	RUS	FI
51	205043	BRAUNER Sibylle	GER	VK

#076



AUDI FIS SKI WORLD CUP
7th LADIES SUPER-G
OFFICIAL RESULTS



AT : ATOMIC
EL : ELAN
K2 : K2
SA : SALOMON

BL : BLIZZARD
FI : FISCHER
NO : NORDICA
ST : STÖCKLI

DY : DYNASTAR
HE : HEAD
RO : ROSSIGNOL
VK : VÖLKL

Technical Delegate:
P. KROGOLL (GER) #076



AUDI FIS SKI WORLD CUP
7th LADIES SUPER-G
PENALTY CALCULATION



Best 10 at Finish

Rank	Bib	FIS Code	Name	Nation	FIS Points	Best 5	Race Points
1	16	55261	OBERMOSER Brigitte	AUT	5.42		
2	30	195374	MONTILLET Carole	FRA	0.00	0.00	2.34
3	29	55069	GOETSCHL Renate	AUT	0.43	0.43	2.89
4	26	55212	MEISSNITZER Alexandra	AUT	1.57		
4	23	295136	CECCARELLI Daniela	ITA	1.34	1.34	3.67
6	28	55198	DORFMEISTER Michaela	AUT	1.88		
7	27	205117	GERG Hilde	GER	0.04	0.04	4.23
8	22	385022	KOSTELIC Janica	CRO	1.73		
9	24	536138	CLARK Kirsten L	USA	2.54		
10	25	295342	PUTZER Karen	ITA	0.29	0.29	9.24

Best 5 FIS Points at Start

Rank	Bib	FIS Code	Name	Nation	FIS Points
2	30	195374	MONTILLET Carole	FRA	0.00
7	27	205117	GERG Hilde	GER	0.04
10	25	295342	PUTZER Karen	ITA	0.29
3	29	55069	GOETSCHL Renate	AUT	0.43
4	23	295136	CECCARELLI Daniela	ITA	1.34

TOTALS:			
	FIS Points of Best 5 at Start (B)	2.10	
	FIS Points of Best at Finish in Top 10 (A)		2.10
	Race Points of Corresponding Competitors (C)		22.37
	Calculated Penalty (A+B-C) : 10 =>	-1.817	
	Rounded	-1.82	
	Correction Value (Z)	-9.80	
	Penalty Applied	0.00	

Technical Delegate:
P. KROGOLL (GER) #076



AUDI FIS SKI WORLD CUP
7th LADIES SUPER-G
PERFORMANCE ANALYSIS 1



Number of Competitors: 43

Rank	Bib	Name	Nation	Positions			Partials			Difference		Speed	
				Pos.	Time	Rank	Pos.	Time	Rank	Time	Dist(m)	Pos.	km/h
1	16	OBERMOSER Brigitte	AUT	Int1: 21.00 (8) Int2: 48.27 (6) Int3: 1:01.38 (4) Fin: 1:28.06 (1)	I1-I2: 27.27 (2) I2-I3: 13.11 (5) I3-Fin: 26.68 (2)	0.43 0.38 0.24 0.00	0.00	Avg.: 81.89					
2	30	MONTILLET Carole	FRA	Int1: 20.86 (4) Int2: 48.18 (4) Int3: 1:01.66 (8) Fin: 1:28.27 (2)	I1-I2: 27.32 (4) I2-I3: 13.48 (21) I3-Fin: 26.61 (1)	0.29 0.29 0.52 0.21	4.77	Avg.: 81.69					
3	29	GOETSCHL Renate	AUT	Int1: 20.89 (5) Int2: 48.10 (2) Int3: 1:01.20 (2) Fin: 1:28.32 (3)	I1-I2: 27.21 (1) I2-I3: 13.10 (4) I3-Fin: 27.12 (14)	0.32 0.21 0.06 0.26	5.90	Avg.: 81.64					
4	26	MEISSNITZER Alexandra	AUT	Int1: 20.57 (1) Int2: 47.89 (1) Int3: 1:01.14 (1) Fin: 1:28.39 (4)	I1-I2: 27.32 (4) I2-I3: 13.25 (10) I3-Fin: 27.25 (21)	0.00 0.00 0.00 0.33	7.48	Avg.: 81.58					
4	23	CECCARELLI Daniela	ITA	Int1: 20.81 (3) Int2: 48.22 (5) Int3: 1:01.49 (5) Fin: 1:28.39 (4)	I1-I2: 27.41 (7) I2-I3: 13.27 (15) I3-Fin: 26.90 (8)	0.24 0.33 0.35 0.33	7.48	Avg.: 81.58					
6	28	DORFMEISTER Michaela	AUT	Int1: 20.91 (6) Int2: 48.31 (7) Int3: 1:01.56 (7) Fin: 1:28.41 (6)	I1-I2: 27.40 (6) I2-I3: 13.25 (10) I3-Fin: 26.85 (6)	0.34 0.42 0.42 0.35	7.93	Avg.: 81.56					
7	27	GERG Hilde	GER	Int1: 21.24 (21) Int2: 48.66 (11) Int3: 1:01.67 (9) Fin: 1:28.44 (7)	I1-I2: 27.42 (8) I2-I3: 13.01 (1) I3-Fin: 26.77 (4)	0.67 0.77 0.53 0.38	8.61	Avg.: 81.53					
8	22	KOSTELIC Janica	CRO	Int1: 21.17 (16) Int2: 48.48 (8) Int3: 1:01.53 (6) Fin: 1:28.47 (8)	I1-I2: 27.31 (3) I2-I3: 13.05 (3) I3-Fin: 26.94 (10)	0.60 0.59 0.39 0.41	9.28	Avg.: 81.51					
9	24	CLARK Kirsten L	USA	Int1: 20.74 (2) Int2: 48.16 (3) Int3: 1:01.37 (3) Fin: 1:28.52 (9)	I1-I2: 27.42 (8) I2-I3: 13.21 (9) I3-Fin: 27.15 (16)	0.17 0.27 0.23 0.46	10.41	Avg.: 81.46					
10	25	PUTZER Karen	ITA	Int1: 20.97 (7) Int2: 48.66 (11) Int3: 1:01.79 (10) Fin: 1:28.89 (10)	I1-I2: 27.69 (17) I2-I3: 13.13 (6) I3-Fin: 27.10 (12)	0.40 0.77 0.65 0.83	18.70	Avg.: 81.12					



AUDI FIS SKI WORLD CUP
7th LADIES SUPER-G
PERFORMANCE ANALYSIS 1



Number of Competitors: 43

Rank	Bib	Name	Nation	Positions			Partial			Difference		Speed	
				Pos.	Time	Rank	Pos.	Time	Rank	Time	Dist(m)	Pos.	km/h
11	2	SUCHET Melanie	FRA	Int1: 21.30 (26)	Int2: 49.11 (18)	Int3: 1:02.25 (14)	Fin: 1:29.08 (11)	I1-I2: 27.81 (20)	I2-I3: 13.14 (7)	I3-Fin: 26.83 (5)	0.73 1.22 1.11 1.02	22.94	Avg.: 80.95
12	18	MENDES Jonna	USA	Int1: 21.18 (17)	Int2: 48.67 (13)	Int3: 1:01.92 (11)	Fin: 1:29.09 (12)	I1-I2: 27.49 (10)	I2-I3: 13.25 (10)	I3-Fin: 27.17 (18)	0.61 0.78 0.78 1.03	23.16	Avg.: 80.94
13	9	BRYDON Emily	CAN	Int1: 21.55 (37)	Int2: 49.21 (24)	Int3: 1:02.25 (14)	Fin: 1:29.15 (13)	I1-I2: 27.66 (15)	I2-I3: 13.04 (2)	I3-Fin: 26.90 (8)	0.98 1.32 1.11 1.09	24.49	Avg.: 80.88
14	15	KOSTNER Isolde	ITA	Int1: 21.31 (27)	Int2: 49.16 (20)	Int3: 1:02.49 (18)	Fin: 1:29.38 (14)	I1-I2: 27.85 (21)	I2-I3: 13.33 (16)	I3-Fin: 26.89 (7)	0.74 1.27 1.35 1.32	29.58	Avg.: 80.68
15	20	REY BELLET Corinne	SUI	Int1: 21.43 (31)	Int2: 49.48 (32)	Int3: 1:02.73 (22)	Fin: 1:29.49 (15)	I1-I2: 28.05 (30)	I2-I3: 13.25 (10)	I3-Fin: 26.76 (3)	0.86 1.59 1.59 1.43	32.01	Avg.: 80.58
16	4	LUDLOW Libby	USA	Int1: 21.03 (9)	Int2: 48.63 (9)	Int3: 1:01.98 (12)	Fin: 1:29.64 (16)	I1-I2: 27.60 (12)	I2-I3: 13.35 (18)	I3-Fin: 27.66 (36)	0.46 0.74 0.84 1.58	35.30	Avg.: 80.44
17	21	ERTL Martina	GER	Int1: 21.10 (12)	Int2: 49.15 (19)	Int3: 1:02.35 (17)	Fin: 1:29.69 (17)	I1-I2: 28.05 (30)	I2-I3: 13.20 (8)	I3-Fin: 27.34 (24)	0.53 1.26 1.21 1.63	36.40	Avg.: 80.40
18	46	KLEON Barbara	ITA	Int1: 21.16 (15)	Int2: 49.03 (17)	Int3: 1:02.28 (16)	Fin: 1:29.71 (18)	I1-I2: 27.87 (23)	I2-I3: 13.25 (10)	I3-Fin: 27.43 (27)	0.59 1.14 1.14 1.65	36.84	Avg.: 80.38
18	10	AUFDENBLATTEN Fraenzi	SUI	Int1: 21.04 (10)	Int2: 48.65 (10)	Int3: 1:02.60 (20)	Fin: 1:29.71 (18)	I1-I2: 27.61 (13)	I2-I3: 13.95 (35)	I3-Fin: 27.11 (13)	0.47 0.76 1.46 1.65	36.84	Avg.: 80.38
20	11	ROHREGGER Eveline	AUT	Int1: 21.25 (23)	Int2: 48.83 (15)	Int3: 1:02.64 (21)	Fin: 1:29.79 (20)	I1-I2: 27.58 (11)	I2-I3: 13.81 (31)	I3-Fin: 27.15 (16)	0.68 0.94 1.50 1.73	38.59	Avg.: 80.31
21	8	WIRTH Katja	AUT	Int1: 21.20 (20)	Int2: 49.41 (29)	Int3: 1:02.89 (26)	Fin: 1:29.83 (21)	I1-I2: 28.21 (36)	I2-I3: 13.48 (21)	I3-Fin: 26.94 (10)	0.63 1.52 1.75 1.77	39.47	Avg.: 80.27
22	31	PAERSON Anja	SWE	Int1: 21.11 (13)	Int2: 48.90 (16)	Int3: 1:02.57 (19)	Fin: 1:29.97 (22)	I1-I2: 27.79 (19)	I2-I3: 13.67 (29)	I3-Fin: 27.40 (25)	0.54 1.01 1.43 1.91	42.52	Avg.: 80.15
22	6	BERGER Silvia	AUT	Int1: 21.04 (10)	Int2: 48.70 (14)	Int3: 1:02.03 (13)	Fin: 1:29.97 (22)	I1-I2: 27.66 (15)	I2-I3: 13.33 (16)	I3-Fin: 27.94 (38)	0.47 0.81 0.89 1.91	42.52	Avg.: 80.15



AUDI FIS SKI WORLD CUP
7th LADIES SUPER-G
PERFORMANCE ANALYSIS 1



Number of Competitors: 43

Rank	Bib	Name	Nation	Positions			Partials			Difference		Speed	
				Pos.	Time	Rank	Pos.	Time	Rank	Time	Dist(m)	Pos.	km/h
24	13	BERTHOD Sylviane	SUI	Int1: 21.29 (25) Int2: 49.29 (25) Int3: 1:02.90 (27) Fin: 1:30.18 (24)	I1-I2: 28.00 (27) I2-I3: 13.61 (26) I3-Fin: 27.28 (23)	0.72 1.40 1.76 2.12	47.09	Avg.: 79.96					
25	42	STYGER Nadia	SUI	Int1: 21.54 (36) Int2: 49.19 (21) Int3: 1:02.83 (24) Fin: 1:30.24 (25)	I1-I2: 27.65 (14) I2-I3: 13.64 (27) I3-Fin: 27.41 (26)	0.97 1.30 1.69 2.18	48.39	Avg.: 79.91					
26	1	HAEUSL Regina	GER	Int1: 21.53 (35) Int2: 49.42 (30) Int3: Fin: 1:30.26 (26)	I1-I2: 27.89 (24) I2-I3: I3-Fin:	0.96 1.53 2.20	48.82	Avg.: 79.89					
27	50	ALCOTT Chimene	GBR	Int1: 21.25 (23) Int2: 49.61 (38) Int3: 1:03.14 (31) Fin: 1:30.32 (27)	I1-I2: 28.36 (40) I2-I3: 13.53 (23) I3-Fin: 27.18 (19)	0.68 1.72 2.00 2.26	50.12	Avg.: 79.84					
28	14	SCHNEIDER Tanja	AUT	Int1: 21.11 (13) Int2: 49.20 (23) Int3: 1:02.85 (25) Fin: 1:30.34 (28)	I1-I2: 28.09 (33) I2-I3: 13.65 (28) I3-Fin: 27.49 (30)	0.54 1.31 1.71 2.28	50.55	Avg.: 79.82					
29	35	BORGHI Catherine	SUI	Int1: 21.50 (33) Int2: 49.62 (39) Int3: 1:03.22 (32) Fin: 1:30.36 (29)	I1-I2: 28.12 (35) I2-I3: 13.60 (25) I3-Fin: 27.14 (15)	0.93 1.73 2.08 2.30	50.98	Avg.: 79.80					
30	33	WILHELM Kathrin	AUT	Int1: 21.41 (30) Int2: 49.42 (30) Int3: 1:02.82 (23) Fin: 1:30.38 (30)	I1-I2: 28.01 (29) I2-I3: 13.40 (19) I3-Fin: 27.56 (33)	0.84 1.53 1.68 2.32	51.42	Avg.: 79.78					
31	43	GIVELET Anne-Laure	FRA	Int1: 21.51 (34) Int2: 49.36 (26) Int3: 1:03.33 (33) Fin: 1:30.59 (31)	I1-I2: 27.85 (21) I2-I3: 13.97 (36) I3-Fin: 27.26 (22)	0.94 1.47 2.19 2.53	55.94	Avg.: 79.60					
32	34	HEREGGER Selina	AUT	Int1: 21.19 (18) Int2: 49.19 (21) Int3: 1:03.11 (30) Fin: 1:30.61 (32)	I1-I2: 28.00 (27) I2-I3: 13.92 (34) I3-Fin: 27.50 (31)	0.62 1.30 1.97 2.55	56.37	Avg.: 79.58					
33	12	JACQUEMOD Ingrid	FRA	Int1: 21.24 (21) Int2: 49.57 (35) Int3: 1:03.43 (34) Fin: 1:30.65 (33)	I1-I2: 28.33 (39) I2-I3: 13.86 (32) I3-Fin: 27.22 (20)	0.67 1.68 2.29 2.59	57.23	Avg.: 79.55					
34	7	RUIZ CASTILLO Carolina	SPA	Int1: 21.31 (27) Int2: 49.52 (33) Int3: 1:02.92 (28) Fin: 1:30.87 (34)	I1-I2: 28.21 (36) I2-I3: 13.40 (19) I3-Fin: 27.95 (39)	0.74 1.63 1.78 2.81	61.94	Avg.: 79.35					
35	5	HARGIN Janette	SWE	Int1: 21.63 (39) Int2: 49.39 (27) Int3: 1:03.52 (36) Fin: 1:31.00 (35)	I1-I2: 27.76 (18) I2-I3: 14.13 (40) I3-Fin: 27.48 (29)	1.06 1.50 2.38 2.94	64.71	Avg.: 79.24					
36	39	HUBER Isabelle	GER	Int1: 21.58 (38) Int2: 49.53 (34) Int3: 1:03.59 (37) Fin: 1:31.05 (36)	I1-I2: 27.95 (25) I2-I3: 14.06 (39) I3-Fin: 27.46 (28)	1.01 1.64 2.45 2.99	65.78	Avg.: 79.20					



AUDI FIS SKI WORLD CUP
7th LADIES SUPER-G
PERFORMANCE ANALYSIS 1



Number of Competitors: 43

Rank	Bib	Name	Nation	Positions			Partials			Difference		Speed	
				Pos.	Time	Rank	Pos.	Time	Rank	Time	Dist(m)	Pos.	km/h
37	36	LECHNER Martina	AUT	Int1: 21.19 (18)	Int2: 49.59 (37)	Int3: 1:03.60 (39)	Fin: 1:31.16 (37)	I1-I2: 28.40 (41)	I2-I3: 14.01 (37)	I3-Fin: 27.56 (33)	0.62 1.70 2.46 3.10	68.11	Avg.: 79.10
38	44	SCHILD Martina	SUI	Int1: 21.63 (39)	Int2: 49.84 (41)	Int3: 1:03.59 (37)	Fin: 1:31.17 (38)	I1-I2: 28.21 (36)	I2-I3: 13.75 (30)	I3-Fin: 27.58 (35)	1.06 1.95 2.45 3.11	68.33	Avg.: 79.09
39	38	DUMERMUTH Monika	SUI	Int1: 21.49 (32)	Int2: 49.58 (36)	Int3: 1:03.48 (35)	Fin: 1:31.23 (39)	I1-I2: 28.09 (33)	I2-I3: 13.90 (33)	I3-Fin: 27.75 (37)	0.92 1.69 2.34 3.17	69.60	Avg.: 79.04
40	47	TAGLIABUE Elena	ITA	Int1: 21.33 (29)	Int2: 49.40 (28)	Int3: 1:02.98 (29)	Fin: 1:31.41 (40)	I1-I2: 28.07 (32)	I2-I3: 13.58 (24)	I3-Fin: 28.43 (42)	0.76 1.51 1.84 3.35	73.41	Avg.: 78.88
41	41	PIEREN Tanja	SUI	Int1: 21.67 (41)	Int2: 49.64 (40)	Int3: 1:04.00 (40)	Fin: 1:31.55 (41)	I1-I2: 27.97 (26)	I2-I3: 14.36 (42)	I3-Fin: 27.55 (32)	1.10 1.75 2.86 3.49	76.36	Avg.: 78.76
42	52	SIMARI BIRKNER Maria Belen	ARG	Int1: 21.76 (42)	Int2: 50.62 (42)	Int3: 1:04.63 (41)	Fin: 1:32.58 (42)	I1-I2: 28.86 (42)	I2-I3: 14.01 (37)	I3-Fin: 27.95 (39)	1.19 2.73 3.49 4.52	97.79	Avg.: 77.89
43	53	SIMARI BIRKNER Macarena	ARG	Int1: 22.38 (43)	Int2: 51.49 (43)	Int3: 1:05.65 (42)	Fin: 1:33.66 (43)	I1-I2: 29.11 (43)	I2-I3: 14.16 (41)	I3-Fin: 28.01 (41)	1.81 3.60 4.51 5.60	119.76	Avg.: 76.99

LEGEND							
Pos	Intermediate or Speed Position	Dist(m)	Distance behind the first	Int2:	Intermediate 2	Fin:	Finish
Avg.	Average Speed for the race	Int1:	Intermediate 1	Int3:	Intermediate 3		



AUDI FIS SKI WORLD CUP
7th LADIES SUPER-G
PERFORMANCE ANALYSIS 2



Number of Competitors: 53

Bib	Name	Nation	Positions			Partials			Difference		Speed									
			Pos.	Time	Rank	Pos.	Time	Rank	Time	Dist(m)	Pos.	km/h	Rank							
1	HAEUSL Regina	GER	Int1:	21.53	(37)	I1-I2:	27.89	(25)	0.96											
			Int2:	49.42	(31)	I2-I3:			1.53											
			Int3:			I3-Fin:														
			Fin:	1:30.26	(26)				2.20	48.82				Avg.:	79.89					
2	SUCHET Melanie	FRA	Int1:	21.30	(26)	I1-I2:	27.81	(21)	0.73											
			Int2:	49.11	(19)	I2-I3:	13.14	(7)	1.22											
			Int3:	1:02.25	(14)	I3-Fin:	26.83	(5)	1.11											
			Fin:	1:29.08	(11)				1.02	22.94				Avg.:	80.95					
3	OTTOSSON Anna	SWE	Int1:	22.07	(49)	I1-I2:	28.19	(38)	1.50											
			Int2:	50.26	(46)	I2-I3:	13.96	(39)	2.37											
			Int3:	1:04.22	(44)	I3-Fin:			3.08											
			Fin:	DNF										Avg.:						
4	LUDLOW Libby	USA	Int1:	21.03	(9)	I1-I2:	27.60	(13)	0.46											
			Int2:	48.63	(9)	I2-I3:	13.35	(18)	0.74											
			Int3:	1:01.98	(12)	I3-Fin:	27.66	(36)	0.84											
			Fin:	1:29.64	(16)				1.58	35.30				Avg.:	80.44					
5	HARGIN Janette	SWE	Int1:	21.63	(41)	I1-I2:	27.76	(19)	1.06											
			Int2:	49.39	(28)	I2-I3:	14.13	(44)	1.50											
			Int3:	1:03.52	(38)	I3-Fin:	27.48	(29)	2.38											
			Fin:	1:31.00	(35)				2.94	64.71				Avg.:	79.24					
6	BERGER Silvia	AUT	Int1:	21.04	(10)	I1-I2:	27.66	(16)	0.47											
			Int2:	48.70	(14)	I2-I3:	13.33	(16)	0.81											
			Int3:	1:02.03	(13)	I3-Fin:	27.94	(38)	0.89											
			Fin:	1:29.97	(22)				1.91	42.52				Avg.:	80.15					
7	RUIZ CASTILLO Carolina	SPA	Int1:	21.31	(27)	I1-I2:	28.21	(39)	0.74											
			Int2:	49.52	(34)	I2-I3:	13.40	(19)	1.63											
			Int3:	1:02.92	(29)	I3-Fin:	27.95	(39)	1.78											
			Fin:	1:30.87	(34)				2.81	61.94				Avg.:	79.35					
8	WIRTH Katja	AUT	Int1:	21.20	(20)	I1-I2:	28.21	(39)	0.63											
			Int2:	49.41	(30)	I2-I3:	13.48	(21)	1.52											
			Int3:	1:02.89	(27)	I3-Fin:	26.94	(10)	1.75											
			Fin:	1:29.83	(21)				1.77	39.47				Avg.:	80.27					
9	BRYDON Emily	CAN	Int1:	21.55	(39)	I1-I2:	27.66	(16)	0.98											
			Int2:	49.21	(25)	I2-I3:	13.04	(2)	1.32											
			Int3:	1:02.25	(14)	I3-Fin:	26.90	(8)	1.11											
			Fin:	1:29.15	(13)				1.09	24.49				Avg.:	80.88					
10	AUFDENBLATTEN Fraenzi	SUI	Int1:	21.04	(10)	I1-I2:	27.61	(14)	0.47											
			Int2:	48.65	(10)	I2-I3:	13.95	(38)	0.76											
			Int3:	1:02.60	(21)	I3-Fin:	27.11	(13)	1.46											
			Fin:	1:29.71	(18)				1.65	36.84				Avg.:	80.38					



AUDI FIS SKI WORLD CUP
7th LADIES SUPER-G
PERFORMANCE ANALYSIS 2



Number of Competitors: 53

Bib	Name	Nation	Positions			Partials			Difference		Speed	
			Pos.	Time	Rank	Pos.	Time	Rank	Time	Dist(m)	Pos.	km/h
11	ROHREGGER Eveline	AUT	Int1: 21.25 (23)	Int2: 48.83 (15)	Int3: 1:02.64 (22)	Fin: 1:29.79 (20)	I1-I2: 27.58 (12)	I2-I3: 13.81 (32)	I3-Fin: 27.15 (16)	0.68 0.94 1.50 1.73	38.59	Avg.: 80.31
12	JACQUEMOD Ingrid	FRA	Int1: 21.24 (21)	Int2: 49.57 (36)	Int3: 1:03.43 (35)	Fin: 1:30.65 (33)	I1-I2: 28.33 (44)	I2-I3: 13.86 (34)	I3-Fin: 27.22 (20)	0.67 1.68 2.29 2.59	57.23	Avg.: 79.55
13	BERTHOD Sylviane	SUI	Int1: 21.29 (25)	Int2: 49.29 (26)	Int3: 1:02.90 (28)	Fin: 1:30.18 (24)	I1-I2: 28.00 (29)	I2-I3: 13.61 (27)	I3-Fin: 27.28 (23)	0.72 1.40 1.76 2.12	47.09	Avg.: 79.96
14	SCHNEIDER Tanja	AUT	Int1: 21.11 (13)	Int2: 49.20 (24)	Int3: 1:02.85 (26)	Fin: 1:30.34 (28)	I1-I2: 28.09 (35)	I2-I3: 13.65 (29)	I3-Fin: 27.49 (30)	0.54 1.31 1.71 2.28	50.55	Avg.: 79.82
15	KOSTNER Isolde	ITA	Int1: 21.31 (27)	Int2: 49.16 (21)	Int3: 1:02.49 (19)	Fin: 1:29.38 (14)	I1-I2: 27.85 (22)	I2-I3: 13.33 (16)	I3-Fin: 26.89 (7)	0.74 1.27 1.35 1.32	29.58	Avg.: 80.68
16	OBERMOSER Brigitte	AUT	Int1: 21.00 (8)	Int2: 48.27 (6)	Int3: 1:01.38 (4)	Fin: 1:28.06 (1)	I1-I2: 27.27 (2)	I2-I3: 13.11 (5)	I3-Fin: 26.68 (2)	0.43 0.38 0.24 0.00	0.00	Avg.: 81.89
17	SIMARD Genevieve	CAN	Int1: 21.63 (41)	Int2: 49.59 (38)	Int3: 1:03.50 (37)	Fin: DNF	I1-I2: 27.96 (27)	I2-I3: 13.91 (36)	I3-Fin:	1.06 1.70 2.36		Avg.:
18	MENDES Jonna	USA	Int1: 21.18 (17)	Int2: 48.67 (13)	Int3: 1:01.92 (11)	Fin: 1:29.09 (12)	I1-I2: 27.49 (10)	I2-I3: 13.25 (10)	I3-Fin: 27.17 (18)	0.61 0.78 0.78 1.03	23.16	Avg.: 80.94
19	TURGEON Melanie	CAN	Int1: 21.33 (30)	Int2: 48.87 (16)	Int3: 1:02.47 (18)	Fin: DNF	I1-I2: 27.54 (11)	I2-I3: 13.60 (25)	I3-Fin:	0.76 0.98 1.33		Avg.:
20	REY BELLET Corinne	SUI	Int1: 21.43 (33)	Int2: 49.48 (33)	Int3: 1:02.73 (23)	Fin: 1:29.49 (15)	I1-I2: 28.05 (32)	I2-I3: 13.25 (10)	I3-Fin: 26.76 (3)	0.86 1.59 1.59 1.43	32.01	Avg.: 80.58
21	ERTL Martina	GER	Int1: 21.10 (12)	Int2: 49.15 (20)	Int3: 1:02.35 (17)	Fin: 1:29.69 (17)	I1-I2: 28.05 (32)	I2-I3: 13.20 (8)	I3-Fin: 27.34 (24)	0.53 1.26 1.21 1.63	36.40	Avg.: 80.40
22	KOSTELIC Janica	CRO	Int1: 21.17 (16)	Int2: 48.48 (8)	Int3: 1:01.53 (6)	Fin: 1:28.47 (8)	I1-I2: 27.31 (3)	I2-I3: 13.05 (3)	I3-Fin: 26.94 (10)	0.60 0.59 0.39 0.41	9.28	Avg.: 81.51
23	CECCARELLI Daniela	ITA	Int1: 20.81 (3)	Int2: 48.22 (5)	Int3: 1:01.49 (5)	Fin: 1:28.39 (4)	I1-I2: 27.41 (7)	I2-I3: 13.27 (15)	I3-Fin: 26.90 (8)	0.24 0.33 0.35 0.33	7.48	Avg.: 81.58



AUDI FIS SKI WORLD CUP
7th LADIES SUPER-G
PERFORMANCE ANALYSIS 2



Number of Competitors: 53

Bib	Name	Nation	Positions			Partials			Difference		Speed	
			Pos.	Time	Rank	Pos.	Time	Rank	Time	Dist(m)	Pos.	km/h
24	CLARK Kirsten L	USA	Int1: 20.74 (2)			11-12: 27.42 (8)			0.17			
			Int2: 48.16 (3)			12-13: 13.21 (9)			0.27			
			Int3: 1:01.37 (3)			13-Fin: 27.15 (16)			0.23			
			Fin: 1:28.52 (9)						0.46	10.41	Avg.: 81.46	
25	PUTZER Karen	ITA	Int1: 20.97 (7)			11-12: 27.69 (18)			0.40			
			Int2: 48.66 (11)			12-13: 13.13 (6)			0.77			
			Int3: 1:01.79 (10)			13-Fin: 27.10 (12)			0.65			
			Fin: 1:28.89 (10)						0.83	18.70	Avg.: 81.12	
26	MEISSNITZER Alexandra	AUT	Int1: 20.57 (1)			11-12: 27.32 (4)			0.00			
			Int2: 47.89 (1)			12-13: 13.25 (10)			0.00			
			Int3: 1:01.14 (1)			13-Fin: 27.25 (21)			0.00			
			Fin: 1:28.39 (4)						0.33	7.48	Avg.: 81.58	
27	GERG Hilde	GER	Int1: 21.24 (21)			11-12: 27.42 (8)			0.67			
			Int2: 48.66 (11)			12-13: 13.01 (1)			0.77			
			Int3: 1:01.67 (9)			13-Fin: 26.77 (4)			0.53			
			Fin: 1:28.44 (7)						0.38	8.61	Avg.: 81.53	
28	DORFMEISTER Michaela	AUT	Int1: 20.91 (6)			11-12: 27.40 (6)			0.34			
			Int2: 48.31 (7)			12-13: 13.25 (10)			0.42			
			Int3: 1:01.56 (7)			13-Fin: 26.85 (6)			0.42			
			Fin: 1:28.41 (6)						0.35	7.93	Avg.: 81.56	
29	GOETSCHL Renate	AUT	Int1: 20.89 (5)			11-12: 27.21 (1)			0.32			
			Int2: 48.10 (2)			12-13: 13.10 (4)			0.21			
			Int3: 1:01.20 (2)			13-Fin: 27.12 (14)			0.06			
			Fin: 1:28.32 (3)						0.26	5.90	Avg.: 81.64	
30	MONTILLET Carole	FRA	Int1: 20.86 (4)			11-12: 27.32 (4)			0.29			
			Int2: 48.18 (4)			12-13: 13.48 (21)			0.29			
			Int3: 1:01.66 (8)			13-Fin: 26.61 (1)			0.52			
			Fin: 1:28.27 (2)						0.21	4.77	Avg.: 81.69	
31	PAERSON Anja	SWE	Int1: 21.11 (13)			11-12: 27.79 (20)			0.54			
			Int2: 48.90 (17)			12-13: 13.67 (30)			1.01			
			Int3: 1:02.57 (20)			13-Fin: 27.40 (25)			1.43			
			Fin: 1:29.97 (22)						1.91	42.52	Avg.: 80.15	
32	HALTMAYR Petra	GER	Int1:			11-12:						
			Int2:			12-13:						
			Int3:			13-Fin:						
			Fin: DNF								Avg.:	
33	WILHELM Kathrin	AUT	Int1: 21.41 (32)			11-12: 28.01 (31)			0.84			
			Int2: 49.42 (31)			12-13: 13.40 (19)			1.53			
			Int3: 1:02.82 (24)			13-Fin: 27.56 (33)			1.68			
			Fin: 1:30.38 (30)						2.32	51.42	Avg.: 79.78	
34	HEREGGER Selina	AUT	Int1: 21.19 (18)			11-12: 28.00 (29)			0.62			
			Int2: 49.19 (22)			12-13: 13.92 (37)			1.30			
			Int3: 1:03.11 (31)			13-Fin: 27.50 (31)			1.97			
			Fin: 1:30.61 (32)						2.55	56.37	Avg.: 79.58	
35	BORGHI Catherine	SUI	Int1: 21.50 (35)			11-12: 28.12 (37)			0.93			
			Int2: 49.62 (41)			12-13: 13.60 (25)			1.73			
			Int3: 1:03.22 (33)			13-Fin: 27.14 (15)			2.08			
			Fin: 1:30.36 (29)						2.30	50.98	Avg.: 79.80	
36	LECHNER Martina	AUT	Int1: 21.19 (18)			11-12: 28.40 (46)			0.62			
			Int2: 49.59 (38)			12-13: 14.01 (41)			1.70			
			Int3: 1:03.60 (41)			13-Fin: 27.56 (33)			2.46			
			Fin: 1:31.16 (37)						3.10	68.11	Avg.: 79.10	



AUDI FIS SKI WORLD CUP
7th LADIES SUPER-G
PERFORMANCE ANALYSIS 2



Number of Competitors: 53

Bib	Name	Nation	Positions			Partials			Difference		Speed	
			Pos.	Time	Rank	Pos.	Time	Rank	Time	Dist(m)	Pos.	km/h
37	IMLIG Corinne	SUI	Int1: 21.88 (48) Int2: 50.14 (45) Int3: Fin: DNF	I1-I2: 28.26 (43) I2-I3: I3-Fin:	1.31 2.25						Avg.:	
38	DUMERMUTH Monika	SUI	Int1: 21.49 (34) Int2: 49.58 (37) Int3: 1:03.48 (36) Fin: 1:31.23 (39)	I1-I2: 28.09 (35) I2-I3: 13.90 (35) I3-Fin: 27.75 (37)	0.92 1.69 2.34 3.17	69.60	Avg.:	79.04				
39	HUBER Isabelle	GER	Int1: 21.58 (40) Int2: 49.53 (35) Int3: 1:03.59 (39) Fin: 1:31.05 (36)	I1-I2: 27.95 (26) I2-I3: 14.06 (43) I3-Fin: 27.46 (28)	1.01 1.64 2.45 2.99	65.78	Avg.:	79.20				
40	MEILLEUR Karine	FRA	Int1: 22.26 (50) Int2: 50.85 (48) Int3: Fin: DNF	I1-I2: 28.59 (47) I2-I3: I3-Fin:	1.69 2.96						Avg.:	
41	PIEREN Tanja	SUI	Int1: 21.67 (44) Int2: 49.64 (42) Int3: 1:04.00 (43) Fin: 1:31.55 (41)	I1-I2: 27.97 (28) I2-I3: 14.36 (46) I3-Fin: 27.55 (32)	1.10 1.75 2.86 3.49	76.36	Avg.:	78.76				
42	STYGER Nadia	SUI	Int1: 21.54 (38) Int2: 49.19 (22) Int3: 1:02.83 (25) Fin: 1:30.24 (25)	I1-I2: 27.65 (15) I2-I3: 13.64 (28) I3-Fin: 27.41 (26)	0.97 1.30 1.69 2.18	48.39	Avg.:	79.91				
43	GIVELET Anne-Laure	FRA	Int1: 21.51 (36) Int2: 49.36 (27) Int3: 1:03.33 (34) Fin: 1:30.59 (31)	I1-I2: 27.85 (22) I2-I3: 13.97 (40) I3-Fin: 27.26 (22)	0.94 1.47 2.19 2.53	55.94	Avg.:	79.60				
44	SCHILD Martina	SUI	Int1: 21.63 (41) Int2: 49.84 (43) Int3: 1:03.59 (39) Fin: 1:31.17 (38)	I1-I2: 28.21 (39) I2-I3: 13.75 (31) I3-Fin: 27.58 (35)	1.06 1.95 2.45 3.11	68.33	Avg.:	79.09				
45	DUVILLARD Julie	FRA	Int1: 21.31 (27) Int2: Int3: Fin: DNF	I1-I2: I2-I3: I3-Fin:	0.74						Avg.:	
46	KLEON Barbara	ITA	Int1: 21.16 (15) Int2: 49.03 (18) Int3: 1:02.28 (16) Fin: 1:29.71 (18)	I1-I2: 27.87 (24) I2-I3: 13.25 (10) I3-Fin: 27.43 (27)	0.59 1.14 1.14 1.65	36.84	Avg.:	80.38				
47	TAGLIABUE Elena	ITA	Int1: 21.33 (30) Int2: 49.40 (29) Int3: 1:02.98 (30) Fin: 1:31.41 (40)	I1-I2: 28.07 (34) I2-I3: 13.58 (24) I3-Fin: 28.43 (42)	0.76 1.51 1.84 3.35	73.41	Avg.:	78.88				
48	POWERS Alison	USA	Int1: 21.79 (46) Int2: 50.01 (44) Int3: 1:03.84 (42) Fin: DNF	I1-I2: 28.22 (42) I2-I3: 13.83 (33) I3-Fin:	1.22 2.12 2.70						Avg.:	
49	POPKOVA Anastasij	RUS	Int1: 21.81 (47) Int2: Int3: Fin: DNF	I1-I2: I2-I3: I3-Fin:	1.24						Avg.:	



AUDI FIS SKI WORLD CUP
7th LADIES SUPER-G
PERFORMANCE ANALYSIS 2




Number of Competitors: 53

Bib	Name	Nation	Positions			Partials			Difference		Speed		
			Pos.	Time	Rank	Pos.	Time	Rank	Time	Dist(m)	Pos.	km/h	Rank
50	ALCOTT Chimene	GBR	Int1:	21.25	(23)	11-12:	28.36	(45)	0.68				
			Int2:	49.61	(40)	12-13:	13.53	(23)	1.72				
			Int3:	1:03.14	(32)	13-Fin:	27.18	(19)	2.00				
			Fin:	1:30.32	(27)				2.26	50.12	Avg.:	79.84	
51	BRAUNER Sibylle	GER	Int1:			11-12:							
			Int2:			12-13:							
			Int3:			13-Fin:							
			Fin:	DNF							Avg.:		
52	SIMARI BIRKNER Maria Belen	ARG	Int1:	21.76	(45)	11-12:	28.86	(48)	1.19				
			Int2:	50.62	(47)	12-13:	14.01	(41)	2.73				
			Int3:	1:04.63	(45)	13-Fin:	27.95	(39)	3.49				
			Fin:	1:32.58	(42)				4.52	97.79	Avg.:	77.89	
53	SIMARI BIRKNER Macarena	ARG	Int1:	22.38	(51)	11-12:	29.11	(49)	1.81				
			Int2:	51.49	(49)	12-13:	14.16	(45)	3.60				
			Int3:	1:05.65	(46)	13-Fin:	28.01	(41)	4.51				
			Fin:	1:33.66	(43)				5.60	119.76	Avg.:	76.99	

LEGEND							
Pos	Intermediate or Speed Position	Dist(m)	Distance behind the first	Int2:	Intermediate 2	DNF	Did Not Finish
Avg.	Average Speed for the race	Int1:	Intermediate 1	Int3:	Intermediate 3	Fin:	Finish



AUDI FIS SKI WORLD CUP



AUDI FIS SKI WORLD CUP AFTER 8th LADIES SUPER-G SUPER-G FIS WCSL LIST

29 NOV 2002 Aspen (USA)
8 DEC 2002 Lake Louise (CAN)
13 DEC 2002 Val d'Isère (FRA)
15 JAN 2003 Cortina d'Ampezzo (ITA)
17 JAN 2003 Cortina d'Ampezzo (ITA)
3 FEB 2003 St. Moritz (SUI)
28 FEB 2003 Innsbruck-Patscherkofel (AUT)
2 MAR 2003 Innsbruck-Patscherkofel (AUT)

Number of Competitors: 65

Rank	FIS Code	Name	Nation	1	2	3	4	5	6	7	8	Base	- X	+ Y	WCSL-SG
1	195374	MONTILLET Carole	FRA	18	60	100	100	29	18	80	80	165	147	485	503
2	55069	GOETSCHL Renate	AUT	-	18	50	80	100	32	100	60	242	215	440	467
3	55198	DORFMEISTER Michaela	AUT	36	45	60	22	-	100	50	40	252	224	353	381
4	55212	MEISSNITZER Alexandra	AUT	-	3	32	45	80	45	60	50	298	265	315	348
5	205117	GERG Hilde	GER	100	-	-	60	40	-	45	36	400	356	281	325
6	295342	PUTZER Karen	ITA	40	100	36	26	50	-	16	26	252	224	294	322
7	536138	CLARK Kirsten L	USA	50	50	40	18	18	80	11	29	139	124	296	311
8	295136	CECCARELLI Daniela	ITA	24	26	80	24	36	-	29	50	258	229	269	298
9	385022	KOSTELIC Janica	CRO	80	36	18	36	45	-	16	32	152	135	263	280
10	536477	MENDES Jonna	USA	26	29	10	16	32	60	32	22	44	39	227	232
11	515098	REY BELLET Corinne	SUI	45	20	16	20	24	36	36	16	116	103	213	226
12	205378	ERTL Martina	GER	32	80	14	13	10	24	24	14	121	108	211	224
13	105546	TURGEON Melanie	CAN	13	16	8	40	60	40	26	-	81	72	203	212
14	55261	OBERMOSER Brigitte	AUT	7	13	-	-	13	26	40	100	99	88	199	210
15	536473	LALIVE Caroline	USA	29	13	26	32	26	-	10	-	167	148	136	155
16	106056	SIMARD Genevieve	CAN	-	40	15	7	-	50	8	-	86	76	120	130
17	565037	SUHADOLC Mojca	SLO	22	5	29	29	24	-	-	-	33	29	109	113
18	295588	KOSTNER Isolde	ITA	60	-	-	6	-	-	22	18	58	52	106	112
19	105997	BRYDON Emily	CAN	-	32	-	-	11	-	14	20	12	11	77	78
20	515573	AUFDENBLATTEN Fraenzi	SUI	-	-	45	-	-	16	1	13	-	-	75	75
21	55313	ROHREGGER Eveline	AUT	15	10	-	8	-	-	22	11	38	34	66	70
22	515409	BERTHOD Sylviane	SUI	20	24	6	-	-	-	-	7	72	64	57	65
23	195671	JACQUEMOD Ingrid	FRA	16	14	22	9	-	-	-	-	15	13	61	63
23	515403	MUELLER Tamara	SUI	5	8	-	50	-	-	-	-	1	1	63	63
25	55052	SCHNEIDER Tanja	AUT	11	-	2	15	-	-	13	3	122	108	44	58
26	537545	MANCUSO Julia	USA	14	11	-	14	14	-	-	-	9	8	53	54
27	55538	WIRTH Katja	AUT	-	-	5	12	7	-	18	10	-	-	52	52
28	55539	BERGER Silvia	AUT	13	-	12	5	-	-	10	9	-	-	49	49
29	536884	LUDLOW Libby	USA	2	-	13	11	2	-	5	15	-	-	48	48



AUDI FIS SKI WORLD CUP



AUDI FIS SKI WORLD CUP AFTER 8th LADIES SUPER-G SUPER-G FIS WCSL LIST

29 NOV 2002 Aspen (USA)
8 DEC 2002 Lake Louise (CAN)
13 DEC 2002 Val d'Isère (FRA)
15 JAN 2003 Cortina d'Ampezzo (ITA)
17 JAN 2003 Cortina d'Ampezzo (ITA)
3 FEB 2003 St. Moritz (SUI)
28 FEB 2003 Innsbruck-Patscherkofel (AUT)
2 MAR 2003 Innsbruck-Patscherkofel (AUT)

Number of Competitors: 65

Rank	FIS Code	Name	Nation	1	2	3	4	5	6	7	8	Base	- X	+ Y	WCSL-SG
30	295533	RECCHIA Lucia	ITA	-	22	11	11	-	-	-	-	28	25	44	47
31	195503	SUCHET Melanie	FRA	-	-	-	-	-	-	12	24	87	77	36	46
32	495318	RUIZ CASTILLO Carolina	SPA	-	-	-	3	3	29	-	-	26	23	35	38
33	205392	HAEUSL Regina	GER	10	-	20	-	-	-	-	5	1	1	35	35
34	505187	OTTOSSON Anna	SWE	-	-	9	2	15	-	6	-	-	-	32	32
35	535529	MONAHAN Kathleen	USA	-	1	24	-	-	-	-	-	41	36	25	30
35	505483	PAERSON Anja	SWE	8	-	-	-	5	-	8	9	-	-	30	30
37	505260	HARGIN Janette	SWE	-	-	-	-	-	22	-	-	60	53	22	29
38	295463	BASSIS Patrizia	ITA	6	15	-	-	-	-	-	-	42	37	21	26
38	515348	BORGHI Catherine	SUI	-	6	1	4	12	-	-	2	5	4	25	26
40	55290	HEREGGER Selina	AUT	3	-	-	-	16	-	3	-	25	22	22	25
41	515429	DUMERMUTH Monika	SUI	9	-	7	-	8	-	-	-	-	-	24	24
41	206001	RIESCH Maria	GER	-	-	-	-	24	-	-	-	-	-	24	24
43	505632	LINDELL-VIKARBY Jessica	SWE	-	-	-	-	-	20	2	-	-	-	22	22
44	205820	HUBER Isabelle	GER	-	10	-	-	6	-	-	-	-	-	16	16
45	55075	SCHUSTER Stefanie	AUT	-	-	-	-	-	-	-	-	137	122	-	15
45	515170	STYGER Nadia	SUI	-	5	-	-	-	-	4	6	-	-	15	15
47	505083	WIBERG Pernilla	SWE	-	-	-	-	-	-	-	-	125	111	-	14
48	205119	HALTMAYR Petra	GER	-	-	-	-	-	-	-	-	114	101	-	13
48	295449	KLEON Barbara	ITA	-	-	-	-	-	-	-	13	-	-	13	13
50	55339	LECHNER Martina	AUT	-	-	-	-	9	-	-	-	3	3	9	9
51	195868	MEILLEUR Karine	FRA	-	7	-	-	-	-	-	-	5	4	7	8
52	515166	PIEREN Tanja	SUI	-	-	4	2	1	-	-	-	-	-	7	7
52	295800	TAGLIABUE Elena	ITA	-	3	-	-	-	-	-	-	32	28	3	7
52	485062	ZELENSKAJA Warwara	RUS	-	-	-	-	-	-	-	-	67	60	-	7
55	55596	WILHELM Kathrin	AUT	5	-	-	-	-	-	-	1	-	-	6	6
56	295462	MAJ Chiara	ITA	-	-	-	-	5	-	-	-	-	-	5	5
57	225206	ALCOTT Chimene	GBR	-	-	-	-	-	-	-	4	-	-	4	4
58	195920	GIVELET Anne-Laure	FRA	-	-	3	-	-	-	-	-	-	-	3	3





AUDI FIS SKI WORLD CUP



AUDI FIS SKI WORLD CUP AFTER 8th LADIES SUPER-G SUPER-G FIS WCSL LIST

29 NOV 2002 Aspen (USA)
 8 DEC 2002 Lake Louise (CAN)
 13 DEC 2002 Val d'Isère (FRA)
 15 JAN 2003 Cortina d'Ampezzo (ITA)
 17 JAN 2003 Cortina d'Ampezzo (ITA)
 3 FEB 2003 St. Moritz (SUI)
 28 FEB 2003 Innsbruck-Patscherkofel (AUT)
 2 MAR 2003 Innsbruck-Patscherkofel (AUT)

Number of Competitors: 65

Rank	FIS Code	Name	Nation	1	2	3	4	5	6	7	8	Base	- X	+ Y	WCSL-SG
58	55588	RUMPFHUBER Ingrid	AUT	-	-	-	-	-	-	-	-	27	24	-	3
60	205043	BRAUNER Sibylle	GER	-	-	-	-	-	-	-	-	9	8	-	1
60	425022	FJELDAVLIE Merete	NOR	-	-	-	-	-	-	-	-	7	6	-	1
60	535505	GERETY Megan	USA	-	-	-	-	-	-	-	-	12	11	-	1
60	537544	KILDOW Lindsey C.	USA	-	-	-	-	-	-	-	-	12	11	-	1
60	296259	MOELGG Manuela	ITA	1	-	-	-	-	-	-	-	-	-	1	1
60	55622	VIERTHALER Astrid	AUT	-	-	-	-	-	-	-	-	8	7	-	1

Number of Competitors per Nation until 60th position


AUT : 14	CAN : 3	CRO : 1	FRA : 5	GBR : 1	GER : 7
ITA : 9	NOR : 1	RUS : 1	SLO : 1	SPA : 1	SUI : 8
SWE : 5	USA : 8				

LEGEND
Base Last season WCSL points
X (Base / number of planned races in the current season) * number of completed races in the current season
Y WC points won in the current season
WCSL-SG World Cup Start List points for Super-G





AUDI FIS SKI WORLD CUP



AUDI FIS SKI WORLD CUP AFTER 8th LADIES SUPER-G OVERALL FIS WCSL LIST

Number of Competitors: 147

Rank	FIS Code	Name	Nation	WCSL	DH	SL	GS	SG	K
1	385022	KOSTELIC Janica	CRO	1761	141 (17)	780 (1)	360 (5)	280 (9)	200 (1)
2	55198	DORFMEISTER Michaela	AUT	1362	520 (1)	–	425 (4)	381 (3)	36 (13)
3	505483	PAERSON Anja	SWE	1123	–	536 (2)	557 (1)	30 (35)	–
4	195374	MONTILLET Carole	FRA	998	410 (4)	–	85 (24)	503 (1)	–
5	295342	PUTZER Karen	ITA	991	125 (18)	–	494 (2)	322 (6)	50 (10)
6	55069	GOETSCHL Renate	AUT	962	469 (2)	15 (48)	11 (47)	467 (2)	–
7	55212	MEISSNITZER Alexandra	AUT	844	197 (11)	–	299 (6)	348 (4)	–
8	205378	ERTL Martina	GER	813	73 (26)	187 (13)	209 (15)	224 (12)	120 (2)
9	515268	NEF Sonja	SUI	759	–	271 (8)	488 (3)	–	–
10	205117	GERG Hilde	GER	713	368 (5)	–	20 (41)	325 (5)	–
11	536138	CLARK Kirsten L	USA	698	314 (6)	–	55 (29)	311 (7)	18 (19)
12	515098	REY BELLET Corinne	SUI	680	427 (3)	–	27 (39)	226 (11)	–
13	55690	HOSP Nicole	AUT	638	–	286 (7)	272 (7)	–	80 (6)
14	55261	OBERMOSER Brigitte	AUT	608	239 (10)	–	137 (19)	210 (14)	22 (17)
15	185140	POUTIAINEN Tanja	FIN	555	–	358 (6)	197 (16)	–	–
16	295136	CECCARELLI Daniela	ITA	475	153 (13)	–	9 (48)	298 (8)	15 (22)
17	105546	TURGEON Melanie	CAN	468	256 (9)	–	–	212 (13)	–
18	295588	KOSTNER Isolde	ITA	433	314 (6)	–	7 (50)	112 (18)	–
19	536473	LALIVE Caroline	USA	421	147 (15)	–	67 (28)	155 (15)	52 (9)
20	536477	MENDES Jonna	USA	411	179 (12)	–	–	232 (10)	–
21	55590	SCHILD Marlies	AUT	410	–	360 (5)	–	–	50 (10)
22	195377	PASCAL Christel	FRA	408	–	387 (4)	21 (40)	–	–
23	195249	PEQUEGNOT Laure	FRA	393	–	392 (3)	1 (68)	–	–
24	505187	OTTOSSON Anna	SWE	381	–	125 (19)	224 (14)	32 (34)	–
25	515409	BERTHOD Sylviane	SUI	328	263 (8)	–	–	65 (22)	–
26	536481	SCHLEPER Sarah	USA	323	–	210 (11)	113 (23)	–	–
27	495065	RIENDA CONTRERAS M.	SPA	294	–	27 (39)	267 (9)	–	–
28	106056	SIMARD Genevieve	CAN	290	–	3 (58)	119 (21)	130 (16)	38 (12)
29	515370	OESTER Marlies	SUI	289	–	139 (17)	50 (33)	–	100 (4)
30	535825	KOZNICK Kristina	USA	288	–	216 (10)	72 (25)	–	–
31	425001	FLEMMEN Andrine	NOR	272	–	–	272 (7)	–	–
32	205636	BERGMANN Monika	GER	266	–	266 (9)	–	–	–
33	565243	MAZE Tina	SLO	264	–	2 (59)	262 (10)	–	–
34	295445	KARBON Denise	ITA	255	–	9 (53)	246 (11)	–	–
35	206001	RIESCH Maria	GER	252	86 (22)	24 (41)	13 (44)	24 (41)	105 (3)
36	105741	FORSYTH Allison	CAN	251	–	6 (55)	245 (12)	–	–



AUDI FIS SKI WORLD CUP



AUDI FIS SKI WORLD CUP AFTER 8th LADIES SUPER-G OVERALL FIS WCSL LIST

Number of Competitors: 147

Rank	FIS Code	Name	Nation	WCSL	DH	SL	GS	SG	K
37	355002	HEEB-BATLINER Birgit	LIE	234	-	-	234 (13)	-	-
38	55313	ROHREGGER Eveline	AUT	230	-	-	160 (18)	70 (21)	-
39	295435	GIUS Nicole	ITA	228	-	188 (12)	40 (38)	-	-
40	537545	MANCUSO Julia	USA	212	60 (29)	17 (46)	-	54 (26)	81 (5)
41	565037	SUHADOLC Mojca	SLO	197	84 (23)	-	-	113 (17)	-
42	515348	BORGHİ Catherine	SUI	193	151 (14)	-	-	26 (38)	16 (20)
43	195503	SUCHET Melanie	FRA	192	143 (16)	-	3 (60)	46 (31)	-
44	505632	LINDELL-VIKARBY Jessica	SWE	191	56 (30)	-	52 (30)	22 (43)	61 (7)
45	55302	EGGER Sabine	AUT	179	-	179 (14)	-	-	-
46	425389	NILSEN Stina Hofgard	NOR	175	-	-	175 (17)	-	-
47	55539	BERGER Silvia	AUT	171	-	-	122 (20)	49 (28)	-
48	515573	AUFDENBLATTEN Fraenzi	SUI	163	-	-	72 (25)	75 (20)	16 (20)
48	55576	GOERGL Elisabeth	AUT	163	-	112 (20)	51 (32)	-	-
50	425051	ROGNMO-BAKKE Trine	NOR	162	-	162 (15)	-	-	-
51	195671	JACQUEMOD Ingrid	FRA	160	97 (21)	-	-	63 (23)	-
52	205115	GERG Annemarie	GER	159	-	156 (16)	3 (60)	-	-
53	205392	HAEUSL Regina	GER	156	121 (19)	-	-	35 (33)	-
53	55290	HEREGGER Selina	AUT	156	114 (20)	-	17 (43)	25 (40)	-
55	296259	MOELGG Manuela	ITA	155	-	62 (32)	68 (27)	1 (60)	24 (15)
56	106022	JANYK Britt	CAN	152	-	37 (38)	115 (22)	-	-
57	55538	WIRTH Katja	AUT	148	82 (24)	-	-	52 (27)	14 (23)
58	155415	ZAHROBSKA Sarka	CZE	138	-	83 (23)	-	-	55 (8)
59	105997	BRYDON Emily	CAN	130	28 (44)	-	-	78 (19)	24 (15)
60	505084	NOWEN Ylva	SWE	128	-	76 (25)	52 (30)	-	-
61	195215	VIDAL Vanessa	FRA	126	-	126 (18)	-	-	-
62	55052	SCHNEIDER Tanja	AUT	123	47 (32)	-	18 (42)	58 (25)	-
63	415069	RIEGLER Claudia	NZE	109	-	109 (21)	-	-	-
64	55691	SPONRING Christine	AUT	108	33 (41)	73 (30)	2 (63)	-	-
65	515403	MUELLER Tamara	SUI	105	42 (35)	-	-	63 (23)	-
66	505271	EKMAN Susanne	SWE	99	-	92 (22)	7 (50)	-	-
67	505083	WIBERG Pernilla	SWE	90	75 (25)	-	1 (68)	14 (47)	-
68	295533	RECCHIA Lucia	ITA	89	42 (35)	-	-	47 (30)	-
69	565097	PRETNAR Spela	SLO	82	-	76 (25)	6 (53)	-	-
70	205820	HUBER Isabelle	GER	81	65 (28)	-	-	16 (44)	-
71	55388	RAICH Carina	AUT	80	-	80 (24)	-	-	-
72	425359	BERNTSEN Hedda	NOR	76	-	76 (25)	-	-	-



AUDI FIS SKI WORLD CUP



AUDI FIS SKI WORLD CUP AFTER 8th LADIES SUPER-G OVERALL FIS WCSL LIST

Number of Competitors: 147

Rank	FIS Code	Name	Nation	WCSL	DH	SL	GS	SG	K
73	385027	FLEISS Nika	CRO	75	–	75 (28)	–	–	–
73	515092	GRUENENFELDER Corina	SUI	75	–	75 (28)	–	–	–
75	565207	DABIC Lea	SLO	73	–	51 (35)	–	–	22 (17)
75	425077	MARKEN Ingeborg Helen	NOR	73	73 (26)	–	–	–	–
77	295463	BASSIS Patrizia	ITA	67	41 (37)	–	–	26 (38)	–
78	295265	CERESA Annalisa	ITA	66	–	66 (31)	–	–	–
79	295738	BACHMANN Silke	ITA	65	–	19 (43)	46 (35)	–	–
79	505260	HARGIN Janette	SWE	65	24 (45)	5 (56)	7 (50)	29 (37)	–
81	536884	LUDLOW Libby	USA	64	16 (53)	–	–	48 (29)	–
82	515429	DUMERMUTH Monika	SUI	63	39 (38)	–	–	24 (41)	–
83	185058	RAITA Henna	FIN	62	–	62 (32)	–	–	–
84	565109	DOVZAN Alenka	SLO	61	–	12 (50)	49 (34)	–	–
84	55596	WILHELM Kathrin	AUT	61	55 (31)	–	–	6 (55)	–
86	55359	TRUPPE Karin	AUT	55	–	55 (34)	–	–	–
87	55075	SCHUSTER Stefanie	AUT	54	37 (39)	–	2 (63)	15 (45)	–
88	535529	MONAHAN Kathleen	USA	52	22 (47)	–	–	30 (35)	–
89	537772	STIEGLER Resi	USA	50	–	24 (41)	–	–	26 (14)
90	205119	HALTMAYR Petra	GER	48	31 (43)	–	4 (58)	13 (48)	–
91	295927	PLANATSCHER Maddalena	ITA	46	–	2 (59)	44 (36)	–	–
92	535503	STREET Picabo	USA	45	45 (33)	–	–	–	–
93	535505	GERETY Megan	USA	44	43 (34)	–	–	1 (60)	–
93	515095	KUMMER Lilian	SUI	44	–	–	44 (36)	–	–
95	425380	BREMSETH Lisa	NOR	42	–	42 (36)	–	–	–
95	495318	RUIZ CASTILLO Carolina	SPA	42	–	–	4 (58)	38 (32)	–
97	425458	VIKEN Line	NOR	41	–	41 (37)	–	–	–
98	515170	STYGER Nadia	SUI	40	20 (49)	–	5 (57)	15 (45)	–
99	515496	IMLIG Corinne	SUI	36	36 (40)	–	–	–	–
100	55588	RUMPFHUBER Ingrid	AUT	35	32 (42)	–	–	3 (58)	–
101	195868	MEILLEUR Karine	FRA	32	24 (45)	–	–	8 (51)	–
102	565004	BOKAL Natasa	SLO	27	–	27 (39)	–	–	–
103	485062	ZELENSKAJA Warwara	RUS	26	19 (50)	–	–	7 (52)	–
104	295800	TAGLIABUE Elena	ITA	24	17 (52)	–	–	7 (52)	–
105	515560	SCHILD Martina	SUI	21	21 (48)	–	–	–	–
106	105662	LEFRANCOIS Anne Marie	CAN	18	18 (51)	–	–	–	–
106	296008	MERIGHETTI Daniela	ITA	18	–	18 (44)	–	–	–
106	705287	ZUZULOVA Veronika	SVK	18	–	18 (44)	–	–	–



AUDI FIS SKI WORLD CUP



AUDI FIS SKI WORLD CUP AFTER 8th LADIES SUPER-G OVERALL FIS WCSL LIST

Number of Competitors: 147

Rank	FIS Code	Name	Nation	WCSL	DH	SL	GS	SG	K
109	205043	BRAUNER Sibylle	GER	17	16 (53)	–	–	1 (60)	–
109	55622	VIERTHALER Astrid	AUT	17	16 (53)	–	–	1 (60)	–
111	295559	BIAVASCHI Elisabetta	ITA	16	–	16 (47)	–	–	–
111	295449	KLEON Barbara	ITA	16	2 (61)	–	1 (68)	13 (48)	–
113	55759	KIRCHGASSER Michaela	AUT	14	–	14 (49)	–	–	–
113	536479	POWERS Alison	USA	14	14 (56)	–	–	–	–
115	295807	VIERIN Sonia	ITA	13	–	–	13 (44)	–	–
116	385032	JELUSIC Ana	CRO	12	–	–	12 (46)	–	–
117	55383	BLASER Karin	AUT	11	11 (57)	–	–	–	–
117	565136	BRACUN Spela	SLO	11	11 (57)	–	–	–	–
119	225018	CARRICK-ANDERSON Emma	GBR	10	–	10 (51)	–	–	–
119	305287	HIROI Noriyo	JPN	10	–	10 (51)	–	–	–
121	537544	KILDOW Lindsey C.	USA	9	8 (59)	–	–	1 (60)	–
121	55339	LECHNER Martina	AUT	9	–	–	–	9 (50)	–
121	45002	STEGGALL Zali	AUS	9	–	9 (53)	–	–	–
124	515534	DICHT Erika	SUI	8	–	–	8 (49)	–	–
125	515166	PIEREN Tanja	SUI	7	–	–	–	7 (52)	–
126	495107	GALINDO SANTOLARIA Ana	SPA	6	–	–	6 (53)	–	–
126	537446	MCCARTY Bryna	USA	6	6 (60)	–	–	–	–
126	195291	PELLAT-FINET Caroline	FRA	6	–	–	6 (53)	–	–
126	515766	SUTER Fabienne	SUI	6	–	–	6 (53)	–	–
130	55136	KOELLERER Karin	AUT	5	–	5 (56)	–	–	–
130	295462	MAJ Chiara	ITA	5	–	–	–	5 (56)	–
132	225206	ALCOTT Chimene	GBR	4	–	–	–	4 (57)	–
133	195193	DUVILLARD Kristina	FRA	3	–	–	3 (60)	–	–
133	195920	GIVELET Anne-Laure	FRA	3	–	–	–	3 (58)	–
135	485217	ALIEVA Olesja	RUS	2	–	–	2 (63)	–	–
135	515478	ALPIGER Ella	SUI	2	2 (61)	–	–	–	–
135	505396	HARGIN Christine	SWE	2	–	2 (59)	–	–	–
135	155333	HRSTKOVA Lucie	CZE	2	–	–	2 (63)	–	–
135	205716	HUBER-BRANDT Marina	GER	2	–	2 (59)	–	–	–
135	195273	SEKINO Fujiko	FRA	2	–	–	2 (63)	–	–
135	205736	WOLF Stefanie	GER	2	–	2 (59)	–	–	–
142	105859	BOUCHER Sara-Maude	CAN	1	1 (63)	–	–	–	–
142	425022	FJELDAVLIE Merete	NOR	1	–	–	–	1 (60)	–
142	55544	KNOR Petra	AUT	1	–	1 (64)	–	–	–



AUDI FIS SKI WORLD CUP



AUDI FIS SKI WORLD CUP AFTER 8th LADIES SUPER-G OVERALL FIS WCSL LIST

Number of Competitors: 147

Rank	FIS Code	Name	Nation	WCSL	DH	SL	GS	SG	K
142	45071	OWENS Jenny	AUS	1	1 (63)	-	-	-	-
142	105903	PRCHAL Anna	CAN	1	-	-	1 (68)	-	-
142	155047	ZAKOURILOVA Petra	CZE	1	-	1 (64)	-	-	-

LEGEND

GS Giant Slalom points **SG** Super-G points **DH** Downhill points **WCSL** Overall points **SL** Slalom points
K Combined points

02-03-2003 / Innsbruck-Patscherkofel (AUT) / 5704

Page 5/5

www.fis-ski.com

Generation Date: SUN 2 MAR 2003


Time: 12:46 Swatch Internet Time: @532

Document: 60B 1.0

swatch® 



AUDI FIS SKI WORLD CUP




AUDI FIS SKI WORLD CUP AFTER 7th LADIES SUPER-G SUPER-G FIS WORLD CUP STANDINGS

Rank	FIS Code	Name	Nation	29 NOV 2002 Aspen (USA)							WC-SG Diff.
				1	2	3	4	5	6	7	
1	195374	MONTILLET Carole	FRA	18	60	100	100	29	80	80	467
2	55069	GOETSCHL Renate	AUT	-	18	50	80	100	100	60	408 - 59
3	295342	PUTZER Karen	ITA	40	100	36	26	50	16	26	294 - 173
4	205117	GERG Hilde	GER	100	-	-	60	40	45	36	281 - 186
5	55212	MEISSNITZER Alexandra	AUT	-	3	32	45	80	60	50	270 - 197
6	295136	CECCARELLI Daniela	ITA	24	26	80	24	36	29	50	269 - 198
7	385022	KOSTELIC Janica	CRO	80	36	18	36	45	16	32	263 - 204
8	55198	DORFMEISTER Michaela	AUT	36	45	60	22	-	50	40	253 - 214
9	536138	CLARK Kirsten L	USA	50	50	40	18	18	11	29	216 - 251
10	205378	ERTL Martina	GER	32	80	14	13	10	24	14	187 - 280
11	515098	REY BELLET Corinne	SUI	45	20	16	20	24	36	16	177 - 290
12	55261	OBERMOSER Brigitte	AUT	7	13	-	-	13	40	100	173 - 294
13	536477	MENDES Jonna	USA	26	29	10	16	32	32	22	167 - 300
14	105546	TURGEON Melanie	CAN	13	16	8	40	60	26	-	163 - 304
15	536473	LALIVE Caroline	USA	29	13	26	32	26	10	-	136 - 331
16	565037	SUHADOLC Mojca	SLO	22	5	29	29	24	-	-	109 - 358
17	295588	KOSTNER Isolde	ITA	60	-	-	6	-	22	18	106 - 361
18	105997	BRYDON Emily	CAN	-	32	-	-	11	14	20	77 - 390
19	106056	SIMARD Genevieve	CAN	-	40	15	7	-	8	-	70 - 397
20	55313	ROHREGGER Eveline	AUT	15	10	-	8	-	22	11	66 - 401
21	515403	MUELLER Tamara	SUI	5	8	-	50	-	-	-	63 - 404
22	195671	JACQUEMOD Ingrid	FRA	16	14	22	9	-	-	-	61 - 406
23	515573	AUFDENBLATTEN Fraenzi	SUI	-	-	45	-	-	1	13	59 - 408
24	515409	BERTHOD Sylviane	SUI	20	24	6	-	-	-	7	57 - 410
25	537545	MANCUSO Julia	USA	14	11	-	14	14	-	-	53 - 414
26	55538	WIRTH Katja	AUT	-	-	5	12	7	18	10	52 - 415
27	55539	BERGER Silvia	AUT	13	-	12	5	-	10	9	49 - 418
28	536884	LUDLOW Libby	USA	2	-	13	11	2	5	15	48 - 419
29	295533	RECCHIA Lucia	ITA	-	22	11	11	-	-	-	44 - 423
29	55052	SCHNEIDER Tanja	AUT	11	-	2	15	-	13	3	44 - 423



AUDI FIS SKI WORLD CUP



AUDI FIS SKI WORLD CUP AFTER 7th LADIES SUPER-G SUPER-G FIS WORLD CUP STANDINGS

29 NOV 2002 Aspen (USA)
8 DEC 2002 Lake Louise (CAN)
13 DEC 2002 Val d'Isère (FRA)
15 JAN 2003 Cortina d'Ampezzo (ITA)
17 JAN 2003 Cortina d'Ampezzo (ITA)
28 FEB 2003 Innsbruck-Patscherkofel (AUT)
2 MAR 2003 Innsbruck-Patscherkofel (AUT)

Number of Competitors: 54

Rank	FIS Code	Name	Nation	1	2	3	4	5	6	7	WC-SG	Diff.
31	195503	SUCHET Melanie	FRA	-	-	-	-	-	12	24	36	- 431
32	205392	HAEUSL Regina	GER	10	-	20	-	-	-	5	35	- 432
33	505187	OTTOSSON Anna	SWE	-	-	9	2	15	6	-	32	- 435
34	505483	PAERSON Anja	SWE	8	-	-	-	5	8	9	30	- 437
35	515348	BORGHI Catherine	SUI	-	6	1	4	12	-	2	25	- 442
35	535529	MONAHAN Kathleen	USA	-	1	24	-	-	-	-	25	- 442
37	515429	DUMERMUTH Monika	SUI	9	-	7	-	8	-	-	24	- 443
37	206001	RIESCH Maria	GER	-	-	-	-	24	-	-	24	- 443
39	55290	HEREGGER Selina	AUT	3	-	-	-	16	3	-	22	- 445
40	295463	BASSIS Patrizia	ITA	6	15	-	-	-	-	-	21	- 446
41	205820	HUBER Isabelle	GER	-	10	-	-	6	-	-	16	- 451
42	515170	STYGER Nadia	SUI	-	5	-	-	-	4	6	15	- 452
43	295449	KLEON Barbara	ITA	-	-	-	-	-	-	13	13	- 454
44	55339	LECHNER Martina	AUT	-	-	-	-	9	-	-	9	- 458
45	195868	MEILLEUR Karine	FRA	-	7	-	-	-	-	-	7	- 460
45	515166	PIEREN Tanja	SUI	-	-	4	2	1	-	-	7	- 460
47	495318	RUIZ CASTILLO Carolina	SPA	-	-	-	3	3	-	-	6	- 461
47	55596	WILHELM Kathrin	AUT	5	-	-	-	-	-	1	6	- 461
49	295462	MAJ Chiara	ITA	-	-	-	-	5	-	-	5	- 462
50	225206	ALCOTT Chimene	GBR	-	-	-	-	-	-	4	4	- 463
51	195920	GIVELET Anne-Laure	FRA	-	-	3	-	-	-	-	3	- 464
51	295800	TAGLIABUE Elena	ITA	-	3	-	-	-	-	-	3	- 464
53	505632	LINDELL-VIKARBY Jessica	SWE	-	-	-	-	-	2	-	2	- 465
54	296259	MOELGG Manuela	ITA	1	-	-	-	-	-	-	1	- 466

LEGEND

WC-SG World Cup points for Super-G Diff. Points Difference

02-03-2003 / Innsbruck-Patscherkofel (AUT) / 5704

Page 2/2

www.fis-ski.com

Generation Date: SUN 2 MAR 2003

Time: 12:46 Swatch Internet Time: @532

Document: 25 1.0





AUDI FIS SKI WORLD CUP



AUDI FIS SKI WORLD CUP AFTER 7th LADIES SUPER-G OVERALL FIS WORLD CUP STANDINGS

Number of Competitors: 120

Rank	FIS Code	Name	Nation	Points	DH	SL	GS	SG	K
					5 races	7 races	7 races	7 races	1 race
1	385022	KOSTELIC Janica	CRO	1412	136 (7)	610 (1)	303 (4)	263 (7)	100 (1)
2	55198	DORFMEISTER Michaela	AUT	887	332 (1)	–	266 (6)	253 (8)	36 (7)
3	295342	PUTZER Karen	ITA	847	119 (8)	–	384 (1)	294 (3)	50 (4)
4	195374	MONTILLET Carole	FRA	806	281 (2)	–	58 (25)	467 (1)	–
5	505483	PAERSON Anja	SWE	777	–	378 (2)	369 (2)	30 (34)	–
6	55069	GOETSCHL Renate	AUT	680	268 (3)	–	4 (49)	408 (2)	–
7	205378	ERTL Martina	GER	661	67 (21)	147 (12)	180 (9)	187 (10)	80 (2)
8	55212	MEISSNITZER Alexandra	AUT	633	113 (9)	–	250 (7)	270 (5)	–
9	536138	CLARK Kirsten L	USA	536	256 (4)	–	46 (29)	216 (9)	18 (14)
10	55690	HOSP Nicole	AUT	498	–	226 (6)	272 (5)	–	–
11	515268	NEF Sonja	SUI	494	–	165 (10)	329 (3)	–	–
12	205117	GERG Hilde	GER	491	196 (5)	–	14 (37)	281 (4)	–
13	185140	POUTIAINEN Tanja	FIN	420	–	272 (4)	148 (15)	–	–
14	55261	OBERMOSER Brigitte	AUT	419	108 (12)	–	116 (18)	173 (12)	22 (12)
15	515098	REY BELLET Corinne	SUI	371	194 (6)	–	–	177 (11)	–
16	295136	CECCARELLI Daniela	ITA	359	66 (22)	–	9 (42)	269 (6)	15 (16)
17	536473	LALIVE Caroline	USA	325	90 (15)	–	67 (24)	136 (15)	32 (8)
18	195377	PASCAL Christel	FRA	316	–	303 (3)	13 (38)	–	–
19	536477	MENDES Jonna	USA	280	113 (9)	–	–	167 (13)	–
20	105546	TURGEON Melanie	CAN	267	104 (13)	–	–	163 (14)	–
21	505187	OTTOSSON Anna	SWE	259	–	69 (22)	158 (13)	32 (33)	–
22	55590	SCHILD Marlies	AUT	253	–	253 (5)	–	–	–
23	495065	RIENDA CONTRERAS M.	SPA	250	–	19 (40)	231 (8)	–	–
24	536481	SCHLEPER Sarah	USA	249	–	159 (11)	90 (23)	–	–
25	195249	PEQUEGNOT Laure	FRA	222	–	221 (7)	1 (56)	–	–
26	295435	GIUS Nicole	ITA	209	–	178 (9)	31 (33)	–	–
27	206001	RIESCH Maria	GER	203	86 (16)	22 (39)	11 (40)	24 (37)	60 (3)
27	55313	ROHREGGER Eveline	AUT	203	–	–	137 (16)	66 (20)	–
29	106056	SIMARD Genevieve	CAN	191	–	–	101 (22)	70 (19)	20 (13)
30	205636	BERGMANN Monika	GER	185	–	185 (8)	–	–	–
31	425001	FLEMMEN Andrine	NOR	176	–	–	176 (10)	–	–
32	295588	KOSTNER Isolde	ITA	175	69 (20)	–	–	106 (17)	–
33	355002	HEEB-BATLINER Birgit	LIE	171	–	–	171 (11)	–	–
34	515409	BERTHOD Sylviane	SUI	169	112 (11)	–	–	57 (24)	–
34	565037	SUHADOLC Mojca	SLO	169	60 (23)	–	–	109 (16)	–
36	565243	MAZE Tina	SLO	168	–	–	168 (12)	–	–



AUDI FIS SKI WORLD CUP



AUDI FIS SKI WORLD CUP AFTER 7th LADIES SUPER-G OVERALL FIS WORLD CUP STANDINGS

Number of Competitors: 120

Rank	FIS Code	Name	Nation	Points	DH	SL	GS	SG	K
					5 races	7 races	7 races	7 races	1 race
37	55576	GOERGL Elisabeth	AUT	163	–	112 (16)	51 (27)	–	–
38	295445	KARBON Denise	ITA	159	–	6 (47)	153 (14)	–	–
38	537545	MANCUSO Julia	USA	159	44 (27)	17 (43)	–	53 (25)	45 (5)
40	55539	BERGER Silvia	AUT	156	–	–	107 (21)	49 (27)	–
41	55538	WIRTH Katja	AUT	147	81 (17)	–	–	52 (26)	14 (17)
42	205115	GERG Annemarie	GER	146	–	144 (13)	2 (53)	–	–
43	106022	JANYK Britt	CAN	144	–	34 (36)	110 (19)	–	–
44	535825	KOZNICK Kristina	USA	143	–	112 (16)	31 (33)	–	–
45	515348	BORCHI Catherine	SUI	139	98 (14)	–	–	25 (35)	16 (15)
45	505632	LINDELL-VIKARBY Jessica	SWE	139	56 (24)	–	52 (26)	2 (53)	29 (9)
47	515370	OESTER Marlies	SUI	138	–	69 (22)	29 (35)	–	40 (6)
48	195671	JACQUEMOD Ingrid	FRA	134	73 (19)	–	–	61 (22)	–
49	55302	EGGER Sabine	AUT	128	–	128 (14)	–	–	–
50	425051	ROGMO-BAKKE Trine	NOR	127	–	127 (15)	–	–	–
51	105741	FORSYTH Allison	CAN	117	–	–	117 (17)	–	–
52	205392	HAEUSL Regina	GER	113	78 (18)	–	–	35 (32)	–
53	515573	AUFDENBLATTEN Fraenzi	SUI	109	–	–	50 (28)	59 (23)	–
53	425389	NILSEN Stina Hofgard	NOR	109	–	–	109 (20)	–	–
53	155415	ZAHROBSKA Sarka	CZE	109	–	83 (20)	–	–	26 (10)
56	515403	MUELLER Tamara	SUI	104	41 (28)	–	–	63 (21)	–
57	296259	MOELGG Manuela	ITA	103	–	46 (30)	32 (30)	1 (54)	24 (11)
58	415069	RIEGLER Claudia	NZE	99	–	99 (18)	–	–	–
59	505271	EKMAN Susanne	SWE	90	–	83 (20)	7 (45)	–	–
60	195215	VIDAL Vanessa	FRA	86	–	86 (19)	–	–	–
61	105997	BRYDON Emily	CAN	81	4 (45)	–	–	77 (18)	–
62	205820	HUBER Isabelle	GER	71	55 (25)	–	–	16 (41)	–
63	536884	LUDLOW Libby	USA	64	16 (35)	–	–	48 (28)	–
64	55596	WILHELM Kathrin	AUT	61	55 (25)	–	–	6 (47)	–
65	295533	RECCHIA Lucia	ITA	58	14 (36)	–	–	44 (29)	–
66	55052	SCHNEIDER Tanja	AUT	57	3 (47)	–	10 (41)	44 (29)	–
67	425359	BERNTSEN Hedda	NOR	55	–	55 (24)	–	–	–
68	195503	SUCHET Melanie	FRA	54	18 (34)	–	–	36 (31)	–
69	565097	PRETNAR Spela	SLO	53	–	51 (26)	2 (53)	–	–
69	55359	TRUPPE Karin	AUT	53	–	53 (25)	–	–	–
71	515092	GRUENENFELDER Corina	SUI	49	–	49 (27)	–	–	–
71	55388	RAICH Carina	AUT	49	–	49 (27)	–	–	–



AUDI FIS SKI WORLD CUP



AUDI FIS SKI WORLD CUP AFTER 7th LADIES SUPER-G OVERALL FIS WORLD CUP STANDINGS

Number of Competitors: 120

Rank	FIS Code	Name	Nation	Points	DH	SL	GS	SG	K
					5 races	7 races	7 races	7 races	1 race
71	55691	SPONRING Christine	AUT	49	–	49 (27)	–	–	–
74	565207	DABIC Lea	SLO	43	–	43 (31)	–	–	–
75	425380	BREMSETH Lisa	NOR	42	–	42 (32)	–	–	–
75	295265	CERESA Annalisa	ITA	42	–	42 (32)	–	–	–
77	295738	BACHMANN Silke	ITA	40	–	18 (41)	22 (36)	–	–
77	515170	STYGER Nadia	SUI	40	20 (31)	–	5 (48)	15 (42)	–
79	385027	FLEISS Nika	CRO	39	–	39 (34)	–	–	–
79	535529	MONAHAN Kathleen	USA	39	14 (36)	–	–	25 (35)	–
79	425458	VIKEN Line	NOR	39	–	39 (34)	–	–	–
82	515429	DUMERMUTH Monika	SUI	36	12 (38)	–	–	24 (37)	–
83	515496	IMLIG Corinne	SUI	35	35 (29)	–	–	–	–
84	55290	HEREGGER Selina	AUT	33	11 (39)	–	–	22 (39)	–
84	185058	RAITA Henna	FIN	33	–	33 (37)	–	–	–
86	565109	DOVZAN Alenka	SLO	32	–	–	32 (30)	–	–
86	295927	PLANATSCHER Maddalena	ITA	32	–	–	32 (30)	–	–
88	295463	BASSIS Patrizia	ITA	30	9 (41)	–	–	21 (40)	–
89	195868	MEILLEUR Karine	FRA	29	22 (30)	–	–	7 (45)	–
90	537772	STIEGLER Resi	USA	24	–	24 (38)	–	–	–
91	515560	SCHILD Martina	SUI	20	20 (31)	–	–	–	–
92	505260	HARGIN Janette	SWE	19	19 (33)	–	–	–	–
93	296008	MERIGHETTI Daniela	ITA	18	–	18 (41)	–	–	–
94	295449	KLEON Barbara	ITA	13	–	–	–	13 (43)	–
95	385032	JELUSIC Ana	CRO	12	–	–	12 (39)	–	–
96	55383	BLASER Karin	AUT	11	11 (39)	–	–	–	–
97	565004	BOKAL Natasa	SLO	10	–	10 (44)	–	–	–
97	495318	RUIZ CASTILLO Carolina	SPA	10	–	–	4 (49)	6 (47)	–
99	225018	CARRICK-ANDERSON Emma	GBR	9	–	9 (45)	–	–	–
99	515095	KUMMER Lilian	SUI	9	–	–	9 (42)	–	–
99	55339	LECHNER Martina	AUT	9	–	–	–	9 (44)	–
102	515534	DICHT Erika	SUI	8	–	–	8 (44)	–	–
102	55759	KIRCHGASSER Michaela	AUT	8	–	8 (46)	–	–	–
102	536479	POWERS Alison	USA	8	8 (42)	–	–	–	–
105	515166	PIEREN Tanja	SUI	7	–	–	–	7 (45)	–
106	537446	MCCARTY Bryna	USA	6	6 (43)	–	–	–	–
106	55588	RUMPFHUBER Ingrid	AUT	6	6 (43)	–	–	–	–
106	515766	SUTER Fabienne	SUI	6	–	–	6 (46)	–	–





AUDI FIS SKI WORLD CUP



AUDI FIS SKI WORLD CUP AFTER 7th LADIES SUPER-G OVERALL FIS WORLD CUP STANDINGS

Number of Competitors: 120

Rank	FIS Code	Name	Nation	Points	DH	SL	GS	SG	K
					5 races	7 races	7 races	7 races	1 race
106	295807	VIERIN Sonia	ITA	6	–	–	6 (46)	–	–
110	295462	MAJ Chiara	ITA	5	–	–	–	5 (49)	–
111	225206	ALCOTT Chimene	GBR	4	–	–	–	4 (50)	–
111	565136	BRACUN Spela	SLO	4	4 (45)	–	–	–	–
113	195193	DUVILLARD Kristina	FRA	3	–	–	3 (51)	–	–
113	495107	GALINDO SANTOLARIA Ana	SPA	3	–	–	3 (51)	–	–
113	195920	GIVELET Anne-Laure	FRA	3	–	–	–	3 (51)	–
113	537544	KILDOW Lindsey C.	USA	3	3 (47)	–	–	–	–
113	295800	TAGLIABUE Elena	ITA	3	–	–	–	3 (51)	–
118	485217	ALIEVA Olesja	RUS	2	–	–	2 (53)	–	–
118	205119	HALTMAYR Petra	GER	2	2 (49)	–	–	–	–
120	515478	ALPIGER Ella	SUI	1	1 (50)	–	–	–	–

LEGEND

GS Giant Slalom points **SG** Super-G points **DH** Downhill points **Points** Overall points **SL** Slalom points
K Combined points

02-03-2003 / Innsbruck-Patscherkofel (AUT) / 5704

Page 4/4

www.fis-ski.com

Generation Date: SUN 2 MAR 2003


Time: 12:46 Swatch Internet Time: @532

Document: 25 1.0

swatch 



AUDI FIS SKI WORLD CUP



AUDI FIS SKI WORLD CUP AFTER 7th LADIES SUPER-G WOMEN FIS NATION CUP

Number of Nations: 18

Place	Nation	Points	Diff.	DH	SL	GS	SG	K
1	AUT Austria	4503		988	878	1213	1352	72
2	ITA Italy	2099	- 2404	277	308	669	756	89
3	GER Germany	1872	- 2631	484	498	207	543	140
4	USA United States of America	1836	- 2667	550	312	234	645	95
5	SUI Switzerland	1735	- 2768	533	283	436	427	56
6	FRA France	1653	- 2850	394	610	75	574	-
7	CRO Croatia	1463	- 3040	136	649	315	263	100
8	SWE Sweden	1284	- 3219	75	530	586	64	29
9	CAN Canada	800	- 3703	108	34	328	310	20
10	NOR Norway	548	- 3955	-	263	285	-	-
11	SLO Slovenia	479	- 4024	64	104	202	109	-
12	FIN Finland	453	- 4050	-	305	148	-	-
13	ESP Spain	263	- 4240	-	19	238	6	-
14	LIE Liechtenstein	171	- 4332	-	-	171	-	-
15	CZE Czech Republic	109	- 4394	-	83	-	-	26
16	NZL New Zealand	99	- 4404	-	99	-	-	-
17	GBR Great Britain	13	- 4490	-	9	-	4	-
18	RUS Russian Federation	2	- 4501	-	-	2	-	-



AUDI FIS SKI WORLD CUP



AUDI FIS SKI WORLD CUP AFTER 7th LADIES SUPER-G FIS OVERALL NATION CUP

Number of Nations: 21

Place	Nation	Overall			DH Points			SL Points			GS Points			SG Points			K Points		
		M+W	M	W	M+W	M	W	M+W	M	W	M+W	M	W	M+W	M	W	M+W	M	W
1	AUT	12380	7877	4503	4390	3402	988	2411	1533	878	2621	1408	1213	2696	1344	1352	262	190	72
2	SUI	5081	3346	1735	1929	1396	533	420	137	283	1250	814	436	1222	795	427	260	204	56
3	USA	4153	2317	1836	1491	941	550	733	421	312	754	520	234	923	278	645	252	157	95
4	ITA	3657	1558	2099	533	256	277	755	447	308	1413	744	669	867	111	756	89	-	89
5	FRA	3487	1834	1653	886	492	394	1116	506	610	695	620	75	740	166	574	50	50	-
6	NOR	2709	2161	548	395	395	-	1056	793	263	615	330	285	403	403	-	240	240	-
7	GER	2068	196	1872	538	54	484	549	51	498	257	50	207	584	41	543	140	-	140
8	CRO	1991	528	1463	136	-	136	1143	494	649	349	34	315	263	-	263	100	-	100
9	SWE	1656	372	1284	94	19	75	688	158	530	713	127	586	132	68	64	29	-	29
10	CAN	1158	358	800	139	31	108	178	144	34	468	140	328	353	43	310	20	-	20
11	SLO	1145	666	479	191	127	64	413	309	104	319	117	202	177	68	109	45	45	-
12	FIN	1025	572	453	-	-	-	791	486	305	234	86	148	-	-	-	-	-	-
13	LIE	596	425	171	74	74	-	21	21	-	192	21	171	280	280	-	29	29	-
14	ESP	263	-	263	-	-	-	19	-	19	238	-	238	6	-	6	-	-	-
15	JPN	145	145	-	-	-	-	145	145	-	-	-	-	-	-	-	-	-	-
16	CZE	117	8	109	-	-	-	91	8	83	-	-	-	-	-	-	26	-	26
17	NZL	99	-	99	-	-	-	99	-	99	-	-	-	-	-	-	-	-	-
18	GBR	40	27	13	9	9	-	27	18	9	-	-	-	4	-	4	-	-	-
19	SVK	29	29	-	-	-	-	-	-	-	-	-	-	-	-	-	29	29	-
20	AUS	18	18	-	8	8	-	-	-	-	-	-	-	10	10	-	-	-	-
21	RUS	2	-	2	-	-	-	-	-	-	2	-	2	-	-	-	-	-	-