



Audi FIS SKI WORLD CUP
1st LADIES DOWNHILL
LIST OF COMPETITORS BY FIS POINTS



Number of Competitors: 59

FIS Code	Name	Nation	FIS Points
55198	DORFMEISTER Michaela	AUT	1.56
55069	GOETSCHL Renate	AUT	1.87
205117	GERG Hilde	GER	1.93
515098	REY BELLET Corinne	SUI	1.97
515409	BERTHOD Sylviane	SUI	2.77
55290	HEREGGER Selina	AUT	3.54
195374	MONTILLET Carole	FRA	3.83
55261	OBERMOSER Brigitte	AUT	4.22
295136	CECCARELLI Daniela	ITA	4.65
536138	CLARK Kirsten L	USA	4.92
536473	LALIVE Caroline	USA	4.95
515348	BORCHI Catherine	SUI	5.09
105546	TURGEON Melanie	CAN	5.13
55052	SCHNEIDER Tanja	AUT	5.37
205392	HAEUSL Regina	GER	5.41
295463	BASSIS Patrizia	ITA	5.73
205119	HALTMAYR Petra	GER	5.82
295533	RECCHIA Lucia	ITA	5.87
536477	MENDES Jonna	USA	5.92
55588	RUMPFHUBER Ingrid	AUT	5.93
565037	SUHADOLC Mojca	SLO	5.98
105997	BRYDON Emily	CAN	5.99
195671	JACQUEMOD Ingrid	FRA	5.99
206001	RIESCH Maria	GER	7.58
537545	MANCUSO Julia	USA	7.92
295800	TAGLIABUE Elena	ITA	8.39
205043	BRAUNER Sibylle	GER	9.90
385022	KOSTELIC Janica	CRO	11.51
55691	SPONRING Christine	AUT	11.93
515403	MUELLER Tamara	SUI	11.98
295342	PUTZER Karen	ITA	12.45
205820	HUBER Isabelle	GER	12.77
536479	POWERS Alison	USA	13.46
55383	BLASER Karin	AUT	13.49
45071	OWENS Jenny	AUS	14.44
535529	MONAHAN Kathleen	USA	14.93



Audi FIS SKI WORLD CUP
1st LADIES DOWNHILL
LIST OF COMPETITORS BY FIS POINTS



Number of Competitors: 59

FIS Code	Name	Nation	FIS Points
565136	BRACUN Spela	SLO	15.84
55596	WILHELM Kathrin	AUT	16.01
205378	ERTL Martina	GER	16.01
515496	IMLIG Corinne	SUI	16.18
55212	MEISSNITZER Alexandra	AUT	16.65
55538	WIRTH Katja	AUT	17.10
515429	DUMERMUTH Monika	SUI	17.44
515478	ALPIGER Ella	SUI	17.89
537544	KILDOW Lindsey C.	USA	18.37
515560	SCHILD Martina	SUI	18.91
195868	MEILLEUR Karine	FRA	21.47
485217	ALIEVA Olesja	RUS	22.24
195273	SEKINO Fujiko	FRA	27.29
106056	SIMARD Genevieve	CAN	32.32
106402	VANDERBEEK Kelly	CAN	33.75
515170	STYGER Nadia	SUI	39.08
195920	GIVELET Anne-Laure	FRA	39.45
537446	MCCARTY Bryna	USA	39.82
106319	RISLER Christina	CAN	40.53
565207	DABIC Lea	SLO	42.58
536884	LUDLOW Libby	USA	42.76
106593	SPLAWINSKI Sophie	CAN	43.19
495318	RUIZ CASTILLO Carolina	SPA	45.10



Audi FIS SKI WORLD CUP
1st LADIES DOWNHILL
ALPHABETICAL LIST OF COMPETITORS



Number of Competitors: 59

Nation	FIS Code	Name	FIS Points (October 2002 List)			
			DH	SL	GS	SG
AUS	45071	OWENS Jenny	14.44 (48)	38.11 (227)	33.24 (209)	38.14 (112)
AUT	55383	BLASER Karin	13.49 (46)	27.21 (122)	16.70 (69)	13.38 (35)
	55198	DORFMEISTER Michaela	1.56 (2)	33.28 (179)	0.94 (2)	2.41 (4)
	55069	GOETSCHL Renate	1.87 (3)	5.73 (26)	10.80 (38)	2.57 (6)
	55290	HEREGGER Selina	3.54 (8)	46.45 (331)	5.73 (27)	21.11 (50)
	55212	MEISSNITZER Alexandra	16.65 (56)	63.90 (590)	4.08 (11)	1.66 (2)
	55261	OBERMOSER Brigitte	4.22 (10)	63.16 (580)	5.54 (23)	4.90 (17)
	55588	RUMPFHUBER Ingrid	5.93 (27)	51.95 (416)	27.69 (167)	14.17 (36)
	55052	SCHNEIDER Tanja	5.37 (19)	–	7.84 (33)	4.53 (13)
	55691	SPONRING Christine	11.93 (41)	5.32 (20)	17.62 (76)	38.53 (118)
	55596	WILHELM Kathrin	16.01 (51)	52.83 (430)	18.68 (83)	10.42 (34)
	55538	WIRTH Katja	17.10 (58)	39.57 (250)	22.90 (121)	14.81 (39)
CAN	105997	BRYDON Emily	5.99 (29)	13.48 (45)	26.57 (157)	6.00 (31)
	106319	RISLER Christina	40.53 (115)	82.11 (932)	36.21 (243)	39.85 (125)
	106056	SIMARD Genevieve	32.32 (95)	12.39 (42)	5.71 (25)	5.11 (19)
	106593	SPLAWINSKI Sophie	43.19 (127)	32.80 (176)	22.46 (117)	36.78 (108)
	105546	TURGEON Melanie	5.13 (17)	60.71 (539)	71.82 (807)	5.19 (20)
	106402	VANDERBEEK Kelly	33.75 (96)	36.29 (207)	14.89 (61)	34.45 (97)
CRO	385022	KOSTELIC Janica	11.51 (39)	3.10 (5)	4.67 (13)	4.04 (9)
FRA	195920	GIVELET Anne-Laure	39.45 (110)	59.32 (517)	44.07 (342)	35.34 (100)
	195671	JACQUEMOD Ingrid	5.99 (29)	104.80 (1357)	20.85 (99)	14.33 (37)
	195868	MEILLEUR Karine	21.47 (68)	143.50 (1938)	60.75 (593)	25.98 (64)
	195374	MONTILLET Carole	3.83 (9)	174.08 (2291)	5.23 (18)	3.83 (8)
	195273	SEKINO Fujiko	27.29 (81)	140.50 (1890)	14.82 (57)	30.82 (86)
GER	205043	BRAUNER Sibylle	9.90 (37)	78.52 (861)	53.41 (473)	29.96 (82)
	205378	ERTL Martina	16.01 (51)	4.53 (12)	13.43 (55)	4.54 (14)
	205117	GERG Hilde	1.93 (4)	36.82 (213)	16.08 (67)	0.00 (1)
	205392	HAEUSL Regina	5.41 (20)	164.38 (2192)	60.40 (588)	31.15 (88)
	205119	HALTMAYR Petra	5.82 (24)	47.62 (346)	17.30 (72)	4.66 (16)
	205820	HUBER Isabelle	12.77 (44)	51.70 (412)	46.20 (371)	27.36 (70)
	206001	RIESCH Maria	7.58 (33)	10.37 (35)	12.32 (52)	17.68 (41)



Audi FIS SKI WORLD CUP
1st LADIES DOWNHILL
ALPHABETICAL LIST OF COMPETITORS



Number of Competitors: 59

Nation	FIS Code	Name	FIS Points (October 2002 List)			
			DH	SL	GS	SG
ITA	295463	BASSIS Patrizia	5.73 (23)	118.25 (1576)	52.97 (469)	5.83 (26)
	295136	CECCARELLI Daniela	4.65 (13)	71.47 (730)	17.57 (75)	2.31 (3)
	295342	PUTZER Karen	12.45 (43)	46.19 (330)	2.97 (4)	2.41 (4)
	295533	RECCHIA Lucia	5.87 (25)	78.61 (863)	61.84 (617)	18.59 (43)
	295800	TAGLIABUE Elena	8.39 (35)	83.13 (952)	76.76 (905)	5.99 (30)
RUS	485217	ALIEVA Olesja	22.24 (70)	194.96 (2473)	18.82 (87)	33.88 (95)
SLO	565136	BRACUN Spela	15.84 (50)	153.69 (2073)	49.35 (413)	26.44 (66)
	565207	DABIC Lea	42.58 (124)	9.86 (34)	37.30 (253)	43.78 (149)
	565037	SUHADOLC Mojca	5.98 (28)	256.55 (2770)	38.49 (271)	5.97 (29)
SPA	495318	RUIZ CASTILLO Carolina	45.10 (134)	36.46 (210)	14.85 (59)	20.31 (47)
SUI	515478	ALPIGER Ella	17.89 (60)	45.55 (323)	21.72 (106)	21.79 (52)
	515409	BERTHOD Sylviane	2.77 (6)	138.19 (1856)	29.58 (181)	5.34 (21)
	515348	BORCHI Catherine	5.09 (16)	39.09 (234)	39.52 (283)	24.53 (61)
	515429	DUMERMUTH Monika	17.44 (59)	125.19 (1676)	19.58 (93)	20.38 (48)
	515496	IMLIG Corinne	16.18 (54)	157.65 (2116)	54.75 (489)	38.35 (115)
	515403	MUELLER Tamara	11.98 (42)	41.78 (274)	17.68 (77)	14.42 (38)
	515098	REY BELLET Corinne	1.97 (5)	34.29 (191)	5.20 (17)	4.62 (15)
	515560	SCHILD Martina	18.91 (62)	107.96 (1415)	23.57 (125)	17.32 (40)
	515170	STYGER Nadia	39.08 (107)	53.99 (442)	12.31 (51)	30.55 (85)
USA	536138	CLARK Kirsten L	4.92 (14)	76.58 (815)	6.00 (31)	4.25 (10)
	537544	KILDOW Lindsey C.	18.37 (61)	28.38 (130)	29.46 (179)	33.34 (94)
	536473	LALIVE Caroline	4.95 (15)	23.64 (95)	15.93 (66)	3.79 (7)
	536884	LUDLOW Libby	42.76 (126)	116.17 (1540)	30.84 (190)	28.58 (74)
	537545	MANCUSO Julia	7.92 (34)	19.03 (68)	17.39 (73)	10.28 (33)
	537446	MCCARTY Bryna	39.82 (113)	72.73 (747)	43.30 (334)	29.13 (77)
	536477	MENDES Jonna	5.92 (26)	62.45 (564)	20.46 (98)	5.79 (25)
	535529	MONAHAN Kathleen	14.93 (49)	87.47 (1017)	58.73 (561)	5.84 (27)
	536479	POWERS Alison	13.46 (45)	70.60 (709)	82.80 (1024)	38.74 (120)

LEGEND
DH Downhill **SL** Slalom **GS** Giant Slalom **SG** Super-G

06-12-2002 / Lake Louise (CAN) / 5756

Page 2/2

Data Processing by SWATCH

www.fis-ski.com

SWATCH Timing

Generation Date: THU 5 DEC 2002

Time: 16:56 Swatch Internet Time: @ 39

Document: 32A 1.0



Audi FIS SKI WORLD CUP
1st LADIES DOWNHILL
START LIST

**Jury**

TD FIS	B. DART	USA
Referee	K. HOCH	FIS
Assistant Referee	J. TISCHHAUSER	FIS
Chief of Race	B. LYNAM	CAN

Technical Data

Course Name	Men's Olympic Downhill
Start Altitude	2360 m
Finish Altitude	1660 m
Vertical Drop	700 m
Course Length	2574 m
Homologation Number	5889/399/00

Race Information

Course Setter	J. TISCHHAUSER	FIS
Number of Gates	41	
Start Time	10:00	

Forerunners	A - M. PATTILLO	CAN	D - D. POLESCHUK	CAN
	B - B. ACTON	CAN	E - G. KRAFT	CAN
	C - L. LATTIMER	CAN	F - D. FRASER	CAN

Number of Competitors: 59

Bib	FIS Code	Name	Year of Birth	Nation	Time	Ski
1	55691	SPONRING Christine	1983	AUT		AT
2	55290	HEREGGER Selina	1977	AUT		FI
3	55588	RUMPFHUBER Ingrid	1981	AUT		FI
4	205392	HAEUSL Regina	1973	GER		SA
5	515429	DUMERMUTH Monika	1977	SUI		FI
6	55069	GOETSCHL Renate	1975	AUT		SA
7	295136	CECCARELLI Daniela	1975	ITA		DY
8	55198	DORFMEISTER Michaela	1973	AUT		BL
9	195671	JACQUEMOD Ingrid	1978	FRA		SA
10	537446	MCCARTY Bryna	1983	USA		DY
11	55596	WILHELM Kathrin	1981	AUT		VK
12	55212	MEISSNITZER Alexandra	1973	AUT		VK
13	515348	BORGHI Catherine	1976	SUI		FI
14	195868	MEILLEUR Karine	1980	FRA		RO
15	535529	MONAHAN Kathleen	1972	USA		DY
16	205378	ERTL Martina	1973	GER		RO
17	55383	BLASER Karin	1979	AUT		FI
18	537545	MANCUSO Julia	1984	USA		RO
19	565037	SUHADOLC Mojca	1975	SLO		RO
20	536884	LUDLOW Libby	1981	USA		SA
21	536473	LALIVE Caroline	1979	USA		SA



Audi FIS SKI WORLD CUP

1st LADIES DOWNHILL

START LIST



Number of Competitors: 59

Bib	FIS Code	Name	Year of Birth	Nation	Time	Ski
22	206001	RIESCH Maria	1984	GER	_____	HE
23	205820	HUBER Isabelle	1981	GER	_____	RO
24	515098	REY BELLET Corinne	1972	SUI	_____	DY
25	385022	KOSTELIC Janica	1982	CRO	_____	SA
26	205117	GERG Hilde	1975	GER	_____	VK
27	536138	CLARK Kirsten L	1977	USA	_____	FI
28	105546	TURGEON Melanie	1976	CAN	_____	SA
29	536477	MENDES Jonna	1979	USA	_____	FI
30	195374	MONTILLET Carole	1973	FRA	_____	RO
31	515409	BERTHOD Sylviane	1977	SUI	_____	SA
32	55261	OBERMOSER Brigitte	1976	AUT	_____	BL
33	295342	PUTZER Karen	1978	ITA	_____	RO
34	55052	SCHNEIDER Tanja	1974	AUT	_____	BL
35	295463	BASSIS Patrizia	1973	ITA	_____	FI
36	205119	HALTMAYR Petra	1975	GER	_____	VK
37	295533	RECCHIA Lucia	1980	ITA	_____	VK
38	105997	BRYDON Emily	1980	CAN	_____	SA
39	295800	TAGLIABUE Elena	1977	ITA	_____	RO
40	205043	BRAUNER Sibylle	1975	GER	_____	VK
41	515403	MUELLER Tamara	1977	SUI	_____	RO
42	536479	POWERS Alison	1979	USA	_____	SA
43	45071	OWENS Jenny	1978	AUS	_____	AT
44	565136	BRACUN Spela	1977	SLO	_____	FI
45	515496	IMLIG Corinne	1979	SUI	_____	AT
46	55538	WIRTH Katja	1980	AUT	_____	BL
47	515478	ALPIGER Ella	1979	SUI	_____	FI
48	537544	KILDOW Lindsey C.	1984	USA	_____	RO
49	515560	SCHILD Martina	1981	SUI	_____	VK
50	485217	ALIEVA Olesja	1977	RUS	_____	FI
51	195273	SEKINO Fujiko	1975	FRA	_____	DY
52	106056	SIMARD Genevieve	1980	CAN	_____	RO
53	106402	VANDERBEEK Kelly	1983	CAN	_____	VK
54	515170	STYGER Nadia	1978	SUI	_____	SA
55	195920	GIVELET Anne-Laure	1981	FRA	_____	DY
56	106319	RISLER Christina	1983	CAN	_____	DY
57	565207	DABIC Lea	1981	SLO	_____	EL
58	106593	SPLAWINSKI Sophie	1985	CAN	_____	SA
59	495318	RUIZ CASTILLO Carolina	1981	SPA	_____	DY

AT : ATOMIC

EL : ELAN

NO : NORDICA

ST : STÖCKLI

BL : BLIZZARD

FI : FISCHER

RO : ROSSIGNOL

VK : VÖLKL

DY : DYNASTAR

HE : HEAD

SA : SALOMON



Audi FIS SKI WORLD CUP

1st LADIES DOWNHILL

OFFICIAL RESULTS



Jury

TD FIS	B. DART	USA
Referee	K. HOCH	FIS
Assistant Referee	J. TISCHHAUSER	FIS
Chief of Race	B. LYNAM	CAN

Technical Data

Course Name	Men's Olympic Downhill
Start Altitude	2360 m
Finish Altitude	1660 m
Vertical Drop	700 m
Course Length	2574 m
Homologation Number	5889/399/00

Race Information

Course Setter	J. TISCHHAUSER	FIS		
Number of Gates	41			
Start Time	10:00			
Forerunners	A - M. PATTILLO	CAN	D - D. POLESCHUK	CAN
	B - B. ACTON	CAN	E - G. KRAFT	CAN
	C - L. LATTIMER	CAN	F - D. FRASER	CAN

Weather: Sunny Snow: Hard Temperature - Start: -11 °C Finish: -12 °C F-factor: 1350

Number of Competitors: 59

Rank	Bib	FIS Code	Name	Nation	Time	Diff.	Race Points	Ski
1	26	205117	GERG Hilde	GER	1:33.72		0.00	VK
2	30	195374	MONTILLET Carole	FRA	1:33.92	0.20	2.88	RO
3	27	536138	CLARK Kirsten L	USA	1:34.05	0.33	4.75	FI
4	21	536473	LALIVE Caroline	USA	1:34.17	0.45	6.48	SA
5	12	55212	MEISSNITZER Alexandra	AUT	1:34.34	0.62	8.93	VK
6	24	515098	REY BELLET Corinne	SUI	1:34.43	0.71	10.23	DY
7	6	55069	GOETSCHL Renate	AUT	1:34.55	0.83	11.96	SA
8	16	205378	ERTL Martina	GER	1:34.70	0.98	14.12	RO
9	29	536477	MENDES Jonna	USA	1:34.79	1.07	15.41	FI
10	19	565037	SUHADOLC Mojca	SLO	1:34.96	1.24	17.86	RO
10	11	55596	WILHELM Kathrin	AUT	1:34.96	1.24	17.86	VK
12	8	55198	DORFMEISTER Michaela	AUT	1:35.18	1.46	21.03	BL
13	9	195671	JACQUEMOD Ingrid	FRA	1:35.27	1.55	22.33	SA
14	23	205820	HUBER Isabelle	GER	1:35.31	1.59	22.90	RO
15	W 33	295342	PUTZER Karen	ITA	1:35.47	1.75	25.21	RO
16	14	195868	MEILLEUR Karine	FRA	1:35.56	1.84	26.50	RO
17	4	205392	HAEUSL Regina	GER	1:35.59	1.87	26.94	SA

#467 _____



Audi FIS SKI WORLD CUP
1st LADIES DOWNHILL
OFFICIAL RESULTS



Number of Competitors: 59

Rank	Bib	FIS Code	Name	Nation	Time	Diff.	Race Points	Ski
18	25	385022	KOSTELIC Janica	CRO	1:35.70	1.98	28.52	SA
19	31	515409	BERTHOD Sylviane	SUI	1:35.73	2.01	28.95	SA
20	13	515348	BORGHl Catherine	SUI	1:35.79	2.07	29.82	FI
21	18	537545	MANCUSO Julia	USA	1:35.88	2.16	31.11	RO
22	35	295463	BASSIS Patrizia	ITA	1:35.97	2.25	32.41	FI
22	17	55383	BLASER Karin	AUT	1:35.97	2.25	32.41	FI
24	45	515496	IMLIG Corinne	SUI	1:36.03	2.31	33.27	AT
25	10	537446	MCCARTY Bryna	USA	1:36.14	2.42	34.86	DY
26	41	515403	MUELLER Tamara	SUI	1:36.34	2.62	37.74	RO
27	20	536884	LUDLOW Libby	USA	1:36.37	2.65	38.17	SA
28	15	535529	MONAHAN Kathleen	USA	1:36.43	2.71	39.04	DY
29	37	295533	RECCHIA Lucia	ITA	1:36.47	2.75	39.61	VK
30	5	515429	DUMERMUTH Monika	SUI	1:36.48	2.76	39.76	FI
31	28	105546	TURGEON Melanie	CAN	1:36.51	2.79	40.19	SA
32	32	55261	OBERMOSER Brigitte	AUT	1:36.62	2.90	41.77	BL
33	7	295136	CECCARELLI Daniela	ITA	1:36.69	2.97	42.78	DY
34	2	55290	HEREGGER Selina	AUT	1:36.70	2.98	42.93	FI
35	3	55588	RUMPFHUBER Ingrid	AUT	1:36.88	3.16	45.52	FI
36	42	536479	POWERS Alison	USA	1:36.89	3.17	45.66	SA
37	1	55691	SPONRING Christine	AUT	1:36.93	3.21	46.24	AT
38	43	45071	OWENS Jenny	AUS	1:37.02	3.30	47.54	AT
39	39	295800	TAGLIABUE Elena	ITA	1:37.12	3.40	48.98	RO
40	36	205119	HALTMAYR Petra	GER	1:37.15	3.43	49.41	VK
41	54	515170	STYGER Nadia	SUI	1:37.22	3.50	50.42	SA
42	55	195920	GIVELET Anne-Laure	FRA	1:37.24	3.52	50.70	DY
43	51	195273	SEKINO Fujiko	FRA	1:37.34	3.62	52.14	DY
44	44	565136	BRACUN Spela	SLO	1:37.38	3.66	52.72	FI
45	34	55052	SCHNEIDER Tanja	AUT	1:37.47	3.75	54.02	BL
46	46	55538	WIRTH Katja	AUT	1:37.53	3.81	54.88	BL
47	47	515478	ALPIGER Ella	SUI	1:37.69	3.97	57.19	FI
48	56	106319	RISLER Christina	CAN	1:37.89	4.17	60.07	DY
49	38	105997	BRYDON Emily	CAN	1:37.96	4.24	61.08	SA
50	52	106056	SIMARD Genevieve	CAN	1:37.99	4.27	61.51	RO
51	49	515560	SCHILD Martina	SUI	1:38.09	4.37	62.95	VK
52	58	106593	SPLAWINSKI Sophie	CAN	1:38.12	4.40	63.38	SA
53	53	106402	VANDERBEEK Kelly	CAN	1:39.69	5.97	86.00	VK
54	> 57	565207	DABIC Lea	SLO	1:41.57	7.85	113.08	EL

DID NOT START: 2 competitors

40	205043	BRAUNER Sibylle	GER	VK
59	495318	RUIZ CASTILLO Carolina	SPA	DY

DID NOT FINISH: 3 competitors

22	206001	RIESCH Maria	GER	HE
48	537544	KILDOW Lindsey C.	USA	RO
50	485217	ALIEVA Olesja	RUS	FI

#467 _____



Audi FIS SKI WORLD CUP
1st LADIES DOWNHILL
OFFICIAL RESULTS



AT : ATOMIC
EL : ELAN
NO : NORDICA
ST : STÖCKLI

BL : BLIZZARD
FI : FISCHER
RO : ROSSIGNOL
VK : VÖLKL

DY : DYNASTAR
HE : HEAD
SA : SALOMON

Technical Delegate:
B. DART (USA) #467

LEGEND

W WinStar is the athlete who realise the biggest jump within the first 15 who is started with bib 31 or higher
> Competitor's overall time is more than 8% greater than winning time (see FIS rule §10.2)

06-12-2002 / Lake Louise (CAN) / 5756

Page 3/3

Data Processing by SWATCH

www.fis-ski.com

SWATCH Timing

Generation Date: FRI 6 DEC 2002

Time: 11:51 Swatch Internet Time: @827

Document: 73A 1.0



Audi FIS SKI WORLD CUP
1st LADIES DOWNHILL
PENALTY CALCULATION



Best 10 at Finish

Rank	Bib	FIS Code	Name	Nation	FIS Points	Best 5	Race Points
1	26	205117	GERG Hilde	GER	1.93	1.93	0.00
2	30	195374	MONTILLET Carole	FRA	3.83	3.83	2.88
3	27	536138	CLARK Kirsten L	USA	4.92	4.92	4.75
4	21	536473	LALIVE Caroline	USA	4.95		
5	12	55212	MEISSNITZER Alexandra	AUT	16.65		
6	24	515098	REY BELLET Corinne	SUI	1.97	1.97	10.23
7	6	55069	GOETSCHL Renate	AUT	1.87	1.87	11.96
8	16	205378	ERTL Martina	GER	16.01		
9	29	536477	MENDES Jonna	USA	5.92		
10	19	565037	SUHADOLC Mojca	SLO	5.98		
10	11	55596	WILHELM Kathrin	AUT	16.01		

Best 5 FIS Points at Start

Rank	Bib	FIS Code	Name	Nation	FIS Points
12	8	55198	DORFMEISTER Michaela	AUT	1.56
7	6	55069	GOETSCHL Renate	AUT	1.87
1	26	205117	GERG Hilde	GER	1.93
6	24	515098	REY BELLET Corinne	SUI	1.97
19	31	515409	BERTHOD Sylviane	SUI	2.77

TOTALS:			
	FIS Points of Best 5 at Start (B)	10.10	
	FIS Points of Best at Finish in Top 10 (A)		14.52
	Race Points of Corresponding Competitors (C)		29.82
	Calculated Penalty (A+B-C) : 10 =>	-0.520	
	Rounded	-0.52	
	Correction Value (Z)	-7.40	
	Penalty Applied	0.00	

Technical Delegate:
B. DART (USA) #467



Audi FIS SKI WORLD CUP
1st LADIES DOWNHILL
PERFORMANCE ANALYSIS 1



Number of Competitors: 54

Rank	Bib	Name	Nation	Positions			Partials			Difference		Speed		
				Pos.	Time	Rank	Pos.	Time	Rank	Time	Dist(m)	Pos.	km/h	Rank
1	26	GERG Hilde	GER	Int1:	31.78	(5)	I1-I2:	32.86	(2)	0.25		Sp1:	118.35	(10)
				Int2:	1:04.64	(3)	I2-I3:	16.38	(7)	0.09				
				Int3:	1:21.02	(1)	I3-Fin:	12.70	(1)	0.00	0.00	Avg.:	98.87	
				Fin:	1:33.72	(1)				0.00				
2	30	MONTILLET Carole	FRA	Int1:	31.65	(2)	I1-I2:	32.93	(5)	0.12		Sp1:	116.75	(18)
				Int2:	1:04.58	(2)	I2-I3:	16.45	(10)	0.03				
				Int3:	1:21.03	(2)	I3-Fin:	12.89	(7)	0.01	5.48	Avg.:	98.66	
				Fin:	1:33.92	(2)				0.20				
3	27	CLARK Kirsten L	USA	Int1:	31.53	(1)	I1-I2:	33.02	(6)	0.00		Sp1:	115.50	(28)
				Int2:	1:04.55	(1)	I2-I3:	16.62	(24)	0.00				
				Int3:	1:21.17	(4)	I3-Fin:	12.88	(6)	0.15	9.03	Avg.:	98.53	
				Fin:	1:34.05	(3)				0.33				
4	21	LALIVE Caroline	USA	Int1:	31.94	(9)	I1-I2:	32.83	(1)	0.41		Sp1:	119.66	(3)
				Int2:	1:04.77	(4)	I2-I3:	16.28	(2)	0.22				
				Int3:	1:21.05	(3)	I3-Fin:	13.12	(25)	0.03	12.30	Avg.:	98.40	
				Fin:	1:34.17	(4)				0.45				
5	12	MEISSNITZER Alexandra	AUT	Int1:	31.92	(7)	I1-I2:	33.14	(7)	0.39		Sp1:	119.66	(3)
				Int2:	1:05.06	(6)	I2-I3:	16.22	(1)	0.51				
				Int3:	1:21.28	(5)	I3-Fin:	13.06	(16)	0.26	16.92	Avg.:	98.22	
				Fin:	1:34.34	(5)				0.62				
6	24	REY BELLET Corinne	SUI	Int1:	32.15	(17)	I1-I2:	32.87	(3)	0.62		Sp1:	119.66	(3)
				Int2:	1:05.02	(5)	I2-I3:	16.35	(5)	0.47				
				Int3:	1:21.37	(6)	I3-Fin:	13.06	(16)	0.35	19.35	Avg.:	98.13	
				Fin:	1:34.43	(6)				0.71				
7	6	GOETSCHL Renate	AUT	Int1:	31.95	(10)	I1-I2:	33.14	(7)	0.42		Sp1:	114.58	(37)
				Int2:	1:05.09	(7)	I2-I3:	16.52	(14)	0.54				
				Int3:	1:21.61	(7)	I3-Fin:	12.94	(10)	0.59	22.60	Avg.:	98.01	
				Fin:	1:34.55	(7)				0.83				
8	16	ERTL Martina	GER	Int1:	32.06	(14)	I1-I2:	33.42	(13)	0.53		Sp1:	120.33	(1)
				Int2:	1:05.48	(11)	I2-I3:	16.32	(4)	0.93				
				Int3:	1:21.80	(9)	I3-Fin:	12.90	(8)	0.78	26.64	Avg.:	97.85	
				Fin:	1:34.70	(8)				0.98				
9	29	MENDES Jonna	USA	Int1:	31.86	(6)	I1-I2:	33.37	(9)	0.33		Sp1:	118.35	(10)
				Int2:	1:05.23	(8)	I2-I3:	16.50	(13)	0.68				
				Int3:	1:21.73	(8)	I3-Fin:	13.06	(16)	0.71	29.06	Avg.:	97.76	
				Fin:	1:34.79	(9)				1.07				
10	19	SUHADOLC Mojca	SLO	Int1:	32.41	(32)	I1-I2:	32.92	(4)	0.88		Sp1:	119.33	(6)
				Int2:	1:05.33	(9)	I2-I3:	16.55	(19)	0.78				
				Int3:	1:21.88	(10)	I3-Fin:	13.08	(20)	0.86	33.61	Avg.:	97.58	
				Fin:	1:34.96	(10)				1.24				



Audi FIS SKI WORLD CUP

1st LADIES DOWNHILL

PERFORMANCE ANALYSIS 1



Number of Competitors: 54

Rank	Bib	Name	Nation	Positions			Partials			Difference		Speed		
				Pos.	Time	Rank	Pos.	Time	Rank	Time	Dist(m)	Pos.	km/h	Rank
10	11	WILHELM Kathrin	AUT	Int1: 32.00 (11)			I1-I2: 33.57 (15)			0.47			Sp1: 119.00 (8)	
				Int2: 1:05.57 (13)			I2-I3: 16.35 (5)			1.02				
				Int3: 1:21.92 (11)			I3-Fin: 13.04 (15)			0.90				
				Fin: 1:34.96 (10)						1.24	33.61		Avg.: 97.58	
12	8	DORFMEISTER Michaela	AUT	Int1: 32.19 (19)			I1-I2: 33.40 (12)			0.66			Sp1: 115.20 (31)	
				Int2: 1:05.59 (14)			I2-I3: 16.56 (21)			1.04				
				Int3: 1:22.15 (13)			I3-Fin: 13.03 (14)			1.13				
				Fin: 1:35.18 (12)						1.46	39.48		Avg.: 97.36	
13	9	JACQUEMOD Ingrid	FRA	Int1: 31.93 (8)			I1-I2: 33.96 (24)			0.40			Sp1: 115.81 (25)	
				Int2: 1:05.89 (15)			I2-I3: 16.40 (8)			1.34				
				Int3: 1:22.29 (14)			I3-Fin: 12.98 (12)			1.27				
				Fin: 1:35.27 (13)						1.55	41.88		Avg.: 97.26	
14	23	HUBER Isabelle	GER	Int1: 32.36 (30)			I1-I2: 33.66 (16)			0.83			Sp1: 116.44 (21)	
				Int2: 1:06.02 (18)			I2-I3: 16.52 (14)			1.47				
				Int3: 1:22.54 (18)			I3-Fin: 12.77 (2)			1.52				
				Fin: 1:35.31 (14)						1.59	42.94		Avg.: 97.22	
15	33	PUTZER Karen	ITA	Int1: 32.13 (16)			I1-I2: 33.37 (9)			0.60			Sp1: 115.81 (25)	
				Int2: 1:05.50 (12)			I2-I3: 16.82 (36)			0.95				
				Int3: 1:22.32 (15)			I3-Fin: 13.15 (28)			1.30				
				Fin: 1:35.47 (15)						1.75	47.18		Avg.: 97.06	
16	14	MEILLEUR Karine	FRA	Int1: 32.00 (11)			I1-I2: 33.38 (11)			0.47			Sp1: 112.79 (47)	
				Int2: 1:05.38 (10)			I2-I3: 16.73 (29)			0.83				
				Int3: 1:22.11 (12)			I3-Fin: 13.45 (46)			1.09				
				Fin: 1:35.56 (16)						1.84	49.56		Avg.: 96.97	
17	4	HAEUSL Regina	GER	Int1: 31.76 (4)			I1-I2: 34.23 (36)			0.23			Sp1: 115.81 (25)	
				Int2: 1:05.99 (17)			I2-I3: 16.54 (18)			1.44				
				Int3: 1:22.53 (17)			I3-Fin: 13.06 (16)			1.51				
				Fin: 1:35.59 (17)						1.87	50.35		Avg.: 96.94	
18	25	KOSTELIC Janica	CRO	Int1: 32.33 (29)			I1-I2: 34.06 (29)			0.80			Sp1: 118.35 (10)	
				Int2: 1:06.39 (25)			I2-I3: 16.31 (3)			1.84				
				Int3: 1:22.70 (21)			I3-Fin: 13.00 (13)			1.68				
				Fin: 1:35.70 (18)						1.98	53.26		Avg.: 96.83	
19	31	BERTHOD Sylviane	SUI	Int1: 32.54 (38)			I1-I2: 33.73 (18)			1.01			Sp1: 119.00 (8)	
				Int2: 1:06.27 (23)			I2-I3: 16.53 (16)			1.72				
				Int3: 1:22.80 (23)			I3-Fin: 12.93 (9)			1.78				
				Fin: 1:35.73 (19)						2.01	54.05		Avg.: 96.80	
20	13	BORGHI Catherine	SUI	Int1: 32.09 (15)			I1-I2: 34.07 (31)			0.56			Sp1: 119.33 (6)	
				Int2: 1:06.16 (21)			I2-I3: 16.47 (11)			1.61				
				Int3: 1:22.63 (20)			I3-Fin: 13.16 (29)			1.61				
				Fin: 1:35.79 (20)						2.07	55.62		Avg.: 96.74	
21	18	MANCUSO Julia	USA	Int1: 32.21 (21)			I1-I2: 33.87 (21)			0.68			Sp1: 118.03 (14)	
				Int2: 1:06.08 (19)			I2-I3: 16.53 (16)			1.53				
				Int3: 1:22.61 (19)			I3-Fin: 13.27 (35)			1.59				
				Fin: 1:35.88 (21)						2.16	57.99		Avg.: 96.65	
22	35	BASSIS Patrizia	ITA	Int1: 32.16 (18)			I1-I2: 33.95 (23)			0.63			Sp1: 118.03 (14)	
				Int2: 1:06.11 (20)			I2-I3: 16.63 (25)			1.56				
				Int3: 1:22.74 (22)			I3-Fin: 13.23 (32)			1.72				
				Fin: 1:35.97 (22)						2.25	60.35		Avg.: 96.56	
22	17	BLASER Karin	AUT	Int1: 32.20 (20)			I1-I2: 33.69 (17)			0.67			Sp1: 118.03 (14)	
				Int2: 1:05.89 (15)			I2-I3: 16.55 (19)			1.34				
				Int3: 1:22.44 (16)			I3-Fin: 13.53 (51)			1.42				
				Fin: 1:35.97 (22)						2.25	60.35		Avg.: 96.56	



Audi FIS SKI WORLD CUP

1st LADIES DOWNHILL

PERFORMANCE ANALYSIS 1



Number of Competitors: 54

Rank	Bib	Name	Nation	Positions			Partials			Difference		Speed		
				Pos.	Time	Rank	Pos.	Time	Rank	Time	Dist(m)	Pos.	km/h	Rank
24	45	IMLIG Corinne	SUI	Int1: 32.93 (47)			I1-I2: 33.80 (19)			1.40			Sp1: 120.33 (1)	
				Int2: 1:06.73 (33)			I2-I3: 16.43 (9)			2.18				
				Int3: 1:23.16 (25)			I3-Fin: 12.87 (5)			2.14				
				Fin: 1:36.03 (24)						2.31	61.92		Avg.: 96.49	
25	10	MCCARTY Bryna	USA	Int1: 32.60 (40)			I1-I2: 33.84 (20)			1.07			Sp1: 113.68 (45)	
				Int2: 1:06.44 (26)			I2-I3: 16.89 (40)			1.89				
				Int3: 1:23.33 (27)			I3-Fin: 12.81 (3)			2.31				
				Fin: 1:36.14 (25)						2.42	64.79		Avg.: 96.38	
26	41	MUELLER Tamara	SUI	Int1: 32.47 (35)			I1-I2: 34.22 (35)			0.94			Sp1: 114.89 (33)	
				Int2: 1:06.69 (31)			I2-I3: 16.81 (35)			2.14				
				Int3: 1:23.50 (34)			I3-Fin: 12.84 (4)			2.48				
				Fin: 1:36.34 (26)						2.62	70.00		Avg.: 96.18	
27	20	LUDLOW Libby	USA	Int1: 32.53 (37)			I1-I2: 34.16 (33)			1.00			Sp1: 116.12 (23)	
				Int2: 1:06.69 (31)			I2-I3: 16.74 (31)			2.14				
				Int3: 1:23.43 (33)			I3-Fin: 12.94 (10)			2.41				
				Fin: 1:36.37 (27)						2.65	70.78		Avg.: 96.15	
28	15	MONAHAN Kathleen	USA	Int1: 32.81 (45)			I1-I2: 33.56 (14)			1.28			Sp1: 118.35 (10)	
				Int2: 1:06.37 (24)			I2-I3: 16.49 (12)			1.82				
				Int3: 1:22.86 (24)			I3-Fin: 13.57 (52)			1.84				
				Fin: 1:36.43 (28)						2.71	72.34		Avg.: 96.09	
29	37	RECCHIA Lucia	ITA	Int1: 32.44 (33)			I1-I2: 34.21 (34)			0.91			Sp1: 112.79 (47)	
				Int2: 1:06.65 (30)			I2-I3: 16.71 (28)			2.10				
				Int3: 1:23.36 (30)			I3-Fin: 13.11 (23)			2.34				
				Fin: 1:36.47 (29)						2.75	73.38		Avg.: 96.05	
30	5	DUMERMUTH Monika	SUI	Int1: 32.68 (42)			I1-I2: 34.06 (29)			1.15			Sp1: 116.44 (21)	
				Int2: 1:06.74 (34)			I2-I3: 16.60 (22)			2.19				
				Int3: 1:23.34 (28)			I3-Fin: 13.14 (26)			2.32				
				Fin: 1:36.48 (30)						2.76	73.63		Avg.: 96.04	
31	28	TURGEON Melanie	CAN	Int1: 31.69 (3)			I1-I2: 35.08 (51)			0.16			Sp1: 114.89 (33)	
				Int2: 1:06.77 (35)			I2-I3: 16.64 (26)			2.22				
				Int3: 1:23.41 (31)			I3-Fin: 13.10 (22)			2.39				
				Fin: 1:36.51 (31)						2.79	74.41		Avg.: 96.01	
32	32	OBERMOSER Brigitte	AUT	Int1: 32.29 (26)			I1-I2: 33.91 (22)			0.76			Sp1: 114.89 (33)	
				Int2: 1:06.20 (22)			I2-I3: 16.97 (45)			1.65				
				Int3: 1:23.17 (26)			I3-Fin: 13.45 (46)			2.15				
				Fin: 1:36.62 (32)						2.90	77.26		Avg.: 95.91	
33	7	CECCARELLI Daniela	ITA	Int1: 32.45 (34)			I1-I2: 34.02 (27)			0.92			Sp1: 114.58 (37)	
				Int2: 1:06.47 (27)			I2-I3: 16.88 (38)			1.92				
				Int3: 1:23.35 (29)			I3-Fin: 13.34 (40)			2.33				
				Fin: 1:36.69 (33)						2.97	79.06		Avg.: 95.84	
34	2	HEREGGER Selina	AUT	Int1: 32.29 (26)			I1-I2: 34.25 (38)			0.76			Sp1: 112.20 (49)	
				Int2: 1:06.54 (29)			I2-I3: 16.88 (38)			1.99				
				Int3: 1:23.42 (32)			I3-Fin: 13.28 (36)			2.40				
				Fin: 1:36.70 (34)						2.98	79.32		Avg.: 95.83	
35	3	RUMPFHUBER Ingrid	AUT	Int1: 32.47 (35)			I1-I2: 34.51 (42)			0.94			Sp1: 114.58 (37)	
				Int2: 1:06.98 (40)			I2-I3: 16.60 (22)			2.43				
				Int3: 1:23.58 (36)			I3-Fin: 13.30 (38)			2.56				
				Fin: 1:36.88 (35)						3.16	83.96		Avg.: 95.65	
36	42	POWERS Alison	USA	Int1: 32.28 (25)			I1-I2: 34.66 (44)			0.75			Sp1: 118.03 (14)	
				Int2: 1:06.94 (39)			I2-I3: 16.73 (29)			2.39				
				Int3: 1:23.67 (38)			I3-Fin: 13.22 (31)			2.65				
				Fin: 1:36.89 (36)						3.17	84.21		Avg.: 95.64	



Audi FIS SKI WORLD CUP
1st LADIES DOWNHILL
PERFORMANCE ANALYSIS 1



Number of Competitors: 54

Rank	Bib	Name	Nation	Positions			Partials			Difference		Speed		
				Pos.	Time	Rank	Pos.	Time	Rank	Time	Dist(m)	Pos.	km/h	Rank
37	1	SPONRING Christine	AUT	Int1: 32.04 (13)			I1-I2: 34.74 (45)			0.51			Sp1: 114.28 (41)	
				Int2: 1:06.78 (36)			I2-I3: 16.74 (31)			2.23				
				Int3: 1:23.52 (35)			I3-Fin: 13.41 (43)			2.50				
				Fin: 1:36.93 (37)						3.21	85.24		Avg.: 95.60	
38	43	OWENS Jenny	AUS	Int1: 32.80 (44)			I1-I2: 34.05 (28)			1.27			Sp1: 115.50 (28)	
				Int2: 1:06.85 (37)			I2-I3: 16.80 (33)			2.30				
				Int3: 1:23.65 (37)			I3-Fin: 13.37 (41)			2.63				
				Fin: 1:37.02 (38)						3.30	87.55		Avg.: 95.51	
39	39	TAGLIABUE Elena	ITA	Int1: 32.23 (22)			I1-I2: 34.77 (46)			0.70			Sp1: 113.98 (42)	
				Int2: 1:07.00 (41)			I2-I3: 17.01 (48)			2.45				
				Int3: 1:24.01 (41)			I3-Fin: 13.11 (23)			2.99				
				Fin: 1:37.12 (39)						3.40	90.11		Avg.: 95.41	
40	36	HALTMAYR Petra	GER	Int1: 32.40 (31)			I1-I2: 34.12 (32)			0.87			Sp1: 110.76 (54)	
				Int2: 1:06.52 (28)			I2-I3: 17.19 (51)			1.97				
				Int3: 1:23.71 (39)			I3-Fin: 13.44 (45)			2.69				
				Fin: 1:37.15 (40)						3.43	90.88		Avg.: 95.38	
41	54	STYGER Nadia	SUI	Int1: 32.88 (46)			I1-I2: 34.30 (39)			1.35			Sp1: 114.58 (37)	
				Int2: 1:07.18 (44)			I2-I3: 16.90 (41)			2.63				
				Int3: 1:24.08 (43)			I3-Fin: 13.14 (26)			3.06				
				Fin: 1:37.22 (41)						3.50	92.67		Avg.: 95.31	
42	55	GIVELET Anne-Laure	FRA	Int1: 32.58 (39)			I1-I2: 34.44 (40)			1.05			Sp1: 113.98 (42)	
				Int2: 1:07.02 (43)			I2-I3: 16.99 (47)			2.47				
				Int3: 1:24.01 (41)			I3-Fin: 13.23 (32)			2.99				
				Fin: 1:37.24 (42)						3.52	93.18		Avg.: 95.29	
43	51	SEKINO Fujiko	FRA	Int1: 33.20 (52)			I1-I2: 33.98 (25)			1.67			Sp1: 115.20 (31)	
				Int2: 1:07.18 (44)			I2-I3: 16.96 (44)			2.63				
				Int3: 1:24.14 (45)			I3-Fin: 13.20 (30)			3.12				
				Fin: 1:37.34 (43)						3.62	95.73		Avg.: 95.20	
44	44	BRACUN Spela	SLO	Int1: 32.77 (43)			I1-I2: 34.23 (36)			1.24			Sp1: 116.75 (18)	
				Int2: 1:07.00 (41)			I2-I3: 16.90 (41)			2.45				
				Int3: 1:23.90 (40)			I3-Fin: 13.48 (48)			2.88				
				Fin: 1:37.38 (44)						3.66	96.74		Avg.: 95.16	
45	34	SCHNEIDER Tanja	AUT	Int1: 32.24 (23)			I1-I2: 34.65 (43)			0.71			Sp1: 111.62 (53)	
				Int2: 1:06.89 (38)			I2-I3: 17.20 (52)			2.34				
				Int3: 1:24.09 (44)			I3-Fin: 13.38 (42)			3.07				
				Fin: 1:37.47 (45)						3.75	99.03		Avg.: 95.07	
46	46	WIRTH Katja	AUT	Int1: 32.31 (28)			I1-I2: 34.91 (48)			0.78			Sp1: 112.20 (49)	
				Int2: 1:07.22 (46)			I2-I3: 17.23 (53)			2.67				
				Int3: 1:24.45 (49)			I3-Fin: 13.08 (20)			3.43				
				Fin: 1:37.53 (46)						3.81	100.55		Avg.: 95.01	
47	47	ALPIGER Ella	SUI	Int1: 32.93 (47)			I1-I2: 34.49 (41)			1.40			Sp1: 116.12 (23)	
				Int2: 1:07.42 (48)			I2-I3: 17.01 (48)			2.87				
				Int3: 1:24.43 (48)			I3-Fin: 13.26 (34)			3.41				
				Fin: 1:37.69 (47)						3.97	104.60		Avg.: 94.86	
48	56	RISLER Christina	CAN	Int1: 33.42 (53)			I1-I2: 33.99 (26)			1.89			Sp1: 113.98 (42)	
				Int2: 1:07.41 (47)			I2-I3: 16.97 (45)			2.86				
				Int3: 1:24.38 (46)			I3-Fin: 13.51 (50)			3.36				
				Fin: 1:37.89 (48)						4.17	109.65		Avg.: 94.66	
49	38	BRYDON Emily	CAN	Int1: 32.60 (40)			I1-I2: 35.00 (50)			1.07			Sp1: 113.68 (45)	
				Int2: 1:07.60 (50)			I2-I3: 17.05 (50)			3.05				
				Int3: 1:24.65 (50)			I3-Fin: 13.31 (39)			3.63				
				Fin: 1:37.96 (49)						4.24	111.41		Avg.: 94.59	



Audi FIS SKI WORLD CUP
1st LADIES DOWNHILL
PERFORMANCE ANALYSIS 1



Number of Competitors: 54

Rank	Bib	Name	Nation	Positions			Partials			Difference		Speed		
				Pos.	Time	Rank	Pos.	Time	Rank	Time	Dist(m)	Pos.	km/h	Rank
50	52	SIMARD Genevieve	CAN	Int1:	32.24	(23)	I1-I2:	35.32	(52)	0.71		Sp1:	115.50	(28)
				Int2:	1:07.56	(49)	I2-I3:	16.86	(37)	3.01				
				Int3:	1:24.42	(47)	I3-Fin:	13.57	(52)	3.40				
				Fin:	1:37.99	(50)				4.27	112.16	Avg.:	94.56	
51	49	SCHILD Martina	SUI	Int1:	33.13	(51)	I1-I2:	34.98	(49)	1.60		Sp1:	116.75	(18)
				Int2:	1:08.11	(52)	I2-I3:	16.69	(27)	3.56				
				Int3:	1:24.80	(52)	I3-Fin:	13.29	(37)	3.78				
				Fin:	1:38.09	(51)				4.37	114.67	Avg.:	94.47	
52	58	SPLAWINSKI Sophie	CAN	Int1:	33.00	(49)	I1-I2:	34.90	(47)	1.47		Sp1:	114.89	(33)
				Int2:	1:07.90	(51)	I2-I3:	16.80	(33)	3.35				
				Int3:	1:24.70	(51)	I3-Fin:	13.42	(44)	3.68				
				Fin:	1:38.12	(52)				4.40	115.43	Avg.:	94.44	
53	53	VANDERBEEK Kelly	CAN	Int1:	33.02	(50)	I1-I2:	36.23	(53)	1.49		Sp1:	112.20	(49)
				Int2:	1:09.25	(53)	I2-I3:	16.95	(43)	4.70				
				Int3:	1:26.20	(53)	I3-Fin:	13.49	(49)	5.18				
				Fin:	1:39.69	(53)				5.97	154.15	Avg.:	92.95	
54	57	DABIC Lea	SLO	Int1:	33.52	(54)	I1-I2:	36.71	(54)	1.99		Sp1:	112.20	(49)
				Int2:	1:10.23	(54)	I2-I3:	17.26	(54)	5.68				
				Int3:	1:27.49	(54)	I3-Fin:	14.08	(54)	6.47				
				Fin:	1:41.57	(54)				7.85	198.94	Avg.:	91.23	

LEGEND

Pos Intermediate or Speed Position **Dist(m)** Distance behind the first **Int2:** Intermediate 2 **Sp1:** Speed Trap 1
Avg. Average Speed for the race **Int1:** Intermediate 1 **Int3:** Intermediate 3 **Fin:** Finish

06-12-2002 / Lake Louise (CAN) / 5756

Page 5/5

Data Processing by SWATCH

www.fis-ski.com

SWATCH Timing

Generation Date: FRI 6 DEC 2002

Time: 11:56 Swatch Internet Time: @830

Document: 77A 1.0



Audi FIS SKI WORLD CUP
1st LADIES DOWNHILL
PERFORMANCE ANALYSIS 2



Number of Competitors: 59

Bib	Name	Nation	Positions			Partials			Difference		Speed		
			Pos.	Time	Rank	Pos.	Time	Rank	Time	Dist(m)	Pos.	km/h	Rank
1	SPONRING Christine	AUT	Int1: 32.04 (13)	Int2: 1:06.78 (37)	Int3: 1:23.52 (35)	Fin: 1:36.93 (37)	I1-I2: 34.74 (46)	I2-I3: 16.74 (31)	I3-Fin: 13.41 (43)	0.51 2.23 2.50 3.21	85.24	Sp1: 114.28 (41)	Avg.: 95.60
2	HEREGGER Selina	AUT	Int1: 32.29 (26)	Int2: 1:06.54 (30)	Int3: 1:23.42 (32)	Fin: 1:36.70 (34)	I1-I2: 34.25 (39)	I2-I3: 16.88 (38)	I3-Fin: 13.28 (36)	0.76 1.99 2.40 2.98	79.32	Sp1: 112.20 (49)	Avg.: 95.83
3	RUMPFHUBER Ingrid	AUT	Int1: 32.47 (37)	Int2: 1:06.98 (41)	Int3: 1:23.58 (36)	Fin: 1:36.88 (35)	I1-I2: 34.51 (43)	I2-I3: 16.60 (22)	I3-Fin: 13.30 (38)	0.94 2.43 2.56 3.16	83.96	Sp1: 114.58 (37)	Avg.: 95.65
4	HAEUSL Regina	GER	Int1: 31.76 (4)	Int2: 1:05.99 (18)	Int3: 1:22.53 (17)	Fin: 1:35.59 (17)	I1-I2: 34.23 (37)	I2-I3: 16.54 (18)	I3-Fin: 13.06 (16)	0.23 1.44 1.51 1.87	50.35	Sp1: 115.81 (25)	Avg.: 96.94
5	DUMERMUTH Monika	SUI	Int1: 32.68 (44)	Int2: 1:06.74 (35)	Int3: 1:23.34 (28)	Fin: 1:36.48 (30)	I1-I2: 34.06 (30)	I2-I3: 16.60 (22)	I3-Fin: 13.14 (26)	1.15 2.19 2.32 2.76	73.63	Sp1: 116.44 (21)	Avg.: 96.04
6	GOETSCHL Renate	AUT	Int1: 31.95 (10)	Int2: 1:05.09 (7)	Int3: 1:21.61 (7)	Fin: 1:34.55 (7)	I1-I2: 33.14 (7)	I2-I3: 16.52 (14)	I3-Fin: 12.94 (10)	0.42 0.54 0.59 0.83	22.60	Sp1: 114.58 (37)	Avg.: 98.01
7	CECCARELLI Daniela	ITA	Int1: 32.45 (36)	Int2: 1:06.47 (28)	Int3: 1:23.35 (29)	Fin: 1:36.69 (33)	I1-I2: 34.02 (28)	I2-I3: 16.88 (38)	I3-Fin: 13.34 (40)	0.92 1.92 2.33 2.97	79.06	Sp1: 114.58 (37)	Avg.: 95.84
8	DORFMEISTER Michaela	AUT	Int1: 32.19 (19)	Int2: 1:05.59 (14)	Int3: 1:22.15 (13)	Fin: 1:35.18 (12)	I1-I2: 33.40 (13)	I2-I3: 16.56 (21)	I3-Fin: 13.03 (14)	0.66 1.04 1.13 1.46	39.48	Sp1: 115.20 (31)	Avg.: 97.36
9	JACQUEMOD Ingrid	FRA	Int1: 31.93 (8)	Int2: 1:05.89 (16)	Int3: 1:22.29 (14)	Fin: 1:35.27 (13)	I1-I2: 33.96 (25)	I2-I3: 16.40 (8)	I3-Fin: 12.98 (12)	0.40 1.34 1.27 1.55	41.88	Sp1: 115.81 (25)	Avg.: 97.26
10	MCCARTY Bryna	USA	Int1: 32.60 (42)	Int2: 1:06.44 (27)	Int3: 1:23.33 (27)	Fin: 1:36.14 (25)	I1-I2: 33.84 (21)	I2-I3: 16.89 (40)	I3-Fin: 12.81 (3)	1.07 1.89 2.31 2.42	64.79	Sp1: 113.68 (45)	Avg.: 96.38



Audi FIS SKI WORLD CUP

1st LADIES DOWNHILL

PERFORMANCE ANALYSIS 2



Number of Competitors: 59

Bib	Name	Nation	Positions			Partial			Difference		Speed		
			Pos.	Time	Rank	Pos.	Time	Rank	Time	Dist(m)	Pos.	km/h	Rank
11	WILHELM Kathrin	AUT	Int1: 32.00 (11) Int2: 1:05.57 (13) Int3: 1:21.92 (11) Fin: 1:34.96 (10)	I1-I2: 33.57 (16) I2-I3: 16.35 (5) I3-Fin: 13.04 (15)	0.47 1.02 0.90 1.24	33.61	Sp1: 119.00 (8) Avg.: 97.58						
12	MEISSNITZER Alexandra	AUT	Int1: 31.92 (7) Int2: 1:05.06 (6) Int3: 1:21.28 (5) Fin: 1:34.34 (5)	I1-I2: 33.14 (7) I2-I3: 16.22 (1) I3-Fin: 13.06 (16)	0.39 0.51 0.26 0.62	16.92	Sp1: 119.66 (3) Avg.: 98.22						
13	BORGHI Catherine	SUI	Int1: 32.09 (15) Int2: 1:06.16 (22) Int3: 1:22.63 (20) Fin: 1:35.79 (20)	I1-I2: 34.07 (32) I2-I3: 16.47 (11) I3-Fin: 13.16 (29)	0.56 1.61 1.61 2.07	55.62	Sp1: 119.33 (6) Avg.: 96.74						
14	MEILLEUR Karine	FRA	Int1: 32.00 (11) Int2: 1:05.38 (10) Int3: 1:22.11 (12) Fin: 1:35.56 (16)	I1-I2: 33.38 (11) I2-I3: 16.73 (29) I3-Fin: 13.45 (46)	0.47 0.83 1.09 1.84	49.56	Sp1: 112.79 (47) Avg.: 96.97						
15	MONAHAN Kathleen	USA	Int1: 32.81 (47) Int2: 1:06.37 (25) Int3: 1:22.86 (24) Fin: 1:36.43 (28)	I1-I2: 33.56 (15) I2-I3: 16.49 (12) I3-Fin: 13.57 (52)	1.28 1.82 1.84 2.71	72.34	Sp1: 118.35 (10) Avg.: 96.09						
16	ERTL Martina	GER	Int1: 32.06 (14) Int2: 1:05.48 (11) Int3: 1:21.80 (9) Fin: 1:34.70 (8)	I1-I2: 33.42 (14) I2-I3: 16.32 (4) I3-Fin: 12.90 (8)	0.53 0.93 0.78 0.98	26.64	Sp1: 120.33 (1) Avg.: 97.85						
17	BLASER Karin	AUT	Int1: 32.20 (20) Int2: 1:05.89 (16) Int3: 1:22.44 (16) Fin: 1:35.97 (22)	I1-I2: 33.69 (18) I2-I3: 16.55 (19) I3-Fin: 13.53 (51)	0.67 1.34 1.42 2.25	60.35	Sp1: 118.03 (14) Avg.: 96.56						
18	MANCUSO Julia	USA	Int1: 32.21 (21) Int2: 1:06.08 (20) Int3: 1:22.61 (19) Fin: 1:35.88 (21)	I1-I2: 33.87 (22) I2-I3: 16.53 (16) I3-Fin: 13.27 (35)	0.68 1.53 1.59 2.16	57.99	Sp1: 118.03 (14) Avg.: 96.65						
19	SUHADOLC Mojca	SLO	Int1: 32.41 (33) Int2: 1:05.33 (9) Int3: 1:21.88 (10) Fin: 1:34.96 (10)	I1-I2: 32.92 (4) I2-I3: 16.55 (19) I3-Fin: 13.08 (20)	0.88 0.78 0.86 1.24	33.61	Sp1: 119.33 (6) Avg.: 97.58						
20	LUDLOW Libby	USA	Int1: 32.53 (39) Int2: 1:06.69 (32) Int3: 1:23.43 (33) Fin: 1:36.37 (27)	I1-I2: 34.16 (34) I2-I3: 16.74 (31) I3-Fin: 12.94 (10)	1.00 2.14 2.41 2.65	70.78	Sp1: 116.12 (23) Avg.: 96.15						
21	LALIVE Caroline	USA	Int1: 31.94 (9) Int2: 1:04.77 (4) Int3: 1:21.05 (3) Fin: 1:34.17 (4)	I1-I2: 32.83 (1) I2-I3: 16.28 (2) I3-Fin: 13.12 (25)	0.41 0.22 0.03 0.45	12.30	Sp1: 119.66 (3) Avg.: 98.40						
22	RIESCH Maria	GER	Int1: 32.38 (31) Int2: 1:05.76 (15) Int3: Fin: DNF	I1-I2: 33.38 (11) I2-I3: I3-Fin: 	0.85 1.21 		Sp1: 99.53 (55) Avg.: 						
23	HUBER Isabelle	GER	Int1: 32.36 (30) Int2: 1:06.02 (19) Int3: 1:22.54 (18) Fin: 1:35.31 (14)	I1-I2: 33.66 (17) I2-I3: 16.52 (14) I3-Fin: 12.77 (2)	0.83 1.47 1.52 1.59	42.94	Sp1: 116.44 (21) Avg.: 97.22						



Audi FIS SKI WORLD CUP

1st LADIES DOWNHILL

PERFORMANCE ANALYSIS 2



Number of Competitors: 59

Bib	Name	Nation	Positions			Partial			Difference		Speed		
			Pos.	Time	Rank	Pos.	Time	Rank	Time	Dist(m)	Pos.	km/h	Rank
24	REY BELLET Corinne	SUI	Int1: 32.15 (17)	Int2: 1:05.02 (5)	Int3: 1:21.37 (6)	Fin: 1:34.43 (6)	I1-I2: 32.87 (3)	I2-I3: 16.35 (5)	I3-Fin: 13.06 (16)	0.62 0.47 0.35 0.71	19.35	Sp1: 119.66 (3)	Avg.: 98.13
25	KOSTELIC Janica	CRO	Int1: 32.33 (29)	Int2: 1:06.39 (26)	Int3: 1:22.70 (21)	Fin: 1:35.70 (18)	I1-I2: 34.06 (30)	I2-I3: 16.31 (3)	I3-Fin: 13.00 (13)	0.80 1.84 1.68 1.98	53.26	Sp1: 118.35 (10)	Avg.: 96.83
26	GERG Hilde	GER	Int1: 31.78 (5)	Int2: 1:04.64 (3)	Int3: 1:21.02 (1)	Fin: 1:33.72 (1)	I1-I2: 32.86 (2)	I2-I3: 16.38 (7)	I3-Fin: 12.70 (1)	0.25 0.09 0.00 0.00	0.00	Sp1: 118.35 (10)	Avg.: 98.87
27	CLARK Kirsten L	USA	Int1: 31.53 (1)	Int2: 1:04.55 (1)	Int3: 1:21.17 (4)	Fin: 1:34.05 (3)	I1-I2: 33.02 (6)	I2-I3: 16.62 (24)	I3-Fin: 12.88 (6)	0.00 0.00 0.15 0.33	9.03	Sp1: 115.50 (28)	Avg.: 98.53
28	TURGEON Melanie	CAN	Int1: 31.69 (3)	Int2: 1:06.77 (36)	Int3: 1:23.41 (31)	Fin: 1:36.51 (31)	I1-I2: 35.08 (52)	I2-I3: 16.64 (26)	I3-Fin: 13.10 (22)	0.16 2.22 2.39 2.79	74.41	Sp1: 114.89 (33)	Avg.: 96.01
29	MENDES Jonna	USA	Int1: 31.86 (6)	Int2: 1:05.23 (8)	Int3: 1:21.73 (8)	Fin: 1:34.79 (9)	I1-I2: 33.37 (9)	I2-I3: 16.50 (13)	I3-Fin: 13.06 (16)	0.33 0.68 0.71 1.07	29.06	Sp1: 118.35 (10)	Avg.: 97.76
30	MONTILLET Carole	FRA	Int1: 31.65 (2)	Int2: 1:04.58 (2)	Int3: 1:21.03 (2)	Fin: 1:33.92 (2)	I1-I2: 32.93 (5)	I2-I3: 16.45 (10)	I3-Fin: 12.89 (7)	0.12 0.03 0.01 0.20	5.48	Sp1: 116.75 (18)	Avg.: 98.66
31	BERTHOD Sylviane	SUI	Int1: 32.54 (40)	Int2: 1:06.27 (24)	Int3: 1:22.80 (23)	Fin: 1:35.73 (19)	I1-I2: 33.73 (19)	I2-I3: 16.53 (16)	I3-Fin: 12.93 (9)	1.01 1.72 1.78 2.01	54.05	Sp1: 119.00 (8)	Avg.: 96.80
32	OBERMOSER Brigitte	AUT	Int1: 32.29 (26)	Int2: 1:06.20 (23)	Int3: 1:23.17 (26)	Fin: 1:36.62 (32)	I1-I2: 33.91 (23)	I2-I3: 16.97 (45)	I3-Fin: 13.45 (46)	0.76 1.65 2.15 2.90	77.26	Sp1: 114.89 (33)	Avg.: 95.91
33	PUTZER Karen	ITA	Int1: 32.13 (16)	Int2: 1:05.50 (12)	Int3: 1:22.32 (15)	Fin: 1:35.47 (15)	I1-I2: 33.37 (9)	I2-I3: 16.82 (36)	I3-Fin: 13.15 (28)	0.60 0.95 1.30 1.75	47.18	Sp1: 115.81 (25)	Avg.: 97.06
34	SCHNEIDER Tanja	AUT	Int1: 32.24 (23)	Int2: 1:06.89 (39)	Int3: 1:24.09 (44)	Fin: 1:37.47 (45)	I1-I2: 34.65 (44)	I2-I3: 17.20 (52)	I3-Fin: 13.38 (42)	0.71 2.34 3.07 3.75	99.03	Sp1: 111.62 (53)	Avg.: 95.07
35	BASSIS Patrizia	ITA	Int1: 32.16 (18)	Int2: 1:06.11 (21)	Int3: 1:22.74 (22)	Fin: 1:35.97 (22)	I1-I2: 33.95 (24)	I2-I3: 16.63 (25)	I3-Fin: 13.23 (32)	0.63 1.56 1.72 2.25	60.35	Sp1: 118.03 (14)	Avg.: 96.56
36	HALTMAYR Petra	GER	Int1: 32.40 (32)	Int2: 1:06.52 (29)	Int3: 1:23.71 (39)	Fin: 1:37.15 (40)	I1-I2: 34.12 (33)	I2-I3: 17.19 (51)	I3-Fin: 13.44 (45)	0.87 1.97 2.69 3.43	90.88	Sp1: 110.76 (54)	Avg.: 95.38



Audi FIS SKI WORLD CUP

1st LADIES DOWNHILL

PERFORMANCE ANALYSIS 2



Number of Competitors: 59

Bib	Name	Nation	Positions			Partials			Difference		Speed		
			Pos.	Time	Rank	Pos.	Time	Rank	Time	Dist(m)	Pos.	km/h	Rank
37	RECCHIA Lucia	ITA	Int1: 32.44 (35) Int2: 1:06.65 (31) Int3: 1:23.36 (30) Fin: 1:36.47 (29)	I1-I2: 34.21 (35) I2-I3: 16.71 (28) I3-Fin: 13.11 (23)	0.91 2.10 2.34 2.75	73.38	Sp1: 112.79 (47) Avg.: 96.05						
38	BRYDON Emily	CAN	Int1: 32.60 (42) Int2: 1:07.60 (51) Int3: 1:24.65 (50) Fin: 1:37.96 (49)	I1-I2: 35.00 (51) I2-I3: 17.05 (50) I3-Fin: 13.31 (39)	1.07 3.05 3.63 4.24	111.41	Sp1: 113.68 (45) Avg.: 94.59						
39	TAGLIABUE Elena	ITA	Int1: 32.23 (22) Int2: 1:07.00 (42) Int3: 1:24.01 (41) Fin: 1:37.12 (39)	I1-I2: 34.77 (47) I2-I3: 17.01 (48) I3-Fin: 13.11 (23)	0.70 2.45 2.99 3.40	90.11	Sp1: 113.98 (42) Avg.: 95.41						
40	BRAUNER Sibylle	GER	Int1: Int2: Int3: Fin: DNS	I1-I2: I2-I3: I3-Fin:			Sp1: Avg.:						
41	MUELLER Tamara	SUI	Int1: 32.47 (37) Int2: 1:06.69 (32) Int3: 1:23.50 (34) Fin: 1:36.34 (26)	I1-I2: 34.22 (36) I2-I3: 16.81 (35) I3-Fin: 12.84 (4)	0.94 2.14 2.48 2.62	70.00	Sp1: 114.89 (33) Avg.: 96.18						
42	POWERS Alison	USA	Int1: 32.28 (25) Int2: 1:06.94 (40) Int3: 1:23.67 (38) Fin: 1:36.89 (36)	I1-I2: 34.66 (45) I2-I3: 16.73 (29) I3-Fin: 13.22 (31)	0.75 2.39 2.65 3.17	84.21	Sp1: 118.03 (14) Avg.: 95.64						
43	OWENS Jenny	AUS	Int1: 32.80 (46) Int2: 1:06.85 (38) Int3: 1:23.65 (37) Fin: 1:37.02 (38)	I1-I2: 34.05 (29) I2-I3: 16.80 (33) I3-Fin: 13.37 (41)	1.27 2.30 2.63 3.30	87.55	Sp1: 115.50 (28) Avg.: 95.51						
44	BRACUN Spela	SLO	Int1: 32.77 (45) Int2: 1:07.00 (42) Int3: 1:23.90 (40) Fin: 1:37.38 (44)	I1-I2: 34.23 (37) I2-I3: 16.90 (41) I3-Fin: 13.48 (48)	1.24 2.45 2.88 3.66	96.74	Sp1: 116.75 (18) Avg.: 95.16						
45	IMLIG Corinne	SUI	Int1: 32.93 (49) Int2: 1:06.73 (34) Int3: 1:23.16 (25) Fin: 1:36.03 (24)	I1-I2: 33.80 (20) I2-I3: 16.43 (9) I3-Fin: 12.87 (5)	1.40 2.18 2.14 2.31	61.92	Sp1: 120.33 (1) Avg.: 96.49						
46	WIRTH Katja	AUT	Int1: 32.31 (28) Int2: 1:07.22 (47) Int3: 1:24.45 (49) Fin: 1:37.53 (46)	I1-I2: 34.91 (49) I2-I3: 17.23 (53) I3-Fin: 13.08 (20)	0.78 2.67 3.43 3.81	100.55	Sp1: 112.20 (49) Avg.: 95.01						
47	ALPIGER Ella	SUI	Int1: 32.93 (49) Int2: 1:07.42 (49) Int3: 1:24.43 (48) Fin: 1:37.69 (47)	I1-I2: 34.49 (42) I2-I3: 17.01 (48) I3-Fin: 13.26 (34)	1.40 2.87 3.41 3.97	104.60	Sp1: 116.12 (23) Avg.: 94.86						
48	KILDOW Lindsey C.	USA	Int1: Int2: Int3: Fin: DNF	I1-I2: I2-I3: I3-Fin:			Sp1: Avg.:						
49	SCHILD Martina	SUI	Int1: 33.13 (53) Int2: 1:08.11 (53) Int3: 1:24.80 (52) Fin: 1:38.09 (51)	I1-I2: 34.98 (50) I2-I3: 16.69 (27) I3-Fin: 13.29 (37)	1.60 3.56 3.78 4.37	114.67	Sp1: 116.75 (18) Avg.: 94.47						



Audi FIS SKI WORLD CUP

1st LADIES DOWNHILL

PERFORMANCE ANALYSIS 2



Number of Competitors: 59

Bib	Name	Nation	Positions			Partials			Difference		Speed		
			Pos.	Time	Rank	Pos.	Time	Rank	Time	Dist(m)	Pos.	km/h	Rank
50	ALIEVA Olesja	RUS	Int1:	32.42	(34)	I1-I2:			0.89		Sp1:		
			Int2:			I2-I3:							
			Int3:			I3-Fin:					Avg.:		
			Fin:	DNF									
51	SEKINO Fujiko	FRA	Int1:	33.20	(54)	I1-I2:	33.98	(26)	1.67		Sp1:	115.20	(31)
			Int2:	1:07.18	(45)	I2-I3:	16.96	(44)	2.63				
			Int3:	1:24.14	(45)	I3-Fin:	13.20	(30)	3.12				
			Fin:	1:37.34	(43)				3.62	95.73	Avg.:	95.20	
52	SIMARD Genevieve	CAN	Int1:	32.24	(23)	I1-I2:	35.32	(53)	0.71		Sp1:	115.50	(28)
			Int2:	1:07.56	(50)	I2-I3:	16.86	(37)	3.01				
			Int3:	1:24.42	(47)	I3-Fin:	13.57	(52)	3.40				
			Fin:	1:37.99	(50)				4.27	112.16	Avg.:	94.56	
53	VANDERBEEK Kelly	CAN	Int1:	33.02	(52)	I1-I2:	36.23	(54)	1.49		Sp1:	112.20	(49)
			Int2:	1:09.25	(54)	I2-I3:	16.95	(43)	4.70				
			Int3:	1:26.20	(53)	I3-Fin:	13.49	(49)	5.18				
			Fin:	1:39.69	(53)				5.97	154.15	Avg.:	92.95	
54	STYGER Nadia	SUI	Int1:	32.88	(48)	I1-I2:	34.30	(40)	1.35		Sp1:	114.58	(37)
			Int2:	1:07.18	(45)	I2-I3:	16.90	(41)	2.63				
			Int3:	1:24.08	(43)	I3-Fin:	13.14	(26)	3.06				
			Fin:	1:37.22	(41)				3.50	92.67	Avg.:	95.31	
55	GIVELET Anne-Laure	FRA	Int1:	32.58	(41)	I1-I2:	34.44	(41)	1.05		Sp1:	113.98	(42)
			Int2:	1:07.02	(44)	I2-I3:	16.99	(47)	2.47				
			Int3:	1:24.01	(41)	I3-Fin:	13.23	(32)	2.99				
			Fin:	1:37.24	(42)				3.52	93.18	Avg.:	95.29	
56	RISLER Christina	CAN	Int1:	33.42	(55)	I1-I2:	33.99	(27)	1.89		Sp1:	113.98	(42)
			Int2:	1:07.41	(48)	I2-I3:	16.97	(45)	2.86				
			Int3:	1:24.38	(46)	I3-Fin:	13.51	(50)	3.36				
			Fin:	1:37.89	(48)				4.17	109.65	Avg.:	94.66	
57	DABIC Lea	SLO	Int1:	33.52	(56)	I1-I2:	36.71	(55)	1.99		Sp1:	112.20	(49)
			Int2:	1:10.23	(55)	I2-I3:	17.26	(54)	5.68				
			Int3:	1:27.49	(54)	I3-Fin:	14.08	(54)	6.47				
			Fin:	1:41.57	(54)				7.85	198.94	Avg.:	91.23	
58	SPLAWINSKI Sophie	CAN	Int1:	33.00	(51)	I1-I2:	34.90	(48)	1.47		Sp1:	114.89	(33)
			Int2:	1:07.90	(52)	I2-I3:	16.80	(33)	3.35				
			Int3:	1:24.70	(51)	I3-Fin:	13.42	(44)	3.68				
			Fin:	1:38.12	(52)				4.40	115.43	Avg.:	94.44	
59	RUIZ CASTILLO Carolina	SPA	Int1:			I1-I2:					Sp1:		
			Int2:			I2-I3:							
			Int3:			I3-Fin:					Avg.:		
			Fin:	DNS									

LEGEND

Pos	Intermediate or Speed Position	Int1:	Intermediate 1	DNF	Did Not Finish	DNS	Did Not Start
Avg.	Average Speed for the race	Int2:	Intermediate 2	Sp1:	Speed Trap 1	Fin:	Finish
Dist(m)	Distance behind the first	Int3:	Intermediate 3				

06-12-2002 / Lake Louise (CAN) / 5756

Page 5/5

Data Processing by SWATCH

www.fis-ski.com

SWATCH Timing

Generation Date: FRI 6 DEC 2002

Time: 11:56 Swatch Internet Time: @830

Document: 77B 1.0



Audi FIS SKI WORLD CUP



Audi FIS SKI WORLD CUP AFTER 1st LADIES DOWNHILL DOWNHILL FIS WCSL LIST

Number of Competitors: 61

6 DEC 2002 Lake Louise (CAN)

Rank	FIS Code	Name	Nation	1	Base	- X	+ Y	= WCSL-DH
1	295588	KOSTNER Isolde	ITA	-	648	72	-	576
2	205117	GERG Hilde	GER	100	462	51	100	511
3	55198	DORFMEISTER Michaela	AUT	22	498	55	22	465
4	55069	GOETSCHL Renate	AUT	36	468	52	36	452
5	515098	REY BELLET Corinne	SUI	40	459	51	40	448
6	515409	BERTHOD Sylviane	SUI	12	382	42	12	352
7	195374	MONTILLET Carole	FRA	80	280	31	80	329
8	195503	SUCHET Melanie	FRA	-	320	36	-	284
9	55290	HEREGGER Selina	AUT	-	308	34	-	274
10	536138	CLARK Kirsten L	USA	60	175	19	60	216
11	55261	OBERMOSER Brigitte	AUT	-	242	27	-	215
12	536473	LALIVE Caroline	USA	50	172	19	50	203
13	505083	WIBERG Pernilla	SWE	-	226	25	-	201
14	425077	MARKEN Ingeborg Helen	NOR	-	219	24	-	195
15	295136	CECCARELLI Daniela	ITA	-	201	22	-	179
16	515348	BORCHI Catherine	SUI	11	159	18	11	152
17	105546	TURGEON Melanie	CAN	-	155	17	-	138
18	205392	HAEUSL Regina	GER	14	128	14	14	128
19	535503	STREET Picabo	USA	-	136	15	-	121
20	55052	SCHNEIDER Tanja	AUT	-	132	15	-	117
21	535505	GERETY Megan	USA	-	128	14	-	114
22	55075	SCHUSTER Stefanie	AUT	-	112	12	-	100
23	536477	MENDES Jonna	USA	29	79	9	29	99
24	295463	BASSIS Patrizia	ITA	9	97	11	9	95
25	565037	SUHADOLC Mojca	SLO	26	73	8	26	91
26	195671	JACQUEMOD Ingrid	FRA	20	72	8	20	84
27	205119	HALTMAYR Petra	GER	-	88	10	-	78
28	295533	RECCHIA Lucia	ITA	2	84	9	2	77
29	55588	RUMPFHUBER Ingrid	AUT	-	78	9	-	69
30	105997	BRYDON Emily	CAN	-	72	8	-	64
31	55212	MEISSNITZER Alexandra	AUT	45	13	1	45	57
32	537545	MANCUSO Julia	USA	10	48	5	10	53
33	485062	ZELENSKAJA Warwara	RUS	-	56	6	-	50
34	205378	ERTL Martina	GER	32	17	2	32	47
34	105662	LEFRANCOIS Anne Marie	CAN	-	53	6	-	47





Audi FIS SKI WORLD CUP



Audi FIS SKI WORLD CUP AFTER 1st LADIES DOWNHILL DOWNHILL FIS WCSL LIST

Number of Competitors: 61

6 DEC 2002 Lake Louise (CAN)


Rank	FIS Code	Name	Nation	1	Base	- X	+ Y	= WCSL-DH
36	205820	HUBER Isabelle	GER	18	30	3	18	45
36	295800	TAGLIABUE Elena	ITA	-	51	6	-	45
38	55622	VIERTHALER Astrid	AUT	-	49	5	-	44
39	205043	BRAUNER Sibylle	GER	-	48	5	-	43
40	295342	PUTZER Karen	ITA	16	19	2	16	33
41	385022	KOSTELIC Janica	CRO	13	15	2	13	26
41	55596	WILHELM Kathrin	AUT	26	-	-	26	26
43	535529	MONAHAN Kathleen	USA	3	23	3	3	23
44	195868	MEILLEUR Karine	FRA	15	5	1	15	19
45	565136	BRACUN Spela	SLO	-	20	2	-	18
46	536479	POWERS Alison	USA	-	17	2	-	15
47	505260	HARGIN Janette	SWE	-	16	2	-	14
48	537544	KILDOW Lindsey C.	USA	-	15	2	-	13
49	515496	IMLIG Corinne	SUI	7	4	-	7	11
50	55383	BLASER Karin	AUT	9	-	-	9	9
51	515403	MUELLER Tamara	SUI	5	3	-	5	8
52	295449	KLEON Barbara	ITA	-	7	1	-	6
52	537446	MCCARTY Bryna	USA	6	-	-	6	6
54	536884	LUDLOW Libby	USA	4	-	-	4	4
54	45071	OWENS Jenny	AUS	-	4	-	-	4
56	105859	BOUCHER Sara-Maude	CAN	-	3	-	-	3
56	515429	DUMERMUTH Monika	SUI	1	2	-	1	3
56	55538	WIRTH Katja	AUT	-	3	-	-	3
59	515478	ALPIGER Ella	SUI	-	2	-	-	2
59	515560	SCHILD Martina	SUI	-	2	-	-	2
59	55691	SPONRING Christine	AUT	-	2	-	-	2

Number of Competitors per Nation until 60th position

AUS : 1	AUT : 13	CAN : 4	CRO : 1	FRA : 4	GER : 6
ITA : 7	NOR : 1	RUS : 1	SLO : 2	SUI : 8	SWE : 2
USA : 11					



Audi FIS SKI WORLD CUP



Audi FIS SKI WORLD CUP AFTER 1st LADIES DOWNHILL DOWNHILL FIS WCSL LIST

LEGEND

Base Last season WCSL points
X (Base / number of planned races in the current season) * number of completed races in the current season
Y WC points won in the current season
WCSL-DH World Cup Start List points for Downhill

06-12-2002 / Lake Louise (CAN) / 5756

Page 3/3

www.fis-ski.com

Generation Date: FRI 6 DEC 2002

Time: 11:56 Swatch Internet Time: @830

Document: 60A 1.0

swatch[®] 



Audi FIS SKI WORLD CUP




Audi FIS SKI WORLD CUP AFTER 1st LADIES DOWNHILL OVERALL FIS WCSL LIST

Number of Competitors: 140

Rank	FIS Code	Name	Nation	WCSL	DH	SL	GS	SG	K
1	55198	DORFMEISTER Michaela	AUT	1330	465 (3)	–	464 (2)	260 (4)	141 (3)
2	385022	KOSTELIC Janica	CRO	1117	26 (41)	462 (3)	234 (12)	215 (6)	180 (2)
3	205117	GERG Hilde	GER	1055	511 (2)	–	38 (37)	456 (1)	50 (11)
4	55069	GOETSCHL Renate	AUT	1038	452 (4)	61 (31)	30 (40)	215 (6)	280 (1)
5	505483	PAERSON Anja	SWE	986	–	550 (2)	428 (3)	8 (43)	–
6	515268	NEF Sonja	SUI	932	–	340 (6)	592 (1)	–	–
7	295588	KOSTNER Isolde	ITA	716	576 (1)	–	28 (43)	112 (15)	–
8	515098	REY BELLET Corinne	SUI	706	448 (5)	–	110 (21)	148 (11)	–
9	195374	MONTILLET Carole	FRA	637	329 (7)	–	143 (16)	165 (10)	–
10	55212	MEISSNITZER Alexandra	AUT	617	57 (31)	–	275 (9)	265 (2)	20 (28)
11	295342	PUTZER Karen	ITA	606	33 (40)	–	309 (6)	264 (3)	–
12	195249	PEQUEGNOT Laure	FRA	592	–	592 (1)	–	–	–
13	535825	KOZNICK Kristina	USA	514	–	427 (4)	87 (28)	–	–
14	295136	CECCARELLI Daniela	ITA	511	179 (15)	–	9 (51)	253 (5)	70 (8)
15	505084	NOWEN Ylva	SWE	509	–	302 (7)	207 (14)	–	–
16	205378	ERTL Martina	GER	503	47 (34)	218 (12)	38 (37)	140 (12)	60 (10)
17	55261	OBERMOSER Brigitte	AUT	495	215 (11)	–	103 (23)	95 (18)	82 (5)
18	185140	POUTIAINEN Tanja	FIN	494	–	271 (9)	223 (13)	–	–
19	55290	HEREGGER Selina	AUT	452	274 (9)	–	69 (29)	25 (32)	84 (4)
20	536138	CLARK Kirsten L	USA	451	216 (10)	–	61 (31)	174 (9)	–
21	515409	BERTHOD Sylviane	SUI	436	352 (6)	–	–	84 (20)	–
22	536473	LALIVE Caroline	USA	420	203 (12)	–	–	177 (8)	40 (17)
23	195377	PASCAL Christel	FRA	418	–	375 (5)	43 (35)	–	–
24	195503	SUCHET Melanie	FRA	373	284 (8)	–	12 (49)	77 (21)	–
25	425001	FLEMMEN Andrine	NOR	368	–	–	368 (4)	–	–
26	505083	WIBERG Pernilla	SWE	360	201 (13)	–	3 (62)	111 (16)	45 (14)
27	536481	SCHLEPER Sarah	USA	354	–	243 (11)	111 (20)	–	–
28	505187	OTTOSSON Anna	SWE	339	–	81 (25)	258 (10)	–	–
29	515370	OESTER Marlies	SUI	328	–	248 (10)	30 (40)	–	50 (11)
30	105741	FORSYTH Allison	CAN	327	–	24 (40)	303 (7)	–	–
31	425389	NILSEN Stina Hofgard	NOR	314	–	–	314 (5)	–	–
32	565243	MAZE Tina	SLO	307	–	10 (46)	297 (8)	–	–
33	55075	SCHUSTER Stefanie	AUT	294	100 (22)	–	6 (56)	122 (13)	66 (9)
34	205636	BERGMANN Monika	GER	287	–	287 (8)	–	–	–
35	55052	SCHNEIDER Tanja	AUT	275	117 (20)	–	39 (36)	119 (14)	–
36	355002	HEEB-BATLINER Birgit	LIE	248	–	–	248 (11)	–	–



Audi FIS SKI WORLD CUP



Audi FIS SKI WORLD CUP AFTER 1st LADIES DOWNHILL OVERALL FIS WCSL LIST

Number of Competitors: 140

Rank	FIS Code	Name	Nation	WCSL	DH	SL	GS	SG	K
37	495065	RIENDA CONTRERAS M.	SPA	244	-	39 (36)	205 (15)	-	-
38	515348	BORCHI Catherine	SUI	235	152 (16)	-	-	4 (49)	79 (7)
39	205119	HALTMAYR Petra	GER	230	78 (27)	-	15 (47)	101 (17)	36 (20)
40	105546	TURGEON Melanie	CAN	223	138 (17)	-	-	85 (19)	-
41	55590	SCHILD Marlies	AUT	212	-	212 (13)	-	-	-
41	106056	SIMARD Genevieve	CAN	212	-	10 (46)	90 (27)	76 (22)	36 (20)
43	425077	MARKEN Ingeborg Helen	NOR	198	195 (14)	-	-	3 (52)	-
44	505260	HARGIN Janette	SWE	196	14 (47)	22 (41)	27 (44)	53 (25)	80 (6)
45	55690	HOSP Nicole	AUT	184	-	82 (24)	102 (24)	-	-
46	425051	ROGNMO-BAKKE Trine	NOR	176	-	176 (14)	-	-	-
47	55302	EGGER Sabine	AUT	175	-	175 (15)	-	-	-
47	55313	ROHREGGER Eveline	AUT	175	-	-	126 (18)	49 (27)	-
49	195215	VIDAL Vanessa	FRA	165	-	165 (16)	-	-	-
50	295435	GIUS Nicole	ITA	164	-	104 (22)	60 (32)	-	-
50	536477	MENDES Jonna	USA	164	99 (23)	-	-	65 (23)	-
52	565109	DOVZAN Alenka	SLO	150	-	48 (34)	102 (24)	-	-
53	515095	KUMMER Lilian	SUI	142	-	-	142 (17)	-	-
53	565037	SUHADOLC Mojca	SLO	142	91 (25)	-	-	51 (26)	-
55	205392	HAEUSL Regina	GER	139	128 (18)	-	-	11 (38)	-
56	295463	BASSIS Patrizia	ITA	138	95 (24)	-	-	43 (28)	-
56	565097	PRETNAR Spela	SLO	138	-	119 (20)	19 (46)	-	-
58	55388	RAICH Carina	AUT	129	-	129 (17)	-	-	-
59	535505	GERETY Megan	USA	125	114 (21)	-	-	11 (38)	-
59	537545	MANCUSO Julia	USA	125	53 (32)	6 (54)	-	22 (36)	44 (16)
61	185058	RAITA Henna	FIN	123	-	123 (18)	-	-	-
62	535503	STREET Picabo	USA	121	121 (19)	-	-	-	-
63	55539	BERGER Silvia	AUT	120	-	-	107 (22)	13 (37)	-
63	515092	GRUENENFELDER Corina	SUI	120	-	120 (19)	-	-	-
65	55691	SPONRING Christine	AUT	119	2 (59)	107 (21)	10 (50)	-	-
66	515573	AUFDENBLATTEN Fraenzi	SUI	116	-	-	116 (19)	-	-
67	195671	JACQUEMOD Ingrid	FRA	113	84 (26)	-	-	29 (30)	-
68	485062	ZELENSKAJA Warwara	RUS	110	50 (33)	-	-	60 (24)	-
69	106022	JANYK Britt	CAN	108	-	18 (43)	45 (34)	-	45 (14)
70	105997	BRYDON Emily	CAN	104	64 (30)	-	-	11 (38)	29 (22)
71	295533	RECCHIA Lucia	ITA	102	77 (28)	-	-	25 (32)	-
72	295738	BACHMANN Silke	ITA	101	-	6 (54)	95 (26)	-	-





Audi FIS SKI WORLD CUP



Audi FIS SKI WORLD CUP AFTER 1st LADIES DOWNHILL OVERALL FIS WCSL LIST

Number of Competitors: 140

Rank	FIS Code	Name	Nation	WCSL	DH	SL	GS	SG	K
73	295800	TAGLIABUE Elena	ITA	97	45 (36)	-	-	28 (31)	24 (26)
74	55588	RUMPFHUBER Ingrid	AUT	93	69 (29)	-	-	24 (34)	-
75	205820	HUBER Isabelle	GER	91	45 (36)	-	-	-	46 (13)
76	425359	BERNTSEN Hedda	NOR	90	-	90 (23)	-	-	-
77	205115	GERG Annemarie	GER	82	-	77 (27)	5 (59)	-	-
78	565004	BOKAL Natasa	SLO	80	-	80 (26)	-	-	-
78	55622	VIERTHALER Astrid	AUT	80	44 (38)	-	-	7 (45)	29 (22)
80	705287	ZUZULOVA Veronika	SVK	71	-	71 (28)	-	-	-
81	295927	PLANATSCHER Maddalena	ITA	70	-	6 (54)	64 (30)	-	-
82	505271	EKMAN Susanne	SWE	67	-	67 (29)	-	-	-
83	295559	BIAVASCHI Elisabetta	ITA	66	-	66 (30)	-	-	-
84	295445	KARBON Denise	ITA	64	-	10 (46)	54 (33)	-	-
84	537544	KILDOW Lindsey C.	USA	64	13 (48)	-	-	11 (38)	40 (17)
86	535529	MONAHAN Kathleen	USA	59	23 (43)	-	-	36 (29)	-
87	415069	RIEGLER Claudia	NZE	58	-	58 (32)	-	-	-
88	565207	DABIC Lea	SLO	56	-	56 (33)	-	-	-
89	205043	BRAUNER Sibylle	GER	51	43 (39)	-	-	8 (43)	-
90	105662	LEFRANCOIS Anne Marie	CAN	47	47 (34)	-	-	-	-
91	385027	FLEISS Nika	CRO	44	-	44 (35)	-	-	-
92	305287	HIROI Noriyo	JPN	39	-	39 (36)	-	-	-
93	45053	JONES Alice	AUS	38	-	-	-	-	38 (19)
93	45002	STEGGALL Zali	AUS	38	-	38 (38)	-	-	-
95	505632	LINDELL-VIKARBY Jessica	SWE	36	-	-	36 (39)	-	-
96	105859	BOUCHER Sara-Maude	CAN	33	3 (56)	-	-	4 (49)	26 (25)
96	45071	OWENS Jenny	AUS	33	4 (54)	-	-	-	29 (22)
98	55596	WILHELM Kathrin	AUT	31	26 (41)	-	-	5 (48)	-
99	295807	VIERIN Sonia	ITA	29	-	-	29 (42)	-	-
100	105903	PRCHAL Anna	CAN	28	-	-	6 (56)	-	22 (27)
101	495318	RUIZ CASTILLO Carolina	SPA	27	-	-	4 (61)	23 (35)	-
102	55759	KIRCHGASSER Michaela	AUT	26	-	26 (39)	-	-	-
102	195291	PELLAT-FINET Caroline	FRA	26	-	-	26 (45)	-	-
104	195868	MEILLEUR Karine	FRA	23	19 (44)	-	-	4 (49)	-
105	55136	KOELLERER Karin	AUT	21	-	21 (42)	-	-	-
106	225206	ALCOTT Chimene	GBR	18	-	-	-	-	18 (29)
106	565136	BRACUN Spela	SLO	18	18 (45)	-	-	-	-
108	206001	RIESCH Maria	GER	17	-	8 (51)	9 (51)	-	-





Audi FIS SKI WORLD CUP



Audi FIS SKI WORLD CUP AFTER 1st LADIES DOWNHILL OVERALL FIS WCSL LIST

Number of Competitors: 140

Rank	FIS Code	Name	Nation	WCSL	DH	SL	GS	SG	K
109	185118	KAEYHKOE Pia	FIN	15	–	–	–	–	15 (30)
109	536479	POWERS Alison	USA	15	15 (46)	–	–	–	–
109	355020	SCHAEDLER Tamara	LIE	15	–	–	–	–	15 (30)
112	495107	GALINDO SANTOLARIA Ana	SPA	14	–	–	14 (48)	–	–
112	515403	MUELLER Tamara	SUI	14	8 (51)	–	–	6 (46)	–
114	295265	CERESA Annalisa	ITA	13	–	13 (44)	–	–	–
115	515429	DUMERMUTH Monika	SUI	12	3 (56)	–	–	9 (42)	–
116	225018	CARRICK-ANDERSON Emma	GBR	11	–	11 (45)	–	–	–
116	515496	IMLIG Corinne	SUI	11	11 (49)	–	–	–	–
116	295449	KLEON Barbara	ITA	11	6 (52)	–	5 (59)	–	–
119	505396	HARGIN Christine	SWE	10	–	10 (46)	–	–	–
119	425458	VIKEN Line	NOR	10	–	10 (46)	–	–	–
121	55383	BLASER Karin	AUT	9	9 (50)	–	–	–	–
121	195273	SEKINO Fujiko	FRA	9	–	–	9 (51)	–	–
123	515534	DICHT Erika	SUI	8	–	–	8 (54)	–	–
123	385032	JELUSIC Ana	CRO	8	–	–	8 (54)	–	–
123	55359	TRUPPE Karin	AUT	8	–	8 (51)	–	–	–
126	205716	HUBER-BRANDT Marina	GER	7	–	7 (53)	–	–	–
127	425022	FJELDAVLIE Merete	NOR	6	–	–	–	6 (46)	–
127	155333	HRSTKOVA Lucie	CZE	6	–	–	6 (56)	–	–
127	536884	LUDLOW Libby	USA	6	4 (54)	–	–	2 (54)	–
127	537446	MCCARTY Bryna	USA	6	6 (52)	–	–	–	–
127	205736	WOLF Stefanie	GER	6	–	6 (54)	–	–	–
132	55544	KNOR Petra	AUT	5	–	5 (58)	–	–	–
133	55339	LECHNER Martina	AUT	3	–	–	–	3 (52)	–
133	296008	MERIGHETTI Daniela	ITA	3	–	3 (59)	–	–	–
133	55538	WIRTH Katja	AUT	3	3 (56)	–	–	–	–
136	485217	ALIEVA Olesja	RUS	2	–	–	2 (63)	–	–
136	515478	ALPIGER Ella	SUI	2	2 (59)	–	–	–	–
136	515560	SCHILD Martina	SUI	2	2 (59)	–	–	–	–
136	155047	ZAKOURILOVA Petra	CZE	2	–	2 (60)	–	–	–
140	296259	MOELGG Manuela	ITA	1	–	–	–	1 (55)	–

LEGEND

GS Giant Slalom points SG Super-G points DH Downhill points WCSL Overall points SL Slalom points
K Combined points





Audi FIS SKI WORLD CUP



Audi FIS SKI WORLD CUP AFTER 1st LADIES DOWNHILL DOWNHILL FIS WORLD CUP STANDINGS

Number of Competitors: 30

6 DEC 2002 Lake Louise (CAN)

Rank	FIS Code	Name	Nation	1	WC-DH	Diff.
1	205117	GERG Hilde	GER	100	100	
2	195374	MONTILLET Carole	FRA	80	80	- 20
3	536138	CLARK Kirsten L	USA	60	60	- 40
4	536473	LALIVE Caroline	USA	50	50	- 50
5	55212	MEISSNITZER Alexandra	AUT	45	45	- 55
6	515098	REY BELLET Corinne	SUI	40	40	- 60
7	55069	GOETSCHL Renate	AUT	36	36	- 64
8	205378	ERTL Martina	GER	32	32	- 68
9	536477	MENDES Jonna	USA	29	29	- 71
10	565037	SUHADOLC Mojca	SLO	26	26	- 74
10	55596	WILHELM Kathrin	AUT	26	26	- 74
12	55198	DORFMEISTER Michaela	AUT	22	22	- 78
13	195671	JACQUEMOD Ingrid	FRA	20	20	- 80
14	205820	HUBER Isabelle	GER	18	18	- 82
15	295342	PUTZER Karen	ITA	16	16	- 84
16	195868	MEILLEUR Karine	FRA	15	15	- 85
17	205392	HAEUSL Regina	GER	14	14	- 86
18	385022	KOSTELIC Janica	CRO	13	13	- 87
19	515409	BERTHOD Sylviane	SUI	12	12	- 88
20	515348	BORGHI Catherine	SUI	11	11	- 89
21	537545	MANCUSO Julia	USA	10	10	- 90
22	295463	BASSIS Patrizia	ITA	9	9	- 91
22	55383	BLASER Karin	AUT	9	9	- 91
24	515496	IMLIG Corinne	SUI	7	7	- 93
25	537446	MCCARTY Bryna	USA	6	6	- 94
26	515403	MUELLER Tamara	SUI	5	5	- 95
27	536884	LUDLOW Libby	USA	4	4	- 96
28	535529	MONAHAN Kathleen	USA	3	3	- 97
29	295533	RECCHIA Lucia	ITA	2	2	- 98
30	515429	DUMERMUTH Monika	SUI	1	1	- 99

LEGEND

WC-DH World Cup points for Downhill Diff. Points Difference

06-12-2002 / Lake Louise (CAN) / 5756

Page 1/1

www.fis-ski.com

Generation Date: FRI 6 DEC 2002


Time: 11:56 Swatch Internet Time: @831

Document: 25 1.0





Audi FIS SKI WORLD CUP




Audi FIS SKI WORLD CUP AFTER 1st LADIES DOWNHILL OVERALL FIS WORLD CUP STANDINGS

Number of Competitors: 88

Rank	FIS Code	Name	Nation	Points	DH 1 race	SL 2 races	GS 2 races	SG 1 race	K
1	385022	KOSTELIC Janica	CRO	357	13 (18)	180 (1)	84 (6)	80 (2)	-
2	205117	GERG Hilde	GER	214	100 (1)	-	14 (31)	100 (1)	-
3	505483	PAERSON Anja	SWE	202	-	118 (3)	76 (8)	8 (23)	-
4	55690	HOSP Nicole	AUT	182	-	82 (6)	100 (1)	-	-
5	515268	NEF Sonja	SUI	161	-	76 (7)	85 (5)	-	-
6	205378	ERTL Martina	GER	144	32 (8)	56 (9)	24 (24)	32 (8)	-
7	195377	PASCAL Christel	FRA	138	-	125 (2)	13 (32)	-	-
8	195374	MONTILLET Carole	FRA	134	80 (2)	-	36 (13)	18 (14)	-
9	536138	CLARK Kirsten L	USA	133	60 (3)	-	23 (25)	50 (4)	-
10	55212	MEISSNITZER Alexandra	AUT	125	45 (5)	-	80 (7)	-	-
11	55590	SCHILD Marlies	AUT	105	-	105 (4)	-	-	-
12	425001	FLEMMEN Andrine	NOR	100	-	-	100 (1)	-	-
12	355002	HEEB-BATLINER Birgit	LIE	100	-	-	100 (1)	-	-
12	565243	MAZE Tina	SLO	100	-	-	100 (1)	-	-
15	505187	OTTOSSON Anna	SWE	97	-	37 (14)	60 (9)	-	-
16	295435	GIUS Nicole	ITA	91	-	65 (8)	26 (22)	-	-
17	55198	DORFMEISTER Michaela	AUT	87	22 (12)	-	29 (18)	36 (7)	-
18	55302	EGGER Sabine	AUT	86	-	86 (5)	-	-	-
19	295342	PUTZER Karen	ITA	85	16 (15)	-	29 (18)	40 (6)	-
19	515098	REY BELLET Corinne	SUI	85	40 (6)	-	-	45 (5)	-
21	536473	LALIVE Caroline	USA	79	50 (4)	-	-	29 (9)	-
22	495065	RIENDA CONTRERAS M.	SPA	66	-	7 (30)	59 (10)	-	-
23	55539	BERGER Silvia	AUT	61	-	-	48 (12)	13 (18)	-
24	295588	KOSTNER Isolde	ITA	60	-	-	-	60 (3)	-
24	536481	SCHLEPER Sarah	USA	60	-	40 (12)	20 (26)	-	-
26	185140	POUTIAINEN Tanja	FIN	59	-	30 (17)	29 (18)	-	-
27	536477	MENDES Jonna	USA	55	29 (9)	-	-	26 (10)	-
27	515370	OESTER Marlies	SUI	55	-	39 (13)	16 (29)	-	-
29	425389	NILSEN Stina Hofgard	NOR	50	-	-	50 (11)	-	-
29	195249	PEQUEGNOT Laure	FRA	50	-	50 (10)	-	-	-
31	565037	SUHADOLC Mojca	SLO	48	26 (10)	-	-	22 (12)	-
32	55313	ROHREGGER Eveline	AUT	47	-	-	32 (15)	15 (16)	-
33	205636	BERGMANN Monika	GER	44	-	44 (11)	-	-	-
34	55069	GOETSCHL Renate	AUT	36	36 (7)	-	-	-	-
34	195671	JACQUEMOD Ingrid	FRA	36	20 (13)	-	-	16 (15)	-
34	505632	LINDELL-VIKARBY Jessica	SWE	36	-	-	36 (13)	-	-



Audi FIS SKI WORLD CUP



Audi FIS SKI WORLD CUP AFTER 1st LADIES DOWNHILL OVERALL FIS WORLD CUP STANDINGS

Number of Competitors: 88

Rank	FIS Code	Name	Nation	Points	DH 1 race	SL 2 races	GS 2 races	SG 1 race	K
37	425051	ROGNMO-BAKKE Trine	NOR	34	-	34 (15)	-	-	-
38	295136	CECCARELLI Daniela	ITA	33	-	-	9 (34)	24 (11)	-
38	106022	JANYK Britt	CAN	33	-	7 (30)	26 (22)	-	-
40	515409	BERTHOD Sylviane	SUI	32	12 (19)	-	-	20 (13)	-
40	565109	DOVZAN Alenka	SLO	32	-	-	32 (15)	-	-
40	505271	EKMAN Susanne	SWE	32	-	32 (16)	-	-	-
40	105741	FORSYTH Allison	CAN	32	-	-	32 (15)	-	-
44	55596	WILHELM Kathrin	AUT	31	26 (10)	-	-	5 (26)	-
45	537545	MANCUSO Julia	USA	30	10 (21)	6 (32)	-	14 (17)	-
46	515573	AUFDENBLATTEN Fraenzi	SUI	29	-	-	29 (18)	-	-
47	205115	GERG Annemarie	GER	27	-	27 (18)	-	-	-
47	55261	OBERMOSER Brigitte	AUT	27	-	-	20 (26)	7 (24)	-
49	385027	FLEISS Nika	CRO	26	-	26 (19)	-	-	-
50	535825	KOZNICK Kristina	USA	25	-	13 (24)	12 (33)	-	-
51	205392	HAEUSL Regina	GER	24	14 (17)	-	-	10 (21)	-
52	565207	DABIC Lea	SLO	23	-	23 (20)	-	-	-
53	565097	PRETNAR Spela	SLO	20	-	18 (22)	2 (40)	-	-
53	415069	RIEGLER Claudia	NZE	20	-	20 (21)	-	-	-
53	106056	SIMARD Genevieve	CAN	20	-	-	20 (26)	-	-
56	515092	GRUENENFELDER Corina	SUI	18	-	18 (22)	-	-	-
56	205820	HUBER Isabelle	GER	18	18 (14)	-	-	-	-
58	55052	SCHNEIDER Tanja	AUT	17	-	-	6 (37)	11 (20)	-
59	295463	BASSIS Patrizia	ITA	15	9 (22)	-	-	6 (25)	-
59	195868	MEILLEUR Karine	FRA	15	15 (16)	-	-	-	-
59	295927	PLANATSCHER Maddalena	ITA	15	-	-	15 (30)	-	-
62	295265	CERESA Annalisa	ITA	13	-	13 (24)	-	-	-
62	105546	TURGEON Melanie	CAN	13	-	-	-	13 (18)	-
64	55691	SPONRING Christine	AUT	12	-	12 (26)	-	-	-
65	515348	BORGHI Catherine	SUI	11	11 (20)	-	-	-	-
66	565004	BOKAL Natasa	SLO	10	-	10 (27)	-	-	-
66	515429	DUMERMUTH Monika	SUI	10	1 (30)	-	-	9 (22)	-
66	515403	MUELLER Tamara	SUI	10	5 (26)	-	-	5 (26)	-
69	55383	BLASER Karin	AUT	9	9 (22)	-	-	-	-
69	225018	CARRICK-ANDERSON Emma	GBR	9	-	9 (28)	-	-	-
71	515534	DICHT Erika	SUI	8	-	-	8 (35)	-	-
71	385032	JELUSIC Ana	CRO	8	-	-	8 (35)	-	-



Audi FIS SKI WORLD CUP



Audi FIS SKI WORLD CUP AFTER 1st LADIES DOWNHILL OVERALL FIS WORLD CUP STANDINGS

Number of Competitors: 88

Rank	FIS Code	Name	Nation	Points	DH 1 race	SL 2 races	GS 2 races	SG 1 race	K
71	185058	RAITA Henna	FIN	8	–	8 (29)	–	–	–
74	515496	IMLIG Corinne	SUI	7	7 (24)	–	–	–	–
75	536884	LUDLOW Libby	USA	6	4 (27)	–	–	2 (29)	–
75	537446	MCCARTY Bryna	USA	6	6 (25)	–	–	–	–
75	55388	RAICH Carina	AUT	6	–	6 (32)	–	–	–
78	195215	VIDAL Vanessa	FRA	5	–	5 (34)	–	–	–
79	425359	BERNTSEN Hedda	NOR	4	–	4 (35)	–	–	–
79	495318	RUIZ CASTILLO Carolina	SPA	4	–	–	4 (38)	–	–
81	495107	GALINDO SANTOLARIA Ana	SPA	3	–	–	3 (39)	–	–
81	55290	HEREGGER Selina	AUT	3	–	–	–	3 (28)	–
81	296008	MERIGHETTI Daniela	ITA	3	–	3 (36)	–	–	–
81	535529	MONAHAN Kathleen	USA	3	3 (28)	–	–	–	–
81	425458	VIKEN Line	NOR	3	–	3 (36)	–	–	–
86	485217	ALIEVA Olesja	RUS	2	–	–	2 (40)	–	–
86	295533	RECCHIA Lucia	ITA	2	2 (29)	–	–	–	–
88	296259	MOELGG Manuela	ITA	1	–	–	–	1 (30)	–

LEGEND

GS Giant Slalom points **SG** Super-G points **DH** Downhill points **Points** Overall points **SL** Slalom points
K Combined points

06-12-2002 / Lake Louise (CAN) / 5756

Page 3/3

www.fis-ski.com

Generation Date: FRI 6 DEC 2002

Time: 11:56 Swatch Internet Time: @831

Document: 25 1.0

swatch®



Audi FIS SKI WORLD CUP




Audi FIS SKI WORLD CUP AFTER 1st LADIES DOWNHILL WOMEN FIS NATION CUP

Number of Nations: 17

Place	Nation	Points	Diff.	DH	SL	GS	SG	K
1	AUT Austria	834		138	291	315	90	-
2	GER Germany	471	- 363	164	127	38	142	-
3	SUI Switzerland	426	- 408	76	133	138	79	-
4	USA United States of America	397	- 437	162	59	55	121	-
5	CRO Croatia	391	- 443	13	206	92	80	-
6	FRA France	378	- 456	115	180	49	34	-
7	SWE Sweden	367	- 467	-	187	172	8	-
8	ITA Italy	318	- 516	27	81	79	131	-
9	SLO Slovenia	233	- 601	26	51	134	22	-
10	NOR Norway	191	- 643	-	41	150	-	-
11	LIE Liechtenstein	100	- 734	-	-	100	-	-
12	CAN Canada	98	- 736	-	7	78	13	-
13	ESP Spain	73	- 761	-	7	66	-	-
14	FIN Finland	67	- 767	-	38	29	-	-
15	NZL New Zealand	20	- 814	-	20	-	-	-
16	GBR Great Britain	9	- 825	-	9	-	-	-
17	RUS Russian Federation	2	- 832	-	-	2	-	-



Audi FIS SKI WORLD CUP



Audi FIS SKI WORLD CUP AFTER 1st LADIES DOWNHILL FIS OVERALL NATION CUP

Number of Nations: 17

Place	Nation	Overall			DH Points			SL Points			GS Points			SG Points			K Points		
		M+W	M	W	M+W	M	W	M+W	M	W	M+W	M	W	M+W	M	W	M+W	M	W
1	AUT	2356	1522	834	593	455	138	591	300	291	784	469	315	388	298	90	-	-	-
2	SUI	974	548	426	148	72	76	162	29	133	439	301	138	225	146	79	-	-	-
3	FRA	724	346	378	138	23	115	305	125	180	205	156	49	76	42	34	-	-	-
4	USA	647	250	397	205	43	162	109	50	59	158	103	55	175	54	121	-	-	-
5	ITA	582	264	318	62	35	27	94	13	81	247	168	79	179	48	131	-	-	-
6	NOR	503	312	191	74	74	-	113	72	41	227	77	150	89	89	-	-	-	-
7	GER	471	-	471	164	-	164	127	-	127	38	-	38	142	-	142	-	-	-
8	SWE	464	97	367	2	2	-	202	15	187	252	80	172	8	-	8	-	-	-
9	CRO	414	23	391	13	-	13	224	18	206	97	5	92	80	-	80	-	-	-
10	SLO	331	98	233	26	-	26	118	67	51	162	28	134	25	3	22	-	-	-
11	LIE	167	67	100	15	15	-	-	-	-	112	12	100	40	40	-	-	-	-
12	CAN	151	53	98	-	-	-	23	16	7	115	37	78	13	-	13	-	-	-
13	FIN	84	17	67	-	-	-	49	11	38	35	6	29	-	-	-	-	-	-
14	ESP	73	-	73	-	-	-	7	-	7	66	-	66	-	-	-	-	-	-
15	NZL	20	-	20	-	-	-	20	-	20	-	-	-	-	-	-	-	-	-
16	GBR	9	-	9	-	-	-	9	-	9	-	-	-	-	-	-	-	-	-
17	RUS	2	-	2	-	-	-	-	-	-	2	-	2	-	-	-	-	-	-