



Audi FIS SKI WORLD CUP
2nd LADIES DOWNHILL
LIST OF COMPETITORS BY FIS POINTS



Number of Competitors: 56

FIS Code	Name	Nation	FIS Points
55198	DORFMEISTER Michaela	AUT	1.56
55069	GOETSCHL Renate	AUT	1.87
205117	GERG Hilde	GER	1.93
515098	REY BELLET Corinne	SUI	1.97
515409	BERTHOD Sylviane	SUI	2.77
55290	HEREGGER Selina	AUT	3.54
195374	MONTILLET Carole	FRA	3.83
55261	OBERMOSER Brigitte	AUT	4.22
295136	CECCARELLI Daniela	ITA	4.65
536138	CLARK Kirsten L	USA	4.92
536473	LALIVE Caroline	USA	4.95
515348	BORCHI Catherine	SUI	5.09
105546	TURGEON Melanie	CAN	5.13
55052	SCHNEIDER Tanja	AUT	5.37
205392	HAEUSL Regina	GER	5.41
295463	BASSIS Patrizia	ITA	5.73
205119	HALTMAYR Petra	GER	5.82
295533	RECCHIA Lucia	ITA	5.87
536477	MENDES Jonna	USA	5.92
55588	RUMPFHUBER Ingrid	AUT	5.93
565037	SUHADOLC Mojca	SLO	5.98
105997	BRYDON Emily	CAN	5.99
195671	JACQUEMOD Ingrid	FRA	5.99
206001	RIESCH Maria	GER	7.58
537545	MANCUSO Julia	USA	7.92
295800	TAGLIABUE Elena	ITA	8.39
385022	KOSTELIC Janica	CRO	11.51
55691	SPONRING Christine	AUT	11.93
515403	MUELLER Tamara	SUI	11.98
295342	PUTZER Karen	ITA	12.45
205820	HUBER Isabelle	GER	12.77
536479	POWERS Alison	USA	13.46
55383	BLASER Karin	AUT	13.49
45071	OWENS Jenny	AUS	14.44
535529	MONAHAN Kathleen	USA	14.93
565136	BRACUN Spela	SLO	15.84



Audi FIS SKI WORLD CUP
2nd LADIES DOWNHILL
LIST OF COMPETITORS BY FIS POINTS



Number of Competitors: 56

FIS Code	Name	Nation	FIS Points
55596	WILHELM Kathrin	AUT	16.01
205378	ERTL Martina	GER	16.01
515496	IMLIG Corinne	SUI	16.18
55212	MEISSNITZER Alexandra	AUT	16.65
55538	WIRTH Katja	AUT	17.10
515429	DUMERMUTH Monika	SUI	17.44
515478	ALPIGER Ella	SUI	17.89
515560	SCHILD Martina	SUI	18.91
195868	MEILLEUR Karine	FRA	21.47
485217	ALIEVA Olesja	RUS	22.24
195273	SEKINO Fujiko	FRA	27.29
106402	VANDERBEEK Kelly	CAN	33.75
515170	STYGER Nadia	SUI	39.08
195920	GIVELET Anne-Laure	FRA	39.45
537446	MCCARTY Bryna	USA	39.82
106319	RISLER Christina	CAN	40.53
565207	DABIC Lea	SLO	42.58
536884	LUDLOW Libby	USA	42.76
106593	SPLAWINSKI Sophie	CAN	43.19
495318	RUIZ CASTILLO Carolina	SPA	45.10



Audi FIS SKI WORLD CUP
2nd LADIES DOWNHILL
ALPHABETICAL LIST OF COMPETITORS



Number of Competitors: 56

Nation	FIS Code	Name	FIS Points (October 2002 List)							
			DH		SL		GS		SG	
AUS	45071	OWENS Jenny	14.44	(48)	38.11	(227)	33.24	(209)	38.14	(112)
AUT	55383	BLASER Karin	13.49	(46)	27.21	(122)	16.70	(69)	13.38	(35)
	55198	DORFMEISTER Michaela	1.56	(2)	33.28	(179)	0.94	(2)	2.41	(4)
	55069	GOETSCHL Renate	1.87	(3)	5.73	(26)	10.80	(38)	2.57	(6)
	55290	HEREGGER Selina	3.54	(8)	46.45	(331)	5.73	(27)	21.11	(50)
	55212	MEISSNITZER Alexandra	16.65	(56)	63.90	(590)	4.08	(11)	1.66	(2)
	55261	OBERMOSER Brigitte	4.22	(10)	63.16	(580)	5.54	(23)	4.90	(17)
	55588	RUMPFHUBER Ingrid	5.93	(27)	51.95	(416)	27.69	(167)	14.17	(36)
	55052	SCHNEIDER Tanja	5.37	(19)	–		7.84	(33)	4.53	(13)
	55691	SPONRING Christine	11.93	(41)	5.32	(20)	17.62	(76)	38.53	(118)
	55596	WILHELM Kathrin	16.01	(51)	52.83	(430)	18.68	(83)	10.42	(34)
	55538	WIRTH Katja	17.10	(58)	39.57	(250)	22.90	(121)	14.81	(39)
CAN	105997	BRYDON Emily	5.99	(29)	13.48	(45)	26.57	(157)	6.00	(31)
	106319	RISLER Christina	40.53	(115)	82.11	(932)	36.21	(243)	39.85	(125)
	106593	SPLAWINSKI Sophie	43.19	(127)	32.80	(176)	22.46	(117)	36.78	(108)
	105546	TURGEON Melanie	5.13	(17)	60.71	(539)	71.82	(807)	5.19	(20)
	106402	VANDERBEEK Kelly	33.75	(96)	36.29	(207)	14.89	(61)	34.45	(97)
CRO	385022	KOSTELIC Janica	11.51	(39)	3.10	(5)	4.67	(13)	4.04	(9)
FRA	195920	GIVELET Anne-Laure	39.45	(110)	59.32	(517)	44.07	(342)	35.34	(100)
	195671	JACQUEMOD Ingrid	5.99	(29)	104.80	(1357)	20.85	(99)	14.33	(37)
	195868	MEILLEUR Karine	21.47	(68)	143.50	(1938)	60.75	(593)	25.98	(64)
	195374	MONTILLET Carole	3.83	(9)	174.08	(2291)	5.23	(18)	3.83	(8)
	195273	SEKINO Fujiko	27.29	(81)	140.50	(1890)	14.82	(57)	30.82	(86)
GER	205378	ERTL Martina	16.01	(51)	4.53	(12)	13.43	(55)	4.54	(14)
	205117	GERG Hilde	1.93	(4)	36.82	(213)	16.08	(67)	0.00	(1)
	205392	HAEUSL Regina	5.41	(20)	164.38	(2192)	60.40	(588)	31.15	(88)
	205119	HALTMAYR Petra	5.82	(24)	47.62	(346)	17.30	(72)	4.66	(16)
	205820	HUBER Isabelle	12.77	(44)	51.70	(412)	46.20	(371)	27.36	(70)
	206001	RIESCH Maria	7.58	(33)	10.37	(35)	12.32	(52)	17.68	(41)
ITA	295463	BASSIS Patrizia	5.73	(23)	118.25	(1576)	52.97	(469)	5.83	(26)



Audi FIS SKI WORLD CUP
2nd LADIES DOWNHILL
ALPHABETICAL LIST OF COMPETITORS



Number of Competitors: 56

Nation	FIS Code	Name	FIS Points (October 2002 List)			
			DH	SL	GS	SG
ITA	295136	CECCARELLI Daniela	4.65 (13)	71.47 (730)	17.57 (75)	2.31 (3)
	295342	PUTZER Karen	12.45 (43)	46.19 (330)	2.97 (4)	2.41 (4)
	295533	RECCHIA Lucia	5.87 (25)	78.61 (863)	61.84 (617)	18.59 (43)
	295800	TAGLIABUE Elena	8.39 (35)	83.13 (952)	76.76 (905)	5.99 (30)
RUS	485217	ALIEVA Olesja	22.24 (70)	194.96 (2473)	18.82 (87)	33.88 (95)
SLO	565136	BRACUN Spela	15.84 (50)	153.69 (2073)	49.35 (413)	26.44 (66)
	565207	DABIC Lea	42.58 (124)	9.86 (34)	37.30 (253)	43.78 (149)
	565037	SUHADOLC Mojca	5.98 (28)	256.55 (2770)	38.49 (271)	5.97 (29)
SPA	495318	RUIZ CASTILLO Carolina	45.10 (134)	36.46 (210)	14.85 (59)	20.31 (47)
SUI	515478	ALPIGER Ella	17.89 (60)	45.55 (323)	21.72 (106)	21.79 (52)
	515409	BERTHOD Sylviane	2.77 (6)	138.19 (1856)	29.58 (181)	5.34 (21)
	515348	BORCHI Catherine	5.09 (16)	39.09 (234)	39.52 (283)	24.53 (61)
	515429	DUMERMUTH Monika	17.44 (59)	125.19 (1676)	19.58 (93)	20.38 (48)
	515496	IMLIG Corinne	16.18 (54)	157.65 (2116)	54.75 (489)	38.35 (115)
	515403	MUELLER Tamara	11.98 (42)	41.78 (274)	17.68 (77)	14.42 (38)
	515098	REY BELLET Corinne	1.97 (5)	34.29 (191)	5.20 (17)	4.62 (15)
	515560	SCHILD Martina	18.91 (62)	107.96 (1415)	23.57 (125)	17.32 (40)
	515170	STYGER Nadia	39.08 (107)	53.99 (442)	12.31 (51)	30.55 (85)
USA	536138	CLARK Kirsten L	4.92 (14)	76.58 (815)	6.00 (31)	4.25 (10)
	536473	LALIVE Caroline	4.95 (15)	23.64 (95)	15.93 (66)	3.79 (7)
	536884	LUDLOW Libby	42.76 (126)	116.17 (1540)	30.84 (190)	28.58 (74)
	537545	MANCUSO Julia	7.92 (34)	19.03 (68)	17.39 (73)	10.28 (33)
	537446	MCCARTY Bryna	39.82 (113)	72.73 (747)	43.30 (334)	29.13 (77)
	536477	MENDES Jonna	5.92 (26)	62.45 (564)	20.46 (98)	5.79 (25)
	535529	MONAHAN Kathleen	14.93 (49)	87.47 (1017)	58.73 (561)	5.84 (27)
	536479	POWERS Alison	13.46 (45)	70.60 (709)	82.80 (1024)	38.74 (120)

LEGEND

DH Downhill **SL** Slalom **GS** Giant Slalom **SG** Super-G

07-12-2002 / Lake Louise (CAN) / 5757

Page 2/2

Data Processing by SWATCH

www.fis-ski.com

SWATCH Timing

Generation Date: FRI 6 DEC 2002

Time: 17:21 Swatch Internet Time: @ 56

Document: 32A 1.0



Audi FIS SKI WORLD CUP
2nd LADIES DOWNHILL
START LIST

**Jury**

TD FIS	B. DART	USA
Referee	K. HOCH	FIS
Assistant Referee	J. TISCHHAUSER	FIS
Chief of Race	B. LYNAM	CAN

Technical Data

Course Name	Men's Olympic Downhill
Start Altitude	2360 m
Finish Altitude	1660 m
Vertical Drop	700 m
Course Length	2574 m
Homologation Number	5889/399/00

Race Information

Course Setter	J. TISCHHAUSER	FIS
Number of Gates	41	
Start Time	10:00	

Forerunners	A - M. WARING	CAN	D - D. MCLEAY	CAN
	B - G. KRAFT	CAN	E - T. WHITE	CAN
	C - C. DYCK	CAN	F - G. SINE	CAN

Number of Competitors: 56

Bib	FIS Code	Name	Year of Birth	Nation	Time	Ski
1	55596	WILHELM Kathrin	1981	AUT	_____	VK
2	205820	HUBER Isabelle	1981	GER	_____	RO
3	295800	TAGLIABUE Elena	1977	ITA	_____	RO
4	537545	MANCUSO Julia	1984	USA	_____	RO
5	105997	BRYDON Emily	1980	CAN	_____	SA
6	55588	RUMPFHUBER Ingrid	1981	AUT	_____	FI
7	295533	RECCHIA Lucia	1980	ITA	_____	VK
8	205119	HALTMAYR Petra	1975	GER	_____	VK
9	195671	JACQUEMOD Ingrid	1978	FRA	_____	SA
10	565037	SUHADOLC Mojca	1975	SLO	_____	RO
11	295463	BASSIS Patrizia	1973	ITA	_____	FI
12	536477	MENDES Jonna	1979	USA	_____	FI
13	385022	KOSTELIC Janica	1982	CRO	_____	SA
14	295342	PUTZER Karen	1978	ITA	_____	RO
15	205378	ERTL Martina	1973	GER	_____	RO
16	55212	MEISSNITZER Alexandra	1973	AUT	_____	VK
17	55052	SCHNEIDER Tanja	1974	AUT	_____	BL
18	205392	HAEUSL Regina	1973	GER	_____	SA
19	105546	TURGEON Melanie	1976	CAN	_____	SA
20	515348	BORGHI Catherine	1976	SUI	_____	FI
21	295136	CECCARELLI Daniela	1975	ITA	_____	DY
22	536473	LALIVE Caroline	1979	USA	_____	SA



Audi FIS SKI WORLD CUP

2nd LADIES DOWNHILL

START LIST



Number of Competitors: 56

Bib	FIS Code	Name	Year of Birth	Nation	Time	Ski
23	55261	OBERMOSER Brigitte	1976	AUT	_____	BL
24	536138	CLARK Kirsten L	1977	USA	_____	FI
25	55290	HEREGGER Selina	1977	AUT	_____	FI
26	195374	MONTILLET Carole	1973	FRA	_____	RO
27	515409	BERTHOD Sylviane	1977	SUI	_____	SA
28	515098	REY BELLET Corinne	1972	SUI	_____	DY
29	55069	GOETSCHL Renate	1975	AUT	_____	SA
30	55198	DORFMEISTER Michaela	1973	AUT	_____	BL
31	205117	GERG Hilde	1975	GER	_____	VK
32	206001	RIESCH Maria	1984	GER	_____	HE
33	55691	SPONRING Christine	1983	AUT	_____	AT
34	515403	MUELLER Tamara	1977	SUI	_____	RO
35	536479	POWERS Alison	1979	USA	_____	SA
36	55383	BLASER Karin	1979	AUT	_____	FI
37	45071	OWENS Jenny	1978	AUS	_____	AT
38	535529	MONAHAN Kathleen	1972	USA	_____	DY
39	565136	BRACUN Spela	1977	SLO	_____	FI
40	515496	IMLIG Corinne	1979	SUI	_____	AT
41	55538	WIRTH Katja	1980	AUT	_____	BL
42	515429	DUMERMUTH Monika	1977	SUI	_____	FI
43	515478	ALPIGER Ella	1979	SUI	_____	FI
44	515560	SCHILD Martina	1981	SUI	_____	VK
45	195868	MEILLEUR Karine	1980	FRA	_____	RO
46	485217	ALIEVA Olesja	1977	RUS	_____	FI
47	195273	SEKINO Fujiko	1975	FRA	_____	DY
48	106402	VANDERBEEK Kelly	1983	CAN	_____	VK
49	515170	STYGER Nadia	1978	SUI	_____	SA
50	195920	GIVELET Anne-Laure	1981	FRA	_____	DY
51	537446	MCCARTY Bryna	1983	USA	_____	DY
52	106319	RISLER Christina	1983	CAN	_____	DY
53	565207	DABIC Lea	1981	SLO	_____	EL
54	536884	LUDLOW Libby	1981	USA	_____	SA
55	106593	SPLAWINSKI Sophie	1985	CAN	_____	SA
56	495318	RUIZ CASTILLO Carolina	1981	SPA	_____	DY

AT : ATOMIC

EL : ELAN

NO : NORDICA

ST : STÖCKLI

BL : BLIZZARD

FI : FISCHER

RO : ROSSIGNOL

VK : VÖLKL

DY : DYNASTAR

HE : HEAD

SA : SALOMON



Audi FIS SKI WORLD CUP
2nd LADIES DOWNHILL
OFFICIAL RESULTS

**Jury**

TD FIS B. DART USA
Referee K. HOCH FIS
Assistant Referee J. TISCHHAUSER FIS
Chief of Race B. LYNAM CAN

Technical Data

Course Name Men's Olympic Downhill
Start Altitude 2360 m
Finish Altitude 1660 m
Vertical Drop 700 m
Course Length 2574 m
Homologation Number 5889/399/00

Race Information

Course Setter J. TISCHHAUSER FIS
Number of Gates 41
Start Time 10:00

Forerunners
A - M. WARING CAN D - D. MCLEAY CAN
B - G. KRAFT CAN E - T. WHITE CAN
C - C. DYCK CAN F - G. SINE CAN

Weather: Partly Cloudy **Snow:** Hard **Temperature – Start:** –10 °C **Finish:** –9 °C **F-factor:** 1350

Number of Competitors: 56

Rank	Bib	FIS Code	Name	Nation	Time	Diff.	Race Points	Ski
1	26	195374	MONTILLET Carole	FRA	1:33.89		0.00	RO
2	28	515098	REY BELLET Corinne	SUI	1:34.63	0.74	10.64	DY
3	29	55069	GOETSCHL Renate	AUT	1:35.17	1.28	18.40	SA
4	30	55198	DORFMEISTER Michaela	AUT	1:35.23	1.34	19.27	BL
5	24	536138	CLARK Kirsten L	USA	1:35.39	1.50	21.57	FI
6	27	515409	BERTHOD Sylviane	SUI	1:35.44	1.55	22.29	SA
7	W 34	515403	MUELLER Tamara	SUI	1:35.54	1.65	23.72	RO
8	9	195671	JACQUEMOD Ingrid	FRA	1:35.55	1.66	23.87	SA
9	13	385022	KOSTELIC Janica	CRO	1:35.56	1.67	24.01	SA
10	10	565037	SUHADOLC Mojca	SLO	1:35.60	1.71	24.59	RO
11	32	206001	RIESCH Maria	GER	1:35.64	1.75	25.16	HE
12	18	205392	HAEUSL Regina	GER	1:35.68	1.79	25.74	SA
12	14	295342	PUTZER Karen	ITA	1:35.68	1.79	25.74	RO
14	19	105546	TURGEON Melanie	CAN	1:35.94	2.05	29.48	SA
15	16	55212	MEISSNITZER Alexandra	AUT	1:36.04	2.15	30.91	VK
16	2	205820	HUBER Isabelle	GER	1:36.08	2.19	31.49	RO
17	15	205378	ERTL Martina	GER	1:36.12	2.23	32.06	RO

#467 _____



Audi FIS SKI WORLD CUP
2nd LADIES DOWNHILL
OFFICIAL RESULTS



Number of Competitors: 56

Rank	Bib	FIS Code	Name	Nation	Time	Diff.	Race Points	Ski
18	20	515348	BORGHI Catherine	SUI	1:36.17	2.28	32.78	FI
19	12	536477	MENDES Jonna	USA	1:36.30	2.41	34.65	FI
20	38	535529	MONAHAN Kathleen	USA	1:36.34	2.45	35.23	DY
21	4	537545	MANCUSO Julia	USA	1:36.36	2.47	35.51	RO
22	25	55290	HEREGGER Selina	AUT	1:36.44	2.55	36.67	FI
23	1	55596	WILHELM Kathrin	AUT	1:36.46	2.57	36.95	VK
24	45	195868	MEILLEUR Karine	FRA	1:36.64	2.75	39.54	RO
25	6	55588	RUMPFHUBER Ingrid	AUT	1:36.66	2.77	39.83	FI
26	54	536884	LUDLOW Libby	USA	1:36.73	2.84	40.84	SA
27	39	565136	BRACUN Spela	SLO	1:36.79	2.90	41.70	FI
28	49	515170	STYGER Nadia	SUI	1:36.80	2.91	41.84	SA
29	36	55383	BLASER Karin	AUT	1:36.81	2.92	41.99	FI
30	41	55538	WIRTH Katja	AUT	1:36.98	3.09	44.43	BL
31	21	295136	CECCARELLI Daniela	ITA	1:37.04	3.15	45.29	DY
32	23	55261	OBERMOSER Brigitte	AUT	1:37.05	3.16	45.44	BL
33	8	205119	HALTMAYR Petra	GER	1:37.10	3.21	46.16	VK
34	40	515496	IMLIG Corinne	SUI	1:37.18	3.29	47.31	AT
35	3	295800	TAGLIABUE Elena	ITA	1:37.28	3.39	48.74	RO
36	7	295533	RECCHIA Lucia	ITA	1:37.29	3.40	48.89	VK
37	33	55691	SPONRING Christine	AUT	1:37.43	3.54	50.90	AT
38	42	515429	DUMERMUTH Monika	SUI	1:37.70	3.81	54.78	FI
38	11	295463	BASSIS Patrizia	ITA	1:37.70	3.81	54.78	FI
40	43	515478	ALPIGER Ella	SUI	1:37.79	3.90	56.08	FI
41	37	45071	OWENS Jenny	AUS	1:38.00	4.11	59.10	AT
42	50	195920	GIVELET Anne-Laure	FRA	1:38.02	4.13	59.38	DY
43	5	105997	BRYDON Emily	CAN	1:38.05	4.16	59.81	SA
44	55	106593	SPLAWINSKI Sophie	CAN	1:38.29	4.40	63.27	SA
45	17	55052	SCHNEIDER Tanja	AUT	1:38.30	4.41	63.41	BL
46	44	515560	SCHILD Martina	SUI	1:38.56	4.67	67.15	VK
47	48	106402	VANDERBEEK Kelly	CAN	1:38.68	4.79	68.87	VK
48	47	195273	SEKINO Fujiko	FRA	1:39.20	5.31	76.35	DY
49	53	565207	DABIC Lea	SLO	1:40.86	6.97	100.22	EL

DID NOT START: 2 competitors

46	485217	ALIEVA Olesja	RUS	FI
56	495318	RUIZ CASTILLO Carolina	SPA	DY

DID NOT FINISH: 5 competitors

22	536473	LALIVE Caroline	USA	SA
31	205117	GERG Hilde	GER	VK
35	536479	POWERS Alison	USA	SA
51	537446	MCCARTY Bryna	USA	DY
52	106319	RISLER Christina	CAN	DY

#467 _____



Audi FIS SKI WORLD CUP
2nd LADIES DOWNHILL
OFFICIAL RESULTS



AT : ATOMIC
EL : ELAN
NO : NORDICA
ST : STÖCKLI

BL : BLIZZARD
FI : FISCHER
RO : ROSSIGNOL
VK : VÖLKL

DY : DYNASTAR
HE : HEAD
SA : SALOMON

Technical Delegate:
B. DART (USA) #467

LEGEND

W WinStar is the athlete who realise the biggest jump within the first 15 who is started with bib 31 or higher

07-12-2002 / Lake Louise (CAN) / 5757

Page 3/3

Data Processing by SWATCH

www.fis-ski.com

SWATCH Timing

Generation Date: SAT 7 DEC 2002

Time: 11:32 Swatch Internet Time: @814

Document: 73A 1.0



Audi FIS SKI WORLD CUP
2nd LADIES DOWNHILL
PENALTY CALCULATION



Best 10 at Finish

Rank	Bib	FIS Code	Name	Nation	FIS Points	Best 5	Race Points
1	26	195374	MONTILLET Carole	FRA	3.83	3.83	0.00
2	28	515098	REY BELLET Corinne	SUI	1.97	1.97	10.64
3	29	55069	GOETSCHL Renate	AUT	1.87	1.87	18.40
4	30	55198	DORFMEISTER Michaela	AUT	1.56	1.56	19.27
5	24	536138	CLARK Kirsten L	USA	4.92		
6	27	515409	BERTHOD Sylviane	SUI	2.77	2.77	22.29
7	34	515403	MUELLER Tamara	SUI	11.98		
8	9	195671	JACQUEMOD Ingrid	FRA	5.99		
9	13	385022	KOSTELIC Janica	CRO	11.51		
10	10	565037	SUHADOLC Mojca	SLO	5.98		

Best 5 FIS Points at Start

Rank	Bib	FIS Code	Name	Nation	FIS Points
4	30	55198	DORFMEISTER Michaela	AUT	1.56
3	29	55069	GOETSCHL Renate	AUT	1.87
DNF	31	205117	GERG Hilde	GER	1.93
2	28	515098	REY BELLET Corinne	SUI	1.97
6	27	515409	BERTHOD Sylviane	SUI	2.77

TOTALS:		
FIS Points of Best 5 at Start (B)	<u>10.10</u>	
FIS Points of Best at Finish in Top 10 (A)		<u>12.00</u>
Race Points of Corresponding Competitors (C)		<u>70.60</u>
Calculated Penalty (A+B-C) : 10 =>	-4.850	
Rounded	-4.85	
Correction Value (Z)	-7.40	
Penalty Applied	0.00	

Technical Delegate:
B. DART (USA) #467

LEGEND

DNF Did Not Finish



Audi FIS SKI WORLD CUP
2nd LADIES DOWNHILL
PERFORMANCE ANALYSIS 1



Number of Competitors: 49

Rank	Bib	Name	Nation	Positions			Partials			Difference		Speed		
				Pos.	Time	Rank	Pos.	Time	Rank	Time	Dist(m)	Pos.	km/h	Rank
1	26	MONTILLET Carole	FRA	Int1:	31.62	(1)	I1-I2:	32.74	(1)	0.00		Sp1:	116.12	(16)
				Int2:	1:04.36	(1)	I2-I3:	16.45	(6)	0.00				
				Int3:	1:20.81	(1)	I3-Fin:	13.08	(5)	0.00	0.00	Avg.:	98.69	
				Fin:	1:33.89	(1)								
2	28	REY BELLET Corinne	SUI	Int1:	31.96	(4)	I1-I2:	33.19	(2)	0.34		Sp1:	120.33	(1)
				Int2:	1:05.15	(2)	I2-I3:	16.34	(1)	0.79				
				Int3:	1:21.49	(2)	I3-Fin:	13.14	(11)	0.68		Avg.:	97.92	
				Fin:	1:34.63	(2)				0.74	20.13			
3	29	GOETSCHL Renate	AUT	Int1:	32.17	(12)	I1-I2:	33.34	(3)	0.55		Sp1:	118.68	(4)
				Int2:	1:05.51	(3)	I2-I3:	16.51	(9)	1.15				
				Int3:	1:22.02	(3)	I3-Fin:	13.15	(13)	1.21		Avg.:	97.37	
				Fin:	1:35.17	(3)				1.28	34.62			
4	30	DORFMEISTER Michaela	AUT	Int1:	32.14	(10)	I1-I2:	33.52	(7)	0.52		Sp1:	116.75	(12)
				Int2:	1:05.66	(5)	I2-I3:	16.61	(14)	1.30				
				Int3:	1:22.27	(5)	I3-Fin:	12.96	(3)	1.46		Avg.:	97.31	
				Fin:	1:35.23	(4)				1.34	36.22			
5	24	CLARK Kirsten L	USA	Int1:	32.15	(11)	I1-I2:	33.51	(6)	0.53		Sp1:	114.89	(28)
				Int2:	1:05.66	(5)	I2-I3:	16.64	(17)	1.30				
				Int3:	1:22.30	(6)	I3-Fin:	13.09	(6)	1.49		Avg.:	97.14	
				Fin:	1:35.39	(5)				1.50	40.48			
6	27	BERTHOD Sylviane	SUI	Int1:	32.30	(24)	I1-I2:	33.64	(9)	0.68		Sp1:	120.33	(1)
				Int2:	1:05.94	(11)	I2-I3:	16.39	(3)	1.58				
				Int3:	1:22.33	(7)	I3-Fin:	13.11	(8)	1.52		Avg.:	97.09	
				Fin:	1:35.44	(6)				1.55	41.80			
7	34	MUELLER Tamara	SUI	Int1:	32.32	(26)	I1-I2:	33.72	(11)	0.70		Sp1:	118.68	(4)
				Int2:	1:06.04	(12)	I2-I3:	16.51	(9)	1.68				
				Int3:	1:22.55	(12)	I3-Fin:	12.99	(4)	1.74		Avg.:	96.99	
				Fin:	1:35.54	(7)				1.65	44.45			
8	9	JACQUEMOD Ingrid	FRA	Int1:	31.94	(3)	I1-I2:	33.82	(12)	0.32		Sp1:	115.50	(21)
				Int2:	1:05.76	(8)	I2-I3:	16.66	(20)	1.40				
				Int3:	1:22.42	(9)	I3-Fin:	13.13	(10)	1.61		Avg.:	96.98	
				Fin:	1:35.55	(8)				1.66	44.72			
9	13	KOSTELIC Janica	CRO	Int1:	32.01	(5)	I1-I2:	34.18	(21)	0.39		Sp1:	119.00	(3)
				Int2:	1:06.19	(15)	I2-I3:	16.43	(5)	1.83				
				Int3:	1:22.62	(13)	I3-Fin:	12.94	(1)	1.81		Avg.:	96.97	
				Fin:	1:35.56	(9)				1.67	44.98			
10	10	SUHADOLC Mojca	SLO	Int1:	32.24	(19)	I1-I2:	33.39	(4)	0.62		Sp1:	117.71	(8)
				Int2:	1:05.63	(4)	I2-I3:	16.57	(13)	1.27				
				Int3:	1:22.20	(4)	I3-Fin:	13.40	(32)	1.39		Avg.:	96.93	
				Fin:	1:35.60	(10)				1.71	46.04			



Audi FIS SKI WORLD CUP

2nd LADIES DOWNHILL

PERFORMANCE ANALYSIS 1



Number of Competitors: 49

Rank	Bib	Name	Nation	Positions			Partials			Difference		Speed		
				Pos.	Time	Rank	Pos.	Time	Rank	Time	Dist(m)	Pos.	km/h	Rank
11	32	RIESCH Maria	GER	Int1: 32.34 (28)			I1-I2: 33.97 (15)			0.72			Sp1: 114.58 (32)	
				Int2: 1:06.31 (19)			I2-I3: 16.38 (2)			1.95				
				Int3: 1:22.69 (16)			I3-Fin: 12.95 (2)			1.88				
				Fin: 1:35.64 (11)						1.75	47.10		Avg.: 96.89	
12	18	HAEUSL Regina	GER	Int1: 32.13 (9)			I1-I2: 33.68 (10)			0.51			Sp1: 114.58 (32)	
				Int2: 1:05.81 (9)			I2-I3: 16.62 (16)			1.45				
				Int3: 1:22.43 (10)			I3-Fin: 13.25 (18)			1.62				
				Fin: 1:35.68 (12)						1.79	48.15		Avg.: 96.85	
12	14	PUTZER Karen	ITA	Int1: 32.20 (15)			I1-I2: 33.49 (5)			0.58			Sp1: 117.39 (9)	
				Int2: 1:05.69 (7)			I2-I3: 16.66 (20)			1.33				
				Int3: 1:22.35 (8)			I3-Fin: 13.33 (25)			1.54				
				Fin: 1:35.68 (12)						1.79	48.15		Avg.: 96.85	
14	19	TURGEON Melanie	CAN	Int1: 32.23 (18)			I1-I2: 33.93 (14)			0.61			Sp1: 115.81 (18)	
				Int2: 1:06.16 (14)			I2-I3: 16.46 (7)			1.80				
				Int3: 1:22.62 (13)			I3-Fin: 13.32 (24)			1.81				
				Fin: 1:35.94 (14)						2.05	55.00		Avg.: 96.59	
15	16	MEISSNITZER Alexandra	AUT	Int1: 32.19 (13)			I1-I2: 33.62 (8)			0.57			Sp1: 116.44 (13)	
				Int2: 1:05.81 (9)			I2-I3: 16.71 (24)			1.45				
				Int3: 1:22.52 (11)			I3-Fin: 13.52 (39)			1.71				
				Fin: 1:36.04 (15)						2.15	57.62		Avg.: 96.48	
16	2	HUBER Isabelle	GER	Int1: 32.19 (13)			I1-I2: 34.07 (20)			0.57			Sp1: 115.20 (26)	
				Int2: 1:06.26 (18)			I2-I3: 16.46 (7)			1.90				
				Int3: 1:22.72 (17)			I3-Fin: 13.36 (26)			1.91				
				Fin: 1:36.08 (16)						2.19	58.67		Avg.: 96.44	
17	15	ERTL Martina	GER	Int1: 32.25 (20)			I1-I2: 33.99 (17)			0.63			Sp1: 118.35 (6)	
				Int2: 1:06.24 (17)			I2-I3: 16.51 (9)			1.88				
				Int3: 1:22.75 (18)			I3-Fin: 13.37 (30)			1.94				
				Fin: 1:36.12 (17)						2.23	59.72		Avg.: 96.40	
18	20	BORGHI Catherine	SUI	Int1: 32.08 (7)			I1-I2: 34.25 (24)			0.46			Sp1: 118.35 (6)	
				Int2: 1:06.33 (21)			I2-I3: 16.61 (14)			1.97				
				Int3: 1:22.94 (19)			I3-Fin: 13.23 (17)			2.13				
				Fin: 1:36.17 (18)						2.28	61.02		Avg.: 96.35	
19	12	MENDES Jonna	USA	Int1: 31.89 (2)			I1-I2: 34.18 (21)			0.27			Sp1: 117.39 (9)	
				Int2: 1:06.07 (13)			I2-I3: 16.55 (12)			1.71				
				Int3: 1:22.62 (13)			I3-Fin: 13.68 (45)			1.81				
				Fin: 1:36.30 (19)						2.41	64.42		Avg.: 96.22	
20	38	MONAHAN Kathleen	USA	Int1: 32.61 (35)			I1-I2: 33.87 (13)			0.99			Sp1: 115.50 (21)	
				Int2: 1:06.48 (24)			I2-I3: 16.75 (27)			2.12				
				Int3: 1:23.23 (23)			I3-Fin: 13.11 (8)			2.42				
				Fin: 1:36.34 (20)						2.45	65.46		Avg.: 96.18	
21	4	MANCUSO Julia	USA	Int1: 32.43 (32)			I1-I2: 34.01 (18)			0.81			Sp1: 115.50 (21)	
				Int2: 1:06.44 (23)			I2-I3: 16.71 (24)			2.08				
				Int3: 1:23.15 (22)			I3-Fin: 13.21 (15)			2.34				
				Fin: 1:36.36 (21)						2.47	65.98		Avg.: 96.16	
22	25	HEREGGER Selina	AUT	Int1: 32.07 (6)			I1-I2: 34.30 (27)			0.45			Sp1: 112.20 (41)	
				Int2: 1:06.37 (22)			I2-I3: 16.88 (34)			2.01				
				Int3: 1:23.25 (24)			I3-Fin: 13.19 (14)			2.44				
				Fin: 1:36.44 (22)						2.55	68.06		Avg.: 96.08	
23	1	WILHELM Kathrin	AUT	Int1: 32.21 (16)			I1-I2: 33.98 (16)			0.59			Sp1: 114.89 (28)	
				Int2: 1:06.19 (15)			I2-I3: 16.78 (29)			1.83				
				Int3: 1:22.97 (20)			I3-Fin: 13.49 (37)			2.16				
				Fin: 1:36.46 (23)						2.57	68.58		Avg.: 96.06	



Audi FIS SKI WORLD CUP

2nd LADIES DOWNHILL

PERFORMANCE ANALYSIS 1



Number of Competitors: 49

Rank	Bib	Name	Nation	Positions			Partials			Difference		Speed		
				Pos.	Time	Rank	Pos.	Time	Rank	Time	Dist(m)	Pos.	km/h	Rank
24	45	MEILLEUR Karine	FRA	Int1: 32.26 (21)			I1-I2: 34.05 (19)			0.64			Sp1: 113.08 (39)	
				Int2: 1:06.31 (19)			I2-I3: 16.80 (30)			1.95				
				Int3: 1:23.11 (21)			I3-Fin: 13.53 (40)			2.30				
				Fin: 1:36.64 (24)						2.75	73.25		Avg.: 95.89	
25	6	RUMPFHUBER Ingrid	AUT	Int1: 32.29 (23)			I1-I2: 34.40 (30)			0.67			Sp1: 114.89 (28)	
				Int2: 1:06.69 (28)			I2-I3: 16.68 (23)			2.33				
				Int3: 1:23.37 (25)			I3-Fin: 13.29 (23)			2.56				
				Fin: 1:36.66 (25)						2.77	73.76		Avg.: 95.87	
26	54	LUDLOW Libby	USA	Int1: 32.68 (38)			I1-I2: 34.54 (35)			1.06			Sp1: 117.07 (11)	
				Int2: 1:07.22 (37)			I2-I3: 16.41 (4)			2.86				
				Int3: 1:23.63 (32)			I3-Fin: 13.10 (7)			2.82				
				Fin: 1:36.73 (26)						2.84	75.57		Avg.: 95.80	
27	39	BRACUN Spela	SLO	Int1: 32.63 (36)			I1-I2: 34.30 (27)			1.01			Sp1: 116.44 (13)	
				Int2: 1:06.93 (33)			I2-I3: 16.65 (19)			2.57				
				Int3: 1:23.58 (29)			I3-Fin: 13.21 (15)			2.77				
				Fin: 1:36.79 (27)						2.90	77.12		Avg.: 95.74	
28	49	STYGER Nadia	SUI	Int1: 32.21 (16)			I1-I2: 34.46 (31)			0.59			Sp1: 114.58 (32)	
				Int2: 1:06.67 (27)			I2-I3: 16.75 (27)			2.31				
				Int3: 1:23.42 (26)			I3-Fin: 13.38 (31)			2.61				
				Fin: 1:36.80 (28)						2.91	77.38		Avg.: 95.73	
29	36	BLASER Karin	AUT	Int1: 32.42 (31)			I1-I2: 34.24 (23)			0.80			Sp1: 115.20 (26)	
				Int2: 1:06.66 (26)			I2-I3: 16.90 (36)			2.30				
				Int3: 1:23.56 (28)			I3-Fin: 13.25 (18)			2.75				
				Fin: 1:36.81 (29)						2.92	77.64		Avg.: 95.72	
30	41	WIRTH Katja	AUT	Int1: 32.32 (26)			I1-I2: 34.47 (32)			0.70			Sp1: 110.48 (47)	
				Int2: 1:06.79 (32)			I2-I3: 16.92 (38)			2.43				
				Int3: 1:23.71 (33)			I3-Fin: 13.27 (20)			2.90				
				Fin: 1:36.98 (30)						3.09	82.01		Avg.: 95.55	
31	21	CECCARELLI Daniela	ITA	Int1: 32.31 (25)			I1-I2: 34.28 (26)			0.69			Sp1: 114.58 (32)	
				Int2: 1:06.59 (25)			I2-I3: 16.92 (38)			2.23				
				Int3: 1:23.51 (27)			I3-Fin: 13.53 (40)			2.70				
				Fin: 1:37.04 (31)						3.15	83.55		Avg.: 95.49	
32	23	OBERMOSER Brigitte	AUT	Int1: 32.45 (33)			I1-I2: 34.27 (25)			0.83			Sp1: 112.20 (41)	
				Int2: 1:06.72 (30)			I2-I3: 16.89 (35)			2.36				
				Int3: 1:23.61 (31)			I3-Fin: 13.44 (34)			2.80				
				Fin: 1:37.05 (32)						3.16	83.81		Avg.: 95.48	
33	8	HALTMAYR Petra	GER	Int1: 32.35 (29)			I1-I2: 34.34 (29)			0.73			Sp1: 111.05 (45)	
				Int2: 1:06.69 (28)			I2-I3: 17.13 (47)			2.33				
				Int3: 1:23.82 (34)			I3-Fin: 13.28 (21)			3.01				
				Fin: 1:37.10 (33)						3.21	85.09		Avg.: 95.43	
34	40	IMLIG Corinne	SUI	Int1: 32.68 (38)			I1-I2: 34.72 (41)			1.06			Sp1: 116.12 (16)	
				Int2: 1:07.40 (40)			I2-I3: 16.64 (17)			3.04				
				Int3: 1:24.04 (36)			I3-Fin: 13.14 (11)			3.23				
				Fin: 1:37.18 (34)						3.29	87.14		Avg.: 95.35	
35	3	TAGLIABUE Elena	ITA	Int1: 32.10 (8)			I1-I2: 34.63 (37)			0.48			Sp1: 111.62 (43)	
				Int2: 1:06.73 (31)			I2-I3: 16.87 (33)			2.37				
				Int3: 1:23.60 (30)			I3-Fin: 13.68 (45)			2.79				
				Fin: 1:37.28 (35)						3.39	89.70		Avg.: 95.25	
36	7	RECCHIA Lucia	ITA	Int1: 32.41 (30)			I1-I2: 34.57 (36)			0.79			Sp1: 111.34 (44)	
				Int2: 1:06.98 (34)			I2-I3: 16.95 (41)			2.62				
				Int3: 1:23.93 (35)			I3-Fin: 13.36 (26)			3.12				
				Fin: 1:37.29 (36)						3.40	89.95		Avg.: 95.25	



Audi FIS SKI WORLD CUP
2nd LADIES DOWNHILL
PERFORMANCE ANALYSIS 1



Number of Competitors: 49

Rank	Bib	Name	Nation	Positions			Partials			Difference		Speed		
				Pos.	Time	Rank	Pos.	Time	Rank	Time	Dist(m)	Pos.	km/h	Rank
37	33	SPONRING Christine	AUT	Int1:	32.26	(21)	I1-I2:	34.98	(46)	0.64		Sp1:	111.05	(45)
				Int2:	1:07.24	(38)	I2-I3:	16.83	(32)	2.88				
				Int3:	1:24.07	(38)	I3-Fin:	13.36	(26)	3.26				
				Fin:	1:37.43	(37)				3.54	93.52	Avg.:	95.11	
38	42	DUMERMUTH Monika	SUI	Int1:	32.69	(40)	I1-I2:	34.52	(34)	1.07		Sp1:	114.89	(28)
				Int2:	1:07.21	(36)	I2-I3:	16.99	(43)	2.85				
				Int3:	1:24.20	(39)	I3-Fin:	13.50	(38)	3.39				
				Fin:	1:37.70	(38)				3.81	100.38	Avg.:	94.85	
38	11	BASSIS Patrizia	ITA	Int1:	32.96	(43)	I1-I2:	34.64	(38)	1.34		Sp1:	115.81	(18)
				Int2:	1:07.60	(43)	I2-I3:	16.66	(20)	3.24				
				Int3:	1:24.26	(40)	I3-Fin:	13.44	(34)	3.45				
				Fin:	1:37.70	(38)				3.81	100.38	Avg.:	94.85	
40	43	ALPIGER Ella	SUI	Int1:	32.75	(41)	I1-I2:	34.64	(38)	1.13		Sp1:	115.50	(21)
				Int2:	1:07.39	(39)	I2-I3:	17.04	(46)	3.03				
				Int3:	1:24.43	(41)	I3-Fin:	13.36	(26)	3.62				
				Fin:	1:37.79	(40)				3.90	102.65	Avg.:	94.76	
41	37	OWENS Jenny	AUS	Int1:	32.49	(34)	I1-I2:	34.65	(40)	0.87		Sp1:	116.44	(13)
				Int2:	1:07.14	(35)	I2-I3:	16.91	(37)	2.78				
				Int3:	1:24.05	(37)	I3-Fin:	13.95	(48)	3.24				
				Fin:	1:38.00	(41)				4.11	107.95	Avg.:	94.56	
42	50	GIVELET Anne-Laure	FRA	Int1:	32.96	(43)	I1-I2:	34.78	(43)	1.34		Sp1:	110.48	(47)
				Int2:	1:07.74	(44)	I2-I3:	17.00	(44)	3.38				
				Int3:	1:24.74	(44)	I3-Fin:	13.28	(21)	3.93				
				Fin:	1:38.02	(42)				4.13	108.45	Avg.:	94.54	
43	5	BRYDON Emily	CAN	Int1:	32.76	(42)	I1-I2:	34.75	(42)	1.14		Sp1:	113.98	(37)
				Int2:	1:07.51	(42)	I2-I3:	16.94	(40)	3.15				
				Int3:	1:24.45	(42)	I3-Fin:	13.60	(43)	3.64				
				Fin:	1:38.05	(43)				4.16	109.21	Avg.:	94.51	
44	55	SPLAWINSKI Sophie	CAN	Int1:	33.37	(49)	I1-I2:	34.47	(32)	1.75		Sp1:	114.58	(32)
				Int2:	1:07.84	(45)	I2-I3:	17.02	(45)	3.48				
				Int3:	1:24.86	(45)	I3-Fin:	13.43	(33)	4.05				
				Fin:	1:38.29	(44)				4.40	115.23	Avg.:	94.28	
45	17	SCHNEIDER Tanja	AUT	Int1:	32.64	(37)	I1-I2:	34.78	(43)	1.02		Sp1:	112.79	(40)
				Int2:	1:07.42	(41)	I2-I3:	17.14	(49)	3.06				
				Int3:	1:24.56	(43)	I3-Fin:	13.74	(47)	3.75				
				Fin:	1:38.30	(45)				4.41	115.48	Avg.:	94.27	
46	44	SCHILD Martina	SUI	Int1:	33.28	(47)	I1-I2:	34.93	(45)	1.66		Sp1:	115.50	(21)
				Int2:	1:08.21	(46)	I2-I3:	16.82	(31)	3.85				
				Int3:	1:25.03	(46)	I3-Fin:	13.53	(40)	4.22				
				Fin:	1:38.56	(46)				4.67	121.96	Avg.:	94.02	
47	48	VANDERBEEK Kelly	CAN	Int1:	33.07	(46)	I1-I2:	35.43	(48)	1.45		Sp1:	115.81	(18)
				Int2:	1:08.50	(48)	I2-I3:	16.74	(26)	4.14				
				Int3:	1:25.24	(47)	I3-Fin:	13.44	(34)	4.43				
				Fin:	1:38.68	(47)				4.79	124.94	Avg.:	93.90	
48	47	SEKINO Fujiko	FRA	Int1:	33.00	(45)	I1-I2:	35.42	(47)	1.38		Sp1:	109.09	(49)
				Int2:	1:08.42	(47)	I2-I3:	17.13	(47)	4.06				
				Int3:	1:25.55	(48)	I3-Fin:	13.65	(44)	4.74				
				Fin:	1:39.20	(48)				5.31	137.78	Avg.:	93.41	



Audi FIS SKI WORLD CUP
2nd LADIES DOWNHILL
PERFORMANCE ANALYSIS 1



Number of Competitors: 49

Rank	Bib	Name	Nation	Positions			Partials			Difference		Speed		
				Pos.	Time	Rank	Pos.	Time	Rank	Time	Dist(m)	Pos.	km/h	Rank
49	53	DABIC Lea	SLO	Int1:	33.31	(48)	I1-I2:	36.43	(49)	1.69		Sp1:	113.68	(38)
				Int2:	1:09.74	(49)	I2-I3:	16.95	(41)	5.38				
				Int3:	1:26.69	(49)	I3-Fin:	14.17	(49)	5.88				
				Fin:	1:40.86	(49)				6.97	177.88	Avg.:	91.87	

LEGEND

Pos Intermediate or Speed Position **Dist(m)** Distance behind the first **Int2:** Intermediate 2 **Sp1:** Speed Trap 1
Avg. Average Speed for the race **Int1:** Intermediate 1 **Int3:** Intermediate 3 **Fin:** Finish

07-12-2002 / Lake Louise (CAN) / 5757

Page 5/5

Data Processing by SWATCH

www.fis-ski.com

SWATCH Timing

Generation Date: SAT 7 DEC 2002

Time: 11:33 Swatch Internet Time: @814

Document: 77A 1.0



Audi FIS SKI WORLD CUP
2nd LADIES DOWNHILL
PERFORMANCE ANALYSIS 2



Number of Competitors: 56

Bib	Name	Nation	Positions			Partials			Difference		Speed		
			Pos.	Time	Rank	Pos.	Time	Rank	Time	Dist(m)	Pos.	km/h	Rank
1	WILHELM Kathrin	AUT	Int1: 32.21 (19)	Int2: 1:06.19 (15)	Int3: 1:22.97 (20)	Fin: 1:36.46 (23)	I1-I2: 33.98 (16)	I2-I3: 16.78 (29)	I3-Fin: 13.49 (37)	0.59 1.83 2.16 2.57	68.58	Sp1: 114.89 (30)	Avg.: 96.06
2	HUBER Isabelle	GER	Int1: 32.19 (16)	Int2: 1:06.26 (18)	Int3: 1:22.72 (17)	Fin: 1:36.08 (16)	I1-I2: 34.07 (20)	I2-I3: 16.46 (7)	I3-Fin: 13.36 (26)	0.57 1.90 1.91 2.19	58.67	Sp1: 115.20 (28)	Avg.: 96.44
3	TAGLIABUE Elena	ITA	Int1: 32.10 (10)	Int2: 1:06.73 (32)	Int3: 1:23.60 (30)	Fin: 1:37.28 (35)	I1-I2: 34.63 (37)	I2-I3: 16.87 (33)	I3-Fin: 13.68 (45)	0.48 2.37 2.79 3.39	89.70	Sp1: 111.62 (45)	Avg.: 95.25
4	MANCUSO Julia	USA	Int1: 32.43 (35)	Int2: 1:06.44 (23)	Int3: 1:23.15 (22)	Fin: 1:36.36 (21)	I1-I2: 34.01 (18)	I2-I3: 16.71 (24)	I3-Fin: 13.21 (15)	0.81 2.08 2.34 2.47	65.98	Sp1: 115.50 (22)	Avg.: 96.16
5	BRYDON Emily	CAN	Int1: 32.76 (46)	Int2: 1:07.51 (44)	Int3: 1:24.45 (42)	Fin: 1:38.05 (43)	I1-I2: 34.75 (42)	I2-I3: 16.94 (40)	I3-Fin: 13.60 (43)	1.14 3.15 3.64 4.16	109.21	Sp1: 113.98 (39)	Avg.: 94.51
6	RUMPFHUBER Ingrid	AUT	Int1: 32.29 (26)	Int2: 1:06.69 (28)	Int3: 1:23.37 (25)	Fin: 1:36.66 (25)	I1-I2: 34.40 (30)	I2-I3: 16.68 (23)	I3-Fin: 13.29 (23)	0.67 2.33 2.56 2.77	73.76	Sp1: 114.89 (30)	Avg.: 95.87
7	RECCHIA Lucia	ITA	Int1: 32.41 (33)	Int2: 1:06.98 (35)	Int3: 1:23.93 (35)	Fin: 1:37.29 (36)	I1-I2: 34.57 (36)	I2-I3: 16.95 (41)	I3-Fin: 13.36 (26)	0.79 2.62 3.12 3.40	89.95	Sp1: 111.34 (46)	Avg.: 95.25
8	HALTMAYR Petra	GER	Int1: 32.35 (32)	Int2: 1:06.69 (28)	Int3: 1:23.82 (34)	Fin: 1:37.10 (33)	I1-I2: 34.34 (29)	I2-I3: 17.13 (47)	I3-Fin: 13.28 (21)	0.73 2.33 3.01 3.21	85.09	Sp1: 111.05 (47)	Avg.: 95.43
9	JACQUEMOD Ingrid	FRA	Int1: 31.94 (4)	Int2: 1:05.76 (8)	Int3: 1:22.42 (9)	Fin: 1:35.55 (8)	I1-I2: 33.82 (12)	I2-I3: 16.66 (20)	I3-Fin: 13.13 (10)	0.32 1.40 1.61 1.66	44.72	Sp1: 115.50 (22)	Avg.: 96.98
10	SUHADOLC Mojca	SLO	Int1: 32.24 (22)	Int2: 1:05.63 (4)	Int3: 1:22.20 (4)	Fin: 1:35.60 (10)	I1-I2: 33.39 (4)	I2-I3: 16.57 (13)	I3-Fin: 13.40 (32)	0.62 1.27 1.39 1.71	46.04	Sp1: 117.71 (8)	Avg.: 96.93



Audi FIS SKI WORLD CUP

2nd LADIES DOWNHILL

PERFORMANCE ANALYSIS 2



Number of Competitors: 56

Bib	Name	Nation	Positions			Partials			Difference		Speed		
			Pos.	Time	Rank	Pos.	Time	Rank	Time	Dist(m)	Pos.	km/h	Rank
11	BASSIS Patrizia	ITA	Int1: 32.96 (47)			I1-I2: 34.64 (38)			1.34		Sp1: 115.81 (19)		
			Int2: 1:07.60 (45)			I2-I3: 16.66 (20)			3.24				
			Int3: 1:24.26 (40)			I3-Fin: 13.44 (34)			3.45				
			Fin: 1:37.70 (38)						3.81	100.38	Avg.: 94.85		
12	MENDES Jonna	USA	Int1: 31.89 (3)			I1-I2: 34.18 (21)			0.27		Sp1: 117.39 (9)		
			Int2: 1:06.07 (13)			I2-I3: 16.55 (12)			1.71				
			Int3: 1:22.62 (13)			I3-Fin: 13.68 (45)			1.81				
			Fin: 1:36.30 (19)						2.41	64.42	Avg.: 96.22		
13	KOSTELIC Janica	CRO	Int1: 32.01 (6)			I1-I2: 34.18 (21)			0.39		Sp1: 119.00 (3)		
			Int2: 1:06.19 (15)			I2-I3: 16.43 (5)			1.83				
			Int3: 1:22.62 (13)			I3-Fin: 12.94 (1)			1.81				
			Fin: 1:35.56 (9)						1.67	44.98	Avg.: 96.97		
14	PUTZER Karen	ITA	Int1: 32.20 (18)			I1-I2: 33.49 (5)			0.58		Sp1: 117.39 (9)		
			Int2: 1:05.69 (7)			I2-I3: 16.66 (20)			1.33				
			Int3: 1:22.35 (8)			I3-Fin: 13.33 (25)			1.54				
			Fin: 1:35.68 (12)						1.79	48.15	Avg.: 96.85		
15	ERTL Martina	GER	Int1: 32.25 (23)			I1-I2: 33.99 (17)			0.63		Sp1: 118.35 (6)		
			Int2: 1:06.24 (17)			I2-I3: 16.51 (9)			1.88				
			Int3: 1:22.75 (18)			I3-Fin: 13.37 (30)			1.94				
			Fin: 1:36.12 (17)						2.23	59.72	Avg.: 96.40		
16	MEISSNITZER Alexandra	AUT	Int1: 32.19 (16)			I1-I2: 33.62 (8)			0.57		Sp1: 116.44 (13)		
			Int2: 1:05.81 (9)			I2-I3: 16.71 (24)			1.45				
			Int3: 1:22.52 (11)			I3-Fin: 13.52 (39)			1.71				
			Fin: 1:36.04 (15)						2.15	57.62	Avg.: 96.48		
17	SCHNEIDER Tanja	AUT	Int1: 32.64 (41)			I1-I2: 34.78 (44)			1.02		Sp1: 112.79 (42)		
			Int2: 1:07.42 (43)			I2-I3: 17.14 (49)			3.06				
			Int3: 1:24.56 (43)			I3-Fin: 13.74 (47)			3.75				
			Fin: 1:38.30 (45)						4.41	115.48	Avg.: 94.27		
18	HAEUSL Regina	GER	Int1: 32.13 (11)			I1-I2: 33.68 (10)			0.51		Sp1: 114.58 (34)		
			Int2: 1:05.81 (9)			I2-I3: 16.62 (16)			1.45				
			Int3: 1:22.43 (10)			I3-Fin: 13.25 (18)			1.62				
			Fin: 1:35.68 (12)						1.79	48.15	Avg.: 96.85		
19	TURGEON Melanie	CAN	Int1: 32.23 (21)			I1-I2: 33.93 (14)			0.61		Sp1: 115.81 (19)		
			Int2: 1:06.16 (14)			I2-I3: 16.46 (7)			1.80				
			Int3: 1:22.62 (13)			I3-Fin: 13.32 (24)			1.81				
			Fin: 1:35.94 (14)						2.05	55.00	Avg.: 96.59		
20	BORGHI Catherine	SUI	Int1: 32.08 (9)			I1-I2: 34.25 (24)			0.46		Sp1: 118.35 (6)		
			Int2: 1:06.33 (21)			I2-I3: 16.61 (14)			1.97				
			Int3: 1:22.94 (19)			I3-Fin: 13.23 (17)			2.13				
			Fin: 1:36.17 (18)						2.28	61.02	Avg.: 96.35		
21	CECCARELLI Daniela	ITA	Int1: 32.31 (28)			I1-I2: 34.28 (26)			0.69		Sp1: 114.58 (34)		
			Int2: 1:06.59 (25)			I2-I3: 16.92 (38)			2.23				
			Int3: 1:23.51 (27)			I3-Fin: 13.53 (40)			2.70				
			Fin: 1:37.04 (31)						3.15	83.55	Avg.: 95.49		
22	LALIVE Caroline	USA	Int1: 32.05 (7)			I1-I2:			0.43		Sp1:		
			Int2:			I2-I3:							
			Int3:			I3-Fin:							
			Fin: DNF								Avg.:		
23	OBERMOSER Brigitte	AUT	Int1: 32.45 (37)			I1-I2: 34.27 (25)			0.83		Sp1: 112.20 (43)		
			Int2: 1:06.72 (31)			I2-I3: 16.89 (35)			2.36				
			Int3: 1:23.61 (31)			I3-Fin: 13.44 (34)			2.80				
			Fin: 1:37.05 (32)						3.16	83.81	Avg.: 95.48		



Audi FIS SKI WORLD CUP

2nd LADIES DOWNHILL

PERFORMANCE ANALYSIS 2



Number of Competitors: 56

Bib	Name	Nation	Positions			Partials			Difference		Speed		
			Pos.	Time	Rank	Pos.	Time	Rank	Time	Dist(m)	Pos.	km/h	Rank
24	CLARK Kirsten L	USA	Int1: 32.15 (13) Int2: 1:05.66 (5) Int3: 1:22.30 (6) Fin: 1:35.39 (5)	I1-I2: 33.51 (6) I2-I3: 16.64 (17) I3-Fin: 13.09 (6)	0.53 1.30 1.49 1.50	40.48	Sp1: 114.89 (30) Avg.: 97.14						
25	HEREGGER Selina	AUT	Int1: 32.07 (8) Int2: 1:06.37 (22) Int3: 1:23.25 (24) Fin: 1:36.44 (22)	I1-I2: 34.30 (27) I2-I3: 16.88 (34) I3-Fin: 13.19 (14)	0.45 2.01 2.44 2.55	68.06	Sp1: 112.20 (43) Avg.: 96.08						
26	MONTILLET Carole	FRA	Int1: 31.62 (1) Int2: 1:04.36 (1) Int3: 1:20.81 (1) Fin: 1:33.89 (1)	I1-I2: 32.74 (1) I2-I3: 16.45 (6) I3-Fin: 13.08 (5)	0.00 0.00 0.00 0.00	0.00	Sp1: 116.12 (17) Avg.: 98.69						
27	BERTHOD Sylviane	SUI	Int1: 32.30 (27) Int2: 1:05.94 (11) Int3: 1:22.33 (7) Fin: 1:35.44 (6)	I1-I2: 33.64 (9) I2-I3: 16.39 (3) I3-Fin: 13.11 (8)	0.68 1.58 1.52 1.55	41.80	Sp1: 120.33 (1) Avg.: 97.09						
28	REY BELLET Corinne	SUI	Int1: 31.96 (5) Int2: 1:05.15 (2) Int3: 1:21.49 (2) Fin: 1:34.63 (2)	I1-I2: 33.19 (2) I2-I3: 16.34 (1) I3-Fin: 13.14 (11)	0.34 0.79 0.68 0.74	20.13	Sp1: 120.33 (1) Avg.: 97.92						
29	GOETSCHL Renate	AUT	Int1: 32.17 (14) Int2: 1:05.51 (3) Int3: 1:22.02 (3) Fin: 1:35.17 (3)	I1-I2: 33.34 (3) I2-I3: 16.51 (9) I3-Fin: 13.15 (13)	0.55 1.15 1.21 1.28	34.62	Sp1: 118.68 (4) Avg.: 97.37						
30	DORFMEISTER Michaela	AUT	Int1: 32.14 (12) Int2: 1:05.66 (5) Int3: 1:22.27 (5) Fin: 1:35.23 (4)	I1-I2: 33.52 (7) I2-I3: 16.61 (14) I3-Fin: 12.96 (3)	0.52 1.30 1.46 1.34	36.22	Sp1: 116.75 (12) Avg.: 97.31						
31	GERG Hilde	GER	Int1: 32.17 (14) Int2: Int3: Fin: DNF	I1-I2: I2-I3: I3-Fin:	0.55		Sp1: Avg.:						
32	RIESCH Maria	GER	Int1: 32.34 (31) Int2: 1:06.31 (19) Int3: 1:22.69 (16) Fin: 1:35.64 (11)	I1-I2: 33.97 (15) I2-I3: 16.38 (2) I3-Fin: 12.95 (2)	0.72 1.95 1.88 1.75	47.10	Sp1: 114.58 (34) Avg.: 96.89						
33	SPONRING Christine	AUT	Int1: 32.26 (24) Int2: 1:07.24 (40) Int3: 1:24.07 (38) Fin: 1:37.43 (37)	I1-I2: 34.98 (48) I2-I3: 16.83 (32) I3-Fin: 13.36 (26)	0.64 2.88 3.26 3.54	93.52	Sp1: 111.05 (47) Avg.: 95.11						
34	MUELLER Tamara	SUI	Int1: 32.32 (29) Int2: 1:06.04 (12) Int3: 1:22.55 (12) Fin: 1:35.54 (7)	I1-I2: 33.72 (11) I2-I3: 16.51 (9) I3-Fin: 12.99 (4)	0.70 1.68 1.74 1.65	44.45	Sp1: 118.68 (4) Avg.: 96.99						
35	POWERS Alison	USA	Int1: 31.79 (2) Int2: 1:06.71 (30) Int3: Fin: DNF	I1-I2: 34.92 (46) I2-I3: I3-Fin:	0.17 2.35		Sp1: 116.44 (13) Avg.:						
36	BLASER Karin	AUT	Int1: 32.42 (34) Int2: 1:06.66 (26) Int3: 1:23.56 (28) Fin: 1:36.81 (29)	I1-I2: 34.24 (23) I2-I3: 16.90 (36) I3-Fin: 13.25 (18)	0.80 2.30 2.75 2.92	77.64	Sp1: 115.20 (28) Avg.: 95.72						



Audi FIS SKI WORLD CUP

2nd LADIES DOWNHILL

PERFORMANCE ANALYSIS 2



Number of Competitors: 56

Bib	Name	Nation	Positions			Partials			Difference		Speed		
			Pos.	Time	Rank	Pos.	Time	Rank	Time	Dist(m)	Pos.	km/h	Rank
37	OWENS Jenny	AUS	Int1: 32.49 (38)			I1-I2: 34.65 (40)			0.87			Sp1: 116.44 (13)	
			Int2: 1:07.14 (36)			I2-I3: 16.91 (37)			2.78				
			Int3: 1:24.05 (37)			I3-Fin: 13.95 (48)			3.24				
			Fin: 1:38.00 (41)						4.11	107.95		Avg.: 94.56	
38	MONAHAN Kathleen	USA	Int1: 32.61 (39)			I1-I2: 33.87 (13)			0.99			Sp1: 115.50 (22)	
			Int2: 1:06.48 (24)			I2-I3: 16.75 (27)			2.12				
			Int3: 1:23.23 (23)			I3-Fin: 13.11 (8)			2.42				
			Fin: 1:36.34 (20)						2.45	65.46		Avg.: 96.18	
39	BRACUN Spela	SLO	Int1: 32.63 (40)			I1-I2: 34.30 (27)			1.01			Sp1: 116.44 (13)	
			Int2: 1:06.93 (34)			I2-I3: 16.65 (19)			2.57				
			Int3: 1:23.58 (29)			I3-Fin: 13.21 (15)			2.77				
			Fin: 1:36.79 (27)						2.90	77.12		Avg.: 95.74	
40	IMLIG Corinne	SUI	Int1: 32.68 (42)			I1-I2: 34.72 (41)			1.06			Sp1: 116.12 (17)	
			Int2: 1:07.40 (42)			I2-I3: 16.64 (17)			3.04				
			Int3: 1:24.04 (36)			I3-Fin: 13.14 (11)			3.23				
			Fin: 1:37.18 (34)						3.29	87.14		Avg.: 95.35	
41	WIRTH Katja	AUT	Int1: 32.32 (29)			I1-I2: 34.47 (32)			0.70			Sp1: 110.48 (49)	
			Int2: 1:06.79 (33)			I2-I3: 16.92 (38)			2.43				
			Int3: 1:23.71 (33)			I3-Fin: 13.27 (20)			2.90				
			Fin: 1:36.98 (30)						3.09	82.01		Avg.: 95.55	
42	DUMERMUTH Monika	SUI	Int1: 32.69 (44)			I1-I2: 34.52 (34)			1.07			Sp1: 114.89 (30)	
			Int2: 1:07.21 (37)			I2-I3: 16.99 (43)			2.85				
			Int3: 1:24.20 (39)			I3-Fin: 13.50 (38)			3.39				
			Fin: 1:37.70 (38)						3.81	100.38		Avg.: 94.85	
43	ALPIGER Ella	SUI	Int1: 32.75 (45)			I1-I2: 34.64 (38)			1.13			Sp1: 115.50 (22)	
			Int2: 1:07.39 (41)			I2-I3: 17.04 (46)			3.03				
			Int3: 1:24.43 (41)			I3-Fin: 13.36 (26)			3.62				
			Fin: 1:37.79 (40)						3.90	102.65		Avg.: 94.76	
44	SCHILD Martina	SUI	Int1: 33.28 (51)			I1-I2: 34.93 (47)			1.66			Sp1: 115.50 (22)	
			Int2: 1:08.21 (48)			I2-I3: 16.82 (31)			3.85				
			Int3: 1:25.03 (46)			I3-Fin: 13.53 (40)			4.22				
			Fin: 1:38.56 (46)						4.67	121.96		Avg.: 94.02	
45	MEILLEUR Karine	FRA	Int1: 32.26 (24)			I1-I2: 34.05 (19)			0.64			Sp1: 113.08 (41)	
			Int2: 1:06.31 (19)			I2-I3: 16.80 (30)			1.95				
			Int3: 1:23.11 (21)			I3-Fin: 13.53 (40)			2.30				
			Fin: 1:36.64 (24)						2.75	73.25		Avg.: 95.89	
46	ALIEVA Olesja	RUS	Int1:			I1-I2:						Sp1:	
			Int2:			I2-I3:							
			Int3:			I3-Fin:							
			Fin: DNS									Avg.:	
47	SEKINO Fujiko	FRA	Int1: 33.00 (49)			I1-I2: 35.42 (49)			1.38			Sp1: 109.09 (51)	
			Int2: 1:08.42 (49)			I2-I3: 17.13 (47)			4.06				
			Int3: 1:25.55 (48)			I3-Fin: 13.65 (44)			4.74				
			Fin: 1:39.20 (48)						5.31	137.78		Avg.: 93.41	
48	VANDERBEEK Kelly	CAN	Int1: 33.07 (50)			I1-I2: 35.43 (50)			1.45			Sp1: 115.81 (19)	
			Int2: 1:08.50 (50)			I2-I3: 16.74 (26)			4.14				
			Int3: 1:25.24 (47)			I3-Fin: 13.44 (34)			4.43				
			Fin: 1:38.68 (47)						4.79	124.94		Avg.: 93.90	
49	STYGER Nadia	SUI	Int1: 32.21 (19)			I1-I2: 34.46 (31)			0.59			Sp1: 114.58 (34)	
			Int2: 1:06.67 (27)			I2-I3: 16.75 (27)			2.31				
			Int3: 1:23.42 (26)			I3-Fin: 13.38 (31)			2.61				
			Fin: 1:36.80 (28)						2.91	77.38		Avg.: 95.73	



Audi FIS SKI WORLD CUP
2nd LADIES DOWNHILL
PERFORMANCE ANALYSIS 2



Number of Competitors: 56

Bib	Name	Nation	Positions			Partials			Difference		Speed		
			Pos.	Time	Rank	Pos.	Time	Rank	Time	Dist(m)	Pos.	km/h	Rank
50	GIVELET Anne-Laure	FRA	Int1:	32.96	(47)	I1-I2:	34.78	(44)	1.34		Sp1:	110.48	(49)
			Int2:	1:07.74	(46)	I2-I3:	17.00	(44)	3.38				
			Int3:	1:24.74	(44)	I3-Fin:	13.28	(21)	3.93				
			Fin:	1:38.02	(42)				4.13	108.45	Avg.:	94.54	
51	MCCARTY Bryna	USA	Int1:	32.44	(36)	I1-I2:	34.77	(43)	0.82		Sp1:	115.50	(22)
			Int2:	1:07.21	(37)	I2-I3:			2.85				
			Int3:			I3-Fin:					Avg.:		
			Fin:	DNF									
52	RISLER Christina	CAN	Int1:	33.46	(54)	I1-I2:			1.84		Sp1:		
			Int2:			I2-I3:							
			Int3:			I3-Fin:					Avg.:		
			Fin:	DNF									
53	DABIC Lea	SLO	Int1:	33.31	(52)	I1-I2:	36.43	(51)	1.69		Sp1:	113.68	(40)
			Int2:	1:09.74	(51)	I2-I3:	16.95	(41)	5.38				
			Int3:	1:26.69	(49)	I3-Fin:	14.17	(49)	5.88				
			Fin:	1:40.86	(49)				6.97	177.88	Avg.:	91.87	
54	LUDLOW Libby	USA	Int1:	32.68	(42)	I1-I2:	34.54	(35)	1.06		Sp1:	117.07	(11)
			Int2:	1:07.22	(39)	I2-I3:	16.41	(4)	2.86				
			Int3:	1:23.63	(32)	I3-Fin:	13.10	(7)	2.82				
			Fin:	1:36.73	(26)				2.84	75.57	Avg.:	95.80	
55	SPLAWINSKI Sophie	CAN	Int1:	33.37	(53)	I1-I2:	34.47	(32)	1.75		Sp1:	114.58	(34)
			Int2:	1:07.84	(47)	I2-I3:	17.02	(45)	3.48				
			Int3:	1:24.86	(45)	I3-Fin:	13.43	(33)	4.05				
			Fin:	1:38.29	(44)				4.40	115.23	Avg.:	94.28	
56	RUIZ CASTILLO Carolina	SPA	Int1:			I1-I2:					Sp1:		
			Int2:			I2-I3:							
			Int3:			I3-Fin:					Avg.:		
			Fin:	DNS									

LEGEND

Pos	Intermediate or Speed Position	Int1:	Intermediate 1	DNF	Did Not Finish	DNS	Did Not Start
Avg.	Average Speed for the race	Int2:	Intermediate 2	Sp1:	Speed Trap 1	Fin:	Finish
Dist(m)	Distance behind the first	Int3:	Intermediate 3				



Audi FIS SKI WORLD CUP



Audi FIS SKI WORLD CUP AFTER 2nd LADIES DOWNHILL DOWNHILL FIS WCSL LIST

Number of Competitors: 63				6 DEC 2002 Lake Louise (CAN)		7 DEC 2002 Lake Louise (CAN)			
Rank	FIS Code	Name	Nation	1	2	Base	- X	+ Y = WCSL-DH	
1	295588	KOSTNER Isolde	ITA	-	-	648	144	-	504
2	515098	REY BELLET Corinne	SUI	40	80	459	102	120	477
3	55069	GOETSCHL Renate	AUT	36	60	468	104	96	460
4	55198	DORFMEISTER Michaela	AUT	22	50	498	111	72	459
4	205117	GERG Hilde	GER	100	-	462	103	100	459
6	195374	MONTILLET Carole	FRA	80	100	280	62	180	398
7	515409	BERTHOD Sylviane	SUI	12	40	382	85	52	349
8	55290	HEREGGER Selina	AUT	-	9	308	68	9	249
8	195503	SUCHET Melanie	FRA	-	-	320	71	-	249
10	536138	CLARK Kirsten L	USA	60	45	175	39	105	241
11	55261	OBERMOSER Brigitte	AUT	-	-	242	54	-	188
12	536473	LALIVE Caroline	USA	50	-	172	38	50	184
13	505083	WIBERG Pernilla	SWE	-	-	226	50	-	176
14	425077	MARKEN Ingeborg Helen	NOR	-	-	219	49	-	170
15	295136	CECCARELLI Daniela	ITA	-	-	201	45	-	156
16	515348	BORGHI Catherine	SUI	11	13	159	35	24	148
17	105546	TURGEON Melanie	CAN	-	18	155	34	18	139
18	205392	HAEUSL Regina	GER	14	22	128	28	36	136
19	565037	SUHADOLC Mojca	SLO	26	26	73	16	52	109
20	195671	JACQUEMOD Ingrid	FRA	20	32	72	16	52	108
21	535503	STREET Picabo	USA	-	-	136	30	-	106
22	55052	SCHNEIDER Tanja	AUT	-	-	132	29	-	103
23	536477	MENDES Jonna	USA	29	12	79	18	41	102
24	535505	GERETY Megan	USA	-	-	128	28	-	100
25	55075	SCHUSTER Stefanie	AUT	-	-	112	25	-	87
26	295463	BASSIS Patrizia	ITA	9	-	97	22	9	84
27	55212	MEISSNITZER Alexandra	AUT	45	16	13	3	61	71
28	205119	HALTMAYR Petra	GER	-	-	88	20	-	68
29	295533	RECCHIA Lucia	ITA	2	-	84	19	2	67
29	55588	RUMPFHUBER Ingrid	AUT	-	6	78	17	6	67
31	205378	ERTL Martina	GER	32	14	17	4	46	59
32	537545	MANCUSO Julia	USA	10	10	48	11	20	57
33	105997	BRYDON Emily	CAN	-	-	72	16	-	56
33	205820	HUBER Isabelle	GER	18	15	30	7	33	56





Audi FIS SKI WORLD CUP




Audi FIS SKI WORLD CUP AFTER 2nd LADIES DOWNHILL DOWNHILL FIS WCSL LIST

Number of Competitors: 63				6 DEC 2002 Lake Louise (CAN)		7 DEC 2002 Lake Louise (CAN)			
Rank	FIS Code	Name	Nation	1	2	Base	- X	+ Y	= WCSL-DH
35	385022	KOSTELIC Janica	CRO	13	29	15	3	42	54
36	295342	PUTZER Karen	ITA	16	22	19	4	38	53
37	485062	ZELENSKAJA Warwara	RUS	-	-	56	12	-	44
38	515403	MUELLER Tamara	SUI	5	36	3	1	41	43
39	105662	LEFRANCOIS Anne Marie	CAN	-	-	53	12	-	41
40	295800	TAGLIABUE Elena	ITA	-	-	51	11	-	40
41	55622	VIERTHALER Astrid	AUT	-	-	49	11	-	38
42	205043	BRAUNER Sibylle	GER	-	-	48	11	-	37
43	55596	WILHELM Kathrin	AUT	26	8	-	-	34	34
44	535529	MONAHAN Kathleen	USA	3	11	23	5	14	32
45	195868	MEILLEUR Karine	FRA	15	7	5	1	22	26
46	206001	RIESCH Maria	GER	-	24	-	-	24	24
47	565136	BRACUN Spela	SLO	-	4	20	4	4	20
48	536479	POWERS Alison	USA	-	-	17	4	-	13
49	505260	HARGIN Janette	SWE	-	-	16	4	-	12
49	537544	KILDOW Lindsey C.	USA	-	-	15	3	-	12
51	55383	BLASER Karin	AUT	9	2	-	-	11	11
52	515496	IMLIG Corinne	SUI	7	-	4	1	7	10
53	536884	LUDLOW Libby	USA	4	5	-	-	9	9
54	537446	MCCARTY Bryna	USA	6	-	-	-	6	6
55	295449	KLEON Barbara	ITA	-	-	7	2	-	5
56	515429	DUMERMUTH Monika	SUI	1	-	2	-	1	3
56	45071	OWENS Jenny	AUS	-	-	4	1	-	3
56	515170	STYGER Nadia	SUI	-	3	-	-	3	3
56	55538	WIRTH Katja	AUT	-	1	3	1	1	3
60	515478	ALPIGER Ella	SUI	-	-	2	-	-	2
60	105859	BOUCHER Sara-Maude	CAN	-	-	3	1	-	2
60	515560	SCHILD Martina	SUI	-	-	2	-	-	2
60	55691	SPONRING Christine	AUT	-	-	2	-	-	2





Audi FIS SKI WORLD CUP



Audi FIS SKI WORLD CUP AFTER 2nd LADIES DOWNHILL DOWNHILL FIS WCSL LIST

Number of Competitors per Nation until 60th position

AUS : 1	AUT : 13	CAN : 4	CRO : 1	FRA : 4	GER : 7
ITA : 7	NOR : 1	RUS : 1	SLO : 2	SUI : 9	SWE : 2
USA : 11					

LEGEND

Base Last season WCSL points
X (Base / number of planned races in the current season) * number of completed races in the current season
Y WC points won in the current season
WCSL-DH World Cup Start List points for Downhill

07-12-2002 / Lake Louise (CAN) / 5757

Page 3/3

www.fis-ski.com

Generation Date: SAT 7 DEC 2002

Time: 11:33 Swatch Internet Time: @814

Document: 60A 1.0

swatch[®] 



Audi FIS SKI WORLD CUP



Audi FIS SKI WORLD CUP AFTER 2nd LADIES DOWNHILL OVERALL FIS WCSL LIST


Number of Competitors: 141

Rank	FIS Code	Name	Nation	WCSL	DH	SL	GS	SG	K
1	55198	DORFMEISTER Michaela	AUT	1324	459 (4)	–	464 (2)	260 (4)	141 (3)
2	385022	KOSTELIC Janica	CRO	1145	54 (35)	462 (3)	234 (12)	215 (6)	180 (2)
3	55069	GOETSCHL Renate	AUT	1046	460 (3)	61 (31)	30 (40)	215 (6)	280 (1)
4	205117	GERG Hilde	GER	1003	459 (4)	–	38 (37)	456 (1)	50 (11)
5	505483	PAERSON Anja	SWE	986	–	550 (2)	428 (3)	8 (43)	–
6	515268	NEF Sonja	SUI	932	–	340 (6)	592 (1)	–	–
7	515098	REY BELLET Corinne	SUI	735	477 (2)	–	110 (21)	148 (11)	–
8	195374	MONTILLET Carole	FRA	706	398 (6)	–	143 (16)	165 (10)	–
9	295588	KOSTNER Isolde	ITA	644	504 (1)	–	28 (43)	112 (15)	–
10	55212	MEISSNITZER Alexandra	AUT	631	71 (27)	–	275 (9)	265 (2)	20 (28)
11	295342	PUTZER Karen	ITA	626	53 (36)	–	309 (6)	264 (3)	–
12	195249	PEQUEGNOT Laure	FRA	592	–	592 (1)	–	–	–
13	205378	ERTL Martina	GER	515	59 (31)	218 (12)	38 (37)	140 (12)	60 (10)
14	535825	KOZNICK Kristina	USA	514	–	427 (4)	87 (28)	–	–
15	505084	NOWEN Ylva	SWE	509	–	302 (7)	207 (14)	–	–
16	185140	POUTIAINEN Tanja	FIN	494	–	271 (9)	223 (13)	–	–
17	295136	CECCARELLI Daniela	ITA	488	156 (15)	–	9 (51)	253 (5)	70 (8)
18	536138	CLARK Kirsten L	USA	476	241 (10)	–	61 (31)	174 (9)	–
19	55261	OBERMOSER Brigitte	AUT	468	188 (11)	–	103 (23)	95 (18)	82 (5)
20	515409	BERTHOD Sylviane	SUI	433	349 (7)	–	–	84 (20)	–
21	55290	HEREGGER Selina	AUT	427	249 (8)	–	69 (29)	25 (32)	84 (4)
22	195377	PASCAL Christel	FRA	418	–	375 (5)	43 (35)	–	–
23	536473	LALIVE Caroline	USA	401	184 (12)	–	–	177 (8)	40 (17)
24	425001	FLEMMEN Andrine	NOR	368	–	–	368 (4)	–	–
25	536481	SCHLEPER Sarah	USA	354	–	243 (11)	111 (20)	–	–
26	505187	OTTOSSON Anna	SWE	339	–	81 (25)	258 (10)	–	–
27	195503	SUCHET Melanie	FRA	338	249 (8)	–	12 (49)	77 (21)	–
28	505083	WIBERG Pernilla	SWE	335	176 (13)	–	3 (62)	111 (16)	45 (14)
29	515370	OESTER Marlies	SUI	328	–	248 (10)	30 (40)	–	50 (11)
30	105741	FORSYTH Allison	CAN	327	–	24 (40)	303 (7)	–	–
31	425389	NILSEN Stina Hofgard	NOR	314	–	–	314 (5)	–	–
32	565243	MAZE Tina	SLO	307	–	10 (46)	297 (8)	–	–
33	205636	BERGMANN Monika	GER	287	–	287 (8)	–	–	–
34	55075	SCHUSTER Stefanie	AUT	281	87 (25)	–	6 (56)	122 (13)	66 (9)
35	55052	SCHNEIDER Tanja	AUT	261	103 (22)	–	39 (36)	119 (14)	–
36	355002	HEEB-BATLINER Birgit	LIE	248	–	–	248 (11)	–	–





Audi FIS SKI WORLD CUP



Audi FIS SKI WORLD CUP AFTER 2nd LADIES DOWNHILL OVERALL FIS WCSL LIST

Number of Competitors: 141

Rank	FIS Code	Name	Nation	WCSL	DH	SL	GS	SG	K
37	495065	RIENDA CONTRERAS M.	SPA	244	–	39 (36)	205 (15)	–	–
38	515348	BORCHI Catherine	SUI	231	148 (16)	–	–	4 (49)	79 (7)
39	105546	TURGEON Melanie	CAN	224	139 (17)	–	–	85 (19)	–
40	205119	HALTMAYR Petra	GER	220	68 (28)	–	15 (47)	101 (17)	36 (20)
41	55590	SCHILD Marlies	AUT	212	–	212 (13)	–	–	–
41	106056	SIMARD Genevieve	CAN	212	–	10 (46)	90 (27)	76 (22)	36 (20)
43	505260	HARGIN Janette	SWE	194	12 (49)	22 (41)	27 (44)	53 (25)	80 (6)
44	55690	HOSP Nicole	AUT	184	–	82 (24)	102 (24)	–	–
45	425051	ROGNMO–BAKKE Trine	NOR	176	–	176 (14)	–	–	–
46	55302	EGGER Sabine	AUT	175	–	175 (15)	–	–	–
46	55313	ROHREGGER Eveline	AUT	175	–	–	126 (18)	49 (27)	–
48	425077	MARKEN Ingeborg Helen	NOR	173	170 (14)	–	–	3 (52)	–
49	536477	MENDES Jonna	USA	167	102 (23)	–	–	65 (23)	–
50	195215	VIDAL Vanessa	FRA	165	–	165 (16)	–	–	–
51	295435	GIUS Nicole	ITA	164	–	104 (22)	60 (32)	–	–
52	565037	SUHADOLC Mojca	SLO	160	109 (19)	–	–	51 (26)	–
53	565109	DOVZAN Alenka	SLO	150	–	48 (34)	102 (24)	–	–
54	205392	HAEUSL Regina	GER	147	136 (18)	–	–	11 (38)	–
55	515095	KUMMER Lilian	SUI	142	–	–	142 (17)	–	–
56	565097	PRETNAR Spela	SLO	138	–	119 (20)	19 (46)	–	–
57	195671	JACQUEMOD Ingrid	FRA	137	108 (20)	–	–	29 (30)	–
58	537545	MANCUSO Julia	USA	129	57 (32)	6 (54)	–	22 (36)	44 (16)
58	55388	RAICH Carina	AUT	129	–	129 (17)	–	–	–
60	295463	BASSIS Patrizia	ITA	127	84 (26)	–	–	43 (28)	–
61	185058	RAITA Henna	FIN	123	–	123 (18)	–	–	–
62	55539	BERGER Silvia	AUT	120	–	–	107 (22)	13 (37)	–
62	515092	GRUENENFELDER Corina	SUI	120	–	120 (19)	–	–	–
64	55691	SPONRING Christine	AUT	119	2 (60)	107 (21)	10 (50)	–	–
65	515573	AUFDENBLATTEN Fraenzi	SUI	116	–	–	116 (19)	–	–
66	535505	GERETY Megan	USA	111	100 (24)	–	–	11 (38)	–
67	106022	JANYK Britt	CAN	108	–	18 (43)	45 (34)	–	45 (14)
68	535503	STREET Picabo	USA	106	106 (21)	–	–	–	–
69	485062	ZELENSKAJA Warwara	RUS	104	44 (37)	–	–	60 (24)	–
70	205820	HUBER Isabelle	GER	102	56 (33)	–	–	–	46 (13)
71	295738	BACHMANN Silke	ITA	101	–	6 (54)	95 (26)	–	–
72	105997	BRYDON Emily	CAN	96	56 (33)	–	–	11 (38)	29 (22)





Audi FIS SKI WORLD CUP



Audi FIS SKI WORLD CUP AFTER 2nd LADIES DOWNHILL OVERALL FIS WCSL LIST

Number of Competitors: 141

Rank	FIS Code	Name	Nation	WCSL	DH	SL	GS	SG	K
73	295533	RECCHIA Lucia	ITA	92	67 (29)	–	–	25 (32)	–
73	295800	TAGLIABUE Elena	ITA	92	40 (40)	–	–	28 (31)	24 (26)
75	55588	RUMPFHUBER Ingrid	AUT	91	67 (29)	–	–	24 (34)	–
76	425359	BERNTSEN Hedda	NOR	90	–	90 (23)	–	–	–
77	205115	GERG Annemarie	GER	82	–	77 (27)	5 (59)	–	–
78	565004	BOKAL Natasa	SLO	80	–	80 (26)	–	–	–
79	55622	VIERTHALER Astrid	AUT	74	38 (41)	–	–	7 (45)	29 (22)
80	705287	ZUZULOVA Veronika	SVK	71	–	71 (28)	–	–	–
81	295927	PLANATSCHER Maddalena	ITA	70	–	6 (54)	64 (30)	–	–
82	535529	MONAHAN Kathleen	USA	68	32 (44)	–	–	36 (29)	–
83	505271	EKMAN Susanne	SWE	67	–	67 (29)	–	–	–
84	295559	BIAVASCHI Elisabetta	ITA	66	–	66 (30)	–	–	–
85	295445	KARBON Denise	ITA	64	–	10 (46)	54 (33)	–	–
86	537544	KILDOW Lindsey C.	USA	63	12 (49)	–	–	11 (38)	40 (17)
87	415069	RIEGLER Claudia	NZE	58	–	58 (32)	–	–	–
88	565207	DABIC Lea	SLO	56	–	56 (33)	–	–	–
89	515403	MUELLER Tamara	SUI	49	43 (38)	–	–	6 (46)	–
90	205043	BRAUNER Sibylle	GER	45	37 (42)	–	–	8 (43)	–
91	385027	FLEISS Nika	CRO	44	–	44 (35)	–	–	–
92	105662	LEFRANCOIS Anne Marie	CAN	41	41 (39)	–	–	–	–
92	206001	RIESCH Maria	GER	41	24 (46)	8 (51)	9 (51)	–	–
94	305287	HIROI Noriyo	JPN	39	–	39 (36)	–	–	–
94	55596	WILHELM Kathrin	AUT	39	34 (43)	–	–	5 (48)	–
96	45053	JONES Alice	AUS	38	–	–	–	–	38 (19)
96	45002	STEGGALL Zali	AUS	38	–	38 (38)	–	–	–
98	505632	LINDELL-VIKARBY Jessica	SWE	36	–	–	36 (39)	–	–
99	105859	BOUCHER Sara-Maude	CAN	32	2 (60)	–	–	4 (49)	26 (25)
99	45071	OWENS Jenny	AUS	32	3 (56)	–	–	–	29 (22)
101	195868	MEILLEUR Karine	FRA	30	26 (45)	–	–	4 (49)	–
102	295807	VIERIN Sonia	ITA	29	–	–	29 (42)	–	–
103	105903	PRCHAL Anna	CAN	28	–	–	6 (56)	–	22 (27)
104	495318	RUIZ CASTILLO Carolina	SPA	27	–	–	4 (61)	23 (35)	–
105	55759	KIRCHGASSER Michaela	AUT	26	–	26 (39)	–	–	–
105	195291	PELLAT-FINET Caroline	FRA	26	–	–	26 (45)	–	–
107	55136	KOELLERER Karin	AUT	21	–	21 (42)	–	–	–
108	565136	BRACUN Spela	SLO	20	20 (47)	–	–	–	–



Audi FIS SKI WORLD CUP



Audi FIS SKI WORLD CUP AFTER 2nd LADIES DOWNHILL OVERALL FIS WCSL LIST

Number of Competitors: 141

Rank	FIS Code	Name	Nation	WCSL	DH	SL	GS	SG	K
109	225206	ALCOTT Chimene	GBR	18	–	–	–	–	18 (29)
110	185118	KAEYHKOE Pia	FIN	15	–	–	–	–	15 (30)
110	355020	SCHAEDLER Tamara	LIE	15	–	–	–	–	15 (30)
112	495107	GALINDO SANTOLARIA Ana	SPA	14	–	–	14 (48)	–	–
113	295265	CERESA Annalisa	ITA	13	–	13 (44)	–	–	–
113	536479	POWERS Alison	USA	13	13 (48)	–	–	–	–
115	515429	DUMERMUTH Monika	SUI	12	3 (56)	–	–	9 (42)	–
116	55383	BLASER Karin	AUT	11	11 (51)	–	–	–	–
116	225018	CARRICK-ANDERSON Emma	GBR	11	–	11 (45)	–	–	–
116	536884	LUDLOW Libby	USA	11	9 (53)	–	–	2 (54)	–
119	505396	HARGIN Christine	SWE	10	–	10 (46)	–	–	–
119	515496	IMLIG Corinne	SUI	10	10 (52)	–	–	–	–
119	295449	KLEON Barbara	ITA	10	5 (55)	–	5 (59)	–	–
119	425458	VIKEN Line	NOR	10	–	10 (46)	–	–	–
123	195273	SEKINO Fujiko	FRA	9	–	–	9 (51)	–	–
124	515534	DICHT Erika	SUI	8	–	–	8 (54)	–	–
124	385032	JELUSIC Ana	CRO	8	–	–	8 (54)	–	–
124	55359	TRUPPE Karin	AUT	8	–	8 (51)	–	–	–
127	205716	HUBER-BRANDT Marina	GER	7	–	7 (53)	–	–	–
128	425022	FJELDAVLIE Merete	NOR	6	–	–	–	6 (46)	–
128	155333	HRSTKOVA Lucie	CZE	6	–	–	6 (56)	–	–
128	537446	MCCARTY Bryna	USA	6	6 (54)	–	–	–	–
128	205736	WOLF Stefanie	GER	6	–	6 (54)	–	–	–
132	55544	KNOR Petra	AUT	5	–	5 (58)	–	–	–
133	55339	LECHNER Martina	AUT	3	–	–	–	3 (52)	–
133	296008	MERIGHETTI Daniela	ITA	3	–	3 (59)	–	–	–
133	515170	STYGER Nadia	SUI	3	3 (56)	–	–	–	–
133	55538	WIRTH Katja	AUT	3	3 (56)	–	–	–	–
137	485217	ALIEVA Olesja	RUS	2	–	–	2 (63)	–	–
137	515478	ALPIGER Ella	SUI	2	2 (60)	–	–	–	–
137	515560	SCHILD Martina	SUI	2	2 (60)	–	–	–	–
137	155047	ZAKOURILOVA Petra	CZE	2	–	2 (60)	–	–	–
141	296259	MOELGG Manuela	ITA	1	–	–	–	1 (55)	–

LEGEND

GS Giant Slalom points **SG** Super-G points **DH** Downhill points **WCSL** Overall points **SL** Slalom points
K Combined points

07-12-2002 / Lake Louise (CAN) / 5757

Page 4/4

www.fis-ski.com

Generation Date: SAT 7 DEC 2002

Time: 11:33 Swatch Internet Time: @814

Document: 60B 1.0

swatch® 



Audi FIS SKI WORLD CUP



Audi FIS SKI WORLD CUP AFTER 2nd LADIES DOWNHILL DOWNHILL FIS WORLD CUP STANDINGS

				6 DEC 2002 Lake Louise (CAN)		7 DEC 2002 Lake Louise (CAN)	
Number of Competitors: 37				1	2	WC-DH Diff.	
Rank	FIS Code	Name	Nation	1	2	WC-DH Diff.	
1	195374	MONTILLET Carole	FRA	80	100	180	
2	515098	REY BELLET Corinne	SUI	40	80	120 - 60	
3	536138	CLARK Kirsten L	USA	60	45	105 - 75	
4	205117	GERG Hilde	GER	100	-	100 - 80	
5	55069	GOETSCHL Renate	AUT	36	60	96 - 84	
6	55198	DORFMEISTER Michaela	AUT	22	50	72 - 108	
7	55212	MEISSNITZER Alexandra	AUT	45	16	61 - 119	
8	515409	BERTHOD Sylviane	SUI	12	40	52 - 128	
8	195671	JACQUEMOD Ingrid	FRA	20	32	52 - 128	
8	565037	SUHADOLC Mojca	SLO	26	26	52 - 128	
11	536473	LALIVE Caroline	USA	50	-	50 - 130	
12	205378	ERTL Martina	GER	32	14	46 - 134	
13	385022	KOSTELIC Janica	CRO	13	29	42 - 138	
14	536477	MENDES Jonna	USA	29	12	41 - 139	
14	515403	MUELLER Tamara	SUI	5	36	41 - 139	
16	295342	PUTZER Karen	ITA	16	22	38 - 142	
17	205392	HAEUSL Regina	GER	14	22	36 - 144	
18	55596	WILHELM Kathrin	AUT	26	8	34 - 146	
19	205820	HUBER Isabelle	GER	18	15	33 - 147	
20	515348	BORGHI Catherine	SUI	11	13	24 - 156	
20	206001	RIESCH Maria	GER	-	24	24 - 156	
22	195868	MEILLEUR Karine	FRA	15	7	22 - 158	
23	537545	MANCUSO Julia	USA	10	10	20 - 160	
24	105546	TURGEON Melanie	CAN	-	18	18 - 162	
25	535529	MONAHAN Kathleen	USA	3	11	14 - 166	
26	55383	BLASER Karin	AUT	9	2	11 - 169	
27	295463	BASSIS Patrizia	ITA	9	-	9 - 171	
27	55290	HEREGGER Selina	AUT	-	9	9 - 171	
27	536884	LUDLOW Libby	USA	4	5	9 - 171	
30	515496	IMLIG Corinne	SUI	7	-	7 - 173	
31	537446	MCCARTY Bryna	USA	6	-	6 - 174	
31	55588	RUMPFHUBER Ingrid	AUT	-	6	6 - 174	
33	565136	BRACUN Spela	SLO	-	4	4 - 176	
34	515170	STYGER Nadia	SUI	-	3	3 - 177	



Audi FIS SKI WORLD CUP



Audi FIS SKI WORLD CUP AFTER 2nd LADIES DOWNHILL DOWNHILL FIS WORLD CUP STANDINGS

Rank	FIS Code	Name	Nation	6 DEC 2002 Lake Louise (CAN)		WC-DH Diff.
				1	2	
Number of Competitors: 37						
						7 DEC 2002 Lake Louise (CAN)
35	295533	RECCHIA Lucia	ITA	2	-	2 - 178
36	515429	DUMERMUTH Monika	SUI	1	-	1 - 179
36	55538	WIRTH Katja	AUT	-	1	1 - 179

LEGEND
WC-DH World Cup points for Downhill **Diff.** Points Difference
 07-12-2002 / Lake Louise (CAN) / 5757





Audi FIS SKI WORLD CUP



Audi FIS SKI WORLD CUP AFTER 2nd LADIES DOWNHILL OVERALL FIS WORLD CUP STANDINGS

Number of Competitors: 93

Rank	FIS Code	Name	Nation	Points	DH 2 races	SL 2 races	GS 2 races	SG 1 race	K
1	385022	KOSTELIC Janica	CRO	386	42 (13)	180 (1)	84 (6)	80 (2)	-
2	195374	MONTILLET Carole	FRA	234	180 (1)	-	36 (13)	18 (14)	-
3	205117	GERG Hilde	GER	214	100 (4)	-	14 (31)	100 (1)	-
4	505483	PAERSON Anja	SWE	202	-	118 (3)	76 (8)	8 (23)	-
5	55690	HOSP Nicole	AUT	182	-	82 (6)	100 (1)	-	-
6	536138	CLARK Kirsten L	USA	178	105 (3)	-	23 (25)	50 (4)	-
7	515098	REY BELLET Corinne	SUI	165	120 (2)	-	-	45 (5)	-
8	515268	NEF Sonja	SUI	161	-	76 (7)	85 (5)	-	-
9	205378	ERTL Martina	GER	158	46 (12)	56 (9)	24 (24)	32 (8)	-
10	55212	MEISSNITZER Alexandra	AUT	141	61 (7)	-	80 (7)	-	-
11	195377	PASCAL Christel	FRA	138	-	125 (2)	13 (32)	-	-
12	55198	DORFMEISTER Michaela	AUT	137	72 (6)	-	29 (18)	36 (7)	-
13	295342	PUTZER Karen	ITA	107	38 (16)	-	29 (18)	40 (6)	-
14	55590	SCHILD Marlies	AUT	105	-	105 (4)	-	-	-
15	425001	FLEMMEN Andrine	NOR	100	-	-	100 (1)	-	-
15	355002	HEEB-BATLINER Birgit	LIE	100	-	-	100 (1)	-	-
15	565243	MAZE Tina	SLO	100	-	-	100 (1)	-	-
18	505187	OTTOSSON Anna	SWE	97	-	37 (14)	60 (9)	-	-
19	55069	GOETSCHL Renate	AUT	96	96 (5)	-	-	-	-
20	295435	GIUS Nicole	ITA	91	-	65 (8)	26 (22)	-	-
21	55302	EGGER Sabine	AUT	86	-	86 (5)	-	-	-
22	536473	LALIVE Caroline	USA	79	50 (11)	-	-	29 (9)	-
23	565037	SUHADOLC Mojca	SLO	74	52 (8)	-	-	22 (12)	-
24	515409	BERTHOD Sylviane	SUI	72	52 (8)	-	-	20 (13)	-
25	195671	JACQUEMOD Ingrid	FRA	68	52 (8)	-	-	16 (15)	-
26	536477	MENDES Jonna	USA	67	41 (14)	-	-	26 (10)	-
27	495065	RIENDA CONTRERAS M.	SPA	66	-	7 (30)	59 (10)	-	-
28	55539	BERGER Silvia	AUT	61	-	-	48 (12)	13 (18)	-
29	295588	KOSTNER Isolde	ITA	60	-	-	-	60 (3)	-
29	536481	SCHLEPER Sarah	USA	60	-	40 (12)	20 (26)	-	-
31	185140	POUTIAINEN Tanja	FIN	59	-	30 (17)	29 (18)	-	-
32	515370	OESTER Marlies	SUI	55	-	39 (13)	16 (29)	-	-
33	425389	NILSEN Stina Hofgard	NOR	50	-	-	50 (11)	-	-
33	195249	PEQUEGNOT Laure	FRA	50	-	50 (10)	-	-	-
35	55313	ROHREGGER Eveline	AUT	47	-	-	32 (15)	15 (16)	-
36	205392	HAEUSL Regina	GER	46	36 (17)	-	-	10 (21)	-





Audi FIS SKI WORLD CUP



Audi FIS SKI WORLD CUP AFTER 2nd LADIES DOWNHILL OVERALL FIS WORLD CUP STANDINGS


Number of Competitors: 93

Rank	FIS Code	Name	Nation	Points	DH 2 races	SL 2 races	GS 2 races	SG 1 race	K
36	515403	MUELLER Tamara	SUI	46	41 (14)	-	-	5 (26)	-
38	205636	BERGMANN Monika	GER	44	-	44 (11)	-	-	-
39	537545	MANCUSO Julia	USA	40	20 (23)	6 (32)	-	14 (17)	-
40	55596	WILHELM Kathrin	AUT	39	34 (18)	-	-	5 (26)	-
41	505632	LINDELL-VIKARBY Jessica	SWE	36	-	-	36 (13)	-	-
42	425051	ROGNMO-BAKKE Trine	NOR	34	-	34 (15)	-	-	-
43	295136	CECCARELLI Daniela	ITA	33	-	-	9 (34)	24 (11)	-
43	205820	HUBER Isabelle	GER	33	33 (19)	-	-	-	-
43	106022	JANYK Britt	CAN	33	-	7 (30)	26 (22)	-	-
46	565109	DOVZAN Alenka	SLO	32	-	-	32 (15)	-	-
46	505271	EKMAN Susanne	SWE	32	-	32 (16)	-	-	-
46	105741	FORSYTH Allison	CAN	32	-	-	32 (15)	-	-
49	105546	TURGEON Melanie	CAN	31	18 (24)	-	-	13 (18)	-
50	515573	AUFDENBLATTEN Fraenzi	SUI	29	-	-	29 (18)	-	-
51	205115	GERG Annemarie	GER	27	-	27 (18)	-	-	-
51	55261	OBERMOSER Brigitte	AUT	27	-	-	20 (26)	7 (24)	-
53	385027	FLEISS Nika	CRO	26	-	26 (19)	-	-	-
54	535825	KOZNICK Kristina	USA	25	-	13 (24)	12 (33)	-	-
55	515348	BORGHI Catherine	SUI	24	24 (20)	-	-	-	-
55	206001	RIESCH Maria	GER	24	24 (20)	-	-	-	-
57	565207	DABIC Lea	SLO	23	-	23 (20)	-	-	-
58	195868	MEILLEUR Karine	FRA	22	22 (22)	-	-	-	-
59	565097	PRETNAR Spela	SLO	20	-	18 (22)	2 (40)	-	-
59	415069	RIEGLER Claudia	NZE	20	-	20 (21)	-	-	-
59	106056	SIMARD Genevieve	CAN	20	-	-	20 (26)	-	-
62	515092	GRUENENFELDER Corina	SUI	18	-	18 (22)	-	-	-
63	55052	SCHNEIDER Tanja	AUT	17	-	-	6 (37)	11 (20)	-
64	295463	BASSIS Patrizia	ITA	15	9 (27)	-	-	6 (25)	-
64	295927	PLANATSCHER Maddalena	ITA	15	-	-	15 (30)	-	-
66	535529	MONAHAN Kathleen	USA	14	14 (25)	-	-	-	-
67	295265	CERESA Annalisa	ITA	13	-	13 (24)	-	-	-
68	55290	HEREGGER Selina	AUT	12	9 (27)	-	-	3 (28)	-
68	55691	SPONRING Christine	AUT	12	-	12 (26)	-	-	-
70	55383	BLASER Karin	AUT	11	11 (26)	-	-	-	-
70	536884	LUDLOW Libby	USA	11	9 (27)	-	-	2 (29)	-
72	565004	BOKAL Natasa	SLO	10	-	10 (27)	-	-	-





Audi FIS SKI WORLD CUP



Audi FIS SKI WORLD CUP AFTER 2nd LADIES DOWNHILL OVERALL FIS WORLD CUP STANDINGS

Number of Competitors: 93

Rank	FIS Code	Name	Nation	Points	DH 2 races	SL 2 races	GS 2 races	SG 1 race	K
72	515429	DUMERMUTH Monika	SUI	10	1 (36)	–	–	9 (22)	–
74	225018	CARRICK-ANDERSON Emma	GBR	9	–	9 (28)	–	–	–
75	515534	DICHT Erika	SUI	8	–	–	8 (35)	–	–
75	385032	JELUSIC Ana	CRO	8	–	–	8 (35)	–	–
75	185058	RAITA Henna	FIN	8	–	8 (29)	–	–	–
78	515496	IMLIG Corinne	SUI	7	7 (30)	–	–	–	–
79	537446	MCCARTY Bryna	USA	6	6 (31)	–	–	–	–
79	55388	RAICH Carina	AUT	6	–	6 (32)	–	–	–
79	55588	RUMPFHUBER Ingrid	AUT	6	6 (31)	–	–	–	–
82	195215	VIDAL Vanessa	FRA	5	–	5 (34)	–	–	–
83	425359	BERNTSEN Hedda	NOR	4	–	4 (35)	–	–	–
83	565136	BRACUN Spela	SLO	4	4 (33)	–	–	–	–
83	495318	RUIZ CASTILLO Carolina	SPA	4	–	–	4 (38)	–	–
86	495107	GALINDO SANTOLARIA Ana	SPA	3	–	–	3 (39)	–	–
86	296008	MERIGHETTI Daniela	ITA	3	–	3 (36)	–	–	–
86	515170	STYGER Nadia	SUI	3	3 (34)	–	–	–	–
86	425458	VIKEN Line	NOR	3	–	3 (36)	–	–	–
90	485217	ALIEVA Olesja	RUS	2	–	–	2 (40)	–	–
90	295533	RECCHIA Lucia	ITA	2	2 (35)	–	–	–	–
92	296259	MOELGG Manuela	ITA	1	–	–	–	1 (30)	–
92	55538	WIRTH Katja	AUT	1	1 (36)	–	–	–	–

LEGEND

GS Giant Slalom points **SG** Super-G points **DH** Downhill points **Points** Overall points **SL** Slalom points
K Combined points

07-12-2002 / Lake Louise (CAN) / 5757

Page 3/3

www.fis-ski.com

Generation Date: SAT 7 DEC 2002


Time: 11:33 Swatch Internet Time: @814

Document: 25 1.0

swatch®



Audi FIS SKI WORLD CUP




Audi FIS SKI WORLD CUP AFTER 2nd LADIES DOWNHILL WOMEN FIS NATION CUP

Number of Nations: 17

Place	Nation	Points	Diff.	DH	SL	GS	SG	K
1	AUT Austria	986		290	291	315	90	-
2	SUI Switzerland	598	- 388	248	133	138	79	-
3	GER Germany	546	- 440	239	127	38	142	-
4	FRA France	517	- 469	254	180	49	34	-
5	USA United States of America	480	- 506	245	59	55	121	-
6	CRO Croatia	420	- 566	42	206	92	80	-
7	SWE Sweden	367	- 619	-	187	172	8	-
8	ITA Italy	340	- 646	49	81	79	131	-
9	SLO Slovenia	263	- 723	56	51	134	22	-
10	NOR Norway	191	- 795	-	41	150	-	-
11	CAN Canada	116	- 870	18	7	78	13	-
12	LIE Liechtenstein	100	- 886	-	-	100	-	-
13	ESP Spain	73	- 913	-	7	66	-	-
14	FIN Finland	67	- 919	-	38	29	-	-
15	NZL New Zealand	20	- 966	-	20	-	-	-
16	GBR Great Britain	9	- 977	-	9	-	-	-
17	RUS Russian Federation	2	- 984	-	-	2	-	-



Audi FIS SKI WORLD CUP



Audi FIS SKI WORLD CUP AFTER 2nd LADIES DOWNHILL FIS OVERALL NATION CUP

Number of Nations: 17

Place	Nation	Overall			DH Points			SL Points			GS Points			SG Points			K Points		
		M+W	M	W	M+W	M	W	M+W	M	W	M+W	M	W	M+W	M	W	M+W	M	W
1	AUT	2508	1522	986	745	455	290	591	300	291	784	469	315	388	298	90	-	-	-
2	SUI	1146	548	598	320	72	248	162	29	133	439	301	138	225	146	79	-	-	-
3	FRA	863	346	517	277	23	254	305	125	180	205	156	49	76	42	34	-	-	-
4	USA	730	250	480	288	43	245	109	50	59	158	103	55	175	54	121	-	-	-
5	ITA	604	264	340	84	35	49	94	13	81	247	168	79	179	48	131	-	-	-
6	GER	546	-	546	239	-	239	127	-	127	38	-	38	142	-	142	-	-	-
7	NOR	503	312	191	74	74	-	113	72	41	227	77	150	89	89	-	-	-	-
8	SWE	464	97	367	2	2	-	202	15	187	252	80	172	8	-	8	-	-	-
9	CRO	443	23	420	42	-	42	224	18	206	97	5	92	80	-	80	-	-	-
10	SLO	361	98	263	56	-	56	118	67	51	162	28	134	25	3	22	-	-	-
11	CAN	169	53	116	18	-	18	23	16	7	115	37	78	13	-	13	-	-	-
12	LIE	167	67	100	15	15	-	-	-	-	112	12	100	40	40	-	-	-	-
13	FIN	84	17	67	-	-	-	49	11	38	35	6	29	-	-	-	-	-	-
14	ESP	73	-	73	-	-	-	7	-	7	66	-	66	-	-	-	-	-	-
15	NZL	20	-	20	-	-	-	20	-	20	-	-	-	-	-	-	-	-	-
16	GBR	9	-	9	-	-	-	9	-	9	-	-	-	-	-	-	-	-	-
17	RUS	2	-	2	-	-	-	-	-	-	2	-	2	-	-	-	-	-	-