



**Audi FIS SKI WORLD CUP**  
2nd LADIES SUPER-G  
**LIST OF COMPETITORS BY FIS POINTS**



Number of Competitors: 55

FIS Code	Name	Nation	FIS Points
55212	MEISSNITZER Alexandra	AUT	1.66
295136	CECCARELLI Daniela	ITA	2.31
55198	DORFMEISTER Michaela	AUT	2.41
295342	PUTZER Karen	ITA	2.41
55069	GOETSCHL Renate	AUT	2.57
536473	LALIVE Caroline	USA	3.79
195374	MONTILLET Carole	FRA	3.83
385022	KOSTELIC Janica	CRO	4.04
536138	CLARK Kirsten L	USA	4.25
55052	SCHNEIDER Tanja	AUT	4.53
205378	ERTL Martina	GER	4.54
515098	REY BELLET Corinne	SUI	4.62
205119	HALTMAYR Petra	GER	4.66
55261	OBERMOSER Brigitte	AUT	4.90
106056	SIMARD Genevieve	CAN	5.11
105546	TURGEON Melanie	CAN	5.19
515409	BERTHOD Sylviane	SUI	5.34
536477	MENDES Jonna	USA	5.79
295463	BASSIS Patrizia	ITA	5.83
535529	MONAHAN Kathleen	USA	5.84
55313	ROHREGGER Eveline	AUT	5.89
565037	SUHADOLC Mojca	SLO	5.97
295800	TAGLIABUE Elena	ITA	5.99
105997	BRYDON Emily	CAN	6.00
537545	MANCUSO Julia	USA	10.28
55596	WILHELM Kathrin	AUT	10.42
55588	RUMPFHUBER Ingrid	AUT	14.17
195671	JACQUEMOD Ingrid	FRA	14.33
515403	MUELLER Tamara	SUI	14.42
55538	WIRTH Katja	AUT	14.81
515560	SCHILD Martina	SUI	17.32
206001	RIESCH Maria	GER	17.68
295533	RECCHIA Lucia	ITA	18.59
55339	LECHNER Martina	AUT	19.87
495318	RUIZ CASTILLO Carolina	SPA	20.31
515429	DUMERMUTH Monika	SUI	20.38



# Audi FIS SKI WORLD CUP

2nd LADIES SUPER-G

## LIST OF COMPETITORS BY FIS POINTS



Number of Competitors: 55

FIS Code	Name	Nation	FIS Points
55290	HEREGGER Selina	AUT	21.11
515348	BORGHI Catherine	SUI	24.53
195868	MEILLEUR Karine	FRA	25.98
565136	BRACUN Spela	SLO	26.44
205820	HUBER Isabelle	GER	27.36
536884	LUDLOW Libby	USA	28.58
537446	MCCARTY Bryna	USA	29.13
515170	STYGER Nadia	SUI	30.55
195273	SEKINO Fujiko	FRA	30.82
205392	HAEUSL Regina	GER	31.15
485217	ALIEVA Olesja	RUS	33.88
106402	VANDERBEEK Kelly	CAN	34.45
195920	GIVELET Anne-Laure	FRA	35.34
106593	SPLAWINSKI Sophie	CAN	36.78
45071	OWENS Jenny	AUS	38.14
536479	POWERS Alison	USA	38.74
106319	RISLER Christina	CAN	39.85
485314	POPKOVA Anastasij	RUS	40.45
505483	PAERSON Anja	SWE	60.33



**Audi FIS SKI WORLD CUP**  
2nd LADIES SUPER-G  
**ALPHABETICAL LIST OF COMPETITORS**



Number of Competitors: 55

Nation	FIS Code	Name	FIS Points (October 2002 List)			
			DH	SL	GS	SG
<b>AUS</b>	45071	<b>OWENS Jenny</b>	14.44 (48)	38.11 (227)	33.24 (209)	38.14 (112)
<b>AUT</b>	55198	<b>DORFMEISTER Michaela</b>	1.56 (2)	33.28 (179)	0.94 (2)	2.41 (4)
	55069	<b>GOETSCHL Renate</b>	1.87 (3)	5.73 (26)	10.80 (38)	2.57 (6)
	55290	<b>HEREGGER Selina</b>	3.54 (8)	46.45 (331)	5.73 (27)	21.11 (50)
	55339	<b>LECHNER Martina</b>	34.01 (97)	50.01 (381)	11.28 (41)	19.87 (45)
	55212	<b>MEISSNITZER Alexandra</b>	16.65 (56)	63.90 (590)	4.08 (11)	1.66 (2)
	55261	<b>OBERMOSER Brigitte</b>	4.22 (10)	63.16 (580)	5.54 (23)	4.90 (17)
	55313	<b>ROHREGGER Eveline</b>	40.30 (114)	32.00 (169)	5.40 (20)	5.89 (28)
	55588	<b>RUMPFHUBER Ingrid</b>	5.93 (27)	51.95 (416)	27.69 (167)	14.17 (36)
	55052	<b>SCHNEIDER Tanja</b>	5.37 (19)	–	7.84 (33)	4.53 (13)
	55596	<b>WILHELM Kathrin</b>	16.01 (51)	52.83 (430)	18.68 (83)	10.42 (34)
	55538	<b>WIRTH Katja</b>	17.10 (58)	39.57 (250)	22.90 (121)	14.81 (39)
<b>CAN</b>	105997	<b>BRYDON Emily</b>	5.99 (29)	13.48 (45)	26.57 (157)	6.00 (31)
	106319	<b>RISLER Christina</b>	40.53 (115)	82.11 (932)	36.21 (243)	39.85 (125)
	106056	<b>SIMARD Genevieve</b>	32.32 (95)	12.39 (42)	5.71 (25)	5.11 (19)
	106593	<b>SPLAWINSKI Sophie</b>	43.19 (127)	32.80 (176)	22.46 (117)	36.78 (108)
	105546	<b>TURGEON Melanie</b>	5.13 (17)	60.71 (539)	71.82 (807)	5.19 (20)
	106402	<b>VANDERBEEK Kelly</b>	33.75 (96)	36.29 (207)	14.89 (61)	34.45 (97)
<b>CRO</b>	385022	<b>KOSTELIC Janica</b>	11.51 (39)	3.10 (5)	4.67 (13)	4.04 (9)
<b>FRA</b>	195920	<b>GIVELET Anne-Laure</b>	39.45 (110)	59.32 (517)	44.07 (342)	35.34 (100)
	195671	<b>JACQUEMOD Ingrid</b>	5.99 (29)	104.80 (1357)	20.85 (99)	14.33 (37)
	195868	<b>MEILLEUR Karine</b>	21.47 (68)	143.50 (1938)	60.75 (593)	25.98 (64)
	195374	<b>MONTILLET Carole</b>	3.83 (9)	174.08 (2291)	5.23 (18)	3.83 (8)
	195273	<b>SEKINO Fujiko</b>	27.29 (81)	140.50 (1890)	14.82 (57)	30.82 (86)
<b>GER</b>	205378	<b>ERTL Martina</b>	16.01 (51)	4.53 (12)	13.43 (55)	4.54 (14)
	205392	<b>HAEUSL Regina</b>	5.41 (20)	164.38 (2192)	60.40 (588)	31.15 (88)
	205119	<b>HALTMAYR Petra</b>	5.82 (24)	47.62 (346)	17.30 (72)	4.66 (16)
	205820	<b>HUBER Isabelle</b>	12.77 (44)	51.70 (412)	46.20 (371)	27.36 (70)
	206001	<b>RIESCH Maria</b>	7.58 (33)	10.37 (35)	12.32 (52)	17.68 (41)
<b>ITA</b>	295463	<b>BASSIS Patrizia</b>	5.73 (23)	118.25 (1576)	52.97 (469)	5.83 (26)



**Audi FIS SKI WORLD CUP**  
2nd LADIES SUPER-G  
**ALPHABETICAL LIST OF COMPETITORS**



Number of Competitors: 55

Nation	FIS Code	Name	FIS Points (October 2002 List)			
			DH	SL	GS	SG
<b>ITA</b>	295136	<b>CECCARELLI Daniela</b>	4.65 (13)	71.47 (730)	17.57 (75)	2.31 (3)
	295342	<b>PUTZER Karen</b>	12.45 (43)	46.19 (330)	2.97 (4)	2.41 (4)
	295533	<b>RECCHIA Lucia</b>	5.87 (25)	78.61 (863)	61.84 (617)	18.59 (43)
	295800	<b>TAGLIABUE Elena</b>	8.39 (35)	83.13 (952)	76.76 (905)	5.99 (30)
<b>RUS</b>	485217	<b>ALIEVA Olesja</b>	22.24 (70)	194.96 (2473)	18.82 (87)	33.88 (95)
	485314	<b>POPKOVA Anastasij</b>	27.31 (83)	–	26.23 (151)	40.45 (130)
<b>SLO</b>	565136	<b>BRACUN Spela</b>	15.84 (50)	153.69 (2073)	49.35 (413)	26.44 (66)
	565037	<b>SUHADOLC Mojca</b>	5.98 (28)	256.55 (2770)	38.49 (271)	5.97 (29)
<b>SPA</b>	495318	<b>RUIZ CASTILLO Carolina</b>	45.10 (134)	36.46 (210)	14.85 (59)	20.31 (47)
<b>SUI</b>	515409	<b>BERTHOD Sylviane</b>	2.77 (6)	138.19 (1856)	29.58 (181)	5.34 (21)
	515348	<b>BORGIHI Catherine</b>	5.09 (16)	39.09 (234)	39.52 (283)	24.53 (61)
	515429	<b>DUMERMUTH Monika</b>	17.44 (59)	125.19 (1676)	19.58 (93)	20.38 (48)
	515403	<b>MUELLER Tamara</b>	11.98 (42)	41.78 (274)	17.68 (77)	14.42 (38)
	515098	<b>REY BELLET Corinne</b>	1.97 (5)	34.29 (191)	5.20 (17)	4.62 (15)
	515560	<b>SCHILD Martina</b>	18.91 (62)	107.96 (1415)	23.57 (125)	17.32 (40)
	515170	<b>STYGER Nadia</b>	39.08 (107)	53.99 (442)	12.31 (51)	30.55 (85)
<b>SWE</b>	505483	<b>PAERSON Anja</b>	143.58 (539)	1.31 (2)	2.03 (3)	60.33 (250)
<b>USA</b>	536138	<b>CLARK Kirsten L</b>	4.92 (14)	76.58 (815)	6.00 (31)	4.25 (10)
	536473	<b>LALIVE Caroline</b>	4.95 (15)	23.64 (95)	15.93 (66)	3.79 (7)
	536884	<b>LUDLOW Libby</b>	42.76 (126)	116.17 (1540)	30.84 (190)	28.58 (74)
	537545	<b>MANCUSO Julia</b>	7.92 (34)	19.03 (68)	17.39 (73)	10.28 (33)
	537446	<b>MCCARTY Bryna</b>	39.82 (113)	72.73 (747)	43.30 (334)	29.13 (77)
	536477	<b>MENDES Jonna</b>	5.92 (26)	62.45 (564)	20.46 (98)	5.79 (25)
	535529	<b>MONAHAN Kathleen</b>	14.93 (49)	87.47 (1017)	58.73 (561)	5.84 (27)
	536479	<b>POWERS Alison</b>	13.46 (45)	70.60 (709)	82.80 (1024)	38.74 (120)

**LEGEND**

**DH** Downhill    **SL** Slalom    **GS** Giant Slalom    **SG** Super-G



**Audi FIS SKI WORLD CUP**  
2nd LADIES SUPER-G  
**START LIST**

**Jury**

<b>TD FIS</b>	B. DART	USA
<b>Referee</b>	K. HOCH	FIS
<b>Assistant Referee</b>	J. TISCHHAUSER	FIS
<b>Chief of Race</b>	B. LYNAM	CAN

**Technical Data**

<b>Course Name</b>	Men's Olympic Downhill
<b>Start Altitude</b>	2160 m
<b>Finish Altitude</b>	1660 m
<b>Vertical Drop</b>	500 m
<b>Course Length</b>	1819 m
<b>Homologation Number</b>	6519/429/01

**Race Information**

<b>Course Setter</b>	B. ZOBEL	AUT
<b>Number of Gates</b>	36	
<b>Turning Gates</b>	31	
<b>Start Time</b>	10:00	

<b>Forerunners</b>	A - L. LATTIMER	CAN	D - E. DESFORGES	CAN
	B - M. PATTILLO	CAN	E - S. LAWRENCE	CAN
	C - B. ACTON	CAN	F - G. SINE	CAN

**Number of Competitors: 55**

Bib	FIS Code	Name	Year of Birth	Nation	Time	Ski
1	105997	BRYDON Emily	1980	CAN	_____	SA
2	205392	HAEUSL Regina	1973	GER	_____	SA
3	537545	MANCUSO Julia	1984	USA	_____	RO
4	495318	RUIZ CASTILLO Carolina	1981	SPA	_____	DY
5	55588	RUMPFHUBER Ingrid	1981	AUT	_____	FI
6	295533	RECCHIA Lucia	1980	ITA	_____	VK
7	295800	TAGLIABUE Elena	1977	ITA	_____	RO
8	195671	JACQUEMOD Ingrid	1978	FRA	_____	SA
9	535529	MONAHAN Kathleen	1972	USA	_____	DY
10	295463	BASSIS Patrizia	1973	ITA	_____	FI
11	55313	ROHREGGER Eveline	1977	AUT	_____	NO
12	565037	SUHADOLC Mojca	1975	SLO	_____	RO
13	536477	MENDES Jonna	1979	USA	_____	FI
14	106056	SIMARD Genevieve	1980	CAN	_____	RO
15	55290	HEREGGER Selina	1977	AUT	_____	FI
16	515409	BERTHOD Sylviane	1977	SUI	_____	SA
17	105546	TURGEON Melanie	1976	CAN	_____	SA
18	55261	OBERMOSER Brigitte	1976	AUT	_____	BL
19	205119	HALTMAYR Petra	1975	GER	_____	VK
20	55052	SCHNEIDER Tanja	1974	AUT	_____	BL



# Audi FIS SKI WORLD CUP

2nd LADIES SUPER-G

## START LIST



Number of Competitors: 55

Bib	FIS Code	Name	Year of Birth	Nation	Time	Ski
21	205378	ERTL Martina	1973	GER	_____	RO
22	515098	REY BELLET Corinne	1972	SUI	_____	DY
23	195374	MONTILLET Carole	1973	FRA	_____	RO
24	536138	CLARK Kirsten L	1977	USA	_____	FI
25	536473	LALIVE Caroline	1979	USA	_____	SA
26	55069	GOETSCHL Renate	1975	AUT	_____	SA
27	385022	KOSTELIC Janica	1982	CRO	_____	SA
28	295136	CECCARELLI Daniela	1975	ITA	_____	DY
29	55198	DORFMEISTER Michaela	1973	AUT	_____	BL
30	295342	PUTZER Karen	1978	ITA	_____	RO
31	55212	MEISSNITZER Alexandra	1973	AUT	_____	VK
32	505483	PAERSON Anja	1981	SWE	_____	SA
33	55596	WILHELM Kathrin	1981	AUT	_____	VK
34	515403	MUELLER Tamara	1977	SUI	_____	RO
35	55538	WIRTH Katja	1980	AUT	_____	BL
36	515560	SCHILD Martina	1981	SUI	_____	VK
37	206001	RIESCH Maria	1984	GER	_____	HE
38	55339	LECHNER Martina	1978	AUT	_____	BL
39	515429	DUMERMUTH Monika	1977	SUI	_____	FI
40	515348	BORGHY Catherine	1976	SUI	_____	FI
41	195868	MEILLEUR Karine	1980	FRA	_____	RO
42	565136	BRACUN Spela	1977	SLO	_____	FI
43	205820	HUBER Isabelle	1981	GER	_____	RO
44	536884	LUDLOW Libby	1981	USA	_____	SA
45	537446	MCCARTY Bryna	1983	USA	_____	DY
46	515170	STYGER Nadia	1978	SUI	_____	SA
47	195273	SEKINO Fujiko	1975	FRA	_____	DY
48	485217	ALIEVA Olesja	1977	RUS	_____	FI
49	106402	VANDERBEEK Kelly	1983	CAN	_____	VK
50	195920	GIVELET Anne-Laure	1981	FRA	_____	DY
51	106593	SPLAWINSKI Sophie	1985	CAN	_____	SA
52	45071	OWENS Jenny	1978	AUS	_____	AT
53	536479	POWERS Alison	1979	USA	_____	SA
54	106319	RISLER Christina	1983	CAN	_____	DY
55	485314	POPKOVA Anastasij	1982	RUS	_____	FI

AT : ATOMIC

EL : ELAN

NO : NORDICA

ST : STÖCKLI

BL : BLIZZARD

FI : FISCHER

RO : ROSSIGNOL

VK : VÖLKL

DY : DYNASTAR

HE : HEAD

SA : SALOMON



**Audi FIS SKI WORLD CUP**  
2nd LADIES SUPER-G  
**OFFICIAL RESULTS**

**Jury**

<b>TD FIS</b>	B. DART	USA
<b>Referee</b>	K. HOCH	FIS
<b>Assistant Referee</b>	J. TISCHHAUSER	FIS
<b>Chief of Race</b>	B. LYNAM	CAN

**Technical Data**

<b>Course Name</b>	Men's Olympic Downhill
<b>Start Altitude</b>	2160 m
<b>Finish Altitude</b>	1660 m
<b>Vertical Drop</b>	500 m
<b>Course Length</b>	1819 m
<b>Homologation Number</b>	6519/429/01

**Race Information**

<b>Course Setter</b>	B. ZOBEL	AUT
<b>Number of Gates</b>	36	
<b>Turning Gates</b>	31	
<b>Start Time</b>	10:00	

<b>Forerunners</b>	A - L. LATTIMER	CAN	D - E. DESFORGES	CAN
	B - M. PATTILLO	CAN	E - S. LAWRENCE	CAN
	C - B. ACTON	CAN	F - G. SINE	CAN

**Weather:** Partly Cloudy **Snow:** Hard **Temperature – Start:** –6 °C **Finish:** –6 °C **F-factor:** 980

**Number of Competitors: 55**

Rank	Bib	FIS Code	Name	Nation	Time	Diff.	Race Points	Ski
1	30	295342	PUTZER Karen	ITA	1:10.68		0.00	RO
2	21	205378	ERTL Martina	GER	1:10.97	0.29	4.02	RO
3	23	195374	MONTILLET Carole	FRA	1:11.13	0.45	6.24	RO
4	24	536138	CLARK Kirsten L	USA	1:11.28	0.60	8.32	FI
5	29	55198	DORFMEISTER Michaela	AUT	1:11.42	0.74	10.26	BL
6	14	106056	SIMARD Genevieve	CAN	1:11.43	0.75	10.40	RO
7	27	385022	KOSTELIC Janica	CRO	1:11.44	0.76	10.54	SA
8	1	105997	BRYDON Emily	CAN	1:11.56	0.88	12.20	SA
9	13	536477	MENDES Jonna	USA	1:11.60	0.92	12.76	FI
10	28	295136	CECCARELLI Daniela	ITA	1:11.61	0.93	12.89	DY
11	16	515409	BERTHOD Sylviane	SUI	1:11.72	1.04	14.42	SA
12	6	295533	RECCHIA Lucia	ITA	1:11.81	1.13	15.67	VK
13	22	515098	REY BELLET Corinne	SUI	1:11.91	1.23	17.05	DY
14	26	55069	GOETSCHL Renate	AUT	1:11.99	1.31	18.16	SA
15	17	105546	TURGEON Melanie	CAN	1:12.05	1.37	19.00	SA
16	10	295463	BASSIS Patrizia	ITA	1:12.07	1.39	19.27	FI

#467 \_\_\_\_\_



**Audi FIS SKI WORLD CUP**  
2nd LADIES SUPER-G  
**OFFICIAL RESULTS**



Number of Competitors: 55

Rank	Bib	FIS Code	Name	Nation	Time	Diff.	Race Points	Ski
17	8	195671	JACQUEMOD Ingrid	FRA	1:12.12	1.44	19.97	SA
18	25	536473	LALIVE Caroline	USA	1:12.22	1.54	21.35	SA
18	18	55261	OBERMOSER Brigitte	AUT	1:12.22	1.54	21.35	BL
20	3	537545	MANCUSO Julia	USA	1:12.33	1.65	22.88	RO
21	43	205820	HUBER Isabelle	GER	1:12.38	1.70	23.57	RO
21	11	55313	ROHREGGER Eveline	AUT	1:12.38	1.70	23.57	NO
23	34	515403	MUELLER Tamara	SUI	1:12.39	1.71	23.71	RO
24	41	195868	MEILLEUR Karine	FRA	1:12.43	1.75	24.26	RO
25	40	515348	BORGHI Catherine	SUI	1:12.51	1.83	25.37	FI
26	46	515170	STYGER Nadia	SUI	1:12.53	1.85	25.65	SA
26	12	565037	SUHADOLC Mojca	SLO	1:12.53	1.85	25.65	RO
28	31	55212	MEISSNITZER Alexandra	AUT	1:12.69	2.01	27.87	VK
28	7	295800	TAGLIABUE Elena	ITA	1:12.69	2.01	27.87	RO
30	9	535529	MONAHAN Kathleen	USA	1:12.72	2.04	28.29	DY
31	35	55538	WIRTH Katja	AUT	1:12.76	2.08	28.84	BL
32	50	195920	GIVELET Anne-Laure	FRA	1:12.83	2.15	29.81	DY
33	4	495318	RUIZ CASTILLO Carolina	SPA	1:12.84	2.16	29.95	DY
34	47	195273	SEKINO Fujiko	FRA	1:12.86	2.18	30.23	DY
35	52	45071	OWENS Jenny	AUS	1:12.88	2.20	30.50	AT
35	38	55339	LECHNER Martina	AUT	1:12.88	2.20	30.50	BL
37	19	205119	HALTMAYR Petra	GER	1:12.91	2.23	30.92	VK
38	20	55052	SCHNEIDER Tanja	AUT	1:12.94	2.26	31.34	BL
39	39	515429	DUMERMUTH Monika	SUI	1:13.01	2.33	32.31	FI
40	32	505483	PAERSON Anja	SWE	1:13.06	2.38	33.00	SA
41	33	55596	WILHELM Kathrin	AUT	1:13.11	2.43	33.69	VK
42	44	536884	LUDLOW Libby	USA	1:13.51	2.83	39.24	SA
43	42	565136	BRACUN Spela	SLO	1:13.63	2.95	40.90	FI
44	5	55588	RUMPFHUBER Ingrid	AUT	1:13.94	3.26	45.20	FI
45	55	485314	POPKOVA Anastasij	RUS	1:13.96	3.28	45.48	FI
46	45	537446	MCCARTY Bryna	USA	1:13.97	3.29	45.62	DY
47	48	485217	ALIEVA Olesja	RUS	1:14.00	3.32	46.03	FI
48	36	515560	SCHILD Martina	SUI	1:14.41	3.73	51.72	VK
49	54	106319	RISLER Christina	CAN	1:14.42	3.74	51.86	DY
50	53	536479	POWERS Alison	USA	1:15.37	4.69	65.03	SA

**DID NOT FINISH: 5 competitors**

2	205392	HAEUSL Regina	GER	SA
15	55290	HEREGGER Selina	AUT	FI
37	206001	RIESCH Maria	GER	HE
49	106402	VANDERBEEK Kelly	CAN	VK
51	106593	SPLAWINSKI Sophie	CAN	SA

#467 \_\_\_\_\_





**Audi FIS SKI WORLD CUP**  
2nd LADIES SUPER-G  
**OFFICIAL RESULTS**



AT : ATOMIC  
EL : ELAN  
NO : NORDICA  
ST : STÖCKLI

BL : BLIZZARD  
FI : FISCHER  
RO : ROSSIGNOL  
VK : VÖLKL

DY : DYNASTAR  
HE : HEAD  
SA : SALOMON

Technical Delegate:  
**B. DART (USA) #467**



**Audi FIS SKI WORLD CUP**  
2nd LADIES SUPER-G  
**PENALTY CALCULATION**



**Best 10 at Finish**

Rank	Bib	FIS Code	Name	Nation	FIS Points	Best 5	Race Points
1	30	295342	PUTZER Karen	ITA	2.41	2.41	0.00
2	21	205378	ERTL Martina	GER	4.54		
3	23	195374	MONTILLET Carole	FRA	3.83	3.83	6.24
4	24	536138	CLARK Kirsten L	USA	4.25		
5	29	55198	DORFMEISTER Michaela	AUT	2.41	2.41	10.26
6	14	106056	SIMARD Genevieve	CAN	5.11		
7	27	385022	KOSTELIC Janica	CRO	4.04	4.04	10.54
8	1	105997	BRYDON Emily	CAN	6.00		
9	13	536477	MENDES Jonna	USA	5.79		
10	28	295136	CECCARELLI Daniela	ITA	2.31	2.31	12.89

**Best 5 FIS Points at Start**

Rank	Bib	FIS Code	Name	Nation	FIS Points
28	31	55212	MEISSNITZER Alexandra	AUT	1.66
10	28	295136	CECCARELLI Daniela	ITA	2.31
5	29	55198	DORFMEISTER Michaela	AUT	2.41
1	30	295342	PUTZER Karen	ITA	2.41
14	26	55069	GOETSCHL Renate	AUT	2.57

<b>TOTALS:</b>		
FIS Points of Best 5 at Start (B)	11.36	
FIS Points of Best at Finish in Top 10 (A)		15.00
Race Points of Corresponding Competitors (C)		39.93
Calculated Penalty (A+B-C) : 10 =>	-1.357	
Rounded	-1.36	
Correction Value (Z)	-5.38	
Penalty Applied	0.00	

Technical Delegate:  
**B. DART (USA) #467**



**Audi FIS SKI WORLD CUP**  
2nd LADIES SUPER-G  
**PERFORMANCE ANALYSIS 1**



Number of Competitors: 50

Rank	Bib	Name	Nation	Positions			Partials			Difference		Speed		
				Pos.	Time	Rank	Pos.	Time	Rank	Time	Dist(m)	Pos.	km/h	Rank
1	30	PUTZER Karen	ITA	Int1: 37.83 (1) Int2: 56.56 (1) Fin: 1:10.68 (1)	I1-I2: 18.73 (9) I2-Fin: 14.12 (3)	0.00 0.00 0.00	0.00		Sp1: 102.12 (3) Avg.: 92.65					
2	21	ERTL Martina	GER	Int1: 38.12 (3) Int2: 56.71 (2) Fin: 1:10.97 (2)	I1-I2: 18.59 (2) I2-Fin: 14.26 (12)	0.29 0.15 0.29	7.43		Sp1: 102.85 (2) Avg.: 92.27					
3	23	MONTILLET Carole	FRA	Int1: 38.44 (8) Int2: 57.04 (6) Fin: 1:11.13 (3)	I1-I2: 18.60 (3) I2-Fin: 14.09 (2)	0.61 0.48 0.45	11.51		Sp1: 99.53 (22) Avg.: 92.06					
4	24	CLARK Kirsten L	USA	Int1: 38.31 (6) Int2: 57.05 (7) Fin: 1:11.28 (4)	I1-I2: 18.74 (11) I2-Fin: 14.23 (10)	0.48 0.49 0.60	15.31		Sp1: 100.93 (12) Avg.: 91.87					
5	29	DORFMEISTER Michaela	AUT	Int1: 38.41 (7) Int2: 57.22 (8) Fin: 1:11.42 (5)	I1-I2: 18.81 (12) I2-Fin: 14.20 (6)	0.58 0.66 0.74	18.85		Sp1: 98.18 (32) Avg.: 91.69					
6	14	SIMARD Genevieve	CAN	Int1: 38.70 (14) Int2: 57.23 (9) Fin: 1:11.43 (6)	I1-I2: 18.53 (1) I2-Fin: 14.20 (6)	0.87 0.67 0.75	19.10		Sp1: 99.53 (22) Avg.: 91.68					
7	27	KOSTELIC Janica	CRO	Int1: 38.73 (15) Int2: 57.40 (11) Fin: 1:11.44 (7)	I1-I2: 18.67 (7) I2-Fin: 14.04 (1)	0.90 0.84 0.76	19.35		Sp1: 103.34 (1) Avg.: 91.66					
8	1	BRYDON Emily	CAN	Int1: 38.52 (12) Int2: 57.37 (10) Fin: 1:11.56 (8)	I1-I2: 18.85 (16) I2-Fin: 14.19 (5)	0.69 0.81 0.88	22.37		Sp1: 101.40 (6) Avg.: 91.51					
9	13	MENDES Jonna	USA	Int1: 38.25 (5) Int2: 56.90 (3) Fin: 1:11.60 (9)	I1-I2: 18.65 (4) I2-Fin: 14.70 (37)	0.42 0.34 0.92	23.37		Sp1: 100.23 (17) Avg.: 91.46					
10	28	CECCARELLI Daniela	ITA	Int1: 37.99 (2) Int2: 56.98 (5) Fin: 1:11.61 (10)	I1-I2: 18.99 (29) I2-Fin: 14.63 (31)	0.16 0.42 0.93	23.62		Sp1: 100.23 (17) Avg.: 91.45					
11	16	BERTHOD Sylviane	SUI	Int1: 38.93 (26) Int2: 57.58 (14) Fin: 1:11.72 (11)	I1-I2: 18.65 (4) I2-Fin: 14.14 (4)	1.10 1.02 1.04	26.38		Sp1: 100.46 (15) Avg.: 91.31					
12	6	RECCHIA Lucia	ITA	Int1: 38.88 (23) Int2: 57.60 (15) Fin: 1:11.81 (12)	I1-I2: 18.72 (8) I2-Fin: 14.21 (8)	1.05 1.04 1.13	28.62		Sp1: 101.17 (11) Avg.: 91.19					
13	22	REY BELLET Corinne	SUI	Int1: 38.21 (4) Int2: 56.94 (4) Fin: 1:11.91 (13)	I1-I2: 18.73 (9) I2-Fin: 14.97 (47)	0.38 0.38 1.23	31.11		Sp1: 101.40 (6) Avg.: 91.06					



**Audi FIS SKI WORLD CUP**  
2nd LADIES SUPER-G  
**PERFORMANCE ANALYSIS 1**



Number of Competitors: 50

Rank	Bib	Name	Nation	Positions			Partials			Difference		Speed		
				Pos.	Time	Rank	Pos.	Time	Rank	Time	Dist(m)	Pos.	km/h	Rank
14	26	GOETSCHL Renate	AUT	Int1: 38.47 (9) Int2: 57.48 (12) Fin: 1:11.99 (14)	I1-I2: 19.01 (30) I2-Fin: 14.51 (23)	0.64 0.92 1.31	33.10	Sp1: 99.53 (22) Avg.: 90.96						
15	17	TURGEON Melanie	CAN	Int1: 38.77 (17) Int2: 57.73 (16) Fin: 1:12.05 (15)	I1-I2: 18.96 (24) I2-Fin: 14.32 (13)	0.94 1.17 1.37	34.59	Sp1: 97.73 (36) Avg.: 90.89						
16	10	BASSIS Patrizia	ITA	Int1: 38.82 (20) Int2: 57.75 (18) Fin: 1:12.07 (16)	I1-I2: 18.93 (20) I2-Fin: 14.32 (13)	0.99 1.19 1.39	35.08	Sp1: 98.18 (32) Avg.: 90.86						
17	8	JACQUEMOD Ingrid	FRA	Int1: 38.94 (27) Int2: 57.91 (22) Fin: 1:12.12 (17)	I1-I2: 18.97 (26) I2-Fin: 14.21 (8)	1.11 1.35 1.44	36.32	Sp1: 100.69 (14) Avg.: 90.80						
18	25	LALIVE Caroline	USA	Int1: 38.50 (11) Int2: 57.82 (20) Fin: 1:12.22 (18)	I1-I2: 19.32 (41) I2-Fin: 14.40 (19)	0.67 1.26 1.54	38.79	Sp1: 96.86 (39) Avg.: 90.67						
18	18	OBERMOSER Brigitte	AUT	Int1: 38.90 (25) Int2: 57.84 (21) Fin: 1:12.22 (18)	I1-I2: 18.94 (21) I2-Fin: 14.38 (16)	1.07 1.28 1.54	38.79	Sp1: 101.40 (6) Avg.: 90.67						
20	3	MANCUSO Julia	USA	Int1: 38.47 (9) Int2: 57.74 (17) Fin: 1:12.33 (20)	I1-I2: 19.27 (38) I2-Fin: 14.59 (29)	0.64 1.18 1.65	41.50	Sp1: 99.31 (26) Avg.: 90.54						
21	43	HUBER Isabelle	GER	Int1: 39.14 (34) Int2: 58.05 (26) Fin: 1:12.38 (21)	I1-I2: 18.91 (18) I2-Fin: 14.33 (15)	1.31 1.49 1.70	42.72	Sp1: 100.00 (19) Avg.: 90.47						
21	11	ROHREGGER Eveline	AUT	Int1: 38.58 (13) Int2: 57.55 (13) Fin: 1:12.38 (21)	I1-I2: 18.97 (26) I2-Fin: 14.83 (45)	0.75 0.99 1.70	42.72	Sp1: 100.46 (15) Avg.: 90.47						
23	34	MUELLER Tamara	SUI	Int1: 39.14 (34) Int2: 57.95 (23) Fin: 1:12.39 (23)	I1-I2: 18.81 (12) I2-Fin: 14.44 (21)	1.31 1.39 1.71	42.97	Sp1: 101.40 (6) Avg.: 90.46						
24	41	MEILLEUR Karine	FRA	Int1: 38.81 (18) Int2: 57.77 (19) Fin: 1:12.43 (24)	I1-I2: 18.96 (24) I2-Fin: 14.66 (36)	0.98 1.21 1.75	43.95	Sp1: 98.85 (29) Avg.: 90.41						
25	40	BORGHI Catherine	SUI	Int1: 38.88 (23) Int2: 57.95 (23) Fin: 1:12.51 (25)	I1-I2: 19.07 (32) I2-Fin: 14.56 (26)	1.05 1.39 1.83	45.91	Sp1: 98.40 (31) Avg.: 90.31						
26	46	STYGER Nadia	SUI	Int1: 39.05 (31) Int2: 57.99 (25) Fin: 1:12.53 (26)	I1-I2: 18.94 (21) I2-Fin: 14.54 (24)	1.22 1.43 1.85	46.40	Sp1: 96.86 (39) Avg.: 90.29						
26	12	SUHADOLC Mojca	SLO	Int1: 39.08 (32) Int2: 58.15 (31) Fin: 1:12.53 (26)	I1-I2: 19.07 (32) I2-Fin: 14.38 (16)	1.25 1.59 1.85	46.40	Sp1: 101.64 (4) Avg.: 90.29						
28	31	MEISSNITZER Alexandra	AUT	Int1: 38.83 (21) Int2: 58.05 (26) Fin: 1:12.69 (28)	I1-I2: 19.22 (36) I2-Fin: 14.64 (33)	1.00 1.49 2.01	50.30	Sp1: 96.42 (42) Avg.: 90.09						
28	7	TAGLIABUE Elena	ITA	Int1: 38.95 (29) Int2: 58.05 (26) Fin: 1:12.69 (28)	I1-I2: 19.10 (34) I2-Fin: 14.64 (33)	1.12 1.49 2.01	50.30	Sp1: 97.95 (35) Avg.: 90.09						
30	9	MONAHAN Kathleen	USA	Int1: 39.43 (39) Int2: 58.49 (40) Fin: 1:12.72 (30)	I1-I2: 19.06 (31) I2-Fin: 14.23 (10)	1.60 1.93 2.04	51.03	Sp1: 99.31 (26) Avg.: 90.05						



**Audi FIS SKI WORLD CUP**  
2nd LADIES SUPER-G  
**PERFORMANCE ANALYSIS 1**



Number of Competitors: 50

Rank	Bib	Name	Nation	Positions			Partials			Difference		Speed		
				Pos.	Time	Rank	Pos.	Time	Rank	Time	Dist(m)	Pos.	km/h	Rank
31	35	WIRTH Katja	AUT	Int1:	39.35	(37)	I1-I2:	18.98	(28)	1.52		Sp1:	99.08	(28)
				Int2:	58.33	(37)	I2-Fin:	14.43	(20)	1.77				
				Fin:	1:12.76	(31)				2.08	52.00	Avg.:	90.00	
32	50	GIVELET Anne-Laure	FRA	Int1:	38.94	(27)	I1-I2:	19.26	(37)	1.11		Sp1:	98.63	(30)
				Int2:	58.20	(32)	I2-Fin:	14.63	(31)	1.64				
				Fin:	1:12.83	(32)				2.15	53.70	Avg.:	89.91	
33	4	RUIZ CASTILLO Carolina	SPA	Int1:	38.85	(22)	I1-I2:	19.28	(39)	1.02		Sp1:	96.42	(42)
				Int2:	58.13	(30)	I2-Fin:	14.71	(38)	1.57				
				Fin:	1:12.84	(33)				2.16	53.94	Avg.:	89.90	
34	47	SEKINO Fujiko	FRA	Int1:	39.48	(41)	I1-I2:	18.82	(14)	1.65		Sp1:	100.93	(12)
				Int2:	58.30	(35)	I2-Fin:	14.56	(26)	1.74				
				Fin:	1:12.86	(34)				2.18	54.43	Avg.:	89.88	
35	52	OWENS Jenny	AUS	Int1:	39.35	(37)	I1-I2:	18.95	(23)	1.52		Sp1:	98.18	(32)
				Int2:	58.30	(35)	I2-Fin:	14.58	(28)	1.74				
				Fin:	1:12.88	(35)				2.20	54.91	Avg.:	89.85	
35	38	LECHNER Martina	AUT	Int1:	39.02	(30)	I1-I2:	19.31	(40)	1.19		Sp1:	99.76	(20)
				Int2:	58.33	(37)	I2-Fin:	14.55	(25)	1.77				
				Fin:	1:12.88	(35)				2.20	54.91	Avg.:	89.85	
37	19	HALTMAYR Petra	GER	Int1:	39.08	(32)	I1-I2:	19.34	(42)	1.25		Sp1:	96.21	(44)
				Int2:	58.42	(39)	I2-Fin:	14.49	(22)	1.86				
				Fin:	1:12.91	(37)				2.23	55.64	Avg.:	89.81	
38	20	SCHNEIDER Tanja	AUT	Int1:	38.81	(18)	I1-I2:	19.48	(45)	0.98		Sp1:	95.36	(47)
				Int2:	58.29	(34)	I2-Fin:	14.65	(35)	1.73				
				Fin:	1:12.94	(38)				2.26	56.36	Avg.:	89.78	
39	39	DUMERMUTH Monika	SUI	Int1:	38.76	(16)	I1-I2:	19.51	(46)	0.93		Sp1:	95.78	(45)
				Int2:	58.27	(33)	I2-Fin:	14.74	(40)	1.71				
				Fin:	1:13.01	(39)				2.33	58.05	Avg.:	89.69	
40	32	PAERSON Anja	SWE	Int1:	40.01	(48)	I1-I2:	18.66	(6)	2.18		Sp1:	101.64	(4)
				Int2:	58.67	(42)	I2-Fin:	14.39	(18)	2.11				
				Fin:	1:13.06	(40)				2.38	59.26	Avg.:	89.63	
41	33	WILHELM Kathrin	AUT	Int1:	39.27	(36)	I1-I2:	18.83	(15)	1.44		Sp1:	99.76	(20)
				Int2:	58.10	(29)	I2-Fin:	15.01	(49)	1.54				
				Fin:	1:13.11	(41)				2.43	60.46	Avg.:	89.57	
42	44	LUDLOW Libby	USA	Int1:	39.74	(44)	I1-I2:	18.92	(19)	1.91		Sp1:	99.53	(22)
				Int2:	58.66	(41)	I2-Fin:	14.85	(46)	2.10				
				Fin:	1:13.51	(42)				2.83	70.03	Avg.:	89.08	
43	42	BRACUN Spela	SLO	Int1:	39.63	(42)	I1-I2:	19.40	(43)	1.80		Sp1:	93.30	(50)
				Int2:	59.03	(44)	I2-Fin:	14.60	(30)	2.47				
				Fin:	1:13.63	(43)				2.95	72.88	Avg.:	88.94	
44	5	RUMPFHUBER Ingrid	AUT	Int1:	39.97	(47)	I1-I2:	19.16	(35)	2.14		Sp1:	96.64	(41)
				Int2:	59.13	(45)	I2-Fin:	14.81	(43)	2.57				
				Fin:	1:13.94	(44)				3.26	80.20	Avg.:	88.56	
45	55	POPKOVA Anastasij	RUS	Int1:	39.43	(39)	I1-I2:	19.74	(50)	1.60		Sp1:	97.29	(37)
				Int2:	59.17	(47)	I2-Fin:	14.79	(42)	2.61				
				Fin:	1:13.96	(45)				3.28	80.67	Avg.:	88.54	
46	45	MCCARTY Bryna	USA	Int1:	39.71	(43)	I1-I2:	19.44	(44)	1.88		Sp1:	97.07	(38)
				Int2:	59.15	(46)	I2-Fin:	14.82	(44)	2.59				
				Fin:	1:13.97	(46)				3.29	80.90	Avg.:	88.53	
47	48	ALIEVA Olesja	RUS	Int1:	39.82	(46)	I1-I2:	18.90	(17)	1.99		Sp1:	101.40	(6)
				Int2:	58.72	(43)	I2-Fin:	15.28	(50)	2.16				
				Fin:	1:14.00	(47)				3.32	81.61	Avg.:	88.49	



**Audi FIS SKI WORLD CUP**  
2nd LADIES SUPER-G  
**PERFORMANCE ANALYSIS 1**



Number of Competitors: 50

Rank	Bib	Name	Nation	Positions			Partials			Difference		Speed		
				Pos.	Time	Rank	Pos.	Time	Rank	Time	Dist(m)	Pos.	km/h	Rank
48	36	SCHILD Martina	SUI	Int1:	39.77	(45)	I1-I2:	19.65	(49)	1.94		Sp1:	95.15	(48)
				Int2:	59.42	(48)	I2-Fin:	14.99	(48)	2.86				
				Fin:	1:14.41	(48)				3.73	91.18	Avg.:	88.00	
49	54	RISLER Christina	CAN	Int1:	40.15	(49)	I1-I2:	19.56	(48)	2.32		Sp1:	94.52	(49)
				Int2:	59.71	(49)	I2-Fin:	14.71	(38)	3.15				
				Fin:	1:14.42	(49)				3.74	91.41	Avg.:	87.99	
50	53	POWERS Alison	USA	Int1:	41.07	(50)	I1-I2:	19.52	(47)	3.24		Sp1:	95.57	(46)
				Int2:	1:00.59	(50)	I2-Fin:	14.78	(41)	4.03				
				Fin:	1:15.37	(50)				4.69	113.19	Avg.:	86.88	

**LEGEND**

**Pos** Intermediate or Speed Position    **Dist(m)** Distance behind the first    **Int2:** Intermediate 2    **Fin:** Finish  
**Avg.** Average Speed for the race    **Int1:** Intermediate 1    **Sp1:** Speed Trap 1



**Audi FIS SKI WORLD CUP**  
2nd LADIES SUPER-G  
**PERFORMANCE ANALYSIS 2**



Number of Competitors: 55

Bib	Name	Nation	Positions			Partials			Difference		Speed		
			Pos.	Time	Rank	Pos.	Time	Rank	Time	Dist(m)	Pos.	km/h	Rank
1	BRYDON Emily	CAN	Int1: 38.52 (12) Int2: 57.37 (10) Fin: 1:11.56 (8)	I1-I2: 18.85 (16) I2-Fin: 14.19 (5)	0.69 0.81 0.88	22.37	Sp1: 101.40 (6) Avg.: 91.51						
2	HAEUSL Regina	GER	Int1: Int2: Fin: DNF	I1-I2: I2-Fin:			Sp1: Avg.:						
3	MANCUSO Julia	USA	Int1: 38.47 (9) Int2: 57.74 (17) Fin: 1:12.33 (20)	I1-I2: 19.27 (38) I2-Fin: 14.59 (29)	0.64 1.18 1.65	41.50	Sp1: 99.31 (26) Avg.: 90.54						
4	RUIZ CASTILLO Carolina	SPA	Int1: 38.85 (22) Int2: 58.13 (30) Fin: 1:12.84 (33)	I1-I2: 19.28 (39) I2-Fin: 14.71 (38)	1.02 1.57 2.16	53.94	Sp1: 96.42 (42) Avg.: 89.90						
5	RUMPFHUBER Ingrid	AUT	Int1: 39.97 (47) Int2: 59.13 (45) Fin: 1:13.94 (44)	I1-I2: 19.16 (35) I2-Fin: 14.81 (43)	2.14 2.57 3.26	80.20	Sp1: 96.64 (41) Avg.: 88.56						
6	RECCHIA Lucia	ITA	Int1: 38.88 (23) Int2: 57.60 (15) Fin: 1:11.81 (12)	I1-I2: 18.72 (8) I2-Fin: 14.21 (8)	1.05 1.04 1.13	28.62	Sp1: 101.17 (11) Avg.: 91.19						
7	TAGLIABUE Elena	ITA	Int1: 38.95 (29) Int2: 58.05 (26) Fin: 1:12.69 (28)	I1-I2: 19.10 (34) I2-Fin: 14.64 (33)	1.12 1.49 2.01	50.30	Sp1: 97.95 (35) Avg.: 90.09						
8	JACQUEMOD Ingrid	FRA	Int1: 38.94 (27) Int2: 57.91 (22) Fin: 1:12.12 (17)	I1-I2: 18.97 (26) I2-Fin: 14.21 (8)	1.11 1.35 1.44	36.32	Sp1: 100.69 (14) Avg.: 90.80						
9	MONAHAN Kathleen	USA	Int1: 39.43 (39) Int2: 58.49 (40) Fin: 1:12.72 (30)	I1-I2: 19.06 (31) I2-Fin: 14.23 (10)	1.60 1.93 2.04	51.03	Sp1: 99.31 (26) Avg.: 90.05						
10	BASSIS Patrizia	ITA	Int1: 38.82 (20) Int2: 57.75 (18) Fin: 1:12.07 (16)	I1-I2: 18.93 (20) I2-Fin: 14.32 (13)	0.99 1.19 1.39	35.08	Sp1: 98.18 (32) Avg.: 90.86						
11	ROHREGGER Eveline	AUT	Int1: 38.58 (13) Int2: 57.55 (13) Fin: 1:12.38 (21)	I1-I2: 18.97 (26) I2-Fin: 14.83 (45)	0.75 0.99 1.70	42.72	Sp1: 100.46 (15) Avg.: 90.47						
12	SUHADOLC Mojca	SLO	Int1: 39.08 (32) Int2: 58.15 (31) Fin: 1:12.53 (26)	I1-I2: 19.07 (32) I2-Fin: 14.38 (16)	1.25 1.59 1.85	46.40	Sp1: 101.64 (4) Avg.: 90.29						
13	MENDES Jonna	USA	Int1: 38.25 (5) Int2: 56.90 (3) Fin: 1:11.60 (9)	I1-I2: 18.65 (4) I2-Fin: 14.70 (37)	0.42 0.34 0.92	23.37	Sp1: 100.23 (17) Avg.: 91.46						



# Audi FIS SKI WORLD CUP

## 2nd LADIES SUPER-G

### PERFORMANCE ANALYSIS 2



Number of Competitors: 55

Bib	Name	Nation	Positions			Partials			Difference		Speed		
			Pos.	Time	Rank	Pos.	Time	Rank	Time	Dist(m)	Pos.	km/h	Rank
14	SIMARD Genevieve	CAN	Int1: 38.70 (14) Int2: 57.23 (9) Fin: 1:11.43 (6)			I1-I2: 18.53 (1) I2-Fin: 14.20 (6)			0.87 0.67 0.75	19.10	Sp1: 99.53 (22) Avg.: 91.68		
15	HEREGGER Selina	AUT	Int1: Int2: Fin: DNF			I1-I2: I2-Fin:					Sp1: Avg.:		
16	BERTHOD Sylviane	SUI	Int1: 38.93 (26) Int2: 57.58 (14) Fin: 1:11.72 (11)			I1-I2: 18.65 (4) I2-Fin: 14.14 (4)			1.10 1.02 1.04	26.38	Sp1: 100.46 (15) Avg.: 91.31		
17	TURGEON Melanie	CAN	Int1: 38.77 (17) Int2: 57.73 (16) Fin: 1:12.05 (15)			I1-I2: 18.96 (24) I2-Fin: 14.32 (13)			0.94 1.17 1.37	34.59	Sp1: 97.73 (36) Avg.: 90.89		
18	OBERMOSER Brigitte	AUT	Int1: 38.90 (25) Int2: 57.84 (21) Fin: 1:12.22 (18)			I1-I2: 18.94 (21) I2-Fin: 14.38 (16)			1.07 1.28 1.54	38.79	Sp1: 101.40 (6) Avg.: 90.67		
19	HALTMAYR Petra	GER	Int1: 39.08 (32) Int2: 58.42 (39) Fin: 1:12.91 (37)			I1-I2: 19.34 (43) I2-Fin: 14.49 (22)			1.25 1.86 2.23	55.64	Sp1: 96.21 (44) Avg.: 89.81		
20	SCHNEIDER Tanja	AUT	Int1: 38.81 (18) Int2: 58.29 (34) Fin: 1:12.94 (38)			I1-I2: 19.48 (46) I2-Fin: 14.65 (35)			0.98 1.73 2.26	56.36	Sp1: 95.36 (48) Avg.: 89.78		
21	ERTL Martina	GER	Int1: 38.12 (3) Int2: 56.71 (2) Fin: 1:10.97 (2)			I1-I2: 18.59 (2) I2-Fin: 14.26 (12)			0.29 0.15 0.29	7.43	Sp1: 102.85 (2) Avg.: 92.27		
22	REY BELLET Corinne	SUI	Int1: 38.21 (4) Int2: 56.94 (4) Fin: 1:11.91 (13)			I1-I2: 18.73 (9) I2-Fin: 14.97 (47)			0.38 0.38 1.23	31.11	Sp1: 101.40 (6) Avg.: 91.06		
23	MONTILLET Carole	FRA	Int1: 38.44 (8) Int2: 57.04 (6) Fin: 1:11.13 (3)			I1-I2: 18.60 (3) I2-Fin: 14.09 (2)			0.61 0.48 0.45	11.51	Sp1: 99.53 (22) Avg.: 92.06		
24	CLARK Kirsten L	USA	Int1: 38.31 (6) Int2: 57.05 (7) Fin: 1:11.28 (4)			I1-I2: 18.74 (11) I2-Fin: 14.23 (10)			0.48 0.49 0.60	15.31	Sp1: 100.93 (12) Avg.: 91.87		
25	LALIVE Caroline	USA	Int1: 38.50 (11) Int2: 57.82 (20) Fin: 1:12.22 (18)			I1-I2: 19.32 (42) I2-Fin: 14.40 (19)			0.67 1.26 1.54	38.79	Sp1: 96.86 (39) Avg.: 90.67		
26	GOETSCHL Renate	AUT	Int1: 38.47 (9) Int2: 57.48 (12) Fin: 1:11.99 (14)			I1-I2: 19.01 (30) I2-Fin: 14.51 (23)			0.64 0.92 1.31	33.10	Sp1: 99.53 (22) Avg.: 90.96		
27	KOSTELIC Janica	CRO	Int1: 38.73 (15) Int2: 57.40 (11) Fin: 1:11.44 (7)			I1-I2: 18.67 (7) I2-Fin: 14.04 (1)			0.90 0.84 0.76	19.35	Sp1: 103.34 (1) Avg.: 91.66		
28	CECCARELLI Daniela	ITA	Int1: 37.99 (2) Int2: 56.98 (5) Fin: 1:11.61 (10)			I1-I2: 18.99 (29) I2-Fin: 14.63 (31)			0.16 0.42 0.93	23.62	Sp1: 100.23 (17) Avg.: 91.45		
29	DORFMEISTER Michaela	AUT	Int1: 38.41 (7) Int2: 57.22 (8) Fin: 1:11.42 (5)			I1-I2: 18.81 (12) I2-Fin: 14.20 (6)			0.58 0.66 0.74	18.85	Sp1: 98.18 (32) Avg.: 91.69		
30	PUTZER Karen	ITA	Int1: 37.83 (1) Int2: 56.56 (1) Fin: 1:10.68 (1)			I1-I2: 18.73 (9) I2-Fin: 14.12 (3)			0.00 0.00 0.00	0.00	Sp1: 102.12 (3) Avg.: 92.65		





**Audi FIS SKI WORLD CUP**  
2nd LADIES SUPER-G  
**PERFORMANCE ANALYSIS 2**



Number of Competitors: 55

Bib	Name	Nation	Positions			Partials			Difference		Speed		
			Pos.	Time	Rank	Pos.	Time	Rank	Time	Dist(m)	Pos.	km/h	Rank
31	MEISSNITZER Alexandra	AUT	Int1: 38.83 (21) Int2: 58.05 (26) Fin: 1:12.69 (28)	I1-I2: 19.22 (36) I2-Fin: 14.64 (33)	1.00 1.49 2.01	50.30	Sp1: 96.42 (42) Avg.: 90.09						
32	PAERSON Anja	SWE	Int1: 40.01 (48) Int2: 58.67 (42) Fin: 1:13.06 (40)	I1-I2: 18.66 (6) I2-Fin: 14.39 (18)	2.18 2.11 2.38	59.26	Sp1: 101.64 (4) Avg.: 89.63						
33	WILHELM Kathrin	AUT	Int1: 39.27 (36) Int2: 58.10 (29) Fin: 1:13.11 (41)	I1-I2: 18.83 (15) I2-Fin: 15.01 (49)	1.44 1.54 2.43	60.46	Sp1: 99.76 (20) Avg.: 89.57						
34	MUELLER Tamara	SUI	Int1: 39.14 (34) Int2: 57.95 (23) Fin: 1:12.39 (23)	I1-I2: 18.81 (12) I2-Fin: 14.44 (21)	1.31 1.39 1.71	42.97	Sp1: 101.40 (6) Avg.: 90.46						
35	WIRTH Katja	AUT	Int1: 39.35 (37) Int2: 58.33 (37) Fin: 1:12.76 (31)	I1-I2: 18.98 (28) I2-Fin: 14.43 (20)	1.52 1.77 2.08	52.00	Sp1: 99.08 (28) Avg.: 90.00						
36	SCHILD Martina	SUI	Int1: 39.77 (45) Int2: 59.42 (48) Fin: 1:14.41 (48)	I1-I2: 19.65 (50) I2-Fin: 14.99 (48)	1.94 2.86 3.73	91.18	Sp1: 95.15 (49) Avg.: 88.00						
37	RIESCH Maria	GER	Int1: Int2: Fin: DNF	I1-I2: I2-Fin:			Sp1: Avg.:						
38	LECHNER Martina	AUT	Int1: 39.02 (30) Int2: 58.33 (37) Fin: 1:12.88 (35)	I1-I2: 19.31 (41) I2-Fin: 14.55 (25)	1.19 1.77 2.20	54.91	Sp1: 99.76 (20) Avg.: 89.85						
39	DUMERMUTH Monika	SUI	Int1: 38.76 (16) Int2: 58.27 (33) Fin: 1:13.01 (39)	I1-I2: 19.51 (47) I2-Fin: 14.74 (40)	0.93 1.71 2.33	58.05	Sp1: 95.78 (46) Avg.: 89.69						
40	BORGHI Catherine	SUI	Int1: 38.88 (23) Int2: 57.95 (23) Fin: 1:12.51 (25)	I1-I2: 19.07 (32) I2-Fin: 14.56 (26)	1.05 1.39 1.83	45.91	Sp1: 98.40 (31) Avg.: 90.31						
41	MEILLEUR Karine	FRA	Int1: 38.81 (18) Int2: 57.77 (19) Fin: 1:12.43 (24)	I1-I2: 18.96 (24) I2-Fin: 14.66 (36)	0.98 1.21 1.75	43.95	Sp1: 98.85 (29) Avg.: 90.41						
42	BRACUN Spela	SLO	Int1: 39.63 (42) Int2: 59.03 (44) Fin: 1:13.63 (43)	I1-I2: 19.40 (44) I2-Fin: 14.60 (30)	1.80 2.47 2.95	72.88	Sp1: 93.30 (51) Avg.: 88.94						
43	HUBER Isabelle	GER	Int1: 39.14 (34) Int2: 58.05 (26) Fin: 1:12.38 (21)	I1-I2: 18.91 (18) I2-Fin: 14.33 (15)	1.31 1.49 1.70	42.72	Sp1: 100.00 (19) Avg.: 90.47						
44	LUDLOW Libby	USA	Int1: 39.74 (44) Int2: 58.66 (41) Fin: 1:13.51 (42)	I1-I2: 18.92 (19) I2-Fin: 14.85 (46)	1.91 2.10 2.83	70.03	Sp1: 99.53 (22) Avg.: 89.08						
45	MCCARTY Bryna	USA	Int1: 39.71 (43) Int2: 59.15 (46) Fin: 1:13.97 (46)	I1-I2: 19.44 (45) I2-Fin: 14.82 (44)	1.88 2.59 3.29	80.90	Sp1: 97.07 (38) Avg.: 88.53						
46	STYGER Nadia	SUI	Int1: 39.05 (31) Int2: 57.99 (25) Fin: 1:12.53 (26)	I1-I2: 18.94 (21) I2-Fin: 14.54 (24)	1.22 1.43 1.85	46.40	Sp1: 96.86 (39) Avg.: 90.29						
47	SEKINO Fujiko	FRA	Int1: 39.48 (41) Int2: 58.30 (35) Fin: 1:12.86 (34)	I1-I2: 18.82 (14) I2-Fin: 14.56 (26)	1.65 1.74 2.18	54.43	Sp1: 100.93 (12) Avg.: 89.88						



**Audi FIS SKI WORLD CUP**  
2nd LADIES SUPER-G  
**PERFORMANCE ANALYSIS 2**



Number of Competitors: 55

Bib	Name	Nation	Positions			Partials			Difference		Speed		
			Pos.	Time	Rank	Pos.	Time	Rank	Time	Dist(m)	Pos.	km/h	Rank
48	ALIEVA Olesja	RUS	Int1:	39.82	(46)	I1-I2:	18.90	(17)	1.99		Sp1:	101.40	(6)
			Int2:	58.72	(43)	I2-Fin:	15.28	(50)	2.16				
			Fin:	1:14.00	(47)				3.32	81.61	Avg.:	88.49	
49	VANDERBEEK Kelly	CAN	Int1:			I1-I2:					Sp1:		
			Int2:			I2-Fin:							
			Fin:	DNF							Avg.:		
50	GIVELET Anne-Laure	FRA	Int1:	38.94	(27)	I1-I2:	19.26	(37)	1.11		Sp1:	98.63	(30)
			Int2:	58.20	(32)	I2-Fin:	14.63	(31)	1.64				
			Fin:	1:12.83	(32)				2.15	53.70	Avg.:	89.91	
51	SPLAWINSKI Sophie	CAN	Int1:	40.13	(49)	I1-I2:	19.30	(40)	2.30		Sp1:	96.21	(44)
			Int2:	59.43	(49)	I2-Fin:			2.87				
			Fin:	DNF							Avg.:		
52	OWENS Jenny	AUS	Int1:	39.35	(37)	I1-I2:	18.95	(23)	1.52		Sp1:	98.18	(32)
			Int2:	58.30	(35)	I2-Fin:	14.58	(28)	1.74				
			Fin:	1:12.88	(35)				2.20	54.91	Avg.:	89.85	
53	POWERS Alison	USA	Int1:	41.07	(51)	I1-I2:	19.52	(48)	3.24		Sp1:	95.57	(47)
			Int2:	1:00.59	(51)	I2-Fin:	14.78	(41)	4.03				
			Fin:	1:15.37	(50)				4.69	113.19	Avg.:	86.88	
54	RISLER Christina	CAN	Int1:	40.15	(50)	I1-I2:	19.56	(49)	2.32		Sp1:	94.52	(50)
			Int2:	59.71	(50)	I2-Fin:	14.71	(38)	3.15				
			Fin:	1:14.42	(49)				3.74	91.41	Avg.:	87.99	
55	POPKOVA Anastasij	RUS	Int1:	39.43	(39)	I1-I2:	19.74	(51)	1.60		Sp1:	97.29	(37)
			Int2:	59.17	(47)	I2-Fin:	14.79	(42)	2.61				
			Fin:	1:13.96	(45)				3.28	80.67	Avg.:	88.54	

**LEGEND**

**Pos** Intermediate or Speed Position    **Dist(m)** Distance behind the first    **Int2:** Intermediate 2    **Sp1:** Speed Trap 1  
**Avg.** Average Speed for the race    **Int1:** Intermediate 1    **DNF** Did Not Finish    **Fin:** Finish

08-12-2002 / Lake Louise (CAN) / 5758

Page 4/4

Data Processing by SWATCH

www.fis-ski.com

SWATCH Timing


Generation Date: SUN 8 DEC 2002

Time: 11:31 Swatch Internet Time: @813

Document: 77B 1.0



# Audi FIS SKI WORLD CUP



## Audi FIS SKI WORLD CUP AFTER 2nd LADIES SUPER-G SUPER-G FIS WCSL LIST

Number of Competitors: 57				29 NOV 2002 Aspen (USA)		8 DEC 2002 Lake Louise (CAN)			
Rank	FIS Code	Name	Nation	1	2	Base	- X	+ Y = WCSL-SG	
1	205117	GERG Hilde	GER	100	-	400	89	100	411
2	295342	PUTZER Karen	ITA	40	100	252	56	140	336
3	55198	DORFMEISTER Michaela	AUT	36	45	252	56	81	277
4	295136	CECCARELLI Daniela	ITA	24	26	258	57	50	251
5	55212	MEISSNITZER Alexandra	AUT	-	3	298	66	3	235
6	385022	KOSTELIC Janica	CRO	80	36	152	34	116	234
7	536138	CLARK Kirsten L	USA	50	50	139	31	100	208
8	205378	ERTL Martina	GER	32	80	121	27	112	206
8	55069	GOETSCHL Renate	AUT	-	18	242	54	18	206
8	195374	MONTILLET Carole	FRA	18	60	165	37	78	206
11	536473	LALIVE Caroline	USA	29	13	167	37	42	172
12	515098	REY BELLET Corinne	SUI	45	20	116	26	65	155
13	55075	SCHUSTER Stefanie	AUT	-	-	137	30	-	107
13	106056	SIMARD Genevieve	CAN	-	40	86	19	40	107
15	55052	SCHNEIDER Tanja	AUT	11	-	122	27	11	106
16	295588	KOSTNER Isolde	ITA	60	-	58	13	60	105
17	515409	BERTHOD Sylviane	SUI	20	24	72	16	44	100
18	55261	OBERMOSER Brigitte	AUT	7	13	99	22	20	97
18	505083	WIBERG Pernilla	SWE	-	-	125	28	-	97
20	105546	TURGEON Melanie	CAN	13	16	81	18	29	92
21	205119	HALTMAYR Petra	GER	-	-	114	25	-	89
21	536477	MENDES Jonna	USA	26	29	44	10	55	89
23	195503	SUCHET Melanie	FRA	-	-	87	19	-	68
24	55313	ROHREGGER Eveline	AUT	15	10	38	8	25	55
25	295463	BASSIS Patrizia	ITA	6	15	42	9	21	54
26	565037	SUHADOLC Mojca	SLO	22	5	33	7	27	53
27	485062	ZELENSKAJA Warwara	RUS	-	-	67	15	-	52
28	505260	HARGIN Janette	SWE	-	-	60	13	-	47
29	295533	RECCHIA Lucia	ITA	-	22	28	6	22	44
30	195671	JACQUEMOD Ingrid	FRA	16	14	15	3	30	42
31	105997	BRYDON Emily	CAN	-	32	12	3	32	41
32	535529	MONAHAN Kathleen	USA	-	1	41	9	1	33
33	537545	MANCUSO Julia	USA	14	11	9	2	25	32
34	295800	TAGLIABUE Elena	ITA	-	3	32	7	3	28





# Audi FIS SKI WORLD CUP



## Audi FIS SKI WORLD CUP AFTER 2nd LADIES SUPER-G SUPER-G FIS WCSL LIST

				29 NOV 2002 Aspen (USA)					
				8 DEC 2002 Lake Louise (CAN)					
Number of Competitors: 57									
Rank	FIS Code	Name	Nation	1	2	Base	- X	+ Y	= WCSL-SG
35	55290	HEREGGER Selina	AUT	3	-	25	6	3	22
36	55588	RUMPFHUBER Ingrid	AUT	-	-	27	6	-	21
37	495318	RUIZ CASTILLO Carolina	SPA	-	-	26	6	-	20
38	515403	MUELLER Tamara	SUI	5	8	1	-	13	14
39	55539	BERGER Silvia	AUT	13	-	-	-	13	13
40	205392	HAEUSL Regina	GER	10	-	1	-	10	11
40	195868	MEILLEUR Karine	FRA	-	7	5	1	7	11
42	515348	BORGHI Catherine	SUI	-	6	5	1	6	10
42	205820	HUBER Isabelle	GER	-	10	-	-	10	10
44	515429	DUMERMUTH Monika	SUI	9	-	-	-	9	9
44	535505	GERETY Megan	USA	-	-	12	3	-	9
44	537544	KILDOW Lindsey C.	USA	-	-	12	3	-	9
47	505483	PAERSON Anja	SWE	8	-	-	-	8	8
48	205043	BRAUNER Sibylle	GER	-	-	9	2	-	7
49	55622	VIERTHALER Astrid	AUT	-	-	8	2	-	6
50	425022	FJELDAVLIE Merete	NOR	-	-	7	2	-	5
50	515170	STYGER Nadia	SUI	-	5	-	-	5	5
50	55596	WILHELM Kathrin	AUT	5	-	-	-	5	5
53	105859	BOUCHER Sara-Maude	CAN	-	-	4	1	-	3
54	55339	LECHNER Martina	AUT	-	-	3	1	-	2
54	536884	LUDLOW Libby	USA	2	-	-	-	2	2
54	425077	MARKEN Ingeborg Helen	NOR	-	-	3	1	-	2
57	296259	MOELGG Manuela	ITA	1	-	-	-	1	1

### Number of Competitors per Nation until 60th position

AUT : 13	CAN : 4	CRO : 1	FRA : 4	GER : 6	ITA : 7
NOR : 2	RUS : 1	SLO : 1	SPA : 1	SUI : 6	SWE : 3
USA : 8					

#### LEGEND

**Base** Last season WCSL points  
**X** (Base / number of planned races in the current season) \* number of completed races in the current season  
**Y** WC points won in the current season  
**WCSL-SG** World Cup Start List points for Super-G





# Audi FIS SKI WORLD CUP



## Audi FIS SKI WORLD CUP AFTER 2nd LADIES SUPER-G OVERALL FIS WCSL LIST

Number of Competitors: 141

Rank	FIS Code	Name	Nation	WCSL	DH	SL	GS	SG	K
1	55198	DORFMEISTER Michaela	AUT	1341	459 (4)	–	464 (2)	277 (3)	141 (3)
2	385022	KOSTELIC Janica	CRO	1164	54 (35)	462 (3)	234 (12)	234 (6)	180 (2)
3	55069	GOETSCHL Renate	AUT	1037	460 (3)	61 (31)	30 (40)	206 (8)	280 (1)
4	505483	PAERSON Anja	SWE	986	–	550 (2)	428 (3)	8 (47)	–
5	205117	GERG Hilde	GER	958	459 (4)	–	38 (37)	411 (1)	50 (11)
6	515268	NEF Sonja	SUI	932	–	340 (6)	592 (1)	–	–
7	195374	MONTILLET Carole	FRA	747	398 (6)	–	143 (16)	206 (8)	–
8	515098	REY BELLET Corinne	SUI	742	477 (2)	–	110 (21)	155 (12)	–
9	295342	PUTZER Karen	ITA	698	53 (36)	–	309 (6)	336 (2)	–
10	295588	KOSTNER Isolde	ITA	637	504 (1)	–	28 (43)	105 (16)	–
11	55212	MEISSNITZER Alexandra	AUT	601	71 (27)	–	275 (9)	235 (5)	20 (28)
12	195249	PEQUEGNOT Laure	FRA	592	–	592 (1)	–	–	–
13	205378	ERTL Martina	GER	581	59 (31)	218 (12)	38 (37)	206 (8)	60 (10)
14	535825	KOZNICK Kristina	USA	514	–	427 (4)	87 (28)	–	–
15	536138	CLARK Kirsten L	USA	510	241 (10)	–	61 (31)	208 (7)	–
16	505084	NOWEN Ylva	SWE	509	–	302 (7)	207 (14)	–	–
17	185140	POUTIAINEN Tanja	FIN	494	–	271 (9)	223 (13)	–	–
18	295136	CECCARELLI Daniela	ITA	486	156 (15)	–	9 (51)	251 (4)	70 (8)
19	55261	OBERMOSER Brigitte	AUT	470	188 (11)	–	103 (23)	97 (18)	82 (5)
20	515409	BERTHOD Sylviane	SUI	449	349 (7)	–	–	100 (17)	–
21	55290	HEREGGER Selina	AUT	424	249 (8)	–	69 (29)	22 (35)	84 (4)
22	195377	PASCAL Christel	FRA	418	–	375 (5)	43 (35)	–	–
23	536473	LALIVE Caroline	USA	396	184 (12)	–	–	172 (11)	40 (17)
24	425001	FLEMMEN Andrine	NOR	368	–	–	368 (4)	–	–
25	536481	SCHLEPER Sarah	USA	354	–	243 (11)	111 (20)	–	–
26	505187	OTTOSSON Anna	SWE	339	–	81 (25)	258 (10)	–	–
27	195503	SUCHET Melanie	FRA	329	249 (8)	–	12 (49)	68 (23)	–
28	515370	OESTER Marlies	SUI	328	–	248 (10)	30 (40)	–	50 (11)
29	105741	FORSYTH Allison	CAN	327	–	24 (40)	303 (7)	–	–
30	505083	WIBERG Pernilla	SWE	321	176 (13)	–	3 (62)	97 (18)	45 (14)
31	425389	NILSEN Stina Hofgard	NOR	314	–	–	314 (5)	–	–
32	565243	MAZE Tina	SLO	307	–	10 (46)	297 (8)	–	–
33	205636	BERGMANN Monika	GER	287	–	287 (8)	–	–	–
34	55075	SCHUSTER Stefanie	AUT	266	87 (25)	–	6 (56)	107 (13)	66 (9)
35	355002	HEEB-BATLINER Birgit	LIE	248	–	–	248 (11)	–	–
35	55052	SCHNEIDER Tanja	AUT	248	103 (22)	–	39 (36)	106 (15)	–



# Audi FIS SKI WORLD CUP




## Audi FIS SKI WORLD CUP AFTER 2nd LADIES SUPER-G OVERALL FIS WCSL LIST

Number of Competitors: 141

Rank	FIS Code	Name	Nation	WCSL	DH	SL	GS	SG	K
37	495065	RIENDA CONTRERAS M.	SPA	244	–	39 (36)	205 (15)	–	–
38	106056	SIMARD Genevieve	CAN	243	–	10 (46)	90 (27)	107 (13)	36 (20)
39	515348	BORGHI Catherine	SUI	237	148 (16)	–	–	10 (42)	79 (7)
40	105546	TURGEON Melanie	CAN	231	139 (17)	–	–	92 (20)	–
41	55590	SCHILD Marlies	AUT	212	–	212 (13)	–	–	–
42	205119	HALTMAYR Petra	GER	208	68 (28)	–	15 (47)	89 (21)	36 (20)
43	536477	MENDES Jonna	USA	191	102 (23)	–	–	89 (21)	–
44	505260	HARGIN Janette	SWE	188	12 (49)	22 (41)	27 (44)	47 (28)	80 (6)
45	55690	HOSP Nicole	AUT	184	–	82 (24)	102 (24)	–	–
46	55313	ROHREGGER Eveline	AUT	181	–	–	126 (18)	55 (24)	–
47	425051	ROGNMO–BAKKE Trine	NOR	176	–	176 (14)	–	–	–
48	55302	EGGER Sabine	AUT	175	–	175 (15)	–	–	–
49	425077	MARKEN Ingeborg Helen	NOR	172	170 (14)	–	–	2 (54)	–
50	195215	VIDAL Vanessa	FRA	165	–	165 (16)	–	–	–
51	295435	GIUS Nicole	ITA	164	–	104 (22)	60 (32)	–	–
52	565037	SUHADOLC Mojca	SLO	162	109 (19)	–	–	53 (26)	–
53	565109	DOVZAN Alenka	SLO	150	–	48 (34)	102 (24)	–	–
53	195671	JACQUEMOD Ingrid	FRA	150	108 (20)	–	–	42 (30)	–
55	205392	HAEUSL Regina	GER	147	136 (18)	–	–	11 (40)	–
56	515095	KUMMER Lilian	SUI	142	–	–	142 (17)	–	–
57	537545	MANCUSO Julia	USA	139	57 (32)	6 (54)	–	32 (33)	44 (16)
58	295463	BASSIS Patrizia	ITA	138	84 (26)	–	–	54 (25)	–
58	565097	PRETNAR Spela	SLO	138	–	119 (20)	19 (46)	–	–
60	55388	RAICH Carina	AUT	129	–	129 (17)	–	–	–
61	105997	BRYDON Emily	CAN	126	56 (33)	–	–	41 (31)	29 (22)
62	185058	RAITA Henna	FIN	123	–	123 (18)	–	–	–
63	55539	BERGER Silvia	AUT	120	–	–	107 (22)	13 (39)	–
63	515092	GRUENENFELDER Corina	SUI	120	–	120 (19)	–	–	–
65	55691	SPONRING Christine	AUT	119	2 (60)	107 (21)	10 (50)	–	–
66	515573	AUFDENBLATTEN Fraenzi	SUI	116	–	–	116 (19)	–	–
67	205820	HUBER Isabelle	GER	112	56 (33)	–	–	10 (42)	46 (13)
68	295533	RECCHIA Lucia	ITA	111	67 (29)	–	–	44 (29)	–
69	535505	GERETY Megan	USA	109	100 (24)	–	–	9 (44)	–
70	106022	JANYK Britt	CAN	108	–	18 (43)	45 (34)	–	45 (14)
71	535503	STREET Picabo	USA	106	106 (21)	–	–	–	–
72	295738	BACHMANN Silke	ITA	101	–	6 (54)	95 (26)	–	–



# Audi FIS SKI WORLD CUP



## Audi FIS SKI WORLD CUP AFTER 2nd LADIES SUPER-G OVERALL FIS WCSL LIST

Number of Competitors: 141

Rank	FIS Code	Name	Nation	WCSL	DH	SL	GS	SG	K
73	485062	<b>ZELENSKAJA</b> Warwara	RUS	<b>96</b>	44 (37)	-	-	52 (27)	-
74	295800	<b>TAGLIABUE</b> Elena	ITA	<b>92</b>	40 (40)	-	-	28 (34)	24 (26)
75	425359	<b>BERNTSEN</b> Hedda	NOR	<b>90</b>	-	90 (23)	-	-	-
76	55588	<b>RUMPFHUBER</b> Ingrid	AUT	<b>88</b>	67 (29)	-	-	21 (36)	-
77	205115	<b>GERG</b> Annemarie	GER	<b>82</b>	-	77 (27)	5 (59)	-	-
78	565004	<b>BOKAL</b> Natasa	SLO	<b>80</b>	-	80 (26)	-	-	-
79	55622	<b>VIERTHALER</b> Astrid	AUT	<b>73</b>	38 (41)	-	-	6 (49)	29 (22)
80	705287	<b>ZUZULOVA</b> Veronika	SVK	<b>71</b>	-	71 (28)	-	-	-
81	295927	<b>PLANATSCHER</b> Maddalena	ITA	<b>70</b>	-	6 (54)	64 (30)	-	-
82	505271	<b>EKMAN</b> Susanne	SWE	<b>67</b>	-	67 (29)	-	-	-
83	295559	<b>BIAVASCHI</b> Elisabetta	ITA	<b>66</b>	-	66 (30)	-	-	-
84	535529	<b>MONAHAN</b> Kathleen	USA	<b>65</b>	32 (44)	-	-	33 (32)	-
85	295445	<b>KARBON</b> Denise	ITA	<b>64</b>	-	10 (46)	54 (33)	-	-
86	537544	<b>KILDOW</b> Lindsey C.	USA	<b>61</b>	12 (49)	-	-	9 (44)	40 (17)
87	415069	<b>RIEGLER</b> Claudia	NZE	<b>58</b>	-	58 (32)	-	-	-
88	515403	<b>MUELLER</b> Tamara	SUI	<b>57</b>	43 (38)	-	-	14 (38)	-
89	565207	<b>DABIC</b> Lea	SLO	<b>56</b>	-	56 (33)	-	-	-
90	205043	<b>BRAUNER</b> Sibylle	GER	<b>44</b>	37 (42)	-	-	7 (48)	-
90	385027	<b>FLEISS</b> Nika	CRO	<b>44</b>	-	44 (35)	-	-	-
92	105662	<b>LEFRANCOIS</b> Anne Marie	CAN	<b>41</b>	41 (39)	-	-	-	-
92	206001	<b>RIESCH</b> Maria	GER	<b>41</b>	24 (46)	8 (51)	9 (51)	-	-
94	305287	<b>HIROI</b> Noriyo	JPN	<b>39</b>	-	39 (36)	-	-	-
94	55596	<b>WILHELM</b> Kathrin	AUT	<b>39</b>	34 (43)	-	-	5 (50)	-
96	45053	<b>JONES</b> Alice	AUS	<b>38</b>	-	-	-	-	38 (19)
96	45002	<b>STEGGALL</b> Zali	AUS	<b>38</b>	-	38 (38)	-	-	-
98	195868	<b>MEILLEUR</b> Karine	FRA	<b>37</b>	26 (45)	-	-	11 (40)	-
99	505632	<b>LINDELL-VIKARBY</b> Jessica	SWE	<b>36</b>	-	-	36 (39)	-	-
100	45071	<b>OWENS</b> Jenny	AUS	<b>32</b>	3 (56)	-	-	-	29 (22)
101	105859	<b>BOUCHER</b> Sara-Maude	CAN	<b>31</b>	2 (60)	-	-	3 (53)	26 (25)
102	295807	<b>VIERIN</b> Sonia	ITA	<b>29</b>	-	-	29 (42)	-	-
103	105903	<b>PRCHAL</b> Anna	CAN	<b>28</b>	-	-	6 (56)	-	22 (27)
104	55759	<b>KIRCHGASSER</b> Michaela	AUT	<b>26</b>	-	26 (39)	-	-	-
104	195291	<b>PELLAT-FINET</b> Caroline	FRA	<b>26</b>	-	-	26 (45)	-	-
106	495318	<b>RUIZ CASTILLO</b> Carolina	SPA	<b>24</b>	-	-	4 (61)	20 (37)	-
107	55136	<b>KOELLERER</b> Karin	AUT	<b>21</b>	-	21 (42)	-	-	-
108	565136	<b>BRACUN</b> Spela	SLO	<b>20</b>	20 (47)	-	-	-	-





# Audi FIS SKI WORLD CUP



## Audi FIS SKI WORLD CUP AFTER 2nd LADIES SUPER-G OVERALL FIS WCSL LIST

Number of Competitors: 141

Rank	FIS Code	Name	Nation	WCSL	DH	SL	GS	SG	K
109	225206	ALCOTT Chimene	GBR	18	-	-	-	-	18 (29)
110	185118	KAIEYHKOE Pia	FIN	15	-	-	-	-	15 (30)
110	355020	SCHAEDLER Tamara	LIE	15	-	-	-	-	15 (30)
112	495107	GALINDO SANTOLARIA Ana	SPA	14	-	-	14 (48)	-	-
113	295265	CERESA Annalisa	ITA	13	-	13 (44)	-	-	-
113	536479	POWERS Alison	USA	13	13 (48)	-	-	-	-
115	515429	DUMERMUTH Monika	SUI	12	3 (56)	-	-	9 (44)	-
116	55383	BLASER Karin	AUT	11	11 (51)	-	-	-	-
116	225018	CARRICK-ANDERSON Emma	GBR	11	-	11 (45)	-	-	-
116	536884	LUDLOW Libby	USA	11	9 (53)	-	-	2 (54)	-
119	505396	HARGIN Christine	SWE	10	-	10 (46)	-	-	-
119	515496	IMLIG Corinne	SUI	10	10 (52)	-	-	-	-
119	295449	KLEON Barbara	ITA	10	5 (55)	-	5 (59)	-	-
119	425458	VIKEN Line	NOR	10	-	10 (46)	-	-	-
123	195273	SEKINO Fujiko	FRA	9	-	-	9 (51)	-	-
124	515534	DICHT Erika	SUI	8	-	-	8 (54)	-	-
124	385032	JELUSIC Ana	CRO	8	-	-	8 (54)	-	-
124	515170	STYGER Nadia	SUI	8	3 (56)	-	-	5 (50)	-
124	55359	TRUPPE Karin	AUT	8	-	8 (51)	-	-	-
128	205716	HUBER-BRANDT Marina	GER	7	-	7 (53)	-	-	-
129	155333	HRSTKOVA Lucie	CZE	6	-	-	6 (56)	-	-
129	537446	MCCARTY Bryna	USA	6	6 (54)	-	-	-	-
129	205736	WOLF Stefanie	GER	6	-	6 (54)	-	-	-
132	425022	FJELDAVLIE Merete	NOR	5	-	-	-	5 (50)	-
132	55544	KNOR Petra	AUT	5	-	5 (58)	-	-	-
134	296008	MERIGHETTI Daniela	ITA	3	-	3 (59)	-	-	-
134	55538	WIRTH Katja	AUT	3	3 (56)	-	-	-	-
136	485217	ALIEVA Olesja	RUS	2	-	-	2 (63)	-	-
136	515478	ALPIGER Ella	SUI	2	2 (60)	-	-	-	-
136	55339	LECHNER Martina	AUT	2	-	-	-	2 (54)	-
136	515560	SCHILD Martina	SUI	2	2 (60)	-	-	-	-
136	155047	ZAKOURILOVA Petra	CZE	2	-	2 (60)	-	-	-
141	296259	MOELGG Manuela	ITA	1	-	-	-	1 (57)	-

<b>LEGEND</b>	<b>GS</b> Giant Slalom points	<b>SG</b> Super-G points	<b>DH</b> Downhill points	<b>WCSL</b> Overall points	<b>SL</b> Slalom points
	<b>K</b> Combined points				







# Audi FIS SKI WORLD CUP




## Audi FIS SKI WORLD CUP AFTER 2nd LADIES SUPER-G SUPER-G FIS WORLD CUP STANDINGS

Number of Competitors: 41				29 NOV 2002 Aspen (USA)		8 DEC 2002 Lake Louise (CAN)	
Rank	FIS Code	Name	Nation	1	2	WC-SG	Diff.
1	295342	PUTZER Karen	ITA	40	100	140	
2	385022	KOSTELIC Janica	CRO	80	36	116	- 24
3	205378	ERTL Martina	GER	32	80	112	- 28
4	536138	CLARK Kirsten L	USA	50	50	100	- 40
4	205117	GERG Hilde	GER	100	-	100	- 40
6	55198	DORFMEISTER Michaela	AUT	36	45	81	- 59
7	195374	MONTILLET Carole	FRA	18	60	78	- 62
8	515098	REY BELLET Corinne	SUI	45	20	65	- 75
9	295588	KOSTNER Isolde	ITA	60	-	60	- 80
10	536477	MENDES Jonna	USA	26	29	55	- 85
11	295136	CECCARELLI Daniela	ITA	24	26	50	- 90
12	515409	BERTHOD Sylviane	SUI	20	24	44	- 96
13	536473	LALIVE Caroline	USA	29	13	42	- 98
14	106056	SIMARD Genevieve	CAN	-	40	40	- 100
15	105997	BRYDON Emily	CAN	-	32	32	- 108
16	195671	JACQUEMOD Ingrid	FRA	16	14	30	- 110
17	105546	TURGEON Melanie	CAN	13	16	29	- 111
18	565037	SUHADOLC Mojca	SLO	22	5	27	- 113
19	537545	MANCUSO Julia	USA	14	11	25	- 115
19	55313	ROHREGGER Eveline	AUT	15	10	25	- 115
21	295533	RECCHIA Lucia	ITA	-	22	22	- 118
22	295463	BASSIS Patrizia	ITA	6	15	21	- 119
23	55261	OBERMOSER Brigitte	AUT	7	13	20	- 120
24	55069	GOETSCHL Renate	AUT	-	18	18	- 122
25	55539	BERGER Silvia	AUT	13	-	13	- 127
25	515403	MUELLER Tamara	SUI	5	8	13	- 127
27	55052	SCHNEIDER Tanja	AUT	11	-	11	- 129
28	205392	HAEUSL Regina	GER	10	-	10	- 130
28	205820	HUBER Isabelle	GER	-	10	10	- 130
30	515429	DUMERMUTH Monika	SUI	9	-	9	- 131
31	505483	PAERSON Anja	SWE	8	-	8	- 132
32	195868	MEILLEUR Karine	FRA	-	7	7	- 133
33	515348	BORGHI Catherine	SUI	-	6	6	- 134
34	515170	STYGER Nadia	SUI	-	5	5	- 135



# Audi FIS SKI WORLD CUP



---

## Audi FIS SKI WORLD CUP AFTER 2nd LADIES SUPER-G SUPER-G FIS WORLD CUP STANDINGS

---

Number of Competitors: 41

Rank	FIS Code	Name	Nation	29 NOV 2002 Aspen (USA)		8 DEC 2002 Lake Louise (CAN)		WC-SG Diff.
				1	2	1	2	
34	55596	WILHELM Kathrin	AUT	5	-	5	-	135
36	55290	HEREGGER Selina	AUT	3	-	3	-	137
36	55212	MEISSNITZER Alexandra	AUT	-	3	3	-	137
36	295800	TAGLIABUE Elena	ITA	-	3	3	-	137
39	536884	LUDLOW Libby	USA	2	-	2	-	138
40	296259	MOELGG Manuela	ITA	1	-	1	-	139
40	535529	MONAHAN Kathleen	USA	-	1	1	-	139

**LEGEND****WC-SG** World Cup points for Super-G **Diff.** Points Difference

08-12-2002 / Lake Louise (CAN) / 5758

Page 2/2

[www.fis-ski.com](http://www.fis-ski.com)


Generation Date: SUN 8 DEC 2002

Time: 11:31 Swatch Internet Time: @813

Document: 25 1.0



# Audi FIS SKI WORLD CUP



## Audi FIS SKI WORLD CUP AFTER 2nd LADIES SUPER-G OVERALL FIS WORLD CUP STANDINGS

Number of Competitors: 95

Rank	FIS Code	Name	Nation	Points	DH 2 races	SL 2 races	GS 2 races	SG 2 races	K
1	385022	KOSTELIC Janica	CRO	422	42 (13)	180 (1)	84 (6)	116 (2)	-
2	195374	MONTILLET Carole	FRA	294	180 (1)	-	36 (13)	78 (7)	-
3	205378	ERTL Martina	GER	238	46 (12)	56 (9)	24 (24)	112 (3)	-
4	536138	CLARK Kirsten L	USA	228	105 (3)	-	23 (25)	100 (4)	-
5	205117	GERG Hilde	GER	214	100 (4)	-	14 (31)	100 (4)	-
6	295342	PUTZER Karen	ITA	207	38 (16)	-	29 (18)	140 (1)	-
7	505483	PAERSON Anja	SWE	202	-	118 (3)	76 (8)	8 (31)	-
8	515098	REY BELLET Corinne	SUI	185	120 (2)	-	-	65 (8)	-
9	55198	DORFMEISTER Michaela	AUT	182	72 (6)	-	29 (18)	81 (6)	-
9	55690	HOSP Nicole	AUT	182	-	82 (6)	100 (1)	-	-
11	515268	NEF Sonja	SUI	161	-	76 (7)	85 (5)	-	-
12	55212	MEISSNITZER Alexandra	AUT	144	61 (7)	-	80 (7)	3 (36)	-
13	195377	PASCAL Christel	FRA	138	-	125 (2)	13 (32)	-	-
14	55069	GOETSCHL Renate	AUT	114	96 (5)	-	-	18 (24)	-
15	55590	SCHILD Marlies	AUT	105	-	105 (4)	-	-	-
16	425001	FLEMMEN Andrine	NOR	100	-	-	100 (1)	-	-
16	355002	HEEB-BATLINER Birgit	LIE	100	-	-	100 (1)	-	-
16	565243	MAZE Tina	SLO	100	-	-	100 (1)	-	-
19	505187	OTTOSSON Anna	SWE	97	-	37 (14)	60 (9)	-	-
20	515409	BERTHOD Sylviane	SUI	96	52 (8)	-	-	44 (12)	-
20	536477	MENDES Jonna	USA	96	41 (14)	-	-	55 (10)	-
22	536473	LALIVE Caroline	USA	92	50 (11)	-	-	42 (13)	-
23	295435	GIUS Nicole	ITA	91	-	65 (8)	26 (22)	-	-
24	55302	EGGER Sabine	AUT	86	-	86 (5)	-	-	-
25	195671	JACQUEMOD Ingrid	FRA	82	52 (8)	-	-	30 (16)	-
26	565037	SUHADOLC Mojca	SLO	79	52 (8)	-	-	27 (18)	-
27	495065	RIENDA CONTRERAS M.	SPA	66	-	7 (30)	59 (10)	-	-
28	55539	BERGER Silvia	AUT	61	-	-	48 (12)	13 (25)	-
29	295588	KOSTNER Isolde	ITA	60	-	-	-	60 (9)	-
29	536481	SCHLEPER Sarah	USA	60	-	40 (12)	20 (26)	-	-
29	106056	SIMARD Genevieve	CAN	60	-	-	20 (26)	40 (14)	-
32	295136	CECCARELLI Daniela	ITA	59	-	-	9 (34)	50 (11)	-
32	185140	POUTIAINEN Tanja	FIN	59	-	30 (17)	29 (18)	-	-
34	55313	ROHREGGER Eveline	AUT	57	-	-	32 (15)	25 (19)	-
35	515370	OESTER Marlies	SUI	55	-	39 (13)	16 (29)	-	-
36	515403	MUELLER Tamara	SUI	54	41 (14)	-	-	13 (25)	-

08-12-2002 / Lake Louise (CAN) / 5758

Page 1/3

[www.fis-ski.com](http://www.fis-ski.com)

Generation Date: SUN 8 DEC 2002

Time: 11:31 Swatch Internet Time: @813

Document: 25 1.0

swatch® 



# Audi FIS SKI WORLD CUP



## Audi FIS SKI WORLD CUP AFTER 2nd LADIES SUPER-G OVERALL FIS WORLD CUP STANDINGS

Number of Competitors: 95

Rank	FIS Code	Name	Nation	Points	DH 2 races	SL 2 races	GS 2 races	SG 2 races	K
37	537545	MANCUSO Julia	USA	51	20 (23)	6 (32)	–	25 (19)	–
38	425389	NILSEN Stina Hofgard	NOR	50	–	–	50 (11)	–	–
38	195249	PEQUEGNOT Laure	FRA	50	–	50 (10)	–	–	–
40	105546	TURGEON Melanie	CAN	47	18 (24)	–	–	29 (17)	–
41	205392	HAEUSL Regina	GER	46	36 (17)	–	–	10 (28)	–
42	205636	BERGMANN Monika	GER	44	–	44 (11)	–	–	–
43	205820	HUBER Isabelle	GER	43	33 (19)	–	–	10 (28)	–
44	55261	OBERMOSER Brigitte	AUT	40	–	–	20 (26)	20 (23)	–
45	55596	WILHELM Kathrin	AUT	39	34 (18)	–	–	5 (34)	–
46	505632	LINDELL-VIKARBY Jessica	SWE	36	–	–	36 (13)	–	–
47	425051	ROGNMO-BAKKE Trine	NOR	34	–	34 (15)	–	–	–
48	106022	JANYK Britt	CAN	33	–	7 (30)	26 (22)	–	–
49	105997	BRYDON Emily	CAN	32	–	–	–	32 (15)	–
49	565109	DOVZAN Alenka	SLO	32	–	–	32 (15)	–	–
49	505271	EKMAN Susanne	SWE	32	–	32 (16)	–	–	–
49	105741	FORSYTH Allison	CAN	32	–	–	32 (15)	–	–
53	295463	BASSIS Patrizia	ITA	30	9 (27)	–	–	21 (22)	–
53	515348	BORGI Catherine	SUI	30	24 (20)	–	–	6 (33)	–
55	515573	AUFDENBLATTEN Fraenzi	SUI	29	–	–	29 (18)	–	–
55	195868	MEILLEUR Karine	FRA	29	22 (22)	–	–	7 (32)	–
57	205115	GERG Annemarie	GER	27	–	27 (18)	–	–	–
58	385027	FLEISS Nika	CRO	26	–	26 (19)	–	–	–
59	535825	KOZNICK Kristina	USA	25	–	13 (24)	12 (33)	–	–
60	295533	RECCHIA Lucia	ITA	24	2 (35)	–	–	22 (21)	–
60	206001	RIESCH Maria	GER	24	24 (20)	–	–	–	–
62	565207	DABIC Lea	SLO	23	–	23 (20)	–	–	–
63	565097	PRETNAR Spela	SLO	20	–	18 (22)	2 (40)	–	–
63	415069	RIEGLER Claudia	NZE	20	–	20 (21)	–	–	–
65	515092	GRUENENFELDER Corina	SUI	18	–	18 (22)	–	–	–
66	55052	SCHNEIDER Tanja	AUT	17	–	–	6 (37)	11 (27)	–
67	535529	MONAHAN Kathleen	USA	15	14 (25)	–	–	1 (40)	–
67	295927	PLANATSCHER Maddalena	ITA	15	–	–	15 (30)	–	–
69	295265	CERESA Annalisa	ITA	13	–	13 (24)	–	–	–
70	55290	HEREGGER Selina	AUT	12	9 (27)	–	–	3 (36)	–
70	55691	SPONRING Christine	AUT	12	–	12 (26)	–	–	–
72	55383	BLASER Karin	AUT	11	11 (26)	–	–	–	–





# Audi FIS SKI WORLD CUP



## Audi FIS SKI WORLD CUP AFTER 2nd LADIES SUPER-G OVERALL FIS WORLD CUP STANDINGS

Number of Competitors: 95

Rank	FIS Code	Name	Nation	Points	DH	SL	GS	SG	K
					2 races	2 races	2 races	2 races	
72	536884	LUDLOW Libby	USA	11	9 (27)	–	–	2 (39)	–
74	565004	BOKAL Natasa	SLO	10	–	10 (27)	–	–	–
74	515429	DUMERMUTH Monika	SUI	10	1 (36)	–	–	9 (30)	–
76	225018	CARRICK-ANDERSON Emma	GBR	9	–	9 (28)	–	–	–
77	515534	DICHT Erika	SUI	8	–	–	8 (35)	–	–
77	385032	JELUSIC Ana	CRO	8	–	–	8 (35)	–	–
77	185058	RAITA Henna	FIN	8	–	8 (29)	–	–	–
77	515170	STYGER Nadia	SUI	8	3 (34)	–	–	5 (34)	–
81	515496	IMLIG Corinne	SUI	7	7 (30)	–	–	–	–
82	537446	MCCARTY Bryna	USA	6	6 (31)	–	–	–	–
82	55388	RAICH Carina	AUT	6	–	6 (32)	–	–	–
82	55588	RUMPFHUBER Ingrid	AUT	6	6 (31)	–	–	–	–
85	195215	VIDAL Vanessa	FRA	5	–	5 (34)	–	–	–
86	425359	BERNTSEN Hedda	NOR	4	–	4 (35)	–	–	–
86	565136	BRACUN Spela	SLO	4	4 (33)	–	–	–	–
86	495318	RUIZ CASTILLO Carolina	SPA	4	–	–	4 (38)	–	–
89	495107	GALINDO SANTOLARIA Ana	SPA	3	–	–	3 (39)	–	–
89	296008	MERIGHETTI Daniela	ITA	3	–	3 (36)	–	–	–
89	295800	TAGLIABUE Elena	ITA	3	–	–	–	3 (36)	–
89	425458	VIKEN Line	NOR	3	–	3 (36)	–	–	–
93	485217	ALIEVA Olesja	RUS	2	–	–	2 (40)	–	–
94	296259	MOELGG Manuela	ITA	1	–	–	–	1 (40)	–
94	55538	WIRTH Katja	AUT	1	1 (36)	–	–	–	–

**LEGEND**

**GS** Giant Slalom points    **SG** Super-G points    **DH** Downhill points    **Points** Overall points    **SL** Slalom points  
**K** Combined points





# Audi FIS SKI WORLD CUP



---

## Audi FIS SKI WORLD CUP AFTER 2nd LADIES SUPER-G WOMEN FIS NATION CUP


---

Number of Nations: 17

Place	Nation	Points	Diff.	DH	SL	GS	SG	K
1	AUT <b>Austria</b>	<b>1075</b>		290	291	315	179	-
2	SUI <b>Switzerland</b>	<b>661</b>	- 414	248	133	138	142	-
3	GER <b>Germany</b>	<b>636</b>	- 439	239	127	38	232	-
4	FRA <b>France</b>	<b>598</b>	- 477	254	180	49	115	-
5	USA <b>United States of America</b>	<b>584</b>	- 491	245	59	55	225	-
6	ITA <b>Italy</b>	<b>506</b>	- 569	49	81	79	297	-
7	CRO <b>Croatia</b>	<b>456</b>	- 619	42	206	92	116	-
8	SWE <b>Sweden</b>	<b>367</b>	- 708	-	187	172	8	-
9	SLO <b>Slovenia</b>	<b>268</b>	- 807	56	51	134	27	-
10	CAN <b>Canada</b>	<b>204</b>	- 871	18	7	78	101	-
11	NOR <b>Norway</b>	<b>191</b>	- 884	-	41	150	-	-
12	LIE <b>Liechtenstein</b>	<b>100</b>	- 975	-	-	100	-	-
13	ESP <b>Spain</b>	<b>73</b>	- 1002	-	7	66	-	-
14	FIN <b>Finland</b>	<b>67</b>	- 1008	-	38	29	-	-
15	NZL <b>New Zealand</b>	<b>20</b>	- 1055	-	20	-	-	-
16	GBR <b>Great Britain</b>	<b>9</b>	- 1066	-	9	-	-	-
17	RUS <b>Russian Federation</b>	<b>2</b>	- 1073	-	-	2	-	-



# Audi FIS SKI WORLD CUP



## Audi FIS SKI WORLD CUP AFTER 2nd LADIES SUPER-G FIS OVERALL NATION CUP

Number of Nations: 18

Place	Nation	Overall			DH Points			SL Points			GS Points			SG Points			K Points		
		M+W	M	W	M+W	M	W	M+W	M	W	M+W	M	W	M+W	M	W	M+W	M	W
1	AUT	2914	1839	1075	1062	772	290	591	300	291	784	469	315	477	298	179	-	-	-
2	SUI	1344	683	661	455	207	248	162	29	133	439	301	138	288	146	142	-	-	-
3	USA	974	390	584	428	183	245	109	50	59	158	103	55	279	54	225	-	-	-
4	FRA	973	375	598	306	52	254	305	125	180	205	156	49	157	42	115	-	-	-
5	ITA	780	274	506	94	45	49	94	13	81	247	168	79	345	48	297	-	-	-
6	GER	636	-	636	239	-	239	127	-	127	38	-	38	232	-	232	-	-	-
7	NOR	550	359	191	121	121	-	113	72	41	227	77	150	89	89	-	-	-	-
8	CRO	479	23	456	42	-	42	224	18	206	97	5	92	116	-	116	-	-	-
9	SWE	464	97	367	2	2	-	202	15	187	252	80	172	8	-	8	-	-	-
10	SLO	384	116	268	74	18	56	118	67	51	162	28	134	30	3	27	-	-	-
11	CAN	257	53	204	18	-	18	23	16	7	115	37	78	101	-	101	-	-	-
12	LIE	185	85	100	33	33	-	-	-	-	112	12	100	40	40	-	-	-	-
13	FIN	84	17	67	-	-	-	49	11	38	35	6	29	-	-	-	-	-	-
14	ESP	73	-	73	-	-	-	7	-	7	66	-	66	-	-	-	-	-	-
15	NZL	20	-	20	-	-	-	20	-	20	-	-	-	-	-	-	-	-	-
16	GBR	9	-	9	-	-	-	9	-	9	-	-	-	-	-	-	-	-	-
17	AUS	8	8	-	8	8	-	-	-	-	-	-	-	-	-	-	-	-	-
18	RUS	2	-	2	-	-	-	-	-	-	2	-	2	-	-	-	-	-	-