



AUDI FIS SKI WORLD CUP

3rd LADIES SUPER-G

LIST OF COMPETITORS BY FIS POINTS



Number of Competitors: 58

FIS Code	Name	Nation	FIS Points
55212	MEISSNITZER Alexandra	AUT	1.66
295136	CECCARELLI Daniela	ITA	2.31
55198	DORFMEISTER Michaela	AUT	2.41
295342	PUTZER Karen	ITA	2.41
55069	GOETSCHL Renate	AUT	2.57
536473	LALIVE Caroline	USA	3.79
195374	MONTILLET Carole	FRA	3.83
385022	KOSTELIC Janica	CRO	4.04
536138	CLARK Kirsten L	USA	4.25
55052	SCHNEIDER Tanja	AUT	4.53
205378	ERTL Martina	GER	4.54
515098	REY BELLET Corinne	SUI	4.62
205119	HALTMAYR Petra	GER	4.66
55261	OBERMOSER Brigitte	AUT	4.90
106056	SIMARD Genevieve	CAN	5.11
105546	TURGEON Melanie	CAN	5.19
515409	BERTHOD Sylviane	SUI	5.34
505260	HARGIN Janette	SWE	5.53
536477	MENDES Jonna	USA	5.79
295463	BASSIS Patrizia	ITA	5.83
535529	MONAHAN Kathleen	USA	5.84
55313	ROHREGGER Eveline	AUT	5.89
565037	SUHADOLC Mojca	SLO	5.97
295800	TAGLIABUE Elena	ITA	5.99
105997	BRYDON Emily	CAN	6.00
537545	MANCUSO Julia	USA	10.28
55596	WILHELM Kathrin	AUT	10.42
195671	JACQUEMOD Ingrid	FRA	14.33
515403	MUELLER Tamara	SUI	14.42
55538	WIRTH Katja	AUT	14.81
515560	SCHILD Martina	SUI	17.32
295533	RECCHIA Lucia	ITA	18.59
55339	LECHNER Martina	AUT	19.87
495318	RUIZ CASTILLO Carolina	SPA	20.31
515429	DUMERMUTH Monika	SUI	20.38
55290	HEREGGER Selina	AUT	21.11



AUDI FIS SKI WORLD CUP
3rd LADIES SUPER-G
LIST OF COMPETITORS BY FIS POINTS



Number of Competitors: 58

FIS Code	Name	Nation	FIS Points
55539	BERGER Silvia	AUT	22.17
296217	COLETTI Alexandra	ITA	22.68
515348	BORGHI Catherine	SUI	24.53
195868	MEILLEUR Karine	FRA	25.98
515166	PIEREN Tanja	SUI	26.14
205820	HUBER Isabelle	GER	27.36
536884	LUDLOW Libby	USA	28.58
515573	AUFDENBLATTEN Fraenzi	SUI	30.22
515170	STYGER Nadia	SUI	30.55
195273	SEKINO Fujiko	FRA	30.82
205392	HAEUSL Regina	GER	31.15
485217	ALIEVA Olesja	RUS	33.88
106402	VANDERBEEK Kelly	CAN	34.45
195920	GIVELET Anne-Laure	FRA	35.34
106593	SPLAWINSKI Sophie	CAN	36.78
45071	OWENS Jenny	AUS	38.14
485314	POPKOVA Anastasij	RUS	40.45
296259	MOELGG Manuela	ITA	42.42
205823	KOLIER Alexandra	GER	56.24
296008	MERIGHETTI Daniela	ITA	58.82
505483	PAERSON Anja	SWE	60.33
505187	OTTOSSON Anna	SWE	84.77

**AUDI FIS SKI WORLD CUP**

3rd LADIES SUPER-G

ALPHABETICAL LIST OF COMPETITORS

Number of Competitors: 58

Nation	FIS Code	Name	FIS Points (October 2002 List)							
			DH		SL		GS		SG	
AUS	45071	OWENS Jenny	14.44	(48)	38.11	(227)	33.24	(209)	38.14	(112)
AUT	55539	BERGER Silvia	24.48	(73)	55.13	(457)	5.85	(28)	22.17	(53)
	55198	DORFMEISTER Michaela	1.56	(2)	33.28	(179)	0.94	(2)	2.41	(4)
	55069	GOETSCHL Renate	1.87	(3)	5.73	(26)	10.80	(38)	2.57	(6)
	55290	HEREGGER Selina	3.54	(8)	46.45	(331)	5.73	(27)	21.11	(50)
	55339	LECHNER Martina	34.01	(97)	50.01	(381)	11.28	(41)	19.87	(45)
	55212	MEISSNITZER Alexandra	16.65	(56)	63.90	(590)	4.08	(11)	1.66	(2)
	55261	OBERMOSER Brigitte	4.22	(10)	63.16	(580)	5.54	(23)	4.90	(17)
	55313	ROHREGGER Eveline	40.30	(114)	32.00	(169)	5.40	(20)	5.89	(28)
	55052	SCHNEIDER Tanja	5.37	(19)	–		7.84	(33)	4.53	(13)
	55596	WILHELM Kathrin	16.01	(51)	52.83	(430)	18.68	(83)	10.42	(34)
	55538	WIRTH Katja	17.10	(58)	39.57	(250)	22.90	(121)	14.81	(39)
CAN	105997	BRYDON Emily	5.99	(29)	13.48	(45)	26.57	(157)	6.00	(31)
	106056	SIMARD Genevieve	32.32	(95)	12.39	(42)	5.71	(25)	5.11	(19)
	106593	SPLAWINSKI Sophie	43.19	(127)	32.80	(176)	22.46	(117)	36.78	(108)
	105546	TURGEON Melanie	5.13	(17)	60.71	(539)	71.82	(807)	5.19	(20)
	106402	VANDERBEEK Kelly	33.75	(96)	36.29	(207)	14.89	(61)	34.45	(97)
CRO	385022	KOSTELIC Janica	11.51	(39)	3.10	(5)	4.67	(13)	4.04	(9)
FRA	195920	GIVELET Anne-Laure	39.45	(110)	59.32	(517)	44.07	(342)	35.34	(100)
	195671	JACQUEMOD Ingrid	5.99	(29)	104.80	(1357)	20.85	(99)	14.33	(37)
	195868	MEILLEUR Karine	21.47	(68)	143.50	(1938)	60.75	(593)	25.98	(64)
	195374	MONTILLET Carole	3.83	(9)	174.08	(2291)	5.23	(18)	3.83	(8)
	195273	SEKINO Fujiko	27.29	(81)	140.50	(1890)	14.82	(57)	30.82	(86)
GER	205378	ERTL Martina	16.01	(51)	4.53	(12)	13.43	(55)	4.54	(14)
	205392	HAEUSL Regina	5.41	(20)	164.38	(2192)	60.40	(588)	31.15	(88)
	205119	HALTMAYR Petra	5.82	(24)	47.62	(346)	17.30	(72)	4.66	(16)
	205820	HUBER Isabelle	12.77	(44)	51.70	(412)	46.20	(371)	27.36	(70)
	205823	KOLIER Alexandra	44.10	(131)	51.44	(404)	22.16	(112)	56.24	(216)
ITA	295463	BASSIS Patrizia	5.73	(23)	118.25	(1576)	52.97	(469)	5.83	(26)
	295136	CECCARELLI Daniela	4.65	(13)	71.47	(730)	17.57	(75)	2.31	(3)



AUDI FIS SKI WORLD CUP
3rd LADIES SUPER-G
ALPHABETICAL LIST OF COMPETITORS



Number of Competitors: 58

Nation	FIS Code	Name	FIS Points (October 2002 List)				
			DH	SL	GS	SG	
ITA	296217	COLETTI Alexandra	25.39 (79)	65.02 (617)	25.23 (142)	22.68 (55)	
	296008	MERIGHETTI Daniela	153.29 (581)	23.93 (100)	14.97 (62)	58.82 (229)	
	296259	MOELGG Manuela	47.14 (141)	17.88 (66)	12.23 (50)	42.42 (142)	
	295342	PUTZER Karen	12.45 (43)	46.19 (330)	2.97 (4)	2.41 (4)	
	295533	RECCHIA Lucia	5.87 (25)	78.61 (863)	61.84 (617)	18.59 (43)	
	295800	TAGLIABUE Elena	8.39 (35)	83.13 (952)	76.76 (905)	5.99 (30)	
RUS	485217	ALIEVA Olesja	22.24 (70)	194.96 (2473)	18.82 (87)	33.88 (95)	
	485314	POPKOVA Anastasij	27.31 (83)	–	26.23 (151)	40.45 (130)	
SLO	565037	SUHADOLC Mojca	5.98 (28)	256.55 (2770)	38.49 (271)	5.97 (29)	
SPA	495318	RUIZ CASTILLO Carolina	45.10 (134)	36.46 (210)	14.85 (59)	20.31 (47)	
SUI	515573	AUFDENBLATTEN Fraenzi	55.12 (170)	31.19 (158)	5.49 (22)	30.22 (84)	
	515409	BERTHOD Sylviane	2.77 (6)	138.19 (1856)	29.58 (181)	5.34 (21)	
	515348	BORGHİ Catherine	5.09 (16)	39.09 (234)	39.52 (283)	24.53 (61)	
	515429	DUMERMUTH Monika	17.44 (59)	125.19 (1676)	19.58 (93)	20.38 (48)	
	515403	MUELLER Tamara	11.98 (42)	41.78 (274)	17.68 (77)	14.42 (38)	
	515166	PIEREN Tanja	28.46 (86)	100.51 (1277)	26.57 (157)	26.14 (65)	
	515098	REY BELLET Corinne	1.97 (5)	34.29 (191)	5.20 (17)	4.62 (15)	
	515560	SCHILD Martina	18.91 (62)	107.96 (1415)	23.57 (125)	17.32 (40)	
	515170	STYGER Nadia	39.08 (107)	53.99 (442)	12.31 (51)	30.55 (85)	
SWE	505260	HARGIN Janette	16.06 (53)	14.91 (52)	10.12 (35)	5.53 (23)	
	505187	OTTOSSON Anna	309.18 (1075)	5.93 (29)	4.04 (9)	84.77 (442)	
	505483	PAERSON Anja	143.58 (539)	1.31 (2)	2.03 (3)	60.33 (250)	
USA	536138	CLARK Kirsten L	4.92 (14)	76.58 (815)	6.00 (31)	4.25 (10)	
	536473	LALIVE Caroline	4.95 (15)	23.64 (95)	15.93 (66)	3.79 (7)	
	536884	LUDLOW Libby	42.76 (126)	116.17 (1540)	30.84 (190)	28.58 (74)	
	537545	MANCUSO Julia	7.92 (34)	19.03 (68)	17.39 (73)	10.28 (33)	
	536477	MENDES Jonna	5.92 (26)	62.45 (564)	20.46 (98)	5.79 (25)	
	535529	MONAHAN Kathleen	14.93 (49)	87.47 (1017)	58.73 (561)	5.84 (27)	

LEGEND
DH Downhill **SL** Slalom **GS** Giant Slalom **SG** Super-G



AUDI FIS SKI WORLD CUP

3rd LADIES SUPER-G

START LIST



Jury			Technical Data	
TD FIS	G. ZERMATTEN	SUI	Course Name	G
Referee	K. HOCH	FIS	Start Altitude	2415 m
Assistant Referee	J. TISCHHAUSER	FIS	Finish Altitude	1815 m
Chief of Race	B.-P. MOUSSELARD	FRA	Vertical Drop	600 m
			Course Length	1985
			Homologation Number	5055/6/98

Race Information

Course Setter	M.-T. NADIG	SUI		
Number of Gates	39			
Turning Gates	33			
Start Time	10:30			
Forerunners	A - E. DEPOMMIER	FRA	D - V. COSTERG	FRA
	B - M. MATTEL	FRA	E - A. COSTERG	FRA
	C - F. PATUREL	FRA	F - P. PAQUIN	FRA

Number of Competitors: 58

Bib	FIS Code	Name	Year of Birth	Nation	Time	Ski
1	495318	RUIZ CASTILLO Carolina	1981	SPA	_____	DY
2	295800	TAGLIABUE Elena	1977	ITA	_____	RO
3	537545	MANCUSO Julia	1984	USA	_____	RO
4	535529	MONAHAN Kathleen	1972	USA	_____	DY
5	105997	BRYDON Emily	1980	CAN	_____	SA
6	195671	JACQUEMOD Ingrid	1978	FRA	_____	SA
7	295533	RECCHIA Lucia	1980	ITA	_____	VK
8	505260	HARGIN Janette	1977	SWE	_____	RO
9	565037	SUHADOLC Mojca	1975	SLO	_____	RO
10	295463	BASSIS Patrizia	1973	ITA	_____	FI
11	55313	ROHREGGER Eveline	1977	AUT	_____	NO
12	536477	MENDES Jonna	1979	USA	_____	FI
13	205119	HALTMAYR Petra	1975	GER	_____	VK
14	105546	TURGEON Melanie	1976	CAN	_____	SA
15	55290	HEREGGER Selina	1977	AUT	_____	FI
16	55261	OBERMOSER Brigitte	1976	AUT	_____	BL
17	515409	BERTHOD Sylviane	1977	SUI	_____	SA
18	55052	SCHNEIDER Tanja	1974	AUT	_____	BL
19	106056	SIMARD Genevieve	1980	CAN	_____	RO
20	515098	REY BELLET Corinne	1972	SUI	_____	DY
21	536473	LALIVE Caroline	1979	USA	_____	SA



AUDI FIS SKI WORLD CUP
3rd LADIES SUPER-G
START LIST



Number of Competitors: 58

Bib	FIS Code	Name	Year of Birth	Nation	Time	Ski
22	205378	ERTL Martina	1973	GER		RO
23	195374	MONTILLET Carole	1973	FRA		RO
24	55069	GOETSCHL Renate	1975	AUT		SA
25	536138	CLARK Kirsten L	1977	USA		FI
26	385022	KOSTELIC Janica	1982	CRO		SA
27	55212	MEISSNITZER Alexandra	1973	AUT		VK
28	295136	CECCARELLI Daniela	1975	ITA		DY
29	55198	DORFMEISTER Michaela	1973	AUT		BL
30	295342	PUTZER Karen	1978	ITA		RO
31	505483	PAERSON Anja	1981	SWE		SA
32	55596	WILHELM Kathrin	1981	AUT		VK
33	515403	MUELLER Tamara	1977	SUI		RO
34	55538	WIRTH Katja	1980	AUT		BL
35	515560	SCHILD Martina	1981	SUI		VK
36	55339	LECHNER Martina	1978	AUT		BL
37	515429	DUMERMUTH Monika	1977	SUI		FI
38	55539	BERGER Silvia	1980	AUT		FI
39	296217	COLETTI Alexandra	1983	ITA		RO
40	515348	BORGHI Catherine	1976	SUI		FI
41	195868	MEILLEUR Karine	1980	FRA		RO
42	515166	PIEREN Tanja	1978	SUI		RO
43	205820	HUBER Isabelle	1981	GER		RO
44	536884	LUDLOW Libby	1981	USA		SA
45	515573	AUFDENBLATTEN Fraenzi	1981	SUI		SA
46	515170	STYGER Nadia	1978	SUI		SA
47	195273	SEKINO Fujiko	1975	FRA		DY
48	205392	HAEUSL Regina	1973	GER		SA
49	485217	ALIEVA Olesja	1977	RUS		FI
50	106402	VANDERBEEK Kelly	1983	CAN		VK
51	195920	GIVELET Anne-Laure	1981	FRA		DY
52	106593	SPLAWINSKI Sophie	1985	CAN		SA
53	45071	OWENS Jenny	1978	AUS		AT
54	485314	POPKOVA Anastasij	1982	RUS		FI
55	296259	MOELGG Manuela	1983	ITA		FI
56	205823	KOLIER Alexandra	1981	GER		
57	296008	MERIGHETTI Daniela	1981	ITA		SA
58	505187	OTTOSSON Anna	1976	SWE		DY

AT : ATOMIC
EL : ELAN
NO : NORDICA
ST : STÖCKLI

BL : BLIZZARD
FI : FISCHER
RO : ROSSIGNOL
VK : VÖLKL

DY : DYNASTAR
HE : HEAD
SA : SALOMON

**AUDI FIS SKI WORLD CUP**

3rd LADIES SUPER-G

OFFICIAL RESULTS

Jury			Technical Data	
TD FIS	G. ZERMATTEN	SUI	Course Name	G
Referee	K. HOCH	FIS	Start Altitude	2415 m
Assistant Referee	J. TISCHHAUSER	FIS	Finish Altitude	1815 m
Chief of Race	B.-P. MOUSSELARD	FRA	Vertical Drop	600 m
			Course Length	1985
			Homologation Number	5055/6/98

Race Information

Course Setter	M.-T. NADIG	SUI		
Number of Gates	39			
Turning Gates	33			
Start Time	10:30			
Forerunners	A - E. DEPOMMIER	FRA	D - V. COSTERG	FRA
	B - M. MATTEL	FRA	E - A. COSTERG	FRA
	C - F. PATUREL	FRA	F - P. PAQUIN	FRA

Weather: Partly Cloudy Snow: Hard Temperature – Start: -6 °C Finish: -4 °C F-factor: 980

Number of Competitors: 58

Rank	Bib	FIS Code	Name	Nation	Time	Diff.	Race Points	Ski
1	23	195374	MONTILLET Carole	FRA	1:07.46		0.00	RO
2	28	295136	CECCARELLI Daniela	ITA	1:07.69	0.23	3.34	DY
3	29	55198	DORFMEISTER Michaela	AUT	1:07.74	0.28	4.07	BL
4	24	55069	GOETSCHL Renate	AUT	1:07.96	0.50	7.26	SA
5 W	45	515573	AUFDENBLATTEN Fraenzi	SUI	1:08.03	0.57	8.28	SA
6	25	536138	CLARK Kirsten L	USA	1:08.05	0.59	8.57	FI
7	30	295342	PUTZER Karen	ITA	1:08.09	0.63	9.15	RO
8	27	55212	MEISSNITZER Alexandra	AUT	1:08.17	0.71	10.31	VK
9	9	565037	SUHADOLC Mojca	SLO	1:08.26	0.80	11.62	RO
10	21	536473	LALIVE Caroline	USA	1:08.61	1.15	16.71	SA
11	4	535529	MONAHAN Kathleen	USA	1:08.62	1.16	16.85	DY
12	6	195671	JACQUEMOD Ingrid	FRA	1:08.66	1.20	17.43	SA
13	48	205392	HAEUSL Regina	GER	1:08.76	1.30	18.89	SA
14	26	385022	KOSTELIC Janica	CRO	1:08.78	1.32	19.18	SA
15	20	515098	REY BELLET Corinne	SUI	1:08.84	1.38	20.05	DY
16	19	106056	SIMARD Genevieve	CAN	1:08.91	1.45	21.06	RO

#435



AUDI FIS SKI WORLD CUP
3rd LADIES SUPER-G
OFFICIAL RESULTS



Number of Competitors: 58

Rank	Bib	FIS Code	Name	Nation	Time	Diff.	Race Points	Ski
17	22	205378	ERTL Martina	GER	1:08.93	1.47	21.35	RO
18	44	536884	LUDLOW Libby	USA	1:09.05	1.59	23.10	SA
19	38	55539	BERGER Silvia	AUT	1:09.06	1.60	23.24	FI
20	7	295533	RECCHIA Lucia	ITA	1:09.07	1.61	23.39	VK
21	12	536477	MENDES Jonna	USA	1:09.15	1.69	24.55	FI
22	58	505187	OTTOSSON Anna	SWE	1:09.23	1.77	25.71	DY
23	14	105546	TURGEON Melanie	CAN	1:09.39	1.93	28.04	SA
24	37	515429	DUMERMUTH Monika	SUI	1:09.40	1.94	28.18	FI
25	17	515409	BERTHOD Sylviane	SUI	1:09.42	1.96	28.47	SA
26	34	55538	WIRTH Katja	AUT	1:09.44	1.98	28.76	BL
27	42	515166	PIEREN Tanja	SUI	1:09.51	2.05	29.78	RO
28	51	195920	GIVELET Anne-Laure	FRA	1:09.55	2.09	30.36	DY
29	18	55052	SCHNEIDER Tanja	AUT	1:09.61	2.15	31.23	BL
30	40	515348	BORGHI Catherine	SUI	1:09.67	2.21	32.10	FI
31	11	55313	ROHREGGER Eveline	AUT	1:09.71	2.25	32.69	NO
32	46	515170	STYGER Nadia	SUI	1:09.79	2.33	33.85	SA
32	33	515403	MUELLER Tamara	SUI	1:09.79	2.33	33.85	RO
34	41	195868	MEILLEUR Karine	FRA	1:09.82	2.36	34.28	RO
35	5	105997	BRYDON Emily	CAN	1:09.83	2.37	34.43	SA
36	55	296259	MOELGG Manuela	ITA	1:10.05	2.59	37.63	FI
37	36	55339	LECHNER Martina	AUT	1:10.20	2.74	39.80	BL
38	31	505483	PAERSON Anja	SWE	1:10.23	2.77	40.24	SA
39	32	55596	WILHELM Kathrin	AUT	1:10.33	2.87	41.69	VK
40	53	45071	OWENS Jenny	AUS	1:10.40	2.94	42.71	AT
41	43	205820	HUBER Isabelle	GER	1:10.48	3.02	43.87	RO
42	35	515560	SCHILD Martina	SUI	1:11.03	3.57	51.86	VK
42	15	55290	HEREGGER Selina	AUT	1:11.03	3.57	51.86	FI
44	54	485314	POPKOVA Anastasij	RUS	1:11.68	4.22	61.30	FI
45	52	106593	SPLAWINSKI Sophie	CAN	1:11.94	4.48	65.08	SA
45	39	296217	COLETTI Alexandra	ITA	1:11.94	4.48	65.08	RO
47	57	296008	MERIGHETTI Daniela	ITA	1:11.96	4.50	65.37	SA
48	50	106402	VANDERBEEK Kelly	CAN	1:12.40	4.94	71.76	VK

DID NOT START: 1 competitor

49 485217 ALIEVA Olesja RUS FI

DID NOT FINISH: 9 competitors

1 495318 RUIZ CASTILLO Carolina SPA DY
2 295800 TAGLIABUE Elena ITA RO
3 537545 MANCUSO Julia USA RO
8 505260 HARGIN Janette SWE RO
10 295463 BASSIS Patrizia ITA FI
13 205119 HALTMAYR Petra GER VK
16 55261 OBERMOSER Brigitte AUT BL
47 195273 SEKINO Fujiko FRA DY
56 205823 KOLIER Alexandra GER K2

#435 _____



AUDI FIS SKI WORLD CUP
3rd LADIES SUPER-G
OFFICIAL RESULTS



AT : ATOMIC
EL : ELAN
K2 : K2
SA : SALOMON

BL : BLIZZARD
FI : FISCHER
NO : NORDICA
ST : STÖCKLI

DY : DYNASTAR
HE : HEAD
RO : ROSSIGNOL
VK : VÖLKL

Technical Delegate:

G. ZERMATTEN (SUI) #435

LEGEND

W WinStar is the athlete who realise the biggest jump within the first 15 who is started with bib 31 or higher

13-12-2002 / Val d'Isère (FRA) / 5845

Page 3/3

Data Processing by SWATCH

www.fis-ski.com

SWATCH Timing

Generation Date: FRI 13 DEC 2002

Time: 12:49 Swatch Internet Time: @534

Document: 73A 1.0



AUDI FIS SKI WORLD CUP
3rd LADIES SUPER-G
PENALTY CALCULATION



Best 10 at Finish

Rank	Bib	FIS Code	Name	Nation	FIS Points	Best 5	Race Points
1	23	195374	MONTILLET Carole	FRA	3.83		
2	28	295136	CECCARELLI Daniela	ITA	2.31	2.31	3.34
3	29	55198	DORFMEISTER Michaela	AUT	2.41	2.41	4.07
4	24	55069	GOETSCHL Renate	AUT	2.57	2.57	7.26
5	45	515573	AUFDENBLATTEN Fraenzi	SUI	30.22		
6	25	536138	CLARK Kirsten L	USA	4.25		
7	30	295342	PUTZER Karen	ITA	2.41	2.41	9.15
8	27	55212	MEISSNITZER Alexandra	AUT	1.66	1.66	10.31
9	9	565037	SUHADOLC Mojca	SLO	5.97		
10	21	536473	LALIVE Caroline	USA	3.79		

Best 5 FIS Points at Start

Rank	Bib	FIS Code	Name	Nation	FIS Points
8	27	55212	MEISSNITZER Alexandra	AUT	1.66
2	28	295136	CECCARELLI Daniela	ITA	2.31
3	29	55198	DORFMEISTER Michaela	AUT	2.41
7	30	295342	PUTZER Karen	ITA	2.41
4	24	55069	GOETSCHL Renate	AUT	2.57

TOTALS:			
	FIS Points of Best 5 at Start (B)	11.36	
	FIS Points of Best at Finish in Top 10 (A)		11.36
	Race Points of Corresponding Competitors (C)		34.13
	Calculated Penalty (A+B-C) : 10 =>	-1.141	
	Rounded	-1.14	
	Correction Value (Z)	-5.38	
	Penalty Applied	0.00	

Technical Delegate:
G. ZERMATTEN (SUI) #435



AUDI FIS SKI WORLD CUP
3rd LADIES SUPER-G
PERFORMANCE ANALYSIS 1



Number of Competitors: 48

Rank	Bib	Name	Nation	Positions			Partials			Difference		Speed	
				Pos.	Time	Rank	Pos.	Time	Rank	Time	Dist(m)	Pos.	km/h
1	23	MONTILLET Carole	FRA	Int1: 34.92 (1) Int2: 51.52 (1) Fin: 1:07.46 (1)	I1-I2: 16.60 (2) I2-Fin: 15.94 (7)	0.00 0.00 0.00	0.00					Avg.: 105.93	
2	28	CECCARELLI Daniela	ITA	Int1: 35.04 (3) Int2: 51.62 (2) Fin: 1:07.69 (2)	I1-I2: 16.58 (1) I2-Fin: 16.07 (13)	0.12 0.10 0.23	6.74					Avg.: 105.57	
3	29	DORFMEISTER Michaela	AUT	Int1: 35.17 (5) Int2: 51.85 (3) Fin: 1:07.74 (3)	I1-I2: 16.68 (3) I2-Fin: 15.89 (4)	0.25 0.33 0.28	8.20					Avg.: 105.49	
4	24	GOETSCHL Renate	AUT	Int1: 35.02 (2) Int2: 51.88 (4) Fin: 1:07.96 (4)	I1-I2: 16.86 (5) I2-Fin: 16.08 (16)	0.10 0.36 0.50	14.60					Avg.: 105.15	
5	45	AUFDENBLATTEN Fraenzi	SUI	Int1: 35.30 (9) Int2: 52.03 (5) Fin: 1:08.03 (5)	I1-I2: 16.73 (4) I2-Fin: 16.00 (11)	0.38 0.51 0.57	16.63					Avg.: 105.04	
6	25	CLARK Kirsten L	USA	Int1: 35.19 (6) Int2: 52.16 (7) Fin: 1:08.05 (6)	I1-I2: 16.97 (11) I2-Fin: 15.89 (4)	0.27 0.64 0.59	17.21					Avg.: 105.01	
7	30	PUTZER Karen	ITA	Int1: 35.14 (4) Int2: 52.10 (6) Fin: 1:08.09 (7)	I1-I2: 16.96 (9) I2-Fin: 15.99 (9)	0.22 0.58 0.63	18.37					Avg.: 104.95	
8	27	MEISSNITZER Alexandra	AUT	Int1: 35.22 (7) Int2: 52.19 (8) Fin: 1:08.17 (8)	I1-I2: 16.97 (11) I2-Fin: 15.98 (8)	0.30 0.67 0.71	20.67					Avg.: 104.83	
9	9	SUHADOLC Mojca	SLO	Int1: 35.29 (8) Int2: 52.42 (9) Fin: 1:08.26 (9)	I1-I2: 17.13 (20) I2-Fin: 15.84 (3)	0.37 0.90 0.80	23.26					Avg.: 104.69	
10	21	LALIVE Caroline	USA	Int1: 35.66 (15) Int2: 52.54 (10) Fin: 1:08.61 (10)	I1-I2: 16.88 (7) I2-Fin: 16.07 (13)	0.74 1.02 1.15	33.27					Avg.: 104.15	
11	4	MONAHAN Kathleen	USA	Int1: 35.46 (12) Int2: 52.84 (19) Fin: 1:08.62 (11)	I1-I2: 17.38 (32) I2-Fin: 15.78 (1)	0.54 1.32 1.16	33.56					Avg.: 104.14	
12	6	JACQUEMOD Ingrid	FRA	Int1: 35.41 (11) Int2: 52.66 (11) Fin: 1:08.66 (12)	I1-I2: 17.25 (24) I2-Fin: 16.00 (11)	0.49 1.14 1.20	34.69					Avg.: 104.08	
13	48	HAEUSL Regina	GER	Int1: 35.91 (27) Int2: 52.87 (20) Fin: 1:08.76 (13)	I1-I2: 16.96 (9) I2-Fin: 15.89 (4)	0.99 1.35 1.30	37.53					Avg.: 103.93	



AUDI FIS SKI WORLD CUP
3rd LADIES SUPER-G
PERFORMANCE ANALYSIS 1



Number of Competitors: 48

Rank	Bib	Name	Nation	Positions			Partials			Difference		Speed	
				Pos.	Time	Rank	Pos.	Time	Rank	Time	Dist(m)	Pos.	km/h
14	26	KOSTELIC Janica	CRO	Int1: 35.85 (24) Int2: 52.71 (12) Fin: 1:08.78 (14)	I1-I2: 16.86 (5) I2-Fin: 16.07 (13)	0.93 1.19 1.32	38.10	Avg.: 103.90					
15	20	REY BELLET Corinne	SUI	Int1: 35.68 (17) Int2: 52.71 (12) Fin: 1:08.84 (15)	I1-I2: 17.03 (16) I2-Fin: 16.13 (20)	0.76 1.19 1.38	39.79	Avg.: 103.81					
16	19	SIMARD Genevieve	CAN	Int1: 35.40 (10) Int2: 52.76 (15) Fin: 1:08.91 (16)	I1-I2: 17.36 (30) I2-Fin: 16.15 (24)	0.48 1.24 1.45	41.77	Avg.: 103.70					
17	22	ERTL Martina	GER	Int1: 35.88 (26) Int2: 52.80 (16) Fin: 1:08.93 (17)	I1-I2: 16.92 (8) I2-Fin: 16.13 (20)	0.96 1.28 1.47	42.33	Avg.: 103.67					
18	44	LUDLOW Libby	USA	Int1: 35.84 (23) Int2: 52.83 (18) Fin: 1:09.05 (18)	I1-I2: 16.99 (13) I2-Fin: 16.22 (27)	0.92 1.31 1.59	45.71	Avg.: 103.49					
19	38	BERGER Silvia	AUT	Int1: 35.78 (21) Int2: 52.93 (21) Fin: 1:09.06 (19)	I1-I2: 17.15 (21) I2-Fin: 16.13 (20)	0.86 1.41 1.60	45.99	Avg.: 103.48					
20	7	RECCHIA Lucia	ITA	Int1: 35.67 (16) Int2: 52.95 (22) Fin: 1:09.07 (20)	I1-I2: 17.28 (26) I2-Fin: 16.12 (19)	0.75 1.43 1.61	46.27	Avg.: 103.46					
21	12	MENDES Jonna	USA	Int1: 35.80 (22) Int2: 52.81 (17) Fin: 1:09.15 (21)	I1-I2: 17.01 (15) I2-Fin: 16.34 (35)	0.88 1.29 1.69	48.51	Avg.: 103.34					
22	58	OTTOSSON Anna	SWE	Int1: 36.04 (30) Int2: 53.08 (25) Fin: 1:09.23 (22)	I1-I2: 17.04 (18) I2-Fin: 16.15 (24)	1.12 1.56 1.77	50.75	Avg.: 103.22					
23	14	TURGEON Melanie	CAN	Int1: 35.74 (19) Int2: 53.07 (24) Fin: 1:09.39 (23)	I1-I2: 17.33 (28) I2-Fin: 16.32 (32)	0.82 1.55 1.93	55.21	Avg.: 102.98					
24	37	DUMERMUTH Monika	SUI	Int1: 35.75 (20) Int2: 52.74 (14) Fin: 1:09.40 (24)	I1-I2: 16.99 (13) I2-Fin: 16.66 (42)	0.83 1.22 1.94	55.49	Avg.: 102.97					
25	17	BERTHOD Sylviane	SUI	Int1: 36.09 (32) Int2: 53.43 (30) Fin: 1:09.42 (25)	I1-I2: 17.34 (29) I2-Fin: 15.99 (9)	1.17 1.91 1.96	56.04	Avg.: 102.94					
26	34	WIRTH Katja	AUT	Int1: 36.01 (29) Int2: 53.17 (27) Fin: 1:09.44 (26)	I1-I2: 17.16 (22) I2-Fin: 16.27 (30)	1.09 1.65 1.98	56.60	Avg.: 102.91					
27	42	PIEREN Tanja	SUI	Int1: 35.86 (25) Int2: 53.25 (28) Fin: 1:09.51 (27)	I1-I2: 17.39 (33) I2-Fin: 16.26 (28)	0.94 1.73 2.05	58.54	Avg.: 102.81					
28	51	GIVELET Anne-Laure	FRA	Int1: 36.18 (33) Int2: 53.72 (36) Fin: 1:09.55 (28)	I1-I2: 17.54 (39) I2-Fin: 15.83 (2)	1.26 2.20 2.09	59.65	Avg.: 102.75					
29	18	SCHNEIDER Tanja	AUT	Int1: 35.68 (17) Int2: 53.10 (26) Fin: 1:09.61 (29)	I1-I2: 17.42 (35) I2-Fin: 16.51 (39)	0.76 1.58 2.15	61.31	Avg.: 102.66					
30	40	BORGHI Catherine	SUI	Int1: 36.08 (31) Int2: 53.35 (29) Fin: 1:09.67 (30)	I1-I2: 17.27 (25) I2-Fin: 16.32 (32)	1.16 1.83 2.21	62.97	Avg.: 102.57					



AUDI FIS SKI WORLD CUP
3rd LADIES SUPER-G
PERFORMANCE ANALYSIS 1



Number of Competitors: 48

Rank	Bib	Name	Nation	Positions			Partials			Difference		Speed	
				Pos.	Time	Rank	Pos.	Time	Rank	Time	Dist(m)	Pos.	km/h
31	11	ROHREGGER Eveline	AUT	Int1: 35.61 (14) Int2: 53.02 (23) Fin: 1:09.71 (31)	I1-I2: 17.41 (34) I2-Fin: 16.69 (43)	0.69 1.50 2.25	64.07	Avg.: 102.51					
32	46	STYGER Nadia	SUI	Int1: 35.56 (13) Int2: 53.62 (34) Fin: 1:09.79 (32)	I1-I2: 18.06 (46) I2-Fin: 16.17 (26)	0.64 2.10 2.33	66.27	Avg.: 102.39					
32	33	MUELLER Tamara	SUI	Int1: 36.43 (39) Int2: 53.46 (31) Fin: 1:09.79 (32)	I1-I2: 17.03 (16) I2-Fin: 16.33 (34)	1.51 1.94 2.33	66.27	Avg.: 102.39					
34	41	MEILLEUR Karine	FRA	Int1: 36.27 (36) Int2: 53.71 (35) Fin: 1:09.82 (34)	I1-I2: 17.44 (36) I2-Fin: 16.11 (18)	1.35 2.19 2.36	67.10	Avg.: 102.35					
35	5	BRYDON Emily	CAN	Int1: 36.38 (38) Int2: 53.75 (37) Fin: 1:09.83 (35)	I1-I2: 17.37 (31) I2-Fin: 16.08 (16)	1.46 2.23 2.37	67.37	Avg.: 102.33					
36	55	MOELGG Manuela	ITA	Int1: 36.74 (41) Int2: 53.79 (38) Fin: 1:10.05 (36)	I1-I2: 17.05 (19) I2-Fin: 16.26 (28)	1.82 2.27 2.59	73.39	Avg.: 102.01					
37	36	LECHNER Martina	AUT	Int1: 35.96 (28) Int2: 53.47 (32) Fin: 1:10.20 (37)	I1-I2: 17.51 (38) I2-Fin: 16.73 (47)	1.04 1.95 2.74	77.48	Avg.: 101.79					
38	31	PAERSON Anja	SWE	Int1: 36.33 (37) Int2: 53.51 (33) Fin: 1:10.23 (38)	I1-I2: 17.18 (23) I2-Fin: 16.72 (45)	1.41 1.99 2.77	78.29	Avg.: 101.75					
39	32	WILHELM Kathrin	AUT	Int1: 36.51 (40) Int2: 53.96 (39) Fin: 1:10.33 (39)	I1-I2: 17.45 (37) I2-Fin: 16.37 (36)	1.59 2.44 2.87	81.00	Avg.: 101.61					
40	53	OWENS Jenny	AUS	Int1: 36.25 (35) Int2: 53.99 (40) Fin: 1:10.40 (40)	I1-I2: 17.74 (41) I2-Fin: 16.41 (37)	1.33 2.47 2.94	82.90	Avg.: 101.51					
41	43	HUBER Isabelle	GER	Int1: 36.80 (42) Int2: 54.35 (42) Fin: 1:10.48 (41)	I1-I2: 17.55 (40) I2-Fin: 16.13 (20)	1.88 2.83 3.02	85.06	Avg.: 101.39					
42	35	SCHILD Martina	SUI	Int1: 37.06 (44) Int2: 54.34 (41) Fin: 1:11.03 (42)	I1-I2: 17.28 (26) I2-Fin: 16.69 (43)	2.14 2.82 3.57	99.77	Avg.: 100.61					
42	15	HEREGGER Selina	AUT	Int1: 36.22 (34) Int2: 54.39 (43) Fin: 1:11.03 (42)	I1-I2: 18.17 (47) I2-Fin: 16.64 (41)	1.30 2.87 3.57	99.77	Avg.: 100.61					
44	54	POPKOVA Anastasij	RUS	Int1: 37.01 (43) Int2: 54.96 (44) Fin: 1:11.68 (44)	I1-I2: 17.95 (44) I2-Fin: 16.72 (45)	2.09 3.44 4.22	116.86	Avg.: 99.69					
45	52	SPLAWINSKI Sophie	CAN	Int1: 37.61 (48) Int2: 55.65 (47) Fin: 1:11.94 (45)	I1-I2: 18.04 (45) I2-Fin: 16.29 (31)	2.69 4.13 4.48	123.61	Avg.: 99.33					
45	39	COLETTI Alexandra	ITA	Int1: 37.49 (46) Int2: 55.36 (46) Fin: 1:11.94 (45)	I1-I2: 17.87 (43) I2-Fin: 16.58 (40)	2.57 3.84 4.48	123.61	Avg.: 99.33					
47	57	MERIGHETTI Daniela	ITA	Int1: 37.36 (45) Int2: 55.22 (45) Fin: 1:11.96 (47)	I1-I2: 17.86 (42) I2-Fin: 16.74 (48)	2.44 3.70 4.50	124.13	Avg.: 99.31					



AUDI FIS SKI WORLD CUP
 3rd LADIES SUPER-G
PERFORMANCE ANALYSIS 1



Number of Competitors: 48

Rank	Bib	Name	Nation	Positions			Partials			Difference		Speed	
				Pos.	Time	Rank	Pos.	Time	Rank	Time	Dist(m)	Pos.	km/h
48	50	VANDERBEEK Kelly	CAN	Int1:	37.60	(47)	I1-I2:	18.33	(48)	2.68			
				Int2:	55.93	(48)	I2-Fin:	16.47	(38)	4.41			
				Fin:	1:12.40	(48)				4.94	135.44	Avg.:	98.70

LEGEND

Pos Intermediate or Speed Position **Dist(m)** Distance behind the first **Int2:** Intermediate 2 **Fin:** Finish
Avg. Average Speed for the race **Int1:** Intermediate 1



AUDI FIS SKI WORLD CUP
3rd LADIES SUPER-G
PERFORMANCE ANALYSIS 2



Number of Competitors: 58

Bib	Name	Nation	Positions			Partials			Difference		Speed	
			Pos.	Time	Rank	Pos.	Time	Rank	Time	Dist(m)	Pos.	km/h
1	RUIZ CASTILLO Carolina	SPA	Int1: 35.40 (10) Int2: Fin: DNF			I1-I2: I2-Fin:			0.48			Avg.:
2	TAGLIABUE Elena	ITA	Int1: 36.05 (35) Int2: Fin: DNF			I1-I2: I2-Fin:			1.13			Avg.:
3	MANCUSO Julia	USA	Int1: 35.42 (13) Int2: 52.75 (15) Fin: DNF			I1-I2: 17.33 (28) I2-Fin:			0.50 1.23			Avg.:
4	MONAHAN Kathleen	USA	Int1: 35.46 (14) Int2: 52.84 (20) Fin: 1:08.62 (11)			I1-I2: 17.38 (33) I2-Fin: 15.78 (1)			0.54 1.32 1.16	33.56		Avg.: 104.14
5	BRYDON Emily	CAN	Int1: 36.38 (45) Int2: 53.75 (38) Fin: 1:09.83 (35)			I1-I2: 17.37 (32) I2-Fin: 16.08 (16)			1.46 2.23 2.37	67.37		Avg.: 102.33
6	JACQUEMOD Ingrid	FRA	Int1: 35.41 (12) Int2: 52.66 (11) Fin: 1:08.66 (12)			I1-I2: 17.25 (24) I2-Fin: 16.00 (11)			0.49 1.14 1.20	34.69		Avg.: 104.08
7	RECCHIA Lucia	ITA	Int1: 35.67 (20) Int2: 52.95 (23) Fin: 1:09.07 (20)			I1-I2: 17.28 (26) I2-Fin: 16.12 (19)			0.75 1.43 1.61	46.27		Avg.: 103.46
8	HARGIN Janette	SWE	Int1: 35.49 (15) Int2: Fin: DNF			I1-I2: I2-Fin:			0.57			Avg.:
9	SUHADOLC Mojca	SLO	Int1: 35.29 (8) Int2: 52.42 (9) Fin: 1:08.26 (9)			I1-I2: 17.13 (20) I2-Fin: 15.84 (3)			0.37 0.90 0.80	23.26		Avg.: 104.69
10	BASSIS Patrizia	ITA	Int1: Int2: Fin: DNF			I1-I2: I2-Fin:						Avg.:
11	ROHREGGER Eveline	AUT	Int1: 35.61 (18) Int2: 53.02 (24) Fin: 1:09.71 (31)			I1-I2: 17.41 (35) I2-Fin: 16.69 (43)			0.69 1.50 2.25	64.07		Avg.: 102.51
12	MENDES Jonna	USA	Int1: 35.80 (26) Int2: 52.81 (18) Fin: 1:09.15 (21)			I1-I2: 17.01 (15) I2-Fin: 16.34 (35)			0.88 1.29 1.69	48.51		Avg.: 103.34
13	HALTMAYR Petra	GER	Int1: 36.15 (39) Int2: Fin: DNF			I1-I2: I2-Fin:			1.23			Avg.:



AUDI FIS SKI WORLD CUP
3rd LADIES SUPER-G
PERFORMANCE ANALYSIS 2



Number of Competitors: 58

Bib	Name	Nation	Positions			Partials			Difference		Speed	
			Pos.	Time	Rank	Pos.	Time	Rank	Time	Dist(m)	Pos.	km/h
14	TURGEON Melanie	CAN	Int1: 35.74 (23) Int2: 53.07 (25) Fin: 1:09.39 (23)	I1-I2: 17.33 (28) I2-Fin: 16.32 (32)	0.82 1.55 1.93	55.21	Avg.: 102.98					
15	HEREGGER Selina	AUT	Int1: 36.22 (41) Int2: 54.39 (44) Fin: 1:11.03 (42)	I1-I2: 18.17 (48) I2-Fin: 16.64 (41)	1.30 2.87 3.57	99.77	Avg.: 100.61					
16	OBERMOSER Brigitte	AUT	Int1: 36.14 (38) Int2: Fin: DNF	I1-I2: I2-Fin:	1.22		Avg.:					
17	BERTHOD Sylviane	SUI	Int1: 36.09 (37) Int2: 53.43 (31) Fin: 1:09.42 (25)	I1-I2: 17.34 (30) I2-Fin: 15.99 (9)	1.17 1.91 1.96	56.04	Avg.: 102.94					
18	SCHNEIDER Tanja	AUT	Int1: 35.68 (21) Int2: 53.10 (27) Fin: 1:09.61 (29)	I1-I2: 17.42 (36) I2-Fin: 16.51 (39)	0.76 1.58 2.15	61.31	Avg.: 102.66					
19	SIMARD Genevieve	CAN	Int1: 35.40 (10) Int2: 52.76 (16) Fin: 1:08.91 (16)	I1-I2: 17.36 (31) I2-Fin: 16.15 (24)	0.48 1.24 1.45	41.77	Avg.: 103.70					
20	REY BELLET Corinne	SUI	Int1: 35.68 (21) Int2: 52.71 (12) Fin: 1:08.84 (15)	I1-I2: 17.03 (16) I2-Fin: 16.13 (20)	0.76 1.19 1.38	39.79	Avg.: 103.81					
21	LALIVE Caroline	USA	Int1: 35.66 (19) Int2: 52.54 (10) Fin: 1:08.61 (10)	I1-I2: 16.88 (7) I2-Fin: 16.07 (13)	0.74 1.02 1.15	33.27	Avg.: 104.15					
22	ERTL Martina	GER	Int1: 35.88 (30) Int2: 52.80 (17) Fin: 1:08.93 (17)	I1-I2: 16.92 (8) I2-Fin: 16.13 (20)	0.96 1.28 1.47	42.33	Avg.: 103.67					
23	MONTILLET Carole	FRA	Int1: 34.92 (1) Int2: 51.52 (1) Fin: 1:07.46 (1)	I1-I2: 16.60 (2) I2-Fin: 15.94 (7)	0.00 0.00 0.00	0.00	Avg.: 105.93					
24	GOETSCHL Renate	AUT	Int1: 35.02 (2) Int2: 51.88 (4) Fin: 1:07.96 (4)	I1-I2: 16.86 (5) I2-Fin: 16.08 (16)	0.10 0.36 0.50	14.60	Avg.: 105.15					
25	CLARK Kirsten L	USA	Int1: 35.19 (6) Int2: 52.16 (7) Fin: 1:08.05 (6)	I1-I2: 16.97 (11) I2-Fin: 15.89 (4)	0.27 0.64 0.59	17.21	Avg.: 105.01					
26	KOSTELIC Janica	CRO	Int1: 35.85 (28) Int2: 52.71 (12) Fin: 1:08.78 (14)	I1-I2: 16.86 (5) I2-Fin: 16.07 (13)	0.93 1.19 1.32	38.10	Avg.: 103.90					
27	MEISSNITZER Alexandra	AUT	Int1: 35.22 (7) Int2: 52.19 (8) Fin: 1:08.17 (8)	I1-I2: 16.97 (11) I2-Fin: 15.98 (8)	0.30 0.67 0.71	20.67	Avg.: 104.83					
28	CECCARELLI Daniela	ITA	Int1: 35.04 (3) Int2: 51.62 (2) Fin: 1:07.69 (2)	I1-I2: 16.58 (1) I2-Fin: 16.07 (13)	0.12 0.10 0.23	6.74	Avg.: 105.57					
29	DORFMEISTER Michaela	AUT	Int1: 35.17 (5) Int2: 51.85 (3) Fin: 1:07.74 (3)	I1-I2: 16.68 (3) I2-Fin: 15.89 (4)	0.25 0.33 0.28	8.20	Avg.: 105.49					
30	PUTZER Karen	ITA	Int1: 35.14 (4) Int2: 52.10 (6) Fin: 1:08.09 (7)	I1-I2: 16.96 (9) I2-Fin: 15.99 (9)	0.22 0.58 0.63	18.37	Avg.: 104.95					



AUDI FIS SKI WORLD CUP
3rd LADIES SUPER-G
PERFORMANCE ANALYSIS 2



Number of Competitors: 58

Bib	Name	Nation	Positions			Partials			Difference		Speed	
			Pos.	Time	Rank	Pos.	Time	Rank	Time	Dist(m)	Pos.	km/h
31	PAERSON Anja	SWE	Int1: 36.33 (44) Int2: 53.51 (34) Fin: 1:10.23 (38)	I1-I2: 17.18 (23) I2-Fin: 16.72 (45)	1.41 1.99 2.77	78.29	Avg.: 101.75					
32	WILHELM Kathrin	AUT	Int1: 36.51 (48) Int2: 53.96 (40) Fin: 1:10.33 (39)	I1-I2: 17.45 (38) I2-Fin: 16.37 (36)	1.59 2.44 2.87	81.00	Avg.: 101.61					
33	MUELLER Tamara	SUI	Int1: 36.43 (46) Int2: 53.46 (32) Fin: 1:09.79 (32)	I1-I2: 17.03 (16) I2-Fin: 16.33 (34)	1.51 1.94 2.33	66.27	Avg.: 102.39					
34	WIRTH Katja	AUT	Int1: 36.01 (33) Int2: 53.17 (28) Fin: 1:09.44 (26)	I1-I2: 17.16 (22) I2-Fin: 16.27 (30)	1.09 1.65 1.98	56.60	Avg.: 102.91					
35	SCHILD Martina	SUI	Int1: 37.06 (52) Int2: 54.34 (42) Fin: 1:11.03 (42)	I1-I2: 17.28 (26) I2-Fin: 16.69 (43)	2.14 2.82 3.57	99.77	Avg.: 100.61					
36	LECHNER Martina	AUT	Int1: 35.96 (32) Int2: 53.47 (33) Fin: 1:10.20 (37)	I1-I2: 17.51 (39) I2-Fin: 16.73 (47)	1.04 1.95 2.74	77.48	Avg.: 101.79					
37	DUMERMUTH Monika	SUI	Int1: 35.75 (24) Int2: 52.74 (14) Fin: 1:09.40 (24)	I1-I2: 16.99 (13) I2-Fin: 16.66 (42)	0.83 1.22 1.94	55.49	Avg.: 102.97					
38	BERGER Silvia	AUT	Int1: 35.78 (25) Int2: 52.93 (22) Fin: 1:09.06 (19)	I1-I2: 17.15 (21) I2-Fin: 16.13 (20)	0.86 1.41 1.60	45.99	Avg.: 103.48					
39	COLETTI Alexandra	ITA	Int1: 37.49 (54) Int2: 55.36 (47) Fin: 1:11.94 (45)	I1-I2: 17.87 (44) I2-Fin: 16.58 (40)	2.57 3.84 4.48	123.61	Avg.: 99.33					
40	BORGHI Catherine	SUI	Int1: 36.08 (36) Int2: 53.35 (30) Fin: 1:09.67 (30)	I1-I2: 17.27 (25) I2-Fin: 16.32 (32)	1.16 1.83 2.21	62.97	Avg.: 102.57					
41	MEILLEUR Karine	FRA	Int1: 36.27 (43) Int2: 53.71 (36) Fin: 1:09.82 (34)	I1-I2: 17.44 (37) I2-Fin: 16.11 (18)	1.35 2.19 2.36	67.10	Avg.: 102.35					
42	PIEREN Tanja	SUI	Int1: 35.86 (29) Int2: 53.25 (29) Fin: 1:09.51 (27)	I1-I2: 17.39 (34) I2-Fin: 16.26 (28)	0.94 1.73 2.05	58.54	Avg.: 102.81					
43	HUBER Isabelle	GER	Int1: 36.80 (50) Int2: 54.35 (43) Fin: 1:10.48 (41)	I1-I2: 17.55 (41) I2-Fin: 16.13 (20)	1.88 2.83 3.02	85.06	Avg.: 101.39					
44	LUDLOW Libby	USA	Int1: 35.84 (27) Int2: 52.83 (19) Fin: 1:09.05 (18)	I1-I2: 16.99 (13) I2-Fin: 16.22 (27)	0.92 1.31 1.59	45.71	Avg.: 103.49					
45	AUFDENBLATTEN Fraenzi	SUI	Int1: 35.30 (9) Int2: 52.03 (5) Fin: 1:08.03 (5)	I1-I2: 16.73 (4) I2-Fin: 16.00 (11)	0.38 0.51 0.57	16.63	Avg.: 105.04					
46	STYGER Nadia	SUI	Int1: 35.56 (16) Int2: 53.62 (35) Fin: 1:09.79 (32)	I1-I2: 18.06 (47) I2-Fin: 16.17 (26)	0.64 2.10 2.33	66.27	Avg.: 102.39					
47	SEKINO Fujiko	FRA	Int1: 35.60 (17) Int2: Fin: DNF	I1-I2: I2-Fin:	0.68		Avg.:					



AUDI FIS SKI WORLD CUP
3rd LADIES SUPER-G
PERFORMANCE ANALYSIS 2



Number of Competitors: 58

Bib	Name	Nation	Positions			Partials			Difference		Speed				
			Pos.	Time	Rank	Pos.	Time	Rank	Time	Dist(m)	Pos.	km/h	Rank		
48	HAEUSL Regina	GER	Int1:	35.91	(31)	I1-I2:	16.96	(9)	0.99						
			Int2:	52.87	(21)	I2-Fin:	15.89	(4)	1.35						
			Fin:	1:08.76	(13)				1.30	37.53			Avg.:	103.93	
49	ALIEVA Olesja	RUS	Int1:			I1-I2:									
			Int2:			I2-Fin:							Avg.:		
			Fin:	DNS											
50	VANDERBEEK Kelly	CAN	Int1:	37.60	(55)	I1-I2:	18.33	(49)	2.68						
			Int2:	55.93	(49)	I2-Fin:	16.47	(38)	4.41						
			Fin:	1:12.40	(48)				4.94	135.44			Avg.:	98.70	
51	GIVELET Anne-Laure	FRA	Int1:	36.18	(40)	I1-I2:	17.54	(40)	1.26						
			Int2:	53.72	(37)	I2-Fin:	15.83	(2)	2.20						
			Fin:	1:09.55	(28)				2.09	59.65			Avg.:	102.75	
52	SPLAWINSKI Sophie	CAN	Int1:	37.61	(56)	I1-I2:	18.04	(46)	2.69						
			Int2:	55.65	(48)	I2-Fin:	16.29	(31)	4.13						
			Fin:	1:11.94	(45)				4.48	123.61			Avg.:	99.33	
53	OWENS Jenny	AUS	Int1:	36.25	(42)	I1-I2:	17.74	(42)	1.33						
			Int2:	53.99	(41)	I2-Fin:	16.41	(37)	2.47						
			Fin:	1:10.40	(40)				2.94	82.90			Avg.:	101.51	
54	POPKOVA Anastasij	RUS	Int1:	37.01	(51)	I1-I2:	17.95	(45)	2.09						
			Int2:	54.96	(45)	I2-Fin:	16.72	(45)	3.44						
			Fin:	1:11.68	(44)				4.22	116.86			Avg.:	99.69	
55	MOELGG Manuela	ITA	Int1:	36.74	(49)	I1-I2:	17.05	(19)	1.82						
			Int2:	53.79	(39)	I2-Fin:	16.26	(28)	2.27						
			Fin:	1:10.05	(36)				2.59	73.39			Avg.:	102.01	
56	KOLIER Alexandra	GER	Int1:	36.49	(47)	I1-I2:			1.57						
			Int2:			I2-Fin:							Avg.:		
			Fin:	DNF											
57	MERIGHETTI Daniela	ITA	Int1:	37.36	(53)	I1-I2:	17.86	(43)	2.44						
			Int2:	55.22	(46)	I2-Fin:	16.74	(48)	3.70						
			Fin:	1:11.96	(47)				4.50	124.13			Avg.:	99.31	
58	OTTOSSON Anna	SWE	Int1:	36.04	(34)	I1-I2:	17.04	(18)	1.12						
			Int2:	53.08	(26)	I2-Fin:	16.15	(24)	1.56						
			Fin:	1:09.23	(22)				1.77	50.75			Avg.:	103.22	

LEGEND							
Pos	Intermediate or Speed Position	Dist(m)	Distance behind the first	Int2:	Intermediate 2	DNS	Did Not Start
Avg.	Average Speed for the race	Int1:	Intermediate 1	DNF	Did Not Finish	Fin:	Finish



AUDI FIS SKI WORLD CUP



AUDI FIS SKI WORLD CUP AFTER 3rd LADIES SUPER-G SUPER-G FIS WCSL LIST

Rank	FIS Code	Name	Nation	29 NOV 2002 Aspen (USA)			8 DEC 2002 Lake Louise (CAN)			13 DEC 2002 Val d'Isère (FRA)			Base - X + Y = WCSL-SG
				1	2	3	1	2	3	1	2	3	
1	205117	GERG Hilde	GER	100	-	-	400	133	100				367
2	295342	PUTZER Karen	ITA	40	100	36	252	84	176				344
3	55198	DORFMEISTER Michaela	AUT	36	45	60	252	84	141				309
4	295136	CECCARELLI Daniela	ITA	24	26	80	258	86	130				302
5	195374	MONTILLET Carole	FRA	18	60	100	165	55	178				288
6	385022	KOSTELIC Janica	CRO	80	36	18	152	51	134				235
7	55212	MEISSNITZER Alexandra	AUT	-	3	32	298	99	35				234
8	536138	CLARK Kirsten L	USA	50	50	40	139	46	140				233
9	55069	GOETSCHL Renate	AUT	-	18	50	242	81	68				229
10	205378	ERTL Martina	GER	32	80	14	121	40	126				207
11	536473	LALIVE Caroline	USA	29	13	26	167	56	68				179
12	515098	REY BELLET Corinne	SUI	45	20	16	116	39	81				158
13	106056	SIMARD Genevieve	CAN	-	40	15	86	29	55				112
14	295588	KOSTNER Isolde	ITA	60	-	-	58	19	60				99
15	515409	BERTHOD Sylviane	SUI	20	24	6	72	24	50				98
16	536477	MENDES Jonna	USA	26	29	10	44	15	65				94
16	55052	SCHNEIDER Tanja	AUT	11	-	2	122	41	13				94
18	55075	SCHUSTER Stefanie	AUT	-	-	-	137	46	-				91
18	105546	TURGEON Melanie	CAN	13	16	8	81	27	37				91
20	55261	OBERMOSER Brigitte	AUT	7	13	-	99	33	20				86
21	505083	WIBERG Pernilla	SWE	-	-	-	125	42	-				83
22	565037	SUHADOLC Mojca	SLO	22	5	29	33	11	56				78
23	205119	HALTMAYR Petra	GER	-	-	-	114	38	-				76
24	195671	JACQUEMOD Ingrid	FRA	16	14	22	15	5	52				62
25	195503	SUCHET Melanie	FRA	-	-	-	87	29	-				58
26	535529	MONAHAN Kathleen	USA	-	1	24	41	14	25				52
26	295533	RECCHIA Lucia	ITA	-	22	11	28	9	33				52
28	55313	ROHREGGER Eveline	AUT	15	10	-	38	13	25				50
29	295463	BASSIS Patrizia	ITA	6	15	-	42	14	21				49
30	515573	AUFDENBLATTEN Fraenzi	SUI	-	-	45	-	-	45				45
30	485062	ZELENSKAJA Warwara	RUS	-	-	-	67	22	-				45
32	105997	BRYDON Emily	CAN	-	32	-	12	4	32				40
32	505260	HARGIN Janette	SWE	-	-	-	60	20	-				40



AUDI FIS SKI WORLD CUP



AUDI FIS SKI WORLD CUP AFTER 3rd LADIES SUPER-G SUPER-G FIS WCSL LIST

Rank	FIS Code	Name	Nation	29 NOV 2002 Aspen (USA)			8 DEC 2002 Lake Louise (CAN)			Base - X + Y = WCSL-SG
				1	2	3	1	2	3	
34	205392	HAEUSL Regina	GER	10	-	20	1	-	30	31
34	537545	MANCUSO Julia	USA	14	11	-	9	3	25	31
36	55539	BERGER Silvia	AUT	13	-	12	-	-	25	25
37	295800	TAGLIABUE Elena	ITA	-	3	-	32	11	3	24
38	55290	HEREGGER Selina	AUT	3	-	-	25	8	3	20
39	55588	RUMPFHUBER Ingrid	AUT	-	-	-	27	9	-	18
40	495318	RUIZ CASTILLO Carolina	SPA	-	-	-	26	9	-	17
41	515429	DUMERMUTH Monika	SUI	9	-	7	-	-	16	16
42	536884	LUDLOW Libby	USA	2	-	13	-	-	15	15
43	515403	MUELLER Tamara	SUI	5	8	-	1	-	13	14
44	515348	BORCHI Catherine	SUI	-	6	1	5	2	7	10
44	205820	HUBER Isabelle	GER	-	10	-	-	-	10	10
44	195868	MEILLEUR Karine	FRA	-	7	-	5	2	7	10
47	505187	OTTOSSON Anna	SWE	-	-	9	-	-	9	9
48	535505	GERETY Megan	USA	-	-	-	12	4	-	8
48	537544	KILDOW Lindsey C.	USA	-	-	-	12	4	-	8
48	505483	PAERSON Anja	SWE	8	-	-	-	-	8	8
51	205043	BRAUNER Sibylle	GER	-	-	-	9	3	-	6
52	425022	FJELDAVLIE Merete	NOR	-	-	-	7	2	-	5
52	515170	STYGER Nadia	SUI	-	5	-	-	-	5	5
52	55622	VIERTHALER Astrid	AUT	-	-	-	8	3	-	5
52	55596	WILHELM Kathrin	AUT	5	-	-	-	-	5	5
52	55538	WIRTH Katja	AUT	-	-	5	-	-	5	5
57	515166	PIEREN Tanja	SUI	-	-	4	-	-	4	4
58	105859	BOUCHER Sara-Maude	CAN	-	-	-	4	1	-	3
58	195920	GIVELET Anne-Laure	FRA	-	-	3	-	-	3	3
60	55339	LECHNER Martina	AUT	-	-	-	3	1	-	2
60	425077	MARKEN Ingeborg Helen	NOR	-	-	-	3	1	-	2
62	296259	MOELGG Manuela	ITA	1	-	-	-	-	1	1



AUDI FIS SKI WORLD CUP



AUDI FIS SKI WORLD CUP AFTER 3rd LADIES SUPER-G SUPER-G FIS WCSL LIST

Number of Competitors per Nation until 60th position

AUT : 14	CAN : 4	CRO : 1	FRA : 5	GER : 6	ITA : 6
NOR : 2	RUS : 1	SLO : 1	SPA : 1	SUI : 8	SWE : 4
USA : 8					

LEGEND

Base Last season WCSL points
X (Base / number of planned races in the current season) * number of completed races in the current season
Y WC points won in the current season
WCSL-SG World Cup Start List points for Super-G

13-12-2002 / Val d'Isère (FRA) / 5845

Page 3/3

www.fis-ski.com

Generation Date: FRI 13 DEC 2002

Time: 12:49 Swatch Internet Time: @534

Document: 60A 1.0

swatch[®] 



AUDI FIS SKI WORLD CUP




AUDI FIS SKI WORLD CUP AFTER 3rd LADIES SUPER-G OVERALL FIS WCSL LIST

Number of Competitors: 145

Rank	FIS Code	Name	Nation	WCSL	DH	SL	GS	SG	K
1	55198	DORFMEISTER Michaela	AUT	1379	459 (4)	–	470 (2)	309 (3)	141 (3)
2	385022	KOSTELIC Janica	CRO	1191	54 (35)	462 (3)	260 (11)	235 (6)	180 (2)
3	55069	GOETSCHL Renate	AUT	1056	460 (3)	61 (31)	26 (41)	229 (9)	280 (1)
4	515268	NEF Sonja	SUI	949	–	340 (6)	609 (1)	–	–
5	505483	PAERSON Anja	SWE	942	–	550 (2)	384 (3)	8 (48)	–
6	205117	GERG Hilde	GER	911	459 (4)	–	35 (38)	367 (1)	50 (11)
7	195374	MONTILLET Carole	FRA	823	398 (6)	–	137 (16)	288 (5)	–
8	295342	PUTZER Karen	ITA	771	53 (36)	–	374 (4)	344 (2)	–
9	515098	REY BELLET Corinne	SUI	731	477 (2)	–	96 (24)	158 (12)	–
10	55212	MEISSNITZER Alexandra	AUT	636	71 (27)	–	311 (6)	234 (7)	20 (28)
11	295588	KOSTNER Isolde	ITA	627	504 (1)	–	24 (43)	99 (14)	–
12	205378	ERTL Martina	GER	602	59 (31)	218 (12)	58 (34)	207 (10)	60 (10)
13	195249	PEQUEGNOT Laure	FRA	593	–	592 (1)	1 (67)	–	–
14	536138	CLARK Kirsten L	USA	539	241 (10)	–	65 (29)	233 (8)	–
15	295136	CECCARELLI Daniela	ITA	537	156 (15)	–	9 (52)	302 (4)	70 (8)
16	535825	KOZNICK Kristina	USA	507	–	427 (4)	80 (28)	–	–
17	185140	POUTIAINEN Tanja	FIN	488	–	271 (9)	217 (14)	–	–
18	505084	NOWEN Ylva	SWE	483	–	302 (7)	181 (15)	–	–
19	55261	OBERMOSER Brigitte	AUT	475	188 (11)	–	119 (22)	86 (20)	82 (5)
20	515409	BERTHOD Sylviane	SUI	447	349 (7)	–	–	98 (15)	–
21	536473	LALIVE Caroline	USA	417	184 (12)	–	14 (48)	179 (11)	40 (17)
22	195377	PASCAL Christel	FRA	415	–	375 (5)	40 (36)	–	–
23	55290	HEREGGER Selina	AUT	413	249 (8)	–	60 (32)	20 (38)	84 (4)
24	536481	SCHLEPER Sarah	USA	375	–	243 (11)	132 (18)	–	–
25	505187	OTTOSSON Anna	SWE	350	–	81 (25)	260 (11)	9 (47)	–
26	425001	FLEMMEN Andrine	NOR	345	–	–	345 (5)	–	–
27	515370	OESTER Marlies	SUI	326	–	248 (10)	28 (40)	–	50 (11)
28	195503	SUCHET Melanie	FRA	317	249 (8)	–	10 (51)	58 (25)	–
29	505083	WIBERG Pernilla	SWE	307	176 (13)	–	3 (64)	83 (21)	45 (14)
30	105741	FORSYTH Allison	CAN	303	–	24 (40)	279 (8)	–	–
31	205636	BERGMANN Monika	GER	287	–	287 (8)	–	–	–
32	565243	MAZE Tina	SLO	282	–	10 (46)	272 (9)	–	–
33	425389	NILSEN Stina Hofgard	NOR	281	–	–	281 (7)	–	–
34	355002	HEEB-BATLINER Birgit	LIE	265	–	–	265 (10)	–	–
34	495065	RIENDA CONTRERAS M.	SPA	265	–	39 (36)	226 (13)	–	–
36	106056	SIMARD Genevieve	CAN	253	–	10 (46)	95 (25)	112 (13)	36 (20)



AUDI FIS SKI WORLD CUP




AUDI FIS SKI WORLD CUP AFTER 3rd LADIES SUPER-G OVERALL FIS WCSL LIST

Number of Competitors: 145

Rank	FIS Code	Name	Nation	WCSL	DH	SL	GS	SG	K
37	55075	SCHUSTER Stefanie	AUT	250	87 (25)	–	6 (58)	91 (18)	66 (9)
38	515348	BORGHI Catherine	SUI	237	148 (16)	–	–	10 (44)	79 (7)
39	55052	SCHNEIDER Tanja	AUT	232	103 (22)	–	35 (38)	94 (16)	–
40	105546	TURGEON Melanie	CAN	230	139 (17)	–	–	91 (18)	–
41	55690	HOSP Nicole	AUT	215	–	82 (24)	133 (17)	–	–
42	55590	SCHILD Marlies	AUT	212	–	212 (13)	–	–	–
43	536477	MENDES Jonna	USA	196	102 (23)	–	–	94 (16)	–
44	205119	HALTMAYR Petra	GER	193	68 (28)	–	13 (49)	76 (23)	36 (20)
45	565037	SUHADOLC Mojca	SLO	187	109 (19)	–	–	78 (22)	–
46	505260	HARGIN Janette	SWE	178	12 (49)	22 (41)	24 (43)	40 (32)	80 (6)
47	425051	ROGNMO–BAKKE Trine	NOR	176	–	176 (14)	–	–	–
48	55302	EGGER Sabine	AUT	175	–	175 (15)	–	–	–
49	425077	MARKEN Ingeborg Helen	NOR	172	170 (14)	–	–	2 (60)	–
50	195671	JACQUEMOD Ingrid	FRA	170	108 (20)	–	–	62 (24)	–
50	55313	ROHREGGER Eveline	AUT	170	–	–	120 (21)	50 (28)	–
52	205392	HAEUSL Regina	GER	167	136 (18)	–	–	31 (34)	–
53	515573	AUFDENBLATTEN Fraenzi	SUI	166	–	–	121 (20)	45 (30)	–
54	295435	GIUS Nicole	ITA	165	–	104 (22)	61 (31)	–	–
54	195215	VIDAL Vanessa	FRA	165	–	165 (16)	–	–	–
56	565109	DOVZAN Alenka	SLO	141	–	48 (34)	93 (26)	–	–
57	55539	BERGER Silvia	AUT	140	–	–	115 (23)	25 (36)	–
58	537545	MANCUSO Julia	USA	138	57 (32)	6 (54)	–	31 (34)	44 (16)
59	565097	PRETNAR Spela	SLO	136	–	119 (20)	17 (47)	–	–
60	295463	BASSIS Patrizia	ITA	133	84 (26)	–	–	49 (29)	–
61	55388	RAICH Carina	AUT	129	–	129 (17)	–	–	–
62	105997	BRYDON Emily	CAN	125	56 (33)	–	–	40 (32)	29 (22)
63	515095	KUMMER Lilian	SUI	124	–	–	124 (19)	–	–
64	185058	RAITA Henna	FIN	123	–	123 (18)	–	–	–
65	515092	GRUENENFELDER Corina	SUI	120	–	120 (19)	–	–	–
66	295533	RECCHIA Lucia	ITA	119	67 (29)	–	–	52 (26)	–
67	55691	SPONRING Christine	AUT	117	2 (60)	107 (21)	8 (53)	–	–
68	106022	JANYK Britt	CAN	114	–	18 (43)	51 (35)	–	45 (14)
69	205820	HUBER Isabelle	GER	112	56 (33)	–	–	10 (44)	46 (13)
70	535505	GERETY Megan	USA	108	100 (24)	–	–	8 (48)	–
71	535503	STREET Picabo	USA	106	106 (21)	–	–	–	–
72	425359	BERNTSEN Hedda	NOR	90	–	90 (23)	–	–	–



AUDI FIS SKI WORLD CUP




AUDI FIS SKI WORLD CUP AFTER 3rd LADIES SUPER-G OVERALL FIS WCSL LIST

Number of Competitors: 145

Rank	FIS Code	Name	Nation	WCSL	DH	SL	GS	SG	K
73	295738	BACHMANN Silke	ITA	89	–	6 (54)	83 (27)	–	–
73	485062	ZELENSKAJA Warwara	RUS	89	44 (37)	–	–	45 (30)	–
75	295800	TAGLIABUE Elena	ITA	88	40 (40)	–	–	24 (37)	24 (26)
76	55588	RUMPFHUBER Ingrid	AUT	85	67 (29)	–	–	18 (39)	–
77	535529	MONAHAN Kathleen	USA	84	32 (44)	–	–	52 (26)	–
78	205115	GERG Annemarie	GER	81	–	77 (27)	4 (61)	–	–
79	565004	BOKAL Natasa	SLO	80	–	80 (26)	–	–	–
80	55622	VIERTHALER Astrid	AUT	72	38 (41)	–	–	5 (52)	29 (22)
81	705287	ZUZULOVA Veronika	SVK	71	–	71 (28)	–	–	–
82	295445	KARBON Denise	ITA	70	–	10 (46)	60 (32)	–	–
83	295927	PLANATSCHER Maddalena	ITA	68	–	6 (54)	62 (30)	–	–
84	505271	EKMAN Susanne	SWE	67	–	67 (29)	–	–	–
85	295559	BIAVASCHI Elisabetta	ITA	66	–	66 (30)	–	–	–
86	537544	KILDOW Lindsey C.	USA	60	12 (49)	–	–	8 (48)	40 (17)
87	415069	RIEGLER Claudia	NZE	58	–	58 (32)	–	–	–
88	515403	MUELLER Tamara	SUI	57	43 (38)	–	–	14 (43)	–
89	565207	DABIC Lea	SLO	56	–	56 (33)	–	–	–
90	385027	FLEISS Nika	CRO	44	–	44 (35)	–	–	–
91	205043	BRAUNER Sibylle	GER	43	37 (42)	–	–	6 (51)	–
92	105662	LEFRANCOIS Anne Marie	CAN	41	41 (39)	–	–	–	–
93	206001	RIESCH Maria	GER	40	24 (46)	8 (51)	8 (53)	–	–
94	305287	HIROI Noriyo	JPN	39	–	39 (36)	–	–	–
94	55596	WILHELM Kathrin	AUT	39	34 (43)	–	–	5 (52)	–
96	45053	JONES Alice	AUS	38	–	–	–	–	38 (19)
96	45002	STEGGALL Zali	AUS	38	–	38 (38)	–	–	–
98	505632	LINDELL-VIKARBY Jessica	SWE	36	–	–	36 (37)	–	–
98	195868	MEILLEUR Karine	FRA	36	26 (45)	–	–	10 (44)	–
100	45071	OWENS Jenny	AUS	32	3 (56)	–	–	–	29 (22)
101	105859	BOUCHER Sara-Maude	CAN	31	2 (60)	–	–	3 (58)	26 (25)
102	105903	PRCHAL Anna	CAN	27	–	–	5 (60)	–	22 (27)
103	55759	KIRCHGASSER Michaela	AUT	26	–	26 (39)	–	–	–
104	295807	VIERIN Sonia	ITA	25	–	–	25 (42)	–	–
105	536884	LUDLOW Libby	USA	24	9 (53)	–	–	15 (42)	–
106	195291	PELLAT-FINET Caroline	FRA	22	–	–	22 (45)	–	–
107	55136	KOELLERER Karin	AUT	21	–	21 (42)	–	–	–
107	495318	RUIZ CASTILLO Carolina	SPA	21	–	–	4 (61)	17 (40)	–



AUDI FIS SKI WORLD CUP



AUDI FIS SKI WORLD CUP AFTER 3rd LADIES SUPER-G OVERALL FIS WCSL LIST

Number of Competitors: 145

Rank	FIS Code	Name	Nation	WCSL	DH	SL	GS	SG	K
109	565136	BRACUN Spela	SLO	20	20 (47)	–	–	–	–
109	55576	GOERGL Elisabeth	AUT	20	–	–	20 (46)	–	–
111	515429	DUMERMUTH Monika	SUI	19	3 (56)	–	–	16 (41)	–
112	225206	ALCOTT Chimene	GBR	18	–	–	–	–	18 (29)
113	185118	KAEYHKOE Pia	FIN	15	–	–	–	–	15 (30)
113	355020	SCHAEDLER Tamara	LIE	15	–	–	–	–	15 (30)
115	295265	CERESA Annalisa	ITA	13	–	13 (44)	–	–	–
115	495107	GALINDO SANTOLARIA Ana	SPA	13	–	–	13 (49)	–	–
115	536479	POWERS Alison	USA	13	13 (48)	–	–	–	–
118	55383	BLASER Karin	AUT	11	11 (51)	–	–	–	–
118	225018	CARRICK-ANDERSON Emma	GBR	11	–	11 (45)	–	–	–
120	505396	HARGIN Christine	SWE	10	–	10 (46)	–	–	–
120	515496	IMLIG Corinne	SUI	10	10 (52)	–	–	–	–
120	425458	VIKEN Line	NOR	10	–	10 (46)	–	–	–
123	295449	KLEON Barbara	ITA	9	5 (55)	–	4 (61)	–	–
124	515534	DICHT Erika	SUI	8	–	–	8 (53)	–	–
124	385032	JELUSIC Ana	CRO	8	–	–	8 (53)	–	–
124	195273	SEKINO Fujiko	FRA	8	–	–	8 (53)	–	–
124	515170	STYGER Nadia	SUI	8	3 (56)	–	–	5 (52)	–
124	55359	TRUPPE Karin	AUT	8	–	8 (51)	–	–	–
124	55538	WIRTH Katja	AUT	8	3 (56)	–	–	5 (52)	–
130	205716	HUBER-BRANDT Marina	GER	7	–	7 (53)	–	–	–
131	155333	HRSTKOVA Lucie	CZE	6	–	–	6 (58)	–	–
131	537446	MCCARTY Bryna	USA	6	6 (54)	–	–	–	–
131	205736	WOLF Stefanie	GER	6	–	6 (54)	–	–	–
134	425022	FJELDAVLIE Merete	NOR	5	–	–	–	5 (52)	–
134	55544	KNOR Petra	AUT	5	–	5 (58)	–	–	–
136	515166	PIEREN Tanja	SUI	4	–	–	–	4 (57)	–
137	195193	DUVILLARD Kristina	FRA	3	–	–	3 (64)	–	–
137	195920	GIVELET Anne-Laure	FRA	3	–	–	–	3 (58)	–
137	296008	MERIGHETTI Daniela	ITA	3	–	3 (59)	–	–	–
140	485217	ALIEVA Olesja	RUS	2	–	–	2 (66)	–	–
140	515478	ALPIGER Ella	SUI	2	2 (60)	–	–	–	–
140	55339	LECHNER Martina	AUT	2	–	–	–	2 (60)	–
140	515560	SCHILD Martina	SUI	2	2 (60)	–	–	–	–
140	155047	ZAKOURILOVA Petra	CZE	2	–	2 (60)	–	–	–



AUDI FIS SKI WORLD CUP



AUDI FIS SKI WORLD CUP AFTER 3rd LADIES SUPER-G OVERALL FIS WCSL LIST

Number of Competitors: 145

Rank	FIS Code	Name	Nation	WCSL	DH	SL	GS	SG	K
145	296259	MOELGG Manuela	ITA	1	-	-	-	1 (62)	-

LEGEND

GS Giant Slalom points **SG** Super-G points **DH** Downhill points **WCSL** Overall points **SL** Slalom points
K Combined points

13-12-2002 / Val d'Isère (FRA) / 5845

Page 5/5

www.fis-ski.com

Generation Date: FRI 13 DEC 2002


Time: 12:49 Swatch Internet Time: @534

Document: 60B 1.0





AUDI FIS SKI WORLD CUP



AUDI FIS SKI WORLD CUP AFTER 3rd LADIES SUPER-G SUPER-G FIS WORLD CUP STANDINGS

Rank	FIS Code	Name	Nation	29 NOV 2002 Aspen (USA)			WC-SG Diff.
				1	2	3	
Number of Competitors: 46				8 DEC 2002 Lake Louise (CAN)			
				13 DEC 2002 Val d'Isère (FRA)			
1	195374	MONTILLET Carole	FRA	18	60	100	178
2	295342	PUTZER Karen	ITA	40	100	36	176 - 2
3	55198	DORFMEISTER Michaela	AUT	36	45	60	141 - 37
4	536138	CLARK Kirsten L	USA	50	50	40	140 - 38
5	385022	KOSTELIC Janica	CRO	80	36	18	134 - 44
6	295136	CECCARELLI Daniela	ITA	24	26	80	130 - 48
7	205378	ERTL Martina	GER	32	80	14	126 - 52
8	205117	GERG Hilde	GER	100	-	-	100 - 78
9	515098	REY BELLET Corinne	SUI	45	20	16	81 - 97
10	55069	GOETSCHL Renate	AUT	-	18	50	68 - 110
10	536473	LALIVE Caroline	USA	29	13	26	68 - 110
12	536477	MENDES Jonna	USA	26	29	10	65 - 113
13	295588	KOSTNER Isolde	ITA	60	-	-	60 - 118
14	565037	SUHADOLC Mojca	SLO	22	5	29	56 - 122
15	106056	SIMARD Genevieve	CAN	-	40	15	55 - 123
16	195671	JACQUEMOD Ingrid	FRA	16	14	22	52 - 126
17	515409	BERTHOD Sylviane	SUI	20	24	6	50 - 128
18	515573	AUFDENBLATTEN Fraenzi	SUI	-	-	45	45 - 133
19	105546	TURGEON Melanie	CAN	13	16	8	37 - 141
20	55212	MEISSNITZER Alexandra	AUT	-	3	32	35 - 143
21	295533	RECCHIA Lucia	ITA	-	22	11	33 - 145
22	105997	BRYDON Emily	CAN	-	32	-	32 - 146
23	205392	HAEUSL Regina	GER	10	-	20	30 - 148
24	55539	BERGER Silvia	AUT	13	-	12	25 - 153
24	537545	MANCUSO Julia	USA	14	11	-	25 - 153
24	535529	MONAHAN Kathleen	USA	-	1	24	25 - 153
24	55313	ROHREGGER Eveline	AUT	15	10	-	25 - 153
28	295463	BASSIS Patrizia	ITA	6	15	-	21 - 157
29	55261	OBERMOSER Brigitte	AUT	7	13	-	20 - 158
30	515429	DUMERMUTH Monika	SUI	9	-	7	16 - 162
31	536884	LUDLOW Libby	USA	2	-	13	15 - 163
32	515403	MUELLER Tamara	SUI	5	8	-	13 - 165
32	55052	SCHNEIDER Tanja	AUT	11	-	2	13 - 165



AUDI FIS SKI WORLD CUP



AUDI FIS SKI WORLD CUP AFTER 3rd LADIES SUPER-G SUPER-G FIS WORLD CUP STANDINGS

Rank	FIS Code	Name	Nation	29 NOV 2002 Aspen (USA)			WC-SG Diff.
				1	2	3	
Number of Competitors: 46				8 DEC 2002 Lake Louise (CAN)	13 DEC 2002 Val d'Isère (FRA)		
34	205820	HUBER Isabelle	GER	-	10	-	10 - 168
35	505187	OTTOSSON Anna	SWE	-	-	9	9 - 169
36	505483	PAERSON Anja	SWE	8	-	-	8 - 170
37	515348	BORGHI Catherine	SUI	-	6	1	7 - 171
37	195868	MEILLEUR Karine	FRA	-	7	-	7 - 171
39	515170	STYGER Nadia	SUI	-	5	-	5 - 173
39	55596	WILHELM Kathrin	AUT	5	-	-	5 - 173
39	55538	WIRTH Katja	AUT	-	-	5	5 - 173
42	515166	PIEREN Tanja	SUI	-	-	4	4 - 174
43	195920	GIVELET Anne-Laure	FRA	-	-	3	3 - 175
43	55290	HEREGGER Selina	AUT	3	-	-	3 - 175
43	295800	TAGLIABUE Elena	ITA	-	3	-	3 - 175
46	296259	MOELGG Manuela	ITA	1	-	-	1 - 177

LEGEND

WC-SG World Cup points for Super-G Diff. Points Difference

13-12-2002 / Val d'Isère (FRA) / 5845

Page 2/2

www.fis-ski.com

Generation Date: FRI 13 DEC 2002


Time: 12:49 Swatch Internet Time: @534

Document: 25 1.0





AUDI FIS SKI WORLD CUP



AUDI FIS SKI WORLD CUP AFTER 3rd LADIES SUPER-G OVERALL FIS WORLD CUP STANDINGS

Number of Competitors: 100

Rank	FIS Code	Name	Nation	Points	DH	SL	GS	SG	K
					2 races	2 races	3 races	3 races	
1	385022	KOSTELIC Janica	CRO	485	42 (13)	180 (1)	129 (5)	134 (5)	–
2	195374	MONTILLET Carole	FRA	401	180 (1)	–	43 (20)	178 (1)	–
3	295342	PUTZER Karen	ITA	343	38 (16)	–	129 (5)	176 (2)	–
4	55198	DORFMEISTER Michaela	AUT	302	72 (6)	–	89 (10)	141 (3)	–
5	536138	CLARK Kirsten L	USA	277	105 (3)	–	32 (26)	140 (4)	–
6	205378	ERTL Martina	GER	274	46 (12)	56 (9)	46 (17)	126 (7)	–
7	515268	NEF Sonja	SUI	241	–	76 (7)	165 (1)	–	–
8	55212	MEISSNITZER Alexandra	AUT	236	61 (7)	–	140 (2)	35 (20)	–
9	205117	GERG Hilde	GER	214	100 (4)	–	14 (32)	100 (8)	–
9	55690	HOSP Nicole	AUT	214	–	82 (6)	132 (4)	–	–
11	505483	PAERSON Anja	SWE	202	–	118 (3)	76 (12)	8 (36)	–
12	515098	REY BELLET Corinne	SUI	201	120 (2)	–	–	81 (9)	–
13	55069	GOETSCHL Renate	AUT	164	96 (5)	–	–	68 (10)	–
14	295136	CECCARELLI Daniela	ITA	139	–	–	9 (37)	130 (6)	–
15	195377	PASCAL Christel	FRA	138	–	125 (2)	13 (35)	–	–
16	355002	HEEB-BATLINER Birgit	LIE	136	–	–	136 (3)	–	–
17	536473	LALIVE Caroline	USA	132	50 (11)	–	14 (32)	68 (10)	–
17	505187	OTTOSSON Anna	SWE	132	–	37 (14)	86 (11)	9 (35)	–
19	425001	FLEMMEN Andrine	NOR	111	–	–	111 (7)	–	–
20	565037	SUHADOLC Mojca	SLO	108	52 (8)	–	–	56 (14)	–
21	536477	MENDES Jonna	USA	106	41 (14)	–	–	65 (12)	–
21	495065	RIENDA CONTRERAS M.	SPA	106	–	7 (30)	99 (9)	–	–
23	55590	SCHILD Marlies	AUT	105	–	105 (4)	–	–	–
24	195671	JACQUEMOD Ingrid	FRA	104	52 (8)	–	–	52 (16)	–
25	515409	BERTHOD Sylviane	SUI	102	52 (8)	–	–	50 (17)	–
26	565243	MAZE Tina	SLO	100	–	–	100 (8)	–	–
27	295435	GIUS Nicole	ITA	96	–	65 (8)	31 (28)	–	–
28	536481	SCHLEPER Sarah	USA	92	–	40 (12)	52 (14)	–	–
29	515573	AUFDENBLATTEN Fraenzi	SUI	90	–	–	45 (19)	45 (18)	–
30	55539	BERGER Silvia	AUT	88	–	–	63 (13)	25 (24)	–
30	106056	SIMARD Genevieve	CAN	88	–	–	33 (25)	55 (15)	–
32	55302	EGGER Sabine	AUT	86	–	86 (5)	–	–	–
33	185140	POUTIAINEN Tanja	FIN	77	–	30 (17)	47 (16)	–	–
34	205392	HAEUSL Regina	GER	66	36 (17)	–	–	30 (23)	–
34	55261	OBERMOSER Brigitte	AUT	66	–	–	46 (17)	20 (29)	–
36	55313	ROHREGGER Eveline	AUT	63	–	–	38 (22)	25 (24)	–



AUDI FIS SKI WORLD CUP




AUDI FIS SKI WORLD CUP AFTER 3rd LADIES SUPER-G OVERALL FIS WORLD CUP STANDINGS

Number of Competitors: 100

Rank	FIS Code	Name	Nation	Points	DH	SL	GS	SG	K
					2 races	2 races	3 races	3 races	
37	295588	KOSTNER Isolde	ITA	60	-	-	-	60 (13)	-
38	515370	OESTER Marlies	SUI	55	-	39 (13)	16 (31)	-	-
38	105546	TURGEON Melanie	CAN	55	18 (24)	-	-	37 (19)	-
40	515403	MUELLER Tamara	SUI	54	41 (14)	-	-	13 (32)	-
41	537545	MANCUSO Julia	USA	51	20 (23)	6 (32)	-	25 (24)	-
41	195249	PEQUEGNOT Laure	FRA	51	-	50 (10)	1 (46)	-	-
43	425389	NILSEN Stina Hofgard	NOR	50	-	-	50 (15)	-	-
44	205636	BERGMANN Monika	GER	44	-	44 (11)	-	-	-
45	205820	HUBER Isabelle	GER	43	33 (19)	-	-	10 (34)	-
46	105741	FORSYTH Allison	CAN	42	-	-	42 (21)	-	-
47	106022	JANYK Britt	CAN	41	-	7 (30)	34 (24)	-	-
48	535529	MONAHAN Kathleen	USA	39	14 (25)	-	-	25 (24)	-
48	55596	WILHELM Kathrin	AUT	39	34 (18)	-	-	5 (39)	-
50	505632	LINDELL-VIKARBY Jessica	SWE	36	-	-	36 (23)	-	-
51	295533	RECCHIA Lucia	ITA	35	2 (35)	-	-	33 (21)	-
52	425051	ROGNMO-BAKKE Trine	NOR	34	-	34 (15)	-	-	-
53	105997	BRYDON Emily	CAN	32	-	-	-	32 (22)	-
53	565109	DOVZAN Alenka	SLO	32	-	-	32 (26)	-	-
53	505271	EKMAN Susanne	SWE	32	-	32 (16)	-	-	-
56	515348	BORGHINI Catherine	SUI	31	24 (20)	-	-	7 (37)	-
57	295463	BASSIS Patrizia	ITA	30	9 (27)	-	-	21 (28)	-
58	195868	MEILLEUR Karine	FRA	29	22 (22)	-	-	7 (37)	-
59	205115	GERG Annemarie	GER	27	-	27 (18)	-	-	-
59	535825	KOZNICK Kristina	USA	27	-	13 (24)	14 (32)	-	-
61	385027	FLEISS Nika	CRO	26	-	26 (19)	-	-	-
62	536884	LUDLOW Libby	USA	24	9 (27)	-	-	15 (31)	-
62	206001	RIESCH Maria	GER	24	24 (20)	-	-	-	-
64	565207	DABIC Lea	SLO	23	-	23 (20)	-	-	-
65	55576	GOERGL Elisabeth	AUT	20	-	-	20 (29)	-	-
65	565097	PRETNAR Spela	SLO	20	-	18 (22)	2 (44)	-	-
65	415069	RIEGLER Claudia	NZE	20	-	20 (21)	-	-	-
68	295927	PLANATSCHER Maddalena	ITA	19	-	-	19 (30)	-	-
68	55052	SCHNEIDER Tanja	AUT	19	-	-	6 (40)	13 (32)	-
70	515092	GRUENENFELDER Corina	SUI	18	-	18 (22)	-	-	-
71	515429	DUMERMUTH Monika	SUI	17	1 (36)	-	-	16 (30)	-
72	295265	CERESA Annalisa	ITA	13	-	13 (24)	-	-	-



AUDI FIS SKI WORLD CUP



AUDI FIS SKI WORLD CUP AFTER 3rd LADIES SUPER-G OVERALL FIS WORLD CUP STANDINGS

Number of Competitors: 100

Rank	FIS Code	Name	Nation	Points	DH	SL	GS	SG	K
					2 races	2 races	3 races	3 races	
72	295445	KARBON Denise	ITA	13	–	–	13 (35)	–	–
74	55290	HEREGGER Selina	AUT	12	9 (27)	–	–	3 (43)	–
74	55691	SPONRING Christine	AUT	12	–	12 (26)	–	–	–
76	55383	BLASER Karin	AUT	11	11 (26)	–	–	–	–
77	565004	BOKAL Natasa	SLO	10	–	10 (27)	–	–	–
78	225018	CARRICK-ANDERSON Emma	GBR	9	–	9 (28)	–	–	–
79	515534	DICHT Erika	SUI	8	–	–	8 (38)	–	–
79	385032	JELUSIC Ana	CRO	8	–	–	8 (38)	–	–
79	185058	RAITA Henna	FIN	8	–	8 (29)	–	–	–
79	515170	STYGER Nadia	SUI	8	3 (34)	–	–	5 (39)	–
83	515496	IMLIG Corinne	SUI	7	7 (30)	–	–	–	–
84	537446	MCCARTY Bryna	USA	6	6 (31)	–	–	–	–
84	55388	RAICH Carina	AUT	6	–	6 (32)	–	–	–
84	55588	RUMPFHUBER Ingrid	AUT	6	6 (31)	–	–	–	–
84	55538	WIRTH Katja	AUT	6	1 (36)	–	–	5 (39)	–
88	195215	VIDAL Vanessa	FRA	5	–	5 (34)	–	–	–
89	425359	BERNTSEN Hedda	NOR	4	–	4 (35)	–	–	–
89	565136	BRACUN Spela	SLO	4	4 (33)	–	–	–	–
89	515166	PIEREN Tanja	SUI	4	–	–	–	4 (42)	–
89	495318	RUIZ CASTILLO Carolina	SPA	4	–	–	4 (41)	–	–
93	195193	DUVILLARD Kristina	FRA	3	–	–	3 (42)	–	–
93	495107	GALINDO SANTOLARIA Ana	SPA	3	–	–	3 (42)	–	–
93	195920	GIVELET Anne-Laure	FRA	3	–	–	–	3 (43)	–
93	296008	MERIGHETTI Daniela	ITA	3	–	3 (36)	–	–	–
93	295800	TAGLIABUE Elena	ITA	3	–	–	–	3 (43)	–
93	425458	VIKEN Line	NOR	3	–	3 (36)	–	–	–
99	485217	ALIEVA Olesja	RUS	2	–	–	2 (44)	–	–
100	296259	MOELGG Manuela	ITA	1	–	–	–	1 (46)	–

LEGEND

GS Giant Slalom points **SG** Super-G points **DH** Downhill points **Points** Overall points **SL** Slalom points
K Combined points

13-12-2002 / Val d'Isère (FRA) / 5845

Page 3/3

www.fis-ski.com

Generation Date: FRI 13 DEC 2002

Time: 12:49 Swatch Internet Time: @534

Document: 25 1.0





AUDI FIS SKI WORLD CUP




AUDI FIS SKI WORLD CUP AFTER 3rd LADIES SUPER-G WOMEN FIS NATION CUP

Number of Nations: 17

Place	Nation	Points	Diff.	DH	SL	GS	SG	K
1	AUT Austria	1455		290	291	534	340	-
2	SUI Switzerland	836	- 619	248	133	234	221	-
3	ITA Italy	755	- 700	49	81	201	424	-
4	USA United States of America	754	- 701	245	59	112	338	-
5	FRA France	734	- 721	254	180	60	240	-
6	GER Germany	692	- 763	239	127	60	266	-
7	CRO Croatia	519	- 936	42	206	137	134	-
8	SWE Sweden	402	- 1053	-	187	198	17	-
9	SLO Slovenia	297	- 1158	56	51	134	56	-
10	CAN Canada	258	- 1197	18	7	109	124	-
11	NOR Norway	202	- 1253	-	41	161	-	-
12	LIE Liechtenstein	136	- 1319	-	-	136	-	-
13	ESP Spain	113	- 1342	-	7	106	-	-
14	FIN Finland	85	- 1370	-	38	47	-	-
15	NZL New Zealand	20	- 1435	-	20	-	-	-
16	GBR Great Britain	9	- 1446	-	9	-	-	-
17	RUS Russian Federation	2	- 1453	-	-	2	-	-



AUDI FIS SKI WORLD CUP



AUDI FIS SKI WORLD CUP AFTER 3rd LADIES SUPER-G FIS OVERALL NATION CUP

Number of Nations: 18

Place	Nation	Overall			DH Points			SL Points			GS Points			SG Points			K Points		
		M+W	M	W	M+W	M	W	M+W	M	W	M+W	M	W	M+W	M	W	M+W	M	W
1	AUT	3436	1981	1455	1062	772	290	591	300	291	1003	469	534	780	440	340	-	-	-
2	SUI	1759	923	836	455	207	248	162	29	133	535	301	234	607	386	221	-	-	-
3	USA	1218	464	754	428	183	245	109	50	59	215	103	112	466	128	338	-	-	-
4	FRA	1128	394	734	306	52	254	305	125	180	216	156	60	301	61	240	-	-	-
5	ITA	1040	285	755	94	45	49	94	13	81	369	168	201	483	59	424	-	-	-
6	GER	694	2	692	239	-	239	127	-	127	60	-	60	268	2	266	-	-	-
7	NOR	663	461	202	121	121	-	113	72	41	238	77	161	191	191	-	-	-	-
8	CRO	542	23	519	42	-	42	224	18	206	142	5	137	134	-	134	-	-	-
9	SWE	536	134	402	2	2	-	202	15	187	278	80	198	54	37	17	-	-	-
10	SLO	426	129	297	74	18	56	118	67	51	162	28	134	72	16	56	-	-	-
11	CAN	311	53	258	18	-	18	23	16	7	146	37	109	124	-	124	-	-	-
12	LIE	301	165	136	33	33	-	-	-	-	148	12	136	120	120	-	-	-	-
13	ESP	113	-	113	-	-	-	7	-	7	106	-	106	-	-	-	-	-	-
14	FIN	102	17	85	-	-	-	49	11	38	53	6	47	-	-	-	-	-	-
15	NZL	20	-	20	-	-	-	20	-	20	-	-	-	-	-	-	-	-	-
16	GBR	9	-	9	-	-	-	9	-	9	-	-	-	-	-	-	-	-	-
17	AUS	8	8	-	8	8	-	-	-	-	-	-	-	-	-	-	-	-	-
18	RUS	2	-	2	-	-	-	-	-	-	2	-	2	-	-	-	-	-	-