



**AUDI FIS SKI WORLD CUP**  
8th LADIES SLALOM  
**LIST OF COMPETITORS BY FIS POINTS**



Number of Competitors: 52

FIS Code	Name	Nation	FIS Points
385022	KOSTELIC Janica	CRO	0.00
505483	PAERSON Anja	SWE	1.65
195249	PEQUEGNOT Laure	FRA	2.73
195377	PASCAL Christel	FRA	2.99
185140	POUTIAINEN Tanja	FIN	3.31
55590	SCHILD Marlies	AUT	3.96
205636	BERGMANN Monika	GER	4.12
535825	KOZNICK Kristina	USA	4.20
536481	SCHLEPER Sarah	USA	4.50
205378	ERTL Martina	GER	4.75
295435	GIUS Nicole	ITA	4.89
425051	ROGNMO-BAKKE Trine	NOR	5.02
205115	GERG Annemarie	GER	5.18
55302	EGGER Sabine	AUT	5.19
515370	OESTER Marlies	SUI	5.33
415069	RIEGLER Claudia	NZE	5.64
55576	GOERGL Elisabeth	AUT	5.65
505271	EKMAN Susanne	SWE	5.80
55388	RAICH Carina	AUT	5.81
565097	PRETNAR Spela	SLO	5.87
515092	GRUENENFELDER Corina	SUI	5.89
425359	BERNTSEN Hedda	NOR	5.89
505187	OTTOSSON Anna	SWE	5.91
155415	ZAHROBSKA Sarka	CZE	5.92
185058	RAITA Henna	FIN	5.99
425458	VIKEN Line	NOR	6.59
515619	GINI Sandra	SUI	7.04
55359	TRUPPE Karin	AUT	8.55
295265	CERESA Annalisa	ITA	8.94
296073	MORANDINI Claudia	ITA	9.25
425380	BREMSETH Lisa	NOR	9.26
195912	DE LEYMARIE Florine	FRA	9.70
565207	DABIC Lea	SLO	11.51
155047	ZAKOURILOVA Petra	CZE	12.81
505461	HULTDIN Kristina	SWE	13.49
106022	JANYK Britt	CAN	13.97



**AUDI FIS SKI WORLD CUP**  
8th LADIES SLALOM  
**LIST OF COMPETITORS BY FIS POINTS**



Number of Competitors: 52

<b>FIS Code</b>	<b>Name</b>	<b>Nation</b>	<b>FIS Points</b>
185081	<b>PITKANEN Riitta</b>	FIN	14.00
505335	<b>HULTDIN Malin</b>	SWE	14.71
505260	<b>HARGIN Janette</b>	SWE	14.79
225018	<b>CARRICK-ANDERSON Emma</b>	GBR	15.23
505396	<b>HARGIN Christine</b>	SWE	16.30
296008	<b>MERIGHETTI Daniela</b>	ITA	17.07
295738	<b>BACHMANN Silke</b>	ITA	17.32
295445	<b>KARBON Denise</b>	ITA	17.40
105741	<b>FORSYTH Allison</b>	CAN	17.56
425443	<b>BIRKELUND Karina</b>	NOR	19.44
495065	<b>RIENDA CONTRERAS Maria Jose</b>	SPA	21.36
295927	<b>PLANATSCHER Maddalena</b>	ITA	23.13
105997	<b>BRYDON Emily</b>	CAN	23.93
565243	<b>MAZE Tina</b>	SLO	28.66
425001	<b>FLEMMEN Andrine</b>	NOR	29.95
495318	<b>RUIZ CASTILLO Carolina</b>	SPA	36.90



**AUDI FIS SKI WORLD CUP**  
8th LADIES SLALOM  
**ALPHABETICAL LIST OF COMPETITORS**



Number of Competitors: 52

Nation	FIS Code	Name	FIS Points (February 2003 List)			
			DH	SL	GS	SG
<b>AUT</b>	55302	<b>EGGER Sabine</b>	321.28 (1175)	5.19 (16)	35.36 (246)	187.17 (1489)
	55576	<b>GOERGL Elisabeth</b>	44.85 (145)	5.65 (21)	7.05 (32)	52.07 (231)
	55388	<b>RAICH Carina</b>	–	5.81 (23)	29.95 (182)	202.90 (1604)
	55590	<b>SCHILD Marlies</b>	63.07 (220)	3.96 (6)	28.37 (170)	77.72 (446)
	55359	<b>TRUPPE Karin</b>	173.56 (734)	8.55 (35)	26.14 (136)	62.12 (312)
<b>CAN</b>	105997	<b>BRYDON Emily</b>	35.55 (115)	23.93 (116)	38.44 (278)	5.94 (29)
	105741	<b>FORSYTH Allison</b>	67.04 (239)	17.56 (76)	3.91 (14)	59.98 (293)
	106022	<b>JANYK Britt</b>	92.30 (361)	13.97 (58)	5.23 (23)	26.40 (93)
<b>CRO</b>	385022	<b>KOSTELIC Janica</b>	5.20 (19)	0.00 (1)	2.08 (5)	1.73 (7)
<b>CZE</b>	155415	<b>ZAHROBSKA Sarka</b>	44.79 (144)	5.92 (29)	17.56 (74)	39.47 (150)
	155047	<b>ZAKOURILOVA Petra</b>	105.35 (439)	12.81 (54)	37.59 (268)	69.68 (374)
<b>FIN</b>	185081	<b>PITKANEN Riitta</b>	386.24 (1256)	14.00 (59)	25.26 (133)	368.38 (2124)
	185140	<b>POUTIAINEN Tanja</b>	–	3.31 (5)	3.88 (13)	152.30 (1187)
	185058	<b>RAITA Henna</b>	295.99 (1131)	5.99 (30)	44.14 (362)	223.49 (1696)
<b>FRA</b>	195912	<b>DE LEYMARIE Florine</b>	–	9.70 (41)	64.93 (716)	222.82 (1693)
	195377	<b>PASCAL Christel</b>	–	2.99 (4)	17.09 (68)	309.03 (2030)
	195249	<b>PEQUEGNOT Laure</b>	221.34 (931)	2.73 (3)	26.36 (140)	140.45 (1067)
<b>GBR</b>	225018	<b>CARRICK-ANDERSON Emma</b>	–	15.23 (65)	36.68 (264)	199.59 (1580)
<b>GER</b>	205636	<b>BERGMANN Monika</b>	110.65 (458)	4.12 (7)	59.74 (628)	139.37 (1060)
	205378	<b>ERTL Martina</b>	5.87 (27)	4.75 (12)	4.35 (16)	3.16 (10)
	205115	<b>GERG Annemarie</b>	–	5.18 (15)	18.66 (84)	166.53 (1317)
<b>ITA</b>	295738	<b>BACHMANN Silke</b>	185.38 (797)	17.32 (74)	10.50 (34)	99.83 (689)
	295265	<b>CERESA Annalisa</b>	48.16 (163)	8.94 (36)	26.49 (144)	68.43 (367)
	295435	<b>GIUS Nicole</b>	181.58 (779)	4.89 (13)	12.46 (42)	100.67 (696)
	295445	<b>KARBON Denise</b>	430.64 (1286)	17.40 (75)	4.51 (17)	90.57 (585)
	296008	<b>MERIGHETTI Daniela</b>	23.41 (68)	17.07 (73)	13.79 (46)	32.38 (113)
	296073	<b>MORANDINI Claudia</b>	274.25 (1084)	9.25 (38)	19.09 (87)	104.55 (735)
	295927	<b>PLANATSCHER Maddalena</b>	107.70 (446)	23.13 (107)	11.45 (37)	64.32 (332)



**AUDI FIS SKI WORLD CUP**  
8th LADIES SLALOM  
**ALPHABETICAL LIST OF COMPETITORS**



Number of Competitors: 52

Nation	FIS Code	Name	FIS Points (February 2003 List)			
			DH	SL	GS	SG
<b>NOR</b>	425359	<b>BERNTSEN Hedda</b>	83.28 (324)	5.89 (25)	24.69 (127)	92.11 (597)
	425443	<b>BIRKELUND Karina</b>	279.88 (1104)	19.44 (84)	31.14 (198)	144.02 (1098)
	425380	<b>BREMSETH Lisa</b>	53.96 (184)	9.26 (39)	26.44 (141)	77.51 (443)
	425001	<b>FLEMMEN Andrine</b>	38.84 (127)	29.95 (165)	3.16 (8)	17.82 (61)
	425051	<b>ROGNMO-BAKKE Trine</b>	256.93 (1040)	5.02 (14)	32.05 (216)	306.31 (2022)
	425458	<b>VIKEN Line</b>	287.29 (1119)	6.59 (33)	32.20 (217)	171.18 (1361)
<b>NZE</b>	415069	<b>RIEGLER Claudia</b>	–	5.64 (19)	70.51 (848)	–
<b>SLO</b>	565207	<b>DABIC Lea</b>	77.41 (301)	11.51 (46)	45.05 (371)	39.36 (149)
	565243	<b>MAZE Tina</b>	103.32 (424)	28.66 (150)	3.61 (10)	28.45 (98)
	565097	<b>PRETNAR Spela</b>	151.35 (634)	5.87 (24)	14.32 (48)	56.54 (272)
<b>SPA</b>	495065	<b>RIENDA CONTRERAS Maria Jose</b>	–	21.36 (96)	3.03 (7)	40.10 (157)
	495318	<b>RUIZ CASTILLO Carolina</b>	33.28 (104)	36.90 (235)	15.08 (52)	15.58 (55)
<b>SUI</b>	515619	<b>GINI Sandra</b>	276.93 (1091)	7.04 (34)	15.78 (60)	97.38 (658)
	515092	<b>GRUENENFELDER Corina</b>	394.35 (1262)	5.89 (25)	23.77 (118)	206.29 (1619)
	515370	<b>OESTER Marlies</b>	45.02 (146)	5.33 (17)	14.92 (51)	80.45 (477)
<b>SWE</b>	505271	<b>EKMAN Susanne</b>	–	5.80 (22)	11.92 (39)	184.78 (1464)
	505396	<b>HARGIN Christine</b>	59.96 (206)	16.30 (71)	24.85 (128)	81.70 (487)
	505260	<b>HARGIN Janette</b>	18.80 (58)	14.79 (63)	20.57 (100)	28.16 (95)
	505461	<b>HULTDIN Kristina</b>	228.66 (951)	13.49 (56)	30.80 (193)	87.93 (553)
	505335	<b>HULTDIN Malin</b>	361.00 (1235)	14.71 (62)	32.77 (222)	242.59 (1793)
	505187	<b>OTTOSSON Anna</b>	308.54 (1154)	5.91 (27)	3.74 (11)	12.35 (41)
	505483	<b>PAERSON Anja</b>	189.07 (817)	1.65 (2)	0.23 (2)	18.05 (62)
<b>USA</b>	535825	<b>KOZNICK Kristina</b>	–	4.20 (8)	5.99 (30)	132.20 (997)
	536481	<b>SCHLEPER Sarah</b>	37.80 (121)	4.50 (10)	5.14 (22)	79.62 (464)

**LEGEND**  
DH Downhill    SL Slalom    GS Giant Slalom    SG Super-G

08-03-2003 / Åre (SWE) / 5960

Page 2/2

Data Processing by SWATCH

www.fis-ski.com

SWATCH Timing

Generation Date: FRI 7 MAR 2003

Time: 18:29 Swatch Internet Time: @770

Document: 32A 1.0

**AUDI FIS SKI WORLD CUP**

8th LADIES SLALOM 1st RUN

**START LIST****Jury**

<b>TD FIS</b>	J.E. REBNE	NOR
<b>Referee</b>	K. HOCH	FIS
<b>Chief of Race</b>	J-E. HEDSTROEM	SWE

**Technical Data**

<b>Course Name</b>	Olympia
<b>Start Altitude</b>	570 m
<b>Finish Altitude</b>	402 m
<b>Vertical Drop</b>	168 m
<b>Homologation Number</b>	5995/505/00

**Race Information 1st Run**

<b>Course Setter</b>	A. KOSTELIC	CRO
<b>Number of Gates</b>	62	
<b>Turning Gates</b>	60	
<b>Start Time</b>	09:30	
<b>Forerunners</b>	A - A. MOELLER	SWE
	B - S. KOCKEN	SWE
	C - E. EDVINGER	SWE

**Race Information 2nd Run**

<b>Course Setter</b>	B. BRUNNER	AUT
<b>Number of Gates</b>		
<b>Turning Gates</b>		
<b>Start Time</b>	12:00	
<b>Forerunners</b>	A - A. MOELLER	SWE
	B - S. KOCKEN	SWE
	C - E. EDVINGER	SWE

**Number of Competitors: 52**

Bib	FIS Code	Name	Year of Birth	Nation	Time	Ski
1	205636	BERGMANN Monika	1978	GER	_____	VK
2	505483	PAERSON Anja	1981	SWE	_____	SA
3	55590	SCHILD Marlies	1981	AUT	_____	AT
4	385022	KOSTELIC Janica	1982	CRO	_____	SA
5	195249	PEQUEGNOT Laure	1975	FRA	_____	SA
6	195377	PASCAL Christel	1973	FRA	_____	SA
7	185140	POUTIAINEN Tanja	1980	FIN	_____	RO
8	205115	GERG Annemarie	1975	GER	_____	NO
9	515370	OESTER Marlies	1976	SUI	_____	NO
10	55302	EGGER Sabine	1977	AUT	_____	HE
11	536481	SCHLEPER Sarah	1979	USA	_____	RO
12	205378	ERTL Martina	1973	GER	_____	RO
13	295435	GIUS Nicole	1980	ITA	_____	SA
14	425051	ROGNMO-BAKKE Trine	1975	NOR	_____	RO
15	535825	KOZNICK Kristina	1975	USA	_____	VK
16	505187	OTTOSSON Anna	1976	SWE	_____	DY
17	55576	GOERGL Elisabeth	1981	AUT	_____	VK
18	415069	RIEGLER Claudia	1976	NZE	_____	RO
19	505271	EKMANN Susanne	1978	SWE	_____	EL
20	155415	ZAHROBSKA Sarka	1985	CZE	_____	HE
21	55388	RAICH Carina	1979	AUT	_____	AT
22	565097	PRETNAR Spela	1973	SLO	_____	RO



**AUDI FIS SKI WORLD CUP**  
8th LADIES SLALOM 1st RUN  
**START LIST**



Number of Competitors: 52

Bib	FIS Code	Name	Year of Birth	Nation	Time	Ski
23	425359	BERNTSEN Hedda	1976	NOR	_____	FI
24	515092	GRUENENFELDER Corina	1975	SUI	_____	NO
25	295265	CERESA Annalisa	1978	ITA	_____	VK
26	185058	RAITA Henna	1975	FIN	_____	RO
27	55359	TRUPPE Karin	1978	AUT	_____	FI
28	565207	DABIC Lea	1981	SLO	_____	EL
29	425380	BREMSETH Lisa	1979	NOR	_____	VK
30	425458	VIKEN Line	1981	NOR	_____	DY
31	515619	GINI Sandra	1982	SUI	_____	VK
32	296073	MORANDINI Claudia	1982	ITA	_____	HE
33	195912	DE LEYMARIE Florine	1981	FRA	_____	SA
34	155047	ZAKOURILOVA Petra	1978	CZE	_____	HE
35	505461	HULTDIN Kristina	1981	SWE	_____	
36	106022	JANYK Britt	1980	CAN	_____	SA
37	185081	PITKANEN Riitta	1977	FIN	_____	AT
38	505335	HULTDIN Malin	1979	SWE	_____	DY
39	505260	HARGIN Janette	1977	SWE	_____	RO
40	225018	CARRICK-ANDERSON Emma	1975	GBR	_____	FI
41	505396	HARGIN Christine	1980	SWE	_____	RO
42	296008	MERIGHETTI Daniela	1981	ITA	_____	SA
43	295738	BACHMANN Silke	1977	ITA	_____	VK
44	295445	KARBON Denise	1980	ITA	_____	SA
45	105741	FORSYTH Allison	1978	CAN	_____	RO
46	425443	BIRKELUND Karina	1980	NOR	_____	
47	495065	RIENDA CONTRERAS Maria Jose	1975	SPA	_____	RO
48	295927	PLANATSCHER Maddalena	1979	ITA	_____	VK
49	105997	BRYDON Emily	1980	CAN	_____	SA
50	565243	MAZE Tina	1983	SLO	_____	RO
51	425001	FLEMMEN Andrine	1974	NOR	_____	RO
52	495318	RUIZ CASTILLO Carolina	1981	SPA	_____	DY

AT : ATOMIC  
EL : ELAN  
K2 : K2  
SA : SALOMON

BL : BLIZZARD  
FI : FISCHER  
NO : NORDICA  
ST : STÖCKLI

DY : DYNASTAR  
HE : HEAD  
RO : ROSSIGNOL  
VK : VÖLKL

**AUDI FIS SKI WORLD CUP**

8th LADIES SLALOM 1st RUN

**OFFICIAL RESULTS****Jury**

<b>TD FIS</b>	J.E. REBNE	NOR
<b>Referee</b>	K. HOCH	FIS
<b>Chief of Race</b>	J-E. HEDSTROEM	SWE

**Technical Data**

<b>Course Name</b>	Olympia
<b>Start Altitude</b>	570 m
<b>Finish Altitude</b>	402 m
<b>Vertical Drop</b>	168 m
<b>Homologation Number</b>	5995/505/00

**Race Information 1st Run**

<b>Course Setter</b>	A. KOSTELIC	CRO
<b>Number of Gates</b>	62	
<b>Turning Gates</b>	60	
<b>Start Time</b>	09:30	
<b>Forerunners</b>	A - A. MOELLER	SWE
	B - S. KOCKEN	SWE
	C - E. EDVINGER	SWE

**Race Information 2nd Run**

<b>Course Setter</b>	B. BRUNNER	AUT
<b>Number of Gates</b>		
<b>Turning Gates</b>		
<b>Start Time</b>	12:00	
<b>Forerunners</b>	A - A. MOELLER	SWE
	B - S. KOCKEN	SWE
	C - E. EDVINGER	SWE

Weather: Cloudy Snow: Hard Temperature – Start: –1 °C Finish: –1 °C

**Number of Competitors: 52**

Rank	Bib	FIS Code	Name	Nation	Time	Diff.	Ski
1	4	385022	KOSTELIC Janica	CRO	54.22		SA
2	2	505483	PAERSON Anja	SWE	54.77	0.55	SA
3	1	205636	BERGMANN Monika	GER	55.10	0.88	VK
4	5	195249	PEQUEGNOT Laure	FRA	55.40	1.18	SA
5	13	295435	GIUS Nicole	ITA	55.47	1.25	SA
6	7	185140	POUTIAINEN Tanja	FIN	55.86	1.64	RO
7	17	55576	GOERGL Elisabeth	AUT	55.88	1.66	VK
8	3	55590	SCHILD Marlies	AUT	56.05	1.83	AT
9	12	205378	ERTL Martina	GER	56.13	1.91	RO
10	6	195377	PASCAL Christel	FRA	56.33	2.11	SA
11	8	205115	GERG Annemarie	GER	56.36	2.14	NO
12	11	536481	SCHLEPER Sarah	USA	56.50	2.28	RO
13	9	515370	OESTER Marlies	SUI	56.52	2.30	NO
14	20	155415	ZAHROBSKA Sarka	CZE	56.82	2.60	HE
15	18	415069	RIEGLER Claudia	NZE	56.93	2.71	RO
15	16	505187	OTTOSSON Anna	SWE	56.93	2.71	DY
17	32	296073	MORANDINI Claudia	ITA	57.45	3.23	HE
18	10	55302	EGGER Sabine	AUT	57.48	3.26	HE
19	36	106022	JANYK Britt	CAN	57.51	3.29	SA



**AUDI FIS SKI WORLD CUP**  
8th LADIES SLALOM 1st RUN  
**OFFICIAL RESULTS**



Number of Competitors: 52

Rank	Bib	FIS Code	Name	Nation	Time	Diff.	Ski
20	30	425458	VIKEN Line	NOR	57.80	3.58	DY
21	28	565207	DABIC Lea	SLO	57.84	3.62	EL
22	29	425380	BREMSETH Lisa	NOR	58.11	3.89	VK
23	24	515092	GRUENENFELDER Corina	SUI	58.12	3.90	NO
24	19	505271	EKMAN Susanne	SWE	58.14	3.92	EL
25	34	155047	ZAKOURILOVA Petra	CZE	58.15	3.93	HE
26	38	505335	HULTDIN Malin	SWE	58.17	3.95	DY
27	45	105741	FORSYTH Allison	CAN	58.24	4.02	RO
28	27	55359	TRUPPE Karin	AUT	58.25	4.03	FI
29	22	565097	PRETNAR Spela	SLO	58.40	4.18	RO
30	33	195912	DE LEYMARIE Florine	FRA	58.45	4.23	SA
31	39	505260	HARGIN Janette	SWE	58.53	4.31	RO
32	51	425001	FLEMMEN Andrine	NOR	58.68	4.46	RO
33	41	505396	HARGIN Christine	SWE	58.84	4.62	RO
34	44	295445	KARBON Denise	ITA	59.04	4.82	SA
35	47	495065	RIENDA CONTRERAS M.	SPA	59.22	5.00	RO
36	40	225018	CARRICK-ANDERSON Emma	GBR	59.30	5.08	FI
37	35	505461	HULTDIN Kristina	SWE	59.43	5.21	EL
38	49	105997	BRYDON Emily	CAN	59.93	5.71	SA
39	52	495318	RUIZ CASTILLO Carolina	SPA	1:01.63	7.41	DY

**DID NOT FINISH 1st RUN: 13 competitors**

14	425051	ROGNMO-BAKKE Trine	NOR	RO
15	535825	KOZNICK Kristina	USA	VK
21	55388	RAICH Carina	AUT	AT
23	425359	BERNTSEN Hedda	NOR	FI
25	295265	CERESA Annalisa	ITA	VK
26	185058	RAITA Henna	FIN	RO
31	515619	GINI Sandra	SUI	VK
37	185081	PITKANEN Riitta	FIN	AT
42	296008	MERIGHETTI Daniela	ITA	SA
43	295738	BACHMANN Silke	ITA	VK
46	425443	BIRKELUND Karina	NOR	DY
48	295927	PLANATSCHER Maddalena	ITA	VK
50	565243	MAZE Tina	SLO	RO

AT :	ATOMIC	BL :	BLIZZARD	DY :	DYNASTAR
EL :	ELAN	FI :	FISCHER	HE :	HEAD
K2 :	K2	NO :	NORDICA	RO :	ROSSIGNOL
SA :	SALOMON	ST :	STÖCKLI	VK :	VÖLKL



**AUDI FIS SKI WORLD CUP**

8th LADIES SLALOM 2nd RUN

**START LIST****Jury**

<b>TD FIS</b>	J.E. REBNE	NOR
<b>Referee</b>	K. HOCH	FIS
<b>Chief of Race</b>	J-E. HEDSTROEM	SWE

**Technical Data**

<b>Course Name</b>	Olympia
<b>Start Altitude</b>	570 m
<b>Finish Altitude</b>	402 m
<b>Vertical Drop</b>	168 m
<b>Homologation Number</b>	5995/505/00

**Race Information 1st Run**

<b>Course Setter</b>	A. KOSTELIC	CRO
<b>Number of Gates</b>	62	
<b>Turning Gates</b>	60	
<b>Start Time</b>	09:30	
<b>Forerunners</b>	A - A. MOELLER	SWE
	B - S. KOCKEN	SWE
	C - E. EDVINGER	SWE

**Race Information 2nd Run**

<b>Course Setter</b>	B. BRUNNER	AUT
<b>Number of Gates</b>	52	
<b>Turning Gates</b>	51	
<b>Start Time</b>	12:00	
<b>Forerunners</b>	A - A. MOELLER	SWE
	B - S. KOCKEN	SWE
	C - E. EDVINGER	SWE

**Number of Competitors: 30**

Start Order	Bib	FIS Code	Name	Year of Birth	Nation	1st Run	Diff.	Rank	2nd Run	Total	Ski
1	33	195912	DE LEYMARIE Florine	1981	FRA	58.45	4.23	30			SA
2	22	565097	PRETNAR Spela	1973	SLO	58.40	4.18	29			RO
3	27	55359	TRUPPE Karin	1978	AUT	58.25	4.03	28			FI
4	45	105741	FORSYTH Allison	1978	CAN	58.24	4.02	27			RO
5	38	505335	HULTDIN Malin	1979	SWE	58.17	3.95	26			DY
6	34	155047	ZAKOURILOVA Petra	1978	CZE	58.15	3.93	25			HE
7	19	505271	EKMAN Susanne	1978	SWE	58.14	3.92	24			EL
8	24	515092	GRUENENFELDER C.	1975	SUI	58.12	3.90	23			NO
9	29	425380	BREMSETH Lisa	1979	NOR	58.11	3.89	22			VK
10	28	565207	DABIC Lea	1981	SLO	57.84	3.62	21			EL
11	30	425458	VIKEN Line	1981	NOR	57.80	3.58	20			DY
12	36	106022	JANYK Britt	1980	CAN	57.51	3.29	19			SA
13	10	55302	EGGER Sabine	1977	AUT	57.48	3.26	18			HE
14	32	296073	MORANDINI Claudia	1982	ITA	57.45	3.23	17			HE
15	16	505187	OTTOSSON Anna	1976	SWE	56.93	2.71	15			DY
16	18	415069	RIEGLER Claudia	1976	NZE	56.93	2.71	15			RO
17	20	155415	ZAHROBSKA Sarka	1985	CZE	56.82	2.60	14			HE
18	9	515370	OESTER Marlies	1976	SUI	56.52	2.30	13			NO
19	11	536481	SCHLEPER Sarah	1979	USA	56.50	2.28	12			RO
20	8	205115	GERG Annemarie	1975	GER	56.36	2.14	11			NO

**AUDI FIS SKI WORLD CUP**

8th LADIES SLALOM 2nd RUN

**START LIST****Number of Competitors: 30**

Start Order	Bib	FIS Code	Name	Year of Birth	Nation	1st Run	Diff.	Rank	2nd Run	Total	Ski
21	6	195377	PASCAL Christel	1973	FRA	56.33	2.11	10	_____	_____	SA
22	12	205378	ERTL Martina	1973	GER	56.13	1.91	9	_____	_____	RO
23	3	55590	SCHILD Marlies	1981	AUT	56.05	1.83	8	_____	_____	AT
24	17	55576	GOERGL Elisabeth	1981	AUT	55.88	1.66	7	_____	_____	VK
25	7	185140	POUTIAINEN Tanja	1980	FIN	55.86	1.64	6	_____	_____	RO
26	13	295435	GIUS Nicole	1980	ITA	55.47	1.25	5	_____	_____	SA
27	5	195249	PEQUEGNOT Laure	1975	FRA	55.40	1.18	4	_____	_____	SA
28	1	205636	BERGMANN Monika	1978	GER	55.10	0.88	3	_____	_____	VK
29	2	505483	PAERSON Anja	1981	SWE	54.77	0.55	2	_____	_____	SA
30	4	385022	KOSTELIC Janica	1982	CRO	54.22	0.00	1	_____	_____	SA

AT : ATOMIC

EL : ELAN

K2 : K2

SA : SALOMON

BL : BLIZZARD

FI : FISCHER

NO : NORDICA

ST : STÖCKLI

DY : DYNASTAR

HE : HEAD

RO : ROSSIGNOL

VK : VÖLKL



**AUDI FIS SKI WORLD CUP**  
8th LADIES SLALOM 2nd RUN  
**OFFICIAL RESULTS**

**Jury**

<b>TD FIS</b>	J.E. REBNE	NOR
<b>Referee</b>	K. HOCH	FIS
<b>Chief of Race</b>	J-E. HEDSTROEM	SWE

**Technical Data**

<b>Course Name</b>	Olympia
<b>Start Altitude</b>	570 m
<b>Finish Altitude</b>	402 m
<b>Vertical Drop</b>	168 m
<b>Homologation Number</b>	5995/505/00

**Race Information 1st Run**

<b>Course Setter</b>	A. KOSTELIC	CRO
<b>Number of Gates</b>	62	
<b>Turning Gates</b>	60	
<b>Start Time</b>	09:30	
<b>Forerunners</b>	A - A. MOELLER	SWE
	B - S. KOCKEN	SWE
	C - E. EDVINGER	SWE

**Race Information 2nd Run**

<b>Course Setter</b>	B. BRUNNER	AUT
<b>Number of Gates</b>	52	
<b>Turning Gates</b>	51	
<b>Start Time</b>	12:00	
<b>Forerunners</b>	A - A. MOELLER	SWE
	B - S. KOCKEN	SWE
	C - E. EDVINGER	SWE

**Weather:** Sunny **Snow:** Hard **Temperature – Start:** 2 °C **Finish:** 3 °C **F-factor:** 570

**Number of Competitors: 52**

Rank	Bib	FIS Code	Name	Nation	1st Run	2nd Run	Total	Diff.	Race Points	Ski
1	4	385022	KOSTELIC Janica	CRO	54.22	51.62	1:45.84		0.00	SA
2	2	505483	PAERSON Anja	SWE	54.77	51.70	1:46.47	0.63	3.39	SA
3	1	205636	BERGMANN Monika	GER	55.10	52.48	1:47.58	1.74	9.37	VK
4	13	295435	GIUS Nicole	ITA	55.47	52.72	1:48.19	2.35	12.66	SA
5	7	185140	POUTIAINEN Tanja	FIN	55.86	52.47	1:48.33	2.49	13.41	RO
6	5	195249	PEQUEGNOT Laure	FRA	55.40	53.04	1:48.44	2.60	14.00	SA
7	12	205378	ERTL Martina	GER	56.13	52.50	1:48.63	2.79	15.03	RO
8	6	195377	PASCAL Christel	FRA	56.33	52.36	1:48.69	2.85	15.35	SA
9	3	55590	SCHILD Marlies	AUT	56.05	52.81	1:48.86	3.02	16.26	AT
10	16	505187	OTTOSSON Anna	SWE	56.93	52.32	1:49.25	3.41	18.36	DY
11	20	155415	ZAHROBSKA Sarka	CZE	56.82	52.56	1:49.38	3.54	19.06	HE
12	8	205115	GERG Annemarie	GER	56.36	53.04	1:49.40	3.56	19.17	NO
13	9	515370	OESTER Marlies	SUI	56.52	52.89	1:49.41	3.57	19.23	NO
14	10	55302	EGGER Sabine	AUT	57.48	52.19	1:49.67	3.83	20.63	HE
15	36	106022	JANYK Britt	CAN	57.51	52.78	1:50.29	4.45	23.97	SA
16	32	296073	MORANDINI Claudia	ITA	57.45	52.90	1:50.35	4.51	24.29	HE
17	29	425380	BREMSETH Lisa	NOR	58.11	52.57	1:50.68	4.84	26.07	VK

#749 \_\_\_\_\_



AUDI FIS SKI WORLD CUP  
8th LADIES SLALOM 2nd RUN  
OFFICIAL RESULTS



Number of Competitors: 52

Rank	Bib	FIS Code	Name	Nation	1st Run	2nd Run	Total	Diff.	Race Points	Ski
18	22	565097	PRETNAR Spela	SLO	58.40	52.41	1:50.81	4.97	26.77	RO
19	24	515092	GRUENENFELDER Corina	SUI	58.12	52.73	1:50.85	5.01	26.98	NO
20	27	55359	TRUPPE Karin	AUT	58.25	52.62	1:50.87	5.03	27.09	FI
21	34	155047	ZAKOURILOVA Petra	CZE	58.15	52.85	1:51.00	5.16	27.79	HE
22	30	425458	VIKEN Line	NOR	57.80	53.34	1:51.14	5.30	28.54	DY
23	19	505271	EKMAN Susanne	SWE	58.14	53.14	1:51.28	5.44	29.30	EL
24	38	505335	HULTDIN Malin	SWE	58.17	53.41	1:51.58	5.74	30.91	DY
25	45	105741	FORSYTH Allison	CAN	58.24	53.42	1:51.66	5.82	31.34	RO
26	11	536481	SCHLEPER Sarah	USA	56.50	55.18	1:51.68	5.84	31.45	RO
27	33	195912	DE LEYMARIE Florine	FRA	58.45	53.58	1:52.03	6.19	33.34	SA
28 >	17	55576	GOERGL Elisabeth	AUT	55.88	1:07.64	2:03.52	17.68	95.22	VK

DID NOT QUALIFY FOR 2nd RUN: 9 competitors

39	505260	HARGIN Janette	SWE	58.53	RO
51	425001	FLEMMEN Andrine	NOR	58.68	RO
41	505396	HARGIN Christine	SWE	58.84	RO
44	295445	KARBON Denise	ITA	59.04	SA
47	495065	RIENDA CONTRERAS M.	SPA	59.22	RO
40	225018	CARRICK-ANDERSON Emma	GBR	59.30	FI
35	505461	HULTDIN Kristina	SWE	59.43	EL
49	105997	BRYDON Emily	CAN	59.93	SA
52	495318	RUIZ CASTILLO Carolina	SPA	1:01.63	DY

DID NOT FINISH 1st RUN: 13 competitors

14	425051	ROGNMO-BAKKE Trine	NOR	RO
15	535825	KOZNICK Kristina	USA	VK
21	55388	RAICH Carina	AUT	AT
23	425359	BERNTSEN Hedda	NOR	FI
25	295265	CERESA Annalisa	ITA	VK
26	185058	RAITA Henna	FIN	RO
31	515619	GINI Sandra	SUI	VK
37	185081	PITKANEN Riitta	FIN	AT
42	296008	MERIGHETTI Daniela	ITA	SA
43	295738	BACHMANN Silke	ITA	VK
46	425443	BIRKELUND Karina	NOR	DY
48	295927	PLANATSCHER Maddalena	ITA	VK
50	565243	MAZE Tina	SLO	RO

DID NOT FINISH 2nd RUN: 2 competitors

18	415069	RIEGLER Claudia	NZE	RO
28	565207	DABIC Lea	SLO	EL

#749 \_\_\_\_\_



**AUDI FIS SKI WORLD CUP**  
8th LADIES SLALOM 2nd RUN  
**OFFICIAL RESULTS**



AT : ATOMIC  
EL : ELAN  
K2 : K2  
SA : SALOMON

BL : BLIZZARD  
FI : FISCHER  
NO : NORDICA  
ST : STÖCKLI

DY : DYNASTAR  
HE : HEAD  
RO : ROSSIGNOL  
VK : VÖLKL

Technical Delegate:

**J.E. REBNE (NOR) #749**

**LEGEND**

> Competitor's overall time is more than 8% greater than winning time (see FIS rule §10.2)

08-03-2003 / Åre (SWE) / 5960

Page 3/3

Data Processing by SWATCH

[www.fis-ski.com](http://www.fis-ski.com)

SWATCH Timing

Generation Date: SAT 8 MAR 2003

Time: 12:50 Swatch Internet Time: @534

Document: 73C 1.0



**AUDI FIS SKI WORLD CUP**  
8th LADIES SLALOM  
**PENALTY CALCULATION**



**Best 10 at Finish**

Rank	Bib	FIS Code	Name	Nation	FIS Points	Best 5	Race Points
1	4	385022	KOSTELIC Janica	CRO	0.00	0.00	0.00
2	2	505483	PAERSON Anja	SWE	1.65	1.65	3.39
3	1	205636	BERGMANN Monika	GER	4.12		
4	13	295435	GIUS Nicole	ITA	4.89		
5	7	185140	POUTIAINEN Tanja	FIN	3.31	3.31	13.41
6	5	195249	PEQUEGNOT Laure	FRA	2.73	2.73	14.00
7	12	205378	ERTL Martina	GER	4.75		
8	6	195377	PASCAL Christel	FRA	2.99	2.99	15.35
9	3	55590	SCHILD Marlies	AUT	3.96		
10	16	505187	OTTOSSON Anna	SWE	5.91		

**Best 5 FIS Points at Start**

Rank	Bib	FIS Code	Name	Nation	FIS Points
1	4	385022	KOSTELIC Janica	CRO	0.00
2	2	505483	PAERSON Anja	SWE	1.65
6	5	195249	PEQUEGNOT Laure	FRA	2.73
8	6	195377	PASCAL Christel	FRA	2.99
5	7	185140	POUTIAINEN Tanja	FIN	3.31

<b>TOTALS:</b>			
	FIS Points of Best 5 at Start (B)	10.68	
	FIS Points of Best at Finish in Top 10 (A)		10.68
	Race Points of Corresponding Competitors (C)		46.15
	Calculated Penalty (A+B-C) : 10 =>	-2.479	
	Rounded	-2.48	
	Correction Value (Z)	-1.82	
	Penalty Applied	0.00	

Technical Delegate:  
**J.E. REBNE (NOR) #749**



**AUDI FIS SKI WORLD CUP**  
8th LADIES SLALOM 2nd RUN  
**PERFORMANCE ANALYSIS 1**



Number of Competitors: 28

Rank	Bib	Name	Nation	Positions			Partials			Difference		
				Pos.	Time	Rank	Pos.	Time	Rank	Time		
1	4	KOSTELIC Janica	CRO	Run1:	Int1:	14.53	(1)	I1-I2:	21.67	(1)	0.00	
					Int2:	36.20	(1)		I2-Fin:	18.02	(2)	0.00
					Fin:	54.22	(1)					0.00
				Run2:	Int1:	14.17	(1)	I1-I2:	19.45	(7)	0.00	
					Int2:	33.62	(2)		I2-Fin:	18.00	(4)	0.22
					Fin:	51.62	(1)					0.00
				Total:	Int1:	1:08.39	(1)				0.00	
Int2:	1:27.84	(1)					0.00					
Fin:	1:45.84	(1)					0.00					
2	2	PAERSON Anja	SWE	Run1:	Int1:	14.58	(2)	I1-I2:	22.22	(5)	0.05	
					Int2:	36.80	(2)		I2-Fin:	17.97	(1)	0.60
					Fin:	54.77	(2)					0.55
				Run2:	Int1:	14.40	(2)	I1-I2:	19.00	(1)	0.23	
					Int2:	33.40	(1)		I2-Fin:	18.30	(15)	0.00
					Fin:	51.70	(2)					0.08
				Total:	Int1:	1:09.17	(2)				0.78	
Int2:	1:28.17	(2)					0.33					
Fin:	1:46.47	(2)					0.63					
3	1	BERGMANN Monika	GER	Run1:	Int1:	14.63	(3)	I1-I2:	22.19	(4)	0.10	
					Int2:	36.82	(3)		I2-Fin:	18.28	(6)	0.62
					Fin:	55.10	(3)					0.88
				Run2:	Int1:	14.58	(3)	I1-I2:	19.60	(13)	0.41	
					Int2:	34.18	(7)		I2-Fin:	18.30	(15)	0.78
					Fin:	52.48	(8)					0.86
				Total:	Int1:	1:09.68	(3)				1.29	
Int2:	1:29.28	(3)					1.44					
Fin:	1:47.58	(3)					1.74					
4	13	GIUS Nicole	ITA	Run1:	Int1:	15.10	(11)	I1-I2:	21.90	(2)	0.57	
					Int2:	37.00	(4)		I2-Fin:	18.47	(7)	0.80
					Fin:	55.47	(5)					1.25
				Run2:	Int1:	15.05	(25)	I1-I2:	19.24	(3)	0.88	
					Int2:	34.29	(9)		I2-Fin:	18.43	(23)	0.89
					Fin:	52.72	(13)					1.10
				Total:	Int1:	1:10.52	(6)				2.13	
Int2:	1:29.76	(4)					1.92					
Fin:	1:48.19	(4)					2.35					



**AUDI FIS SKI WORLD CUP**  
8th LADIES SLALOM 2nd RUN  
**PERFORMANCE ANALYSIS 1**



Number of Competitors: 28

Rank	Bib	Name	Nation	Positions			Partials			Difference		
				Pos.	Time	Rank	Pos.	Time	Rank	Time		
5	7	POUTIAINEN Tanja	FIN	Run1:	Int1:	14.97	(7)	I1-I2:	22.27	(6)	0.44	
					Int2:	37.24	(7)		I2-Fin:	18.62	(8)	1.04
					Fin:	55.86	(6)					1.64
				Run2:	Int1:	14.58	(3)	I1-I2:	19.54	(11)	0.41	
					Int2:	34.12	(6)		I2-Fin:	18.35	(18)	0.72
					Fin:	52.47	(7)					0.85
				Total:	Int1:	1:10.44	(5)				2.05	
					Int2:	1:29.98	(5)				2.14	
					Fin:	1:48.33	(5)				2.49	
6	5	PEQUEGNOT Laure	FRA	Run1:	Int1:	14.93	(5)	I1-I2:	22.30	(7)	0.40	
					Int2:	37.23	(6)		I2-Fin:	18.17	(3)	1.03
					Fin:	55.40	(4)					1.18
				Run2:	Int1:	14.92	(15)	I1-I2:	19.72	(17)	0.75	
					Int2:	34.64	(17)		I2-Fin:	18.40	(20)	1.24
					Fin:	53.04	(20)					1.42
				Total:	Int1:	1:10.32	(4)				1.93	
					Int2:	1:30.04	(6)				2.20	
					Fin:	1:48.44	(6)				2.60	
7	12	ERTL Martina	GER	Run1:	Int1:	14.78	(4)	I1-I2:	22.43	(9)	0.25	
					Int2:	37.21	(5)		I2-Fin:	18.92	(13)	1.01
					Fin:	56.13	(9)					1.91
				Run2:	Int1:	14.76	(10)	I1-I2:	19.34	(5)	0.59	
					Int2:	34.10	(5)		I2-Fin:	18.40	(20)	0.70
					Fin:	52.50	(9)					0.88
				Total:	Int1:	1:10.89	(8)				2.50	
					Int2:	1:30.23	(7)				2.39	
					Fin:	1:48.63	(7)				2.79	
8	6	PASCAL Christel	FRA	Run1:	Int1:	15.21	(17)	I1-I2:	22.49	(10)	0.68	
					Int2:	37.70	(11)		I2-Fin:	18.63	(9)	1.50
					Fin:	56.33	(10)					2.11
				Run2:	Int1:	14.83	(12)	I1-I2:	19.20	(2)	0.66	
					Int2:	34.03	(3)		I2-Fin:	18.33	(17)	0.63
					Fin:	52.36	(5)					0.74
				Total:	Int1:	1:11.16	(12)				2.77	
					Int2:	1:30.36	(8)				2.52	
					Fin:	1:48.69	(8)				2.85	
9	3	SCHILD Marlies	AUT	Run1:	Int1:	15.22	(18)	I1-I2:	22.56	(11)	0.69	
					Int2:	37.78	(13)		I2-Fin:	18.27	(5)	1.58
					Fin:	56.05	(8)					1.83
				Run2:	Int1:	14.92	(15)	I1-I2:	19.61	(14)	0.75	
					Int2:	34.53	(15)		I2-Fin:	18.28	(14)	1.13
					Fin:	52.81	(16)					1.19
				Total:	Int1:	1:10.97	(9)				2.58	
					Int2:	1:30.58	(9)				2.74	
					Fin:	1:48.86	(9)				3.02	





AUDI FIS SKI WORLD CUP  
8th LADIES SLALOM 2nd RUN  
PERFORMANCE ANALYSIS 1



Number of Competitors: 28

Rank	Bib	Name	Nation		Positions			Partials			Difference	
					Pos.	Time	Rank	Pos.	Time	Rank	Time	
10	16	OTTOSSON Anna	SWE	Run1:	Int1:	15.01	(8)	I1-I2:	22.74	(14)	0.48	
					Int2:	37.75	(12)		I2-Fin:	19.18	(17)	1.55
					Fin:	56.93	(15)					2.71
				Run2:	Int1:	14.62	(5)	I1-I2:	19.45	(7)	0.45	
					Int2:	34.07	(4)		I2-Fin:	18.25	(12)	0.67
					Fin:	52.32	(4)					0.70
				Total:	Int1:	1:11.55	(15)				3.16	
					Int2:	1:31.00	(11)				3.16	
					Fin:	1:49.25	(10)				3.41	
11	20	ZAHROBSKA Sarka	CZE	Run1:	Int1:	15.16	(14)	I1-I2:	22.69	(13)	0.63	
					Int2:	37.85	(15)		I2-Fin:	18.97	(16)	1.65
					Fin:	56.82	(14)					2.60
				Run2:	Int1:	14.72	(9)	I1-I2:	19.88	(24)	0.55	
					Int2:	34.60	(16)		I2-Fin:	17.96	(2)	1.20
					Fin:	52.56	(10)					0.94
				Total:	Int1:	1:11.54	(14)				3.15	
					Int2:	1:31.42	(13)				3.58	
					Fin:	1:49.38	(11)				3.54	
12	8	GERG Annemarie	GER	Run1:	Int1:	15.05	(9)	I1-I2:	22.37	(8)	0.52	
					Int2:	37.42	(8)		I2-Fin:	18.94	(14)	1.22
					Fin:	56.36	(11)					2.14
				Run2:	Int1:	14.64	(7)	I1-I2:	19.86	(22)	0.47	
					Int2:	34.50	(14)		I2-Fin:	18.54	(25)	1.10
					Fin:	53.04	(20)					1.42
				Total:	Int1:	1:11.00	(10)				2.61	
					Int2:	1:30.86	(10)				3.02	
					Fin:	1:49.40	(12)				3.56	
13	9	OESTER Marlies	SUI	Run1:	Int1:	15.06	(10)	I1-I2:	22.76	(16)	0.53	
					Int2:	37.82	(14)		I2-Fin:	18.70	(10)	1.62
					Fin:	56.52	(13)					2.30
				Run2:	Int1:	14.99	(21)	I1-I2:	19.73	(18)	0.82	
					Int2:	34.72	(19)		I2-Fin:	18.17	(7)	1.32
					Fin:	52.89	(18)					1.27
				Total:	Int1:	1:11.51	(13)				3.12	
					Int2:	1:31.24	(12)				3.40	
					Fin:	1:49.41	(13)				3.57	
14	10	EGGER Sabine	AUT	Run1:	Int1:	15.36	(21)	I1-I2:	23.24	(19)	0.83	
					Int2:	38.60	(19)		I2-Fin:	18.88	(12)	2.40
					Fin:	57.48	(17)					3.26
				Run2:	Int1:	14.66	(8)	I1-I2:	19.63	(16)	0.49	
					Int2:	34.29	(9)		I2-Fin:	17.90	(1)	0.89
					Fin:	52.19	(3)					0.57
				Total:	Int1:	1:12.14	(16)				3.75	
					Int2:	1:31.77	(14)				3.93	
					Fin:	1:49.67	(14)				3.83	



**AUDI FIS SKI WORLD CUP**  
8th LADIES SLALOM 2nd RUN  
**PERFORMANCE ANALYSIS 1**



Number of Competitors: 28

Rank	Bib	Name	Nation		Positions			Partials			Difference	
					Pos.	Time	Rank	Pos.	Time	Rank	Time	
15	36	JANYK Britt	CAN	Run1:	Int1:	15.15	(13)	I1-I2:	22.96	(17)	0.62	
					Int2:	38.11	(16)		I2-Fin:	19.40	(21)	1.91
					Fin:	57.51	(18)					3.29
				Run2:	Int1:	15.01	(24)	I1-I2:	19.30	(4)	0.84	
					Int2:	34.31	(11)		I2-Fin:	18.47	(24)	0.91
					Fin:	52.78	(15)					1.16
				Total:	Int1:	1:12.52	(18)				4.13	
					Int2:	1:31.82	(15)				3.98	
					Fin:	1:50.29	(15)				4.45	
16	32	MORANDINI Claudia	ITA	Run1:	Int1:	15.42	(24)	I1-I2:	23.26	(20)	0.89	
					Int2:	38.68	(23)		I2-Fin:	18.77	(11)	2.48
					Fin:	57.45	(16)					3.23
				Run2:	Int1:	14.99	(21)	I1-I2:	19.82	(20)	0.82	
					Int2:	34.81	(22)		I2-Fin:	18.09	(5)	1.41
					Fin:	52.90	(19)					1.28
				Total:	Int1:	1:12.44	(17)				4.05	
					Int2:	1:32.26	(16)				4.42	
					Fin:	1:50.35	(16)				4.51	
17	29	BREMSETH Lisa	NOR	Run1:	Int1:	15.93	(28)	I1-I2:	22.74	(14)	1.40	
					Int2:	38.67	(22)		I2-Fin:	19.44	(22)	2.47
					Fin:	58.11	(20)					3.89
				Run2:	Int1:	15.00	(23)	I1-I2:	19.35	(6)	0.83	
					Int2:	34.35	(12)		I2-Fin:	18.22	(11)	0.95
					Fin:	52.57	(11)					0.95
				Total:	Int1:	1:13.11	(22)				4.72	
					Int2:	1:32.46	(17)				4.62	
					Fin:	1:50.68	(17)				4.84	
18	22	PRETNAR Spela	SLO	Run1:	Int1:	15.17	(16)	I1-I2:	23.33	(21)	0.64	
					Int2:	38.50	(18)		I2-Fin:	19.90	(28)	2.30
					Fin:	58.40	(27)					4.18
				Run2:	Int1:	14.77	(11)	I1-I2:	19.48	(9)	0.60	
					Int2:	34.25	(8)		I2-Fin:	18.16	(6)	0.85
					Fin:	52.41	(6)					0.79
				Total:	Int1:	1:13.17	(23)				4.78	
					Int2:	1:32.65	(18)				4.81	
					Fin:	1:50.81	(18)				4.97	
19	24	GRUENENFELDER C.	SUI	Run1:	Int1:	15.55	(26)	I1-I2:	23.36	(23)	1.02	
					Int2:	38.91	(27)		I2-Fin:	19.21	(18)	2.71
					Fin:	58.12	(21)					3.90
				Run2:	Int1:	15.20	(27)	I1-I2:	19.57	(12)	1.03	
					Int2:	34.77	(21)		I2-Fin:	17.96	(2)	1.37
					Fin:	52.73	(14)					1.11
				Total:	Int1:	1:13.32	(26)				4.93	
					Int2:	1:32.89	(22)				5.05	
					Fin:	1:50.85	(19)				5.01	



AUDI FIS SKI WORLD CUP  
8th LADIES SLALOM 2nd RUN  
PERFORMANCE ANALYSIS 1



Number of Competitors: 28

Rank	Bib	Name	Nation		Positions			Partials			Difference	
					Pos.	Time	Rank	Pos.	Time	Rank	Time	
20	27	TRUPPE Karin	AUT	Run1:	Int1:	15.37	(22)	I1-I2:	23.40	(25)	0.84	
					Int2:	38.77	(26)		I2-Fin:	19.48	(25)	2.57
					Fin:	58.25	(26)					4.03
				Run2:	Int1:	14.94	(19)	I1-I2:	19.49	(10)	0.77	
					Int2:	34.43	(13)		I2-Fin:	18.19	(9)	1.03
					Fin:	52.62	(12)					1.00
				Total:	Int1:	1:13.19	(24)				4.80	
					Int2:	1:32.68	(19)				4.84	
					Fin:	1:50.87	(20)				5.03	
21	34	ZAKOURILOVA Petra	CZE	Run1:	Int1:	15.37	(22)	I1-I2:	23.33	(21)	0.84	
					Int2:	38.70	(24)		I2-Fin:	19.45	(23)	2.50
					Fin:	58.15	(23)					3.93
				Run2:	Int1:	14.87	(13)	I1-I2:	19.81	(19)	0.70	
					Int2:	34.68	(18)		I2-Fin:	18.17	(7)	1.28
					Fin:	52.85	(17)					1.23
				Total:	Int1:	1:13.02	(19)				4.63	
					Int2:	1:32.83	(20)				4.99	
					Fin:	1:51.00	(21)				5.16	
22	30	VIKEN Line	NOR	Run1:	Int1:	15.29	(20)	I1-I2:	23.17	(18)	0.76	
					Int2:	38.46	(17)		I2-Fin:	19.34	(19)	2.26
					Fin:	57.80	(19)					3.58
				Run2:	Int1:	15.47	(28)	I1-I2:	19.61	(14)	1.30	
					Int2:	35.08	(26)		I2-Fin:	18.26	(13)	1.68
					Fin:	53.34	(23)					1.72
				Total:	Int1:	1:13.27	(25)				4.88	
					Int2:	1:32.88	(21)				5.04	
					Fin:	1:51.14	(22)				5.30	
23	19	EKMAN Susanne	SWE	Run1:	Int1:	15.28	(19)	I1-I2:	23.36	(23)	0.75	
					Int2:	38.64	(21)		I2-Fin:	19.50	(26)	2.44
					Fin:	58.14	(22)					3.92
				Run2:	Int1:	14.92	(15)	I1-I2:	19.83	(21)	0.75	
					Int2:	34.75	(20)		I2-Fin:	18.39	(19)	1.35
					Fin:	53.14	(22)					1.52
				Total:	Int1:	1:13.06	(20)				4.67	
					Int2:	1:32.89	(22)				5.05	
					Fin:	1:51.28	(23)				5.44	
24	38	HULTDIN Malin	SWE	Run1:	Int1:	15.16	(14)	I1-I2:	23.54	(28)	0.63	
					Int2:	38.70	(24)		I2-Fin:	19.47	(24)	2.50
					Fin:	58.17	(24)					3.95
				Run2:	Int1:	14.93	(18)	I1-I2:	19.90	(25)	0.76	
					Int2:	34.83	(23)		I2-Fin:	18.58	(27)	1.43
					Fin:	53.41	(24)					1.79
				Total:	Int1:	1:13.10	(21)				4.71	
					Int2:	1:33.00	(24)				5.16	
					Fin:	1:51.58	(24)				5.74	



**AUDI FIS SKI WORLD CUP**  
8th LADIES SLALOM 2nd RUN  
**PERFORMANCE ANALYSIS 1**



Number of Competitors: 28

Rank	Bib	Name	Nation		Positions			Partials			Difference		
					Pos.	Time	Rank	Pos.	Time	Rank	Time		
25	45	FORSYTH Allison	CAN	Run1:	Int1:	15.11	(12)	I1-I2:	23.49	(26)	0.58		
					Int2:	38.60	(19)		I2-Fin:	19.64		(27)	2.40
					Fin:	58.24	(25)					4.02	
				Run2:	Int1:	15.15	(26)	I1-I2:	19.87	(23)	0.98		
					Int2:	35.02	(24)		I2-Fin:	18.40		(20)	1.62
					Fin:	53.42	(25)					1.80	
				Total:	Int1:	1:13.39	(27)				5.00		
					Int2:	1:33.26	(26)				5.42		
					Fin:	1:51.66	(25)				5.82		
26	11	SCHLEPER Sarah	USA	Run1:	Int1:	14.96	(6)	I1-I2:	22.58	(12)	0.43		
					Int2:	37.54	(9)		I2-Fin:	18.96		(15)	1.34
					Fin:	56.50	(12)					2.28	
				Run2:	Int1:	14.63	(6)	I1-I2:	21.87	(27)	0.46		
					Int2:	36.50	(27)		I2-Fin:	18.68		(28)	3.10
					Fin:	55.18	(27)					3.56	
				Total:	Int1:	1:11.13	(11)				2.74		
					Int2:	1:33.00	(24)				5.16		
					Fin:	1:51.68	(26)				5.84		
27	33	DE LEYMARIE Florine	FRA	Run1:	Int1:	15.55	(26)	I1-I2:	23.51	(27)	1.02		
					Int2:	39.06	(28)		I2-Fin:	19.39		(20)	2.86
					Fin:	58.45	(28)					4.23	
				Run2:	Int1:	14.96	(20)	I1-I2:	20.06	(26)	0.79		
					Int2:	35.02	(24)		I2-Fin:	18.56		(26)	1.62
					Fin:	53.58	(26)					1.96	
				Total:	Int1:	1:13.41	(28)				5.02		
					Int2:	1:33.47	(27)				5.63		
					Fin:	1:52.03	(27)				6.19		
28	17	GOERGL Elisabeth	AUT	Run1:	Int1:	15.52	(25)	I1-I2:	22.11	(3)	0.99		
					Int2:	37.63	(10)		I2-Fin:	18.25		(4)	1.43
					Fin:	55.88	(7)					1.66	
				Run2:	Int1:	14.91	(14)	I1-I2:	34.52	(28)	0.74		
					Int2:	49.43	(28)		I2-Fin:	18.21		(10)	16.03
					Fin:	1:07.64	(28)					16.02	
				Total:	Int1:	1:10.79	(7)				2.40		
					Int2:	1:45.31	(28)				17.47		
					Fin:	2:03.52	(28)				17.68		

**LEGEND**

**Pos** Intermediate or Speed Position    **Int1:** Intermediate 1    **Run2** Second Run    **Run1** First Run    **Fin:** Finish  
**Total** First + Second Run    **Int2:** Intermediate 2



AUDI FIS SKI WORLD CUP  
8th LADIES SLALOM 2nd RUN  
PERFORMANCE ANALYSIS 2



Number of Competitors: 52

Bib	Name	Nation	Positions			Partials			Difference		
			Pos.	Time	Rank	Pos.	Time	Rank	Time		
1	BERGMANN Monika	GER	Run1:	Int1:	14.63	(3)	I1-I2:	22.19	(4)	0.10	
				Int2:	36.82	(3)		I2-Fin:	18.28	(6)	0.62
				Fin:	55.10	(3)					0.88
			Run2:	Int1:	14.58	(3)	I1-I2:	19.60	(14)	0.41	
				Int2:	34.18	(8)		I2-Fin:	18.30	(15)	0.78
				Fin:	52.48	(8)					0.86
			Total:	Int1:	1:09.68	(3)				1.29	
				Int2:	1:29.28	(3)				1.44	
				Fin:	1:47.58	(3)				1.74	
2	PAERSON Anja	SWE	Run1:	Int1:	14.58	(2)	I1-I2:	22.22	(5)	0.05	
				Int2:	36.80	(2)		I2-Fin:	17.97	(1)	0.60
				Fin:	54.77	(2)					0.55
			Run2:	Int1:	14.40	(2)	I1-I2:	19.00	(1)	0.23	
				Int2:	33.40	(1)		I2-Fin:	18.30	(15)	0.00
				Fin:	51.70	(2)					0.08
			Total:	Int1:	1:09.17	(2)				0.78	
				Int2:	1:28.17	(2)				0.33	
				Fin:	1:46.47	(2)				0.63	
3	SCHILD Marlies	AUT	Run1:	Int1:	15.22	(24)	I1-I2:	22.56	(12)	0.69	
				Int2:	37.78	(14)		I2-Fin:	18.27	(5)	1.58
				Fin:	56.05	(8)					1.83
			Run2:	Int1:	14.92	(16)	I1-I2:	19.61	(15)	0.75	
				Int2:	34.53	(16)		I2-Fin:	18.28	(14)	1.13
				Fin:	52.81	(16)					1.19
			Total:	Int1:	1:10.97	(9)				2.58	
				Int2:	1:30.58	(9)				2.74	
				Fin:	1:48.86	(9)				3.02	
4	KOSTELIC Janica	CRO	Run1:	Int1:	14.53	(1)	I1-I2:	21.67	(1)	0.00	
				Int2:	36.20	(1)		I2-Fin:	18.02	(2)	0.00
				Fin:	54.22	(1)					0.00
			Run2:	Int1:	14.17	(1)	I1-I2:	19.45	(8)	0.00	
				Int2:	33.62	(2)		I2-Fin:	18.00	(4)	0.22
				Fin:	51.62	(1)					0.00
			Total:	Int1:	1:08.39	(1)				0.00	
				Int2:	1:27.84	(1)				0.00	
				Fin:	1:45.84	(1)				0.00	



AUDI FIS SKI WORLD CUP  
8th LADIES SLALOM 2nd RUN  
PERFORMANCE ANALYSIS 2



Number of Competitors: 52

Bib	Name	Nation	Positions			Partials			Difference		
			Pos.	Time	Rank	Pos.	Time	Rank	Time		
5	PEQUEGNOT Laure	FRA	Run1:	Int1:	14.93	(8)	I1-I2:	22.30	(7)	0.40	
				Int2:	37.23	(6)		I2-Fin:	18.17	(3)	1.03
				Fin:	55.40	(4)					1.18
			Run2:	Int1:	14.92	(16)	I1-I2:	19.72	(19)	0.75	
				Int2:	34.64	(19)		I2-Fin:	18.40	(20)	1.24
				Fin:	53.04	(20)					1.42
			Total:	Int1:	1:10.32	(4)				1.93	
				Int2:	1:30.04	(6)				2.20	
				Fin:	1:48.44	(6)				2.60	
6	PASCAL Christel	FRA	Run1:	Int1:	15.21	(23)	I1-I2:	22.49	(11)	0.68	
				Int2:	37.70	(12)		I2-Fin:	18.63	(9)	1.50
				Fin:	56.33	(10)					2.11
			Run2:	Int1:	14.83	(13)	I1-I2:	19.20	(2)	0.66	
				Int2:	34.03	(3)		I2-Fin:	18.33	(17)	0.63
				Fin:	52.36	(5)					0.74
			Total:	Int1:	1:11.16	(12)				2.77	
				Int2:	1:30.36	(8)				2.52	
				Fin:	1:48.69	(8)				2.85	
7	POUTIAINEN Tanja	FIN	Run1:	Int1:	14.97	(11)	I1-I2:	22.27	(6)	0.44	
				Int2:	37.24	(7)		I2-Fin:	18.62	(8)	1.04
				Fin:	55.86	(6)					1.64
			Run2:	Int1:	14.58	(3)	I1-I2:	19.54	(12)	0.41	
				Int2:	34.12	(7)		I2-Fin:	18.35	(18)	0.72
				Fin:	52.47	(7)					0.85
			Total:	Int1:	1:10.44	(5)				2.05	
				Int2:	1:29.98	(5)				2.14	
				Fin:	1:48.33	(5)				2.49	
8	GERG Annemarie	GER	Run1:	Int1:	15.05	(13)	I1-I2:	22.37	(8)	0.52	
				Int2:	37.42	(9)		I2-Fin:	18.94	(14)	1.22
				Fin:	56.36	(11)					2.14
			Run2:	Int1:	14.64	(7)	I1-I2:	19.86	(24)	0.47	
				Int2:	34.50	(15)		I2-Fin:	18.54	(25)	1.10
				Fin:	53.04	(20)					1.42
			Total:	Int1:	1:11.00	(10)				2.61	
				Int2:	1:30.86	(10)				3.02	
				Fin:	1:49.40	(12)				3.56	
9	OESTER Marlies	SUI	Run1:	Int1:	15.06	(14)	I1-I2:	22.76	(17)	0.53	
				Int2:	37.82	(15)		I2-Fin:	18.70	(10)	1.62
				Fin:	56.52	(13)					2.30
			Run2:	Int1:	14.99	(23)	I1-I2:	19.73	(20)	0.82	
				Int2:	34.72	(21)		I2-Fin:	18.17	(7)	1.32
				Fin:	52.89	(18)					1.27
			Total:	Int1:	1:11.51	(13)				3.12	
				Int2:	1:31.24	(13)				3.40	
				Fin:	1:49.41	(13)				3.57	



**AUDI FIS SKI WORLD CUP**  
8th LADIES SLALOM 2nd RUN  
**PERFORMANCE ANALYSIS 2**



Number of Competitors: 52

Bib	Name	Nation	Positions			Partials			Difference		
			Pos.	Time	Rank	Pos.	Time	Rank	Time		
10	EGGER Sabine	AUT	Run1:	Int1:	15.36	(28)	I1-I2:	23.24	(25)	0.83	
				Int2:	38.60	(23)		I2-Fin:	18.88	(12)	2.40
				Fin:	57.48	(18)					3.26
			Run2:	Int1:	14.66	(8)	I1-I2:	19.63	(17)	0.49	
				Int2:	34.29	(10)		I2-Fin:	17.90	(1)	0.89
				Fin:	52.19	(3)					0.57
			Total:	Int1:	1:12.14	(17)				3.75	
				Int2:	1:31.77	(15)				3.93	
				Fin:	1:49.67	(14)				3.83	
11	SCHLEPER Sarah	USA	Run1:	Int1:	14.96	(10)	I1-I2:	22.58	(13)	0.43	
				Int2:	37.54	(10)		I2-Fin:	18.96	(15)	1.34
				Fin:	56.50	(12)					2.28
			Run2:	Int1:	14.63	(6)	I1-I2:	21.87	(29)	0.46	
				Int2:	36.50	(29)		I2-Fin:	18.68	(28)	3.10
				Fin:	55.18	(27)					3.56
			Total:	Int1:	1:11.13	(11)				2.74	
				Int2:	1:33.00	(26)				5.16	
				Fin:	1:51.68	(26)				5.84	
12	ERTL Martina	GER	Run1:	Int1:	14.78	(4)	I1-I2:	22.43	(10)	0.25	
				Int2:	37.21	(5)		I2-Fin:	18.92	(13)	1.01
				Fin:	56.13	(9)					1.91
			Run2:	Int1:	14.76	(10)	I1-I2:	19.34	(5)	0.59	
				Int2:	34.10	(5)		I2-Fin:	18.40	(20)	0.70
				Fin:	52.50	(9)					0.88
			Total:	Int1:	1:10.89	(8)				2.50	
				Int2:	1:30.23	(7)				2.39	
				Fin:	1:48.63	(7)				2.79	
13	GIUS Nicole	ITA	Run1:	Int1:	15.10	(15)	I1-I2:	21.90	(2)	0.57	
				Int2:	37.00	(4)		I2-Fin:	18.47	(7)	0.80
				Fin:	55.47	(5)					1.25
			Run2:	Int1:	15.05	(27)	I1-I2:	19.24	(3)	0.88	
				Int2:	34.29	(10)		I2-Fin:	18.43	(23)	0.89
				Fin:	52.72	(13)					1.10
			Total:	Int1:	1:10.52	(6)				2.13	
				Int2:	1:29.76	(4)				1.92	
				Fin:	1:48.19	(4)				2.35	
14	ROGNMO-BAKKE Trine	NOR	Run1:	Int1:	15.10	(15)	I1-I2:	22.83	(18)	0.57	
				Int2:	37.93	(18)		I2-Fin:			1.73
				Fin:	DNF						
			Run2:	Int1:			I1-I2:				
				Int2:				I2-Fin:			
				Fin:	DNF						
			Total:	Int1:							
				Int2:							
				Fin:	DNF						



**AUDI FIS SKI WORLD CUP**  
8th LADIES SLALOM 2nd RUN  
**PERFORMANCE ANALYSIS 2**



Number of Competitors: 52

Bib	Name	Nation	Positions			Partials			Difference Time
			Pos.	Time	Rank	Pos.	Time	Rank	
15	KOZNICK Kristina	USA	Run1:	Int1: 14.82 (5)		I1-I2:		0.29	
				Int2: DNF		I2-Fin:			
			Run2:	Int1:		I1-I2:			
				Int2: DNF		I2-Fin:			
			Total:	Int1:					
				Int2: DNF					
				Fin: DNF					
16	OTTOSSON Anna	SWE	Run1:	Int1: 15.01 (12)		I1-I2: 22.74 (15)		0.48	
				Int2: 37.75 (13)		I2-Fin: 19.18 (18)		1.55	
				Fin: 56.93 (15)				2.71	
			Run2:	Int1: 14.62 (5)		I1-I2: 19.45 (8)		0.45	
				Int2: 34.07 (4)		I2-Fin: 18.25 (12)		0.67	
				Fin: 52.32 (4)				0.70	
			Total:	Int1: 1:11.55 (15)				3.16	
				Int2: 1:31.00 (11)				3.16	
				Fin: 1:49.25 (10)				3.41	
17	GOERGL Elisabeth	AUT	Run1:	Int1: 15.52 (38)		I1-I2: 22.11 (3)		0.99	
				Int2: 37.63 (11)		I2-Fin: 18.25 (4)		1.43	
				Fin: 55.88 (7)				1.66	
			Run2:	Int1: 14.91 (15)		I1-I2: 34.52 (30)		0.74	
				Int2: 49.43 (30)		I2-Fin: 18.21 (10)		16.03	
				Fin: 1:07.64 (28)				16.02	
			Total:	Int1: 1:10.79 (7)				2.40	
				Int2: 1:45.31 (30)				17.47	
				Fin: 2:03.52 (28)				17.68	
18	RIEGLER Claudia	NZE	Run1:	Int1: 14.88 (6)		I1-I2: 22.94 (19)		0.35	
				Int2: 37.82 (15)		I2-Fin: 19.11 (17)		1.62	
				Fin: 56.93 (15)				2.71	
			Run2:	Int1: 14.77 (11)		I1-I2: 19.34 (5)		0.60	
				Int2: 34.11 (6)		I2-Fin:		0.71	
				Fin: DNF					
			Total:	Int1:					
				Int2:					
				Fin: DNF					
19	EKMAN Susanne	SWE	Run1:	Int1: 15.28 (25)		I1-I2: 23.36 (29)		0.75	
				Int2: 38.64 (26)		I2-Fin: 19.50 (29)		2.44	
				Fin: 58.14 (24)				3.92	
			Run2:	Int1: 14.92 (16)		I1-I2: 19.83 (23)		0.75	
				Int2: 34.75 (22)		I2-Fin: 18.39 (19)		1.35	
				Fin: 53.14 (22)				1.52	
			Total:	Int1: 1:13.06 (22)				4.67	
				Int2: 1:32.89 (24)				5.05	
				Fin: 1:51.28 (23)				5.44	





**AUDI FIS SKI WORLD CUP**  
8th LADIES SLALOM 2nd RUN  
**PERFORMANCE ANALYSIS 2**



Number of Competitors: 52

Bib	Name	Nation		Positions			Partials			Difference
				Pos.	Time	Rank	Pos.	Time	Rank	Time
20	ZAHROBSKA Sarka	CZE	Run1:	Int1:	15.16	(20)	I1-I2:	22.69	(14)	0.63
				Int2:	37.85	(17)	I2-Fin:	18.97	(16)	1.65
				Fin:	56.82	(14)				2.60
			Run2:	Int1:	14.72	(9)	I1-I2:	19.88	(26)	0.55
				Int2:	34.60	(18)	I2-Fin:	17.96	(2)	1.20
				Fin:	52.56	(10)				0.94
			Total:	Int1:	1:11.54	(14)				3.15
				Int2:	1:31.42	(14)				3.58
				Fin:	1:49.38	(11)				3.54
21	RAICH Carina	AUT	Run1:	Int1:	15.46	(35)	I1-I2:	23.02	(21)	0.93
				Int2:	38.48	(21)	I2-Fin:			2.28
				Fin:	DNF					
			Run2:	Int1:			I1-I2:			
				Int2:			I2-Fin:			
				Fin:	DNF					
			Total:	Int1:						
				Int2:						
				Fin:	DNF					
22	PRETNAR Spela	SLO	Run1:	Int1:	15.17	(22)	I1-I2:	23.33	(27)	0.64
				Int2:	38.50	(22)	I2-Fin:	19.90	(33)	2.30
				Fin:	58.40	(29)				4.18
			Run2:	Int1:	14.77	(11)	I1-I2:	19.48	(10)	0.60
				Int2:	34.25	(9)	I2-Fin:	18.16	(6)	0.85
				Fin:	52.41	(6)				0.79
			Total:	Int1:	1:13.17	(25)				4.78
				Int2:	1:32.65	(20)				4.81
				Fin:	1:50.81	(18)				4.97
23	BERNTSEN Hedda	NOR	Run1:	Int1:			I1-I2:			
				Int2:			I2-Fin:			
				Fin:	DNF					
			Run2:	Int1:			I1-I2:			
				Int2:			I2-Fin:			
				Fin:	DNF					
			Total:	Int1:						
				Int2:						
				Fin:	DNF					
24	GRUENENFELDER Corina	SUI	Run1:	Int1:	15.55	(39)	I1-I2:	23.36	(29)	1.02
				Int2:	38.91	(34)	I2-Fin:	19.21	(19)	2.71
				Fin:	58.12	(23)				3.90
			Run2:	Int1:	15.20	(29)	I1-I2:	19.57	(13)	1.03
				Int2:	34.77	(23)	I2-Fin:	17.96	(2)	1.37
				Fin:	52.73	(14)				1.11
			Total:	Int1:	1:13.32	(28)				4.93
				Int2:	1:32.89	(24)				5.05
				Fin:	1:50.85	(19)				5.01



**AUDI FIS SKI WORLD CUP**  
8th LADIES SLALOM 2nd RUN  
**PERFORMANCE ANALYSIS 2**



Number of Competitors: 52

Bib	Name	Nation	Positions			Partials			Difference Time
			Pos.	Time	Rank	Pos.	Time	Rank	
25	CERESA Annalisa	ITA	Run1:	Int1:	14.92	(7)	I1-I2:		0.39
				Int2:			I2-Fin:		
				Fin:	DNF				
			Run2:	Int1:			I1-I2:		
			Int2:			I2-Fin:			
			Fin:	DNF					
			Total:	Int1:					
				Int2:					
				Fin:	DNF				
26	RAITA Henna	FIN	Run1:	Int1:	14.95	(9)	I1-I2:	22.37 (8)	0.42
				Int2:	37.32	(8)	I2-Fin:		
				Fin:	DNF				
			Run2:	Int1:			I1-I2:		
			Int2:			I2-Fin:			
			Fin:	DNF					
			Total:	Int1:					
				Int2:					
				Fin:	DNF				
27	TRUPPE Karin	AUT	Run1:	Int1:	15.37	(29)	I1-I2:	23.40 (31)	0.84
				Int2:	38.77	(33)	I2-Fin:	19.48 (28)	
				Fin:	58.25	(28)			
			Run2:	Int1:	14.94	(21)	I1-I2:	19.49 (11)	
				Int2:	34.43	(14)	I2-Fin:	18.19 (9)	
				Fin:	52.62	(12)			
			Total:	Int1:	1:13.19	(26)			
				Int2:	1:32.68	(21)			
	Fin:	1:50.87	(20)						
28	DABIC Lea	SLO	Run1:	Int1:	15.39	(31)	I1-I2:	23.22 (24)	0.86
				Int2:	38.61	(25)	I2-Fin:	19.23 (20)	
				Fin:	57.84	(21)			
			Run2:	Int1:	14.92	(16)	I1-I2:	19.65 (18)	
	Int2:	34.57	(17)	I2-Fin:					
	Fin:	DNF							
			Total:	Int1:					
				Int2:					
				Fin:	DNF				
29	BREMSETH Lisa	NOR	Run1:	Int1:	15.93	(47)	I1-I2:	22.74 (15)	1.40
				Int2:	38.67	(27)	I2-Fin:	19.44 (25)	
				Fin:	58.11	(22)			
			Run2:	Int1:	15.00	(25)	I1-I2:	19.35 (7)	
				Int2:	34.35	(13)	I2-Fin:	18.22 (11)	
				Fin:	52.57	(11)			
			Total:	Int1:	1:13.11	(24)			
				Int2:	1:32.46	(19)			
	Fin:	1:50.68	(17)						



**AUDI FIS SKI WORLD CUP**  
8th LADIES SLALOM 2nd RUN  
**PERFORMANCE ANALYSIS 2**



Number of Competitors: 52

Bib	Name	Nation	Positions			Partials			Difference	
			Pos.	Time	Rank	Pos.	Time	Rank	Time	
30	VIKEN Line	NOR	Run1:	Int1:	15.29	(26)	I1-I2:	23.17	(23)	0.76
				Int2:	38.46	(20)	I2-Fin:	19.34	(21)	2.26
				Fin:	57.80	(20)				3.58
			Run2:	Int1:	15.47	(30)	I1-I2:	19.61	(15)	1.30
				Int2:	35.08	(28)	I2-Fin:	18.26	(13)	1.68
				Fin:	53.34	(23)				1.72
			Total:	Int1:	1:13.27	(27)				4.88
				Int2:	1:32.88	(23)				5.04
				Fin:	1:51.14	(22)				5.30
31	GINI Sandra	SUI	Run1:	Int1:	15.45	(34)	I1-I2:			0.92
				Int2:			I2-Fin:			
				Fin:	DNF					
			Run2:	Int1:			I1-I2:			
				Int2:			I2-Fin:			
				Fin:	DNF					
			Total:	Int1:						
				Int2:						
				Fin:	DNF					
32	MORANDINI Claudia	ITA	Run1:	Int1:	15.42	(32)	I1-I2:	23.26	(26)	0.89
				Int2:	38.68	(28)	I2-Fin:	18.77	(11)	2.48
				Fin:	57.45	(17)				3.23
			Run2:	Int1:	14.99	(23)	I1-I2:	19.82	(22)	0.82
				Int2:	34.81	(24)	I2-Fin:	18.09	(5)	1.41
				Fin:	52.90	(19)				1.28
			Total:	Int1:	1:12.44	(18)				4.05
				Int2:	1:32.26	(17)				4.42
				Fin:	1:50.35	(16)				4.51
33	DE LEYMARIE Florine	FRA	Run1:	Int1:	15.55	(39)	I1-I2:	23.51	(34)	1.02
				Int2:	39.06	(35)	I2-Fin:	19.39	(22)	2.86
				Fin:	58.45	(30)				4.23
			Run2:	Int1:	14.96	(22)	I1-I2:	20.06	(28)	0.79
				Int2:	35.02	(26)	I2-Fin:	18.56	(26)	1.62
				Fin:	53.58	(26)				1.96
			Total:	Int1:	1:13.41	(30)				5.02
				Int2:	1:33.47	(29)				5.63
				Fin:	1:52.03	(27)				6.19
34	ZAKOURILOVA Petra	CZE	Run1:	Int1:	15.37	(29)	I1-I2:	23.33	(27)	0.84
				Int2:	38.70	(30)	I2-Fin:	19.45	(26)	2.50
				Fin:	58.15	(25)				3.93
			Run2:	Int1:	14.87	(14)	I1-I2:	19.81	(21)	0.70
				Int2:	34.68	(20)	I2-Fin:	18.17	(7)	1.28
				Fin:	52.85	(17)				1.23
			Total:	Int1:	1:13.02	(21)				4.63
				Int2:	1:32.83	(22)				4.99
				Fin:	1:51.00	(21)				5.16



AUDI FIS SKI WORLD CUP  
8th LADIES SLALOM 2nd RUN  
PERFORMANCE ANALYSIS 2



Number of Competitors: 52

Bib	Name	Nation	Positions			Partials			Difference	
			Pos.	Time	Rank	Pos.	Time	Rank	Time	
35	HULTDIN Kristina	SWE	Run1:	Int1:	15.50	(36)	I1-I2:	23.97	(41)	0.97
				Int2:	39.47	(40)	I2-Fin:	19.96	(34)	3.27
				Fin:	59.43	(37)				5.21
			Run2:	Int1:			I1-I2:			
				Int2:			I2-Fin:			
				Fin:	DNQ					
			Total:	Int1:						
				Int2:						
				Fin:	DNQ					
36	JANYK Britt	CAN	Run1:	Int1:	15.15	(19)	I1-I2:	22.96	(20)	0.62
				Int2:	38.11	(19)	I2-Fin:	19.40	(24)	1.91
				Fin:	57.51	(19)				3.29
			Run2:	Int1:	15.01	(26)	I1-I2:	19.30	(4)	0.84
				Int2:	34.31	(12)	I2-Fin:	18.47	(24)	0.91
				Fin:	52.78	(15)				1.16
			Total:	Int1:	1:12.52	(19)				4.13
				Int2:	1:31.82	(16)				3.98
				Fin:	1:50.29	(15)				4.45
37	PITKANEN Riitta	FIN	Run1:	Int1:	15.43	(33)	I1-I2:			0.90
				Int2:			I2-Fin:			
				Fin:	DNF					
			Run2:	Int1:			I1-I2:			
				Int2:			I2-Fin:			
				Fin:	DNF					
			Total:	Int1:						
				Int2:						
				Fin:	DNF					
38	HULTDIN Malin	SWE	Run1:	Int1:	15.16	(20)	I1-I2:	23.54	(36)	0.63
				Int2:	38.70	(30)	I2-Fin:	19.47	(27)	2.50
				Fin:	58.17	(26)				3.95
			Run2:	Int1:	14.93	(20)	I1-I2:	19.90	(27)	0.76
				Int2:	34.83	(25)	I2-Fin:	18.58	(27)	1.43
				Fin:	53.41	(24)				1.79
			Total:	Int1:	1:13.10	(23)				4.71
				Int2:	1:33.00	(26)				5.16
				Fin:	1:51.58	(24)				5.74
39	HARGIN Janette	SWE	Run1:	Int1:	15.29	(26)	I1-I2:	23.85	(38)	0.76
				Int2:	39.14	(36)	I2-Fin:	19.39	(22)	2.94
				Fin:	58.53	(31)				4.31
			Run2:	Int1:			I1-I2:			
				Int2:			I2-Fin:			
				Fin:	DNQ					
			Total:	Int1:						
				Int2:						
				Fin:	DNQ					



**AUDI FIS SKI WORLD CUP**  
8th LADIES SLALOM 2nd RUN  
**PERFORMANCE ANALYSIS 2**



Number of Competitors: 52

Bib	Name	Nation	Positions			Partials			Difference	
			Pos.	Time	Rank	Pos.	Time	Rank	Time	
40	<b>CARRICK-ANDERSON Emma</b>	GBR	Run1:	Int1:	15.83	(45)	I1-I2:	23.44	(32)	1.30
				Int2:	39.27	(37)	I2-Fin:	20.03	(36)	3.07
				Fin:	59.30	(36)				5.08
			Run2:	Int1:			I1-I2:			
			Int2:			I2-Fin:				
			Fin:	DNQ						
			Total:	Int1:						
				Int2:						
				Fin:	DNQ					
41	<b>HARGIN Christine</b>	SWE	Run1:	Int1:	15.14	(18)	I1-I2:	23.55	(37)	0.61
				Int2:	38.69	(29)	I2-Fin:	20.15	(38)	2.49
				Fin:	58.84	(33)				4.62
			Run2:	Int1:			I1-I2:			
			Int2:			I2-Fin:				
			Fin:	DNQ						
			Total:	Int1:						
				Int2:						
				Fin:	DNQ					
42	<b>MERIGHETTI Daniela</b>	ITA	Run1:	Int1:			I1-I2:			
				Int2:			I2-Fin:			
				Fin:	DNF					
			Run2:	Int1:			I1-I2:			
			Int2:			I2-Fin:				
			Fin:	DNF						
			Total:	Int1:						
				Int2:						
				Fin:	DNF					
43	<b>BACHMANN Silke</b>	ITA	Run1:	Int1:			I1-I2:			
				Int2:			I2-Fin:			
				Fin:	DNF					
			Run2:	Int1:			I1-I2:			
			Int2:			I2-Fin:				
			Fin:	DNF						
			Total:	Int1:						
				Int2:						
				Fin:	DNF					
44	<b>KARBON Denise</b>	ITA	Run1:	Int1:	15.51	(37)	I1-I2:	23.90	(39)	0.98
				Int2:	39.41	(39)	I2-Fin:	19.63	(30)	3.21
				Fin:	59.04	(34)				4.82
			Run2:	Int1:			I1-I2:			
			Int2:			I2-Fin:				
			Fin:	DNQ						
			Total:	Int1:						
				Int2:						
				Fin:	DNQ					



**AUDI FIS SKI WORLD CUP**  
8th LADIES SLALOM 2nd RUN  
**PERFORMANCE ANALYSIS 2**



Number of Competitors: 52

Bib	Name	Nation	Positions			Partials			Difference		
			Pos.	Time	Rank	Pos.	Time	Rank	Time		
45	FORSYTH Allison	CAN	Run1:	Int1:	15.11	(17)	I1-I2:	23.49	(33)	0.58	
				Int2:	38.60	(23)		I2-Fin:	19.64	(31)	2.40
				Fin:	58.24	(27)					4.02
			Run2:	Int1:	15.15	(28)	I1-I2:	19.87	(25)	0.98	
				Int2:	35.02	(26)		I2-Fin:	18.40	(20)	1.62
				Fin:	53.42	(25)					1.80
			Total:	Int1:	1:13.39	(29)				5.00	
				Int2:	1:33.26	(28)				5.42	
				Fin:	1:51.66	(25)				5.82	
46	BIRKELUND Karina	NOR	Run1:	Int1:	15.86	(46)	I1-I2:			1.33	
				Int2:				I2-Fin:			
				Fin:	DNF						
			Run2:	Int1:			I1-I2:				
				Int2:				I2-Fin:			
				Fin:	DNF						
			Total:	Int1:							
				Int2:							
				Fin:	DNF						
47	RIENDA CONTRERAS M.	SPA	Run1:	Int1:	15.64	(42)	I1-I2:	23.93	(40)	1.11	
				Int2:	39.57	(41)		I2-Fin:	19.65	(32)	3.37
				Fin:	59.22	(35)					5.00
			Run2:	Int1:			I1-I2:				
				Int2:				I2-Fin:			
				Fin:	DNQ						
			Total:	Int1:							
				Int2:							
				Fin:	DNQ						
48	PLANATSCHER Maddalena	ITA	Run1:	Int1:	15.81	(44)	I1-I2:	23.53	(35)	1.28	
				Int2:	39.34	(38)		I2-Fin:			3.14
				Fin:	DNF						
			Run2:	Int1:			I1-I2:				
				Int2:				I2-Fin:			
				Fin:	DNF						
			Total:	Int1:							
				Int2:							
				Fin:	DNF						
49	BRYDON Emily	CAN	Run1:	Int1:	15.78	(43)	I1-I2:	24.12	(42)	1.25	
				Int2:	39.90	(42)		I2-Fin:	20.03	(36)	3.70
				Fin:	59.93	(38)					5.71
			Run2:	Int1:			I1-I2:				
				Int2:				I2-Fin:			
				Fin:	DNQ						
			Total:	Int1:							
				Int2:							
				Fin:	DNQ						



**AUDI FIS SKI WORLD CUP**  
8th LADIES SLALOM 2nd RUN  
**PERFORMANCE ANALYSIS 2**



Number of Competitors: 52

Bib Name	Nation	Positions			Partials			Difference Time
		Pos.	Time	Rank	Pos.	Time	Rank	
50 MAZE Tina	SLO	Run1:	Int1:			I1-I2:		
			Int2:			I2-Fin:		
			Fin:	DNF				
		Run2:	Int1:			I1-I2:		
		Int2:			I2-Fin:			
		Fin:	DNF					
	Total:	Int1:						
		Int2:						
		Fin:	DNF					
51 FLEMMEN Andrine	NOR	Run1:	Int1:	15.55 (39)		I1-I2:	23.16 (22)	1.02
			Int2:	38.71 (32)		I2-Fin:	19.97 (35)	2.51
			Fin:	58.68 (32)				4.46
		Run2:	Int1:			I1-I2:		
		Int2:			I2-Fin:			
		Fin:	DNQ					
	Total:	Int1:						
		Int2:						
		Fin:	DNQ					
52 RUIZ CASTILLO Carolina	SPA	Run1:	Int1:	16.01 (48)		I1-I2:	24.82 (43)	1.48
			Int2:	40.83 (43)		I2-Fin:	20.80 (39)	4.63
			Fin:	1:01.63 (39)				7.41
		Run2:	Int1:			I1-I2:		
		Int2:			I2-Fin:			
		Fin:	DNQ					
	Total:	Int1:						
		Int2:						
		Fin:	DNQ					

**LEGEND**

**Pos** Intermediate or Speed Position    **DNQ** Did Not Qualify    **Int2:** Intermediate 2    **Run2** Second Run    **Fin:** Finish  
**Total** First + Second Run    **Int1:** Intermediate 1    **DNF** Did Not Finish    **Run1** First Run



# AUDI FIS SKI WORLD CUP



## AUDI FIS SKI WORLD CUP AFTER 9th LADIES SLALOM SLALOM FIS WCSL LIST

23 NOV 2002 Park City (USA)  
30 NOV 2002 Aspen (USA)  
15 DEC 2002 Sestrières (ITA)  
22 DEC 2002 Lenzerheide (SUI)  
29 DEC 2002 Semmering (AUT)  
5 JAN 2003 Bormio (ITA)  
26 JAN 2003 Maribor (SLO)  
15 FEB 2003 St. Moritz (SUI)  
8 MAR 2003 Åre (SWE)

Number of Competitors: 68

Rank	FIS Code	Name	Nation	1	2	3	4	5	6	7	8	9	Base - X + Y = WCSL-SL			
1	385022	KOSTELIC Janica	CRO	100	80	50	100	100	100	80	100	100	352	317	810	845
2	505483	PAERSON Anja	SWE	18	100	100	-	-	60	100	50	80	540	486	508	562
3	195377	PASCAL Christel	FRA	80	45	26	14	80	13	45	22	32	312	281	357	388
4	55590	SCHILD Marlies	AUT	45	60	22	-	40	36	50	80	29	134	121	362	375
5	185140	POUTIAINEN Tanja	FIN	12	18	80	80	-	50	32	26	45	301	271	343	373
6	195249	PEQUEGNOT Laure	FRA	50	-	40	-	50	36	45	36	40	677	609	297	365
7	205636	BERGMANN Monika	GER	20	24	16	50	26	40	9	20	60	304	274	265	295
8	55690	HOSP Nicole	AUT	32	50	60	-	-	24	60	60	-	-	-	286	286
9	515268	NEF Sonja	SUI	36	40	8	36	-	45	-	40	-	330	297	205	238
10	295435	GIUS Nicole	ITA	29	36	20	18	60	13	2	-	50	49	44	228	233
11	205378	ERTL Martina	GER	24	32	32	13	-	36	10	-	36	202	182	183	203
12	536481	SCHLEPER Sarah	USA	40	-	24	36	45	14	-	-	5	254	229	164	189
13	55302	EGGER Sabine	AUT	60	26	36	-	-	3	3	29	18	111	100	175	186
14	205115	GERG Annemarie	GER	16	11	18	45	36	18	-	-	22	62	56	166	172
15	535825	KOZNICK Kristina	USA	13	-	11	26	-	26	36	-	-	518	466	112	164
16	505187	OTTOSSON Anna	SWE	15	22	-	-	-	16	16	45	26	55	50	140	145
16	425051	ROGNMO-BAKKE Trine	NOR	14	20	13	22	32	-	26	-	-	177	159	127	145
18	515370	OESTER Marlies	SUI	10	29	10	11	-	9	-	18	20	261	235	107	133
19	55576	GOERGL Elisabeth	AUT	-	-	12	-	20	80	-	-	-	-	-	112	112
20	155415	ZAHROBSKA Sarka	CZE	-	-	45	8	18	-	12	-	24	-	-	107	107
21	195215	VIDAL Vanessa	FRA	-	5	3	40	16	22	-	-	-	200	180	86	106
22	415069	RIEGLER Claudia	NZE	11	9	1	60	-	-	18	-	-	48	43	99	104
23	505271	EKMAN Susanne	SWE	22	10	5	-	22	-	24	-	8	44	40	91	95
24	565097	PRETNAR Spela	SLO	-	18	9	15	-	5	4	-	13	126	113	64	77
25	515092	GRUENENFELDER Corina	SUI	4	14	-	-	-	2	29	-	12	128	115	61	74
26	385027	FLEISS Nika	CRO	26	-	-	-	13	-	-	32	-	22	20	71	73
27	425359	BERNTSEN Hedda	NOR	-	4	7	16	-	6	22	-	-	107	96	55	66
27	295265	CERESA Annalisa	ITA	-	13	-	9	-	7	13	24	-	-	-	66	66





# AUDI FIS SKI WORLD CUP



## AUDI FIS SKI WORLD CUP AFTER 9th LADIES SLALOM SLALOM FIS WCSL LIST

Number of Competitors: 68

Rank	FIS Code	Name	Nation	Competition Dates and Locations									Base - X + Y = WCSL-SL			
				1	2	3	4	5	6	7	8	9				
29	55359	TRUPPE Karin	AUT	-	-	-	29	-	8	16	-	11	10	9	64	65
30	55388	RAICH Carina	AUT	-	6	29	7	-	-	7	-	-	154	139	49	64
31	296259	MOELGG Manuela	ITA	-	-	6	-	29	-	11	16	-	-	-	62	62
32	55691	SPONRING Christine	AUT	-	12	15	-	-	-	22	-	-	119	107	49	61
33	425380	BREMSETH Lisa	NOR	-	-	-	10	26	1	5	-	14	-	-	56	56
34	106022	JANYK Britt	CAN	-	7	-	12	-	15	-	-	16	14	13	50	51
35	425458	VIKEN Line	NOR	-	3	-	20	16	-	-	-	9	9	8	48	49
36	565207	DABIC Lea	SLO	5	18	-	-	-	20	-	-	-	41	37	43	47
36	185058	RAITA Henna	FIN	8	-	14	-	-	11	-	-	-	144	130	33	47
38	505084	NOWEN Ylva	SWE	-	-	-	-	-	-	-	-	-	378	340	-	38
39	537772	STIEGLER Resi	USA	-	-	-	24	-	-	-	-	-	-	-	24	24
40	495065	RIENDA CONTRERAS M.	SPA	7	-	-	-	12	-	-	-	-	40	36	19	23
40	206001	RIESCH Maria	GER	-	-	2	6	-	-	14	-	-	10	9	22	23
42	295738	BACHMANN Silke	ITA	-	-	4	-	14	-	-	-	-	7	6	18	19
42	565004	BOKAL Natasa	SLO	2	8	-	-	-	-	-	-	-	87	78	10	19
44	296008	MERIGHETTI Daniela	ITA	3	-	-	-	11	4	-	-	-	-	-	18	18
45	537545	MANCUSO Julia	USA	6	-	-	-	-	11	-	-	-	-	-	17	17
46	296073	MORANDINI Claudia	ITA	-	-	-	-	-	-	-	-	15	-	-	15	15
47	55759	KIRCHGASSER Michaela	AUT	-	-	-	-	-	-	8	-	-	32	29	8	11
48	155047	ZAKOURILOVA Petra	CZE	-	-	-	-	-	-	-	-	10	3	3	10	10
49	225018	CARRICK-ANDERSON E.	GBR	9	-	-	-	-	-	-	-	-	3	3	9	9
49	105741	FORSYTH Allison	CAN	-	-	-	-	-	-	-	-	6	30	27	6	9
49	705287	ZUZULOVA Veronika	SVK	-	-	-	-	-	-	-	-	-	89	80	-	9
52	295559	BIAVASCHI Elisabetta	ITA	-	-	-	-	-	-	-	-	-	82	74	-	8
52	55069	GOETSCHL Renate	AUT	-	-	-	-	-	-	-	-	-	76	68	-	8
54	505335	HULTDIN Malin	SWE	-	-	-	-	-	-	-	-	7	-	-	7	7
54	295445	KARBON Denise	ITA	-	-	-	-	-	-	6	-	-	13	12	6	7
56	565109	DOVZAN Alenka	SLO	-	-	-	-	-	-	-	-	-	60	54	-	6



# AUDI FIS SKI WORLD CUP



## AUDI FIS SKI WORLD CUP AFTER 9th LADIES SLALOM SLALOM FIS WCSL LIST

Rank	FIS Code	Name	Nation	Races									Base - X + Y = WCSL-SL				
				1	2	3	4	5	6	7	8	9					
				23 NOV 2002 Park City (USA) 30 NOV 2002 Aspen (USA) 15 DEC 2002 Sestrières (ITA) 22 DEC 2002 Lenzerheide (SUI) 29 DEC 2002 Semmering (AUT) 5 JAN 2003 Bormio (ITA) 26 JAN 2003 Maribor (SLO) 15 FEB 2003 St. Moritz (SUI) 8 MAR 2003 Åre (SWE)													
Number of Competitors: 68																	
57	305287	HIROI Noriyo	JPN	-	-	-	-	-	-	-	-	-	-	49	44	-	5
57	45002	STEGGALL Zali	AUS	-	-	-	-	-	-	-	-	-	-	47	42	-	5
59	195912	DE LEYMARIE Florine	FRA	-	-	-	-	-	-	-	-	4	-	-	-	4	4
60	505260	HARGIN Janette	SWE	-	-	-	-	-	-	-	-	-	-	27	24	-	3
60	55136	KOELLERER Karin	AUT	-	-	-	-	-	-	-	-	-	-	26	23	-	3
62	505396	HARGIN Christine	SWE	-	-	-	-	-	-	-	-	-	-	12	11	-	1
62	205716	HUBER-BRANDT Marina	GER	-	-	-	-	-	-	-	-	-	-	9	8	-	1
62	55544	KNOR Petra	AUT	-	-	-	-	-	-	-	-	-	-	6	5	-	1
62	565243	MAZE Tina	SLO	-	-	-	-	-	-	-	-	-	-	12	11	-	1
62	295927	PLANATSCHER Maddalena	ITA	-	-	-	-	-	-	-	-	-	-	8	7	-	1
62	106056	SIMARD Genevieve	CAN	-	-	-	-	-	-	-	-	-	-	13	12	-	1
62	205736	WOLF Stefanie	GER	-	-	-	-	-	-	-	-	-	-	8	7	-	1

### Number of Competitors per Nation until 60th position


AUS : 1	AUT : 10	CAN : 2	CRO : 2	CZE : 2	FIN : 2
FRA : 4	GBR : 1	GER : 4	ITA : 8	JPN : 1	NOR : 4
NZE : 1	SLO : 4	SPA : 1	SUI : 3	SVK : 1	SWE : 6
USA : 4					

#### LEGEND

**Base** Last season WCSL points  
**X** (Base / number of planned races in the current season) \* number of completed races in the current season  
**Y** WC points won in the current season  
**WCSL-SL** World Cup Start List points for Slalom



# AUDI FIS SKI WORLD CUP




## AUDI FIS SKI WORLD CUP AFTER 9th LADIES SLALOM OVERALL FIS WCSL LIST

Number of Competitors: 151

Rank	FIS Code	Name	Nation	WCSL	DH	SL	GS	SG	K
1	385022	KOSTELIC Janica	CRO	1848	141 (17)	845 (1)	382 (4)	280 (9)	200 (1)
2	55198	DORFMEISTER Michaela	AUT	1307	520 (1)	–	370 (5)	381 (3)	36 (13)
3	505483	PAERSON Anja	SWE	1205	–	562 (2)	613 (1)	30 (35)	–
4	195374	MONTILLET Carole	FRA	989	410 (4)	–	76 (26)	503 (1)	–
5	295342	PUTZER Karen	ITA	985	125 (18)	–	488 (2)	322 (6)	50 (10)
6	55069	GOETSCHL Renate	AUT	952	469 (2)	8 (52)	8 (50)	467 (2)	–
7	205378	ERTL Martina	GER	878	73 (26)	203 (11)	258 (9)	224 (12)	120 (2)
8	55212	MEISSNITZER Alexandra	AUT	832	197 (11)	–	287 (7)	348 (4)	–
9	205117	GERG Hilde	GER	710	368 (5)	–	17 (41)	325 (5)	–
10	536138	CLARK Kirsten L	USA	705	314 (6)	–	62 (32)	311 (7)	18 (19)
11	515098	REY BELLET Corinne	SUI	667	427 (3)	–	14 (43)	226 (11)	–
12	515268	NEF Sonja	SUI	662	–	238 (9)	424 (3)	–	–
13	55690	HOSP Nicole	AUT	638	–	286 (8)	272 (8)	–	80 (6)
14	55261	OBERMOSER Brigitte	AUT	615	239 (10)	–	144 (20)	210 (14)	22 (17)
15	185140	POUTIAINEN Tanja	FIN	581	–	373 (5)	208 (16)	–	–
16	295136	CECCARELLI Daniela	ITA	475	153 (13)	–	9 (48)	298 (8)	15 (22)
17	105546	TURGEON Melanie	CAN	468	256 (9)	–	–	212 (13)	–
18	295588	KOSTNER Isolde	ITA	429	314 (6)	–	3 (58)	112 (18)	–
19	55590	SCHILD Marlies	AUT	425	–	375 (4)	–	–	50 (10)
20	536473	LALIVE Caroline	USA	421	147 (15)	–	67 (29)	155 (15)	52 (9)
21	536477	MENDES Jonna	USA	414	179 (12)	–	3 (58)	232 (10)	–
22	195377	PASCAL Christel	FRA	405	–	388 (3)	17 (41)	–	–
23	505187	OTTOSSON Anna	SWE	396	–	145 (16)	219 (14)	32 (34)	–
24	195249	PEQUEGNOT Laure	FRA	366	–	365 (6)	1 (66)	–	–
25	515409	BERTHOD Sylviane	SUI	328	263 (8)	–	–	65 (22)	–
26	295445	KARBON Denise	ITA	307	–	7 (54)	300 (6)	–	–
27	536481	SCHLEPER Sarah	USA	304	–	189 (12)	115 (22)	–	–
28	295435	GIUS Nicole	ITA	300	–	233 (10)	67 (29)	–	–
29	205636	BERGMANN Monika	GER	295	–	295 (7)	–	–	–
30	106056	SIMARD Genevieve	CAN	283	–	1 (62)	114 (23)	130 (16)	38 (12)
31	515370	OESTER Marlies	SUI	282	–	133 (18)	49 (35)	–	100 (4)
32	495065	RIENDA CONTRERAS M.	SPA	278	–	23 (40)	255 (10)	–	–
33	425001	FLEMMEN Andrine	NOR	254	–	–	254 (11)	–	–
34	535825	KOZNICK Kristina	USA	252	–	164 (15)	88 (24)	–	–
35	206001	RIESCH Maria	GER	250	86 (22)	23 (40)	12 (45)	24 (41)	105 (3)
36	565243	MAZE Tina	SLO	239	–	1 (62)	238 (12)	–	–



# AUDI FIS SKI WORLD CUP



## AUDI FIS SKI WORLD CUP AFTER 9th LADIES SLALOM OVERALL FIS WCSL LIST

Number of Competitors: 151

Rank	FIS Code	Name	Nation	WCSL	DH	SL	GS	SG	K
37	355002	HEEB-BATLINER Birgit	LIE	224	-	-	224 (13)	-	-
38	105741	FORSYTH Allison	CAN	220	-	9 (49)	211 (15)	-	-
39	55313	ROHREGGER Eveline	AUT	219	-	-	149 (19)	70 (21)	-
40	537545	MANCUSO Julia	USA	212	60 (29)	17 (45)	-	54 (26)	81 (5)
41	106022	JANYK Britt	CAN	208	-	51 (34)	157 (18)	-	-
42	565037	SUHADOLC Mojca	SLO	197	84 (23)	-	-	113 (17)	-
43	515348	BORGHI Catherine	SUI	193	151 (14)	-	-	26 (38)	16 (20)
44	505632	LINDELL-VIKARBY Jessica	SWE	191	56 (30)	-	52 (33)	22 (43)	61 (7)
45	195503	SUCHET Melanie	FRA	190	143 (16)	-	1 (66)	46 (31)	-
46	55302	EGGER Sabine	AUT	186	-	186 (13)	-	-	-
47	55576	GOERGL Elisabeth	AUT	178	-	112 (19)	66 (31)	-	-
48	205115	GERG Annemarie	GER	175	-	172 (14)	3 (58)	-	-
49	55539	BERGER Silvia	AUT	172	-	-	123 (21)	49 (28)	-
50	425389	NILSEN Stina Hofgard	NOR	166	-	-	166 (17)	-	-
51	155415	ZAHROBSKA Sarka	CZE	162	-	107 (20)	-	-	55 (8)
52	195671	JACQUEMOD Ingrid	FRA	160	97 (21)	-	-	63 (23)	-
53	515573	AUFDENBLATTEN Fraenzi	SUI	159	-	-	68 (27)	75 (20)	16 (20)
54	205392	HAEUSL Regina	GER	156	121 (19)	-	-	35 (33)	-
55	296259	MOELGG Manuela	ITA	155	-	62 (31)	68 (27)	1 (60)	24 (15)
56	55290	HEREGGER Selina	AUT	148	114 (20)	-	9 (48)	25 (40)	-
56	55538	WIRTH Katja	AUT	148	82 (24)	-	-	52 (27)	14 (23)
58	425051	ROGNMO-BAKKE Trine	NOR	145	-	145 (16)	-	-	-
59	105997	BRYDON Emily	CAN	130	28 (44)	-	-	78 (19)	24 (15)
60	55052	SCHNEIDER Tanja	AUT	119	47 (32)	-	14 (43)	58 (25)	-
61	195215	VIDAL Vanessa	FRA	106	-	106 (21)	-	-	-
62	515403	MUELLER Tamara	SUI	105	42 (35)	-	-	63 (23)	-
63	415069	RIEGLER Claudia	NZE	104	-	104 (22)	-	-	-
64	505271	EKMAN Susanne	SWE	102	-	95 (23)	7 (52)	-	-
65	296008	MERIGHETTI Daniela	ITA	98	-	18 (44)	80 (25)	-	-
66	55691	SPONRING Christine	AUT	95	33 (41)	61 (32)	1 (66)	-	-
67	295533	RECCHIA Lucia	ITA	89	42 (35)	-	-	47 (30)	-
67	505083	WIBERG Pernilla	SWE	89	75 (25)	-	-	14 (47)	-
69	205820	HUBER Isabelle	GER	81	65 (28)	-	-	16 (44)	-
69	565097	PRETNAR Spela	SLO	81	-	77 (24)	4 (55)	-	-
71	515092	GRUENENFELDER Corina	SUI	74	-	74 (25)	-	-	-
72	385027	FLEISS Nika	CRO	73	-	73 (26)	-	-	-



# AUDI FIS SKI WORLD CUP




## AUDI FIS SKI WORLD CUP AFTER 9th LADIES SLALOM OVERALL FIS WCSL LIST

Number of Competitors: 151

Rank	FIS Code	Name	Nation	WCSL	DH	SL	GS	SG	K
72	425077	MARKEN Ingeborg Helen	NOR	73	73 (26)	–	–	–	–
74	565207	DABIC Lea	SLO	69	–	47 (36)	–	–	22 (17)
75	295463	BASSIS Patrizia	ITA	67	41 (37)	–	–	26 (38)	–
76	425359	BERNTSEN Hedda	NOR	66	–	66 (27)	–	–	–
76	295265	CERESA Annalisa	ITA	66	–	66 (27)	–	–	–
78	55359	TRUPPE Karin	AUT	65	–	65 (29)	–	–	–
79	536884	LUDLOW Libby	USA	64	16 (53)	–	–	48 (29)	–
79	505084	NOWEN Ylva	SWE	64	–	38 (38)	26 (39)	–	–
79	55388	RAICH Carina	AUT	64	–	64 (30)	–	–	–
82	295738	BACHMANN Silke	ITA	63	–	19 (42)	44 (36)	–	–
82	515429	DUMERMUTH Monika	SUI	63	39 (38)	–	–	24 (41)	–
84	55596	WILHELM Kathrin	AUT	61	55 (31)	–	–	6 (55)	–
85	505260	HARGIN Janette	SWE	59	24 (45)	3 (60)	3 (58)	29 (37)	–
86	425380	BREMSETH Lisa	NOR	56	–	56 (33)	–	–	–
87	55075	SCHUSTER Stefanie	AUT	53	37 (39)	–	1 (66)	15 (45)	–
88	535529	MONAHAN Kathleen	USA	52	22 (47)	–	–	30 (35)	–
89	295927	PLANATSCHER Maddalena	ITA	51	–	1 (62)	50 (34)	–	–
90	537772	STIEGLER Resi	USA	50	–	24 (39)	–	–	26 (14)
91	425458	VIKEN Line	NOR	49	–	49 (35)	–	–	–
92	565109	DOVZAN Alenka	SLO	47	–	6 (56)	41 (37)	–	–
92	185058	RAITA Henna	FIN	47	–	47 (36)	–	–	–
94	205119	HALTMAYR Petra	GER	46	31 (43)	–	2 (64)	13 (48)	–
95	535503	STREET Picabo	USA	45	45 (33)	–	–	–	–
96	535505	GERETY Megan	USA	44	43 (34)	–	–	1 (60)	–
97	495318	RUIZ CASTILLO Carolina	SPA	42	–	–	4 (55)	38 (32)	–
98	515170	STYGER Nadia	SUI	40	20 (49)	–	5 (54)	15 (45)	–
99	515496	IMLIG Corinne	SUI	36	36 (40)	–	–	–	–
100	55588	RUMPFHUBER Ingrid	AUT	35	32 (42)	–	–	3 (58)	–
101	195868	MEILLEUR Karine	FRA	32	24 (45)	–	–	8 (51)	–
102	515095	KUMMER Lilian	SUI	27	–	–	27 (38)	–	–
103	485062	ZELENSKAJA Warwara	RUS	26	19 (50)	–	–	7 (52)	–
104	195927	LAZIER Laurence	FRA	24	–	–	24 (40)	–	–
104	295800	TAGLIABUE Elena	ITA	24	17 (52)	–	–	7 (52)	–
106	515560	SCHILD Martina	SUI	21	21 (48)	–	–	–	–
107	565004	BOKAL Natasa	SLO	19	–	19 (42)	–	–	–
108	105662	LEFRANCOIS Anne Marie	CAN	18	18 (51)	–	–	–	–



# AUDI FIS SKI WORLD CUP




## AUDI FIS SKI WORLD CUP AFTER 9th LADIES SLALOM OVERALL FIS WCSL LIST

Number of Competitors: 151

Rank	FIS Code	Name	Nation	WCSL	DH	SL	GS	SG	K
109	205043	BRAUNER Sibylle	GER	17	16 (53)	–	–	1 (60)	–
109	55622	VIERTHALER Astrid	AUT	17	16 (53)	–	–	1 (60)	–
111	295449	KLEON Barbara	ITA	16	2 (61)	–	1 (66)	13 (48)	–
112	296073	MORANDINI Claudia	ITA	15	–	15 (46)	–	–	–
113	536479	POWERS Alison	USA	14	14 (56)	–	–	–	–
114	385032	JELUSIC Ana	CRO	12	–	–	12 (45)	–	–
115	55383	BLASER Karin	AUT	11	11 (57)	–	–	–	–
115	565136	BRACUN Spela	SLO	11	11 (57)	–	–	–	–
115	55759	KIRCHGASSER Michaela	AUT	11	–	11 (47)	–	–	–
118	295807	VIERIN Sonia	ITA	10	–	–	10 (47)	–	–
118	155047	ZAKOURILOVA Petra	CZE	10	–	10 (48)	–	–	–
120	225018	CARRICK-ANDERSON Emma	GBR	9	–	9 (49)	–	–	–
120	537544	KILDOW Lindsey C.	USA	9	8 (59)	–	–	1 (60)	–
120	55339	LECHNER Martina	AUT	9	–	–	–	9 (50)	–
120	705287	ZUZULOVA Veronika	SVK	9	–	9 (49)	–	–	–
124	295559	BIAVASCHI Elisabetta	ITA	8	–	8 (52)	–	–	–
124	515534	DICHT Erika	SUI	8	–	–	8 (50)	–	–
126	505335	HULTDIN Malin	SWE	7	–	7 (54)	–	–	–
126	515166	PIEREN Tanja	SUI	7	–	–	–	7 (52)	–
128	537446	MCCARTY Bryna	USA	6	6 (60)	–	–	–	–
128	515766	SUTER Fabienne	SUI	6	–	–	6 (53)	–	–
130	305287	HIROI Noriyo	JPN	5	–	5 (57)	–	–	–
130	295462	MAJ Chiara	ITA	5	–	–	–	5 (56)	–
130	45002	STEGGALL Zali	AUS	5	–	5 (57)	–	–	–
133	225206	ALCOTT Chimene	GBR	4	–	–	–	4 (57)	–
133	195912	DE LEYMARIE Florine	FRA	4	–	4 (59)	–	–	–
133	495107	GALINDO SANTOLARIA Ana	SPA	4	–	–	4 (55)	–	–
136	195193	DUVILLARD Kristina	FRA	3	–	–	3 (58)	–	–
136	195920	GIVELET Anne-Laure	FRA	3	–	–	–	3 (58)	–
136	55136	KOELLERER Karin	AUT	3	–	3 (60)	–	–	–
136	195291	PELLAT-FINET Caroline	FRA	3	–	–	3 (58)	–	–
140	485217	ALIEVA Olesja	RUS	2	–	–	2 (64)	–	–
140	515478	ALPIGER Ella	SUI	2	2 (61)	–	–	–	–
142	105859	BOUCHER Sara-Maude	CAN	1	1 (63)	–	–	–	–
142	425022	FJELDAVLIE Merete	NOR	1	–	–	–	1 (60)	–
142	505396	HARGIN Christine	SWE	1	–	1 (62)	–	–	–



# AUDI FIS SKI WORLD CUP



## AUDI FIS SKI WORLD CUP AFTER 9th LADIES SLALOM OVERALL FIS WCSL LIST

Number of Competitors: 151

Rank	FIS Code	Name	Nation	WCSL	DH	SL	GS	SG	K
142	155333	HRSTKOVA Lucie	CZE	1	-	-	1 (66)	-	-
142	205716	HUBER-BRANDT Marina	GER	1	-	1 (62)	-	-	-
142	55544	KNOR Petra	AUT	1	-	1 (62)	-	-	-
142	45071	OWENS Jenny	AUS	1	1 (63)	-	-	-	-
142	105903	PRCHAL Anna	CAN	1	-	-	1 (66)	-	-
142	195273	SEKINO Fujiko	FRA	1	-	-	1 (66)	-	-
142	205736	WOLF Stefanie	GER	1	-	1 (62)	-	-	-

### LEGEND

**GS** Giant Slalom points   **SG** Super-G points   **DH** Downhill points   **WCSL** Overall points   **SL** Slalom points  
**K** Combined points

08-03-2003 / Åre (SWE) / 5960

Page 5/5

[www.fis-ski.com](http://www.fis-ski.com)

Generation Date: SAT 8 MAR 2003


Time: 12:50 Swatch Internet Time: @535

Document: 60B 1.0

swatch® 



# AUDI FIS SKI WORLD CUP




## AUDI FIS SKI WORLD CUP AFTER 8th LADIES SLALOM SLALOM FIS WORLD CUP STANDINGS

Rank	FIS Code	Name	Nation	Competition Dates and Locations								WC-SL Diff.
				1	2	3	4	5	6	7	8	
Number of Competitors: 52				23 NOV 2002 Park City (USA)	30 NOV 2002 Aspen (USA)	15 DEC 2002 Sestrières (ITA)	22 DEC 2002 Lenzerheide (SUI)	29 DEC 2002 Semmering (AUT)	5 JAN 2003 Bormio (ITA)	26 JAN 2003 Maribor (SLO)	8 MAR 2003 Åre (SWE)	
1	385022	KOSTELIC Janica	CRO	100	80	50	100	100	100	80	100	710
2	505483	PAERSON Anja	SWE	18	100	100	-	-	60	100	80	458 - 252
3	195377	PASCAL Christel	FRA	80	45	26	14	80	13	45	32	335 - 375
4	185140	POUTIAINEN Tanja	FIN	12	18	80	80	-	50	32	45	317 - 393
5	55590	SCHILD Marlies	AUT	45	60	22	-	40	36	50	29	282 - 428
6	195249	PEQUEGNOT Laure	FRA	50	-	40	-	50	36	45	40	261 - 449
7	205636	BERGMANN Monika	GER	20	24	16	50	26	40	9	60	245 - 465
8	295435	GIUS Nicole	ITA	29	36	20	18	60	13	2	50	228 - 482
9	55690	HOSP Nicole	AUT	32	50	60	-	-	24	60	-	226 - 484
10	205378	ERTL Martina	GER	24	32	32	13	-	36	10	36	183 - 527
11	205115	GERG Annemarie	GER	16	11	18	45	36	18	-	22	166 - 544
12	515268	NEF Sonja	SUI	36	40	8	36	-	45	-	-	165 - 545
13	536481	SCHLEPER Sarah	USA	40	-	24	36	45	14	-	5	164 - 546
14	55302	EGGER Sabine	AUT	60	26	36	-	-	3	3	18	146 - 564
15	425051	ROGNMO-BAKKE Trine	NOR	14	20	13	22	32	-	26	-	127 - 583
16	55576	GOERGL Elisabeth	AUT	-	-	12	-	20	80	-	-	112 - 598
16	535825	KOZNICK Kristina	USA	13	-	11	26	-	26	36	-	112 - 598
18	155415	ZAHROBSKA Sarka	CZE	-	-	45	8	18	-	12	24	107 - 603
19	415069	RIEGLER Claudia	NZE	11	9	1	60	-	-	18	-	99 - 611
20	505187	OTTOSSON Anna	SWE	15	22	-	-	-	16	16	26	95 - 615
21	505271	EKMAN Susanne	SWE	22	10	5	-	22	-	24	8	91 - 619
22	515370	OESTER Marlies	SUI	10	29	10	11	-	9	-	20	89 - 621
23	195215	VIDAL Vanessa	FRA	-	5	3	40	16	22	-	-	86 - 624
24	565097	PRETNAR Spela	SLO	-	18	9	15	-	5	4	13	64 - 646
24	55359	TRUPPE Karin	AUT	-	-	-	29	-	8	16	11	64 - 646
26	515092	GRUENENFELDER Corina	SUI	4	14	-	-	-	2	29	12	61 - 649
27	425380	BREMSETH Lisa	NOR	-	-	-	10	26	1	5	14	56 - 654
28	425359	BERNTSEN Hedda	NOR	-	4	7	16	-	6	22	-	55 - 655
29	106022	JANYK Britt	CAN	-	7	-	12	-	15	-	16	50 - 660





# AUDI FIS SKI WORLD CUP



## AUDI FIS SKI WORLD CUP AFTER 8th LADIES SLALOM SLALOM FIS WORLD CUP STANDINGS

Rank	FIS Code	Name	Nation	Competition Dates and Locations								WC-SL	Diff.
				1	2	3	4	5	6	7	8		
Number of Competitors: 52				23 NOV 2002 Park City (USA)	30 NOV 2002 Aspen (USA)	15 DEC 2002 Sestrières (ITA)	22 DEC 2002 Lenzerheide (SUI)	29 DEC 2002 Semmering (AUT)	5 JAN 2003 Bormio (ITA)	26 JAN 2003 Maribor (SLO)	8 MAR 2003 Åre (SWE)		
30	55388	RAICH Carina	AUT	-	6	29	7	-	-	7	-	49	- 661
30	55691	SPONRING Christine	AUT	-	12	15	-	-	-	22	-	49	- 661
32	425458	VIKEN Line	NOR	-	3	-	20	16	-	-	9	48	- 662
33	296259	MOELGG Manuela	ITA	-	-	6	-	29	-	11	-	46	- 664
34	565207	DABIC Lea	SLO	5	18	-	-	-	20	-	-	43	- 667
35	295265	CERESA Annalisa	ITA	-	13	-	9	-	7	13	-	42	- 668
36	385027	FLEISS Nika	CRO	26	-	-	-	13	-	-	-	39	- 671
37	185058	RAITA Henna	FIN	8	-	14	-	-	11	-	-	33	- 677
38	537772	STIEGLER Resi	USA	-	-	-	24	-	-	-	-	24	- 686
39	206001	RIESCH Maria	GER	-	-	2	6	-	-	14	-	22	- 688
40	495065	RIENDA CONTRERAS M.	SPA	7	-	-	-	12	-	-	-	19	- 691
41	295738	BACHMANN Silke	ITA	-	-	4	-	14	-	-	-	18	- 692
41	296008	MERIGHETTI Daniela	ITA	3	-	-	-	11	4	-	-	18	- 692
43	537545	MANCUSO Julia	USA	6	-	-	-	-	11	-	-	17	- 693
44	296073	MORANDINI Claudia	ITA	-	-	-	-	-	-	-	15	15	- 695
45	565004	BOKAL Natasa	SLO	2	8	-	-	-	-	-	-	10	- 700
45	155047	ZAKOURILOVA Petra	CZE	-	-	-	-	-	-	-	10	10	- 700
47	225018	CARRICK-ANDERSON E.	GBR	9	-	-	-	-	-	-	-	9	- 701
48	55759	KIRCHGASSER Michaela	AUT	-	-	-	-	-	-	8	-	8	- 702
49	505335	HULTDIN Malin	SWE	-	-	-	-	-	-	-	7	7	- 703
50	105741	FORSYTH Allison	CAN	-	-	-	-	-	-	-	6	6	- 704
50	295445	KARBON Denise	ITA	-	-	-	-	-	-	6	-	6	- 704
52	195912	DE LEYMARIE Florine	FRA	-	-	-	-	-	-	-	4	4	- 706

### LEGEND

WC-SL World Cup points for Slalom Diff. Points Difference

08-03-2003 / Åre (SWE) / 5960

Page 2/2

www.fis-ski.com

Generation Date: SAT 8 MAR 2003


Time: 12:50 Swatch Internet Time: @535

Document: 25 1.0





# AUDI FIS SKI WORLD CUP




## AUDI FIS SKI WORLD CUP AFTER 8th LADIES SLALOM OVERALL FIS WORLD CUP STANDINGS

Number of Competitors: 125

Rank	FIS Code	Name	Nation	Points	DH	SL	GS	SG	K
					5 races	8 races	8 races	7 races	1 race
1	385022	KOSTELIC Janica	CRO	1552	136 (7)	710 (1)	343 (3)	263 (7)	100 (1)
2	505483	PAERSON Anja	SWE	957	–	458 (2)	469 (1)	30 (34)	–
3	55198	DORFMEISTER Michaela	AUT	887	332 (1)	–	266 (6)	253 (8)	36 (7)
4	295342	PUTZER Karen	ITA	876	119 (8)	–	413 (2)	294 (3)	50 (4)
5	195374	MONTILLET Carole	FRA	811	281 (2)	–	63 (27)	467 (1)	–
6	205378	ERTL Martina	GER	747	67 (21)	183 (10)	230 (9)	187 (10)	80 (2)
7	55069	GOETSCHL Renate	AUT	680	268 (3)	–	4 (51)	408 (2)	–
8	55212	MEISSNITZER Alexandra	AUT	646	113 (9)	–	263 (7)	270 (5)	–
9	536138	CLARK Kirsten L	USA	547	256 (4)	–	57 (29)	216 (9)	18 (14)
10	185140	POUTIAINEN Tanja	FIN	501	–	317 (4)	184 (12)	–	–
11	55690	HOSP Nicole	AUT	498	–	226 (9)	272 (5)	–	–
12	515268	NEF Sonja	SUI	494	–	165 (12)	329 (4)	–	–
13	205117	GERG Hilde	GER	491	196 (5)	–	14 (39)	281 (4)	–
14	55261	OBERMOSER Brigitte	AUT	437	108 (12)	–	134 (18)	173 (12)	22 (12)
15	515098	REY BELLET Corinne	SUI	371	194 (6)	–	–	177 (11)	–
16	295136	CECCARELLI Daniela	ITA	359	66 (22)	–	9 (44)	269 (6)	15 (16)
17	195377	PASCAL Christel	FRA	348	–	335 (3)	13 (40)	–	–
18	536473	LALIVE Caroline	USA	325	90 (15)	–	67 (25)	136 (15)	32 (8)
19	505187	OTTOSSON Anna	SWE	305	–	95 (20)	178 (14)	32 (33)	–
20	295435	GIUS Nicole	ITA	291	–	228 (8)	63 (27)	–	–
21	536477	MENDES Jonna	USA	283	113 (9)	–	3 (53)	167 (13)	–
22	55590	SCHILD Marlies	AUT	282	–	282 (5)	–	–	–
23	536481	SCHLEPER Sarah	USA	268	–	164 (13)	104 (23)	–	–
24	105546	TURGEON Melanie	CAN	267	104 (13)	–	–	163 (14)	–
25	195249	PEQUEGNOT Laure	FRA	262	–	261 (6)	1 (59)	–	–
26	495065	RIENDA CONTRERAS M.	SPA	256	–	19 (40)	237 (8)	–	–
27	205636	BERGMANN Monika	GER	245	–	245 (7)	–	–	–
28	295445	KARBON Denise	ITA	219	–	6 (50)	213 (10)	–	–
29	106022	JANYK Britt	CAN	205	–	50 (29)	155 (16)	–	–
30	206001	RIESCH Maria	GER	203	86 (16)	22 (39)	11 (42)	24 (37)	60 (3)
30	55313	ROHREGGER Eveline	AUT	203	–	–	137 (17)	66 (20)	–
32	106056	SIMARD Genevieve	CAN	195	–	–	105 (22)	70 (19)	20 (13)
33	425001	FLEMMEN Andrine	NOR	192	–	–	192 (11)	–	–
34	355002	HEEB-BATLINER Birgit	LIE	180	–	–	180 (13)	–	–
35	55576	GOERGL Elisabeth	AUT	178	–	112 (16)	66 (26)	–	–
36	295588	KOSTNER Isolde	ITA	175	69 (20)	–	–	106 (17)	–



# AUDI FIS SKI WORLD CUP




## AUDI FIS SKI WORLD CUP AFTER 8th LADIES SLALOM OVERALL FIS WORLD CUP STANDINGS

Number of Competitors: 125

Rank	FIS Code	Name	Nation	Points	DH	SL	GS	SG	K
					5 races	8 races	8 races	7 races	1 race
37	515409	BERTHOD Sylviane	SUI	169	112 (11)	–	–	57 (24)	–
37	535825	KOZNICK Kristina	USA	169	–	112 (16)	57 (29)	–	–
37	565037	SUHADOLC Mojca	SLO	169	60 (23)	–	–	109 (16)	–
40	205115	GERG Annemarie	GER	168	–	166 (11)	2 (56)	–	–
40	565243	MAZE Tina	SLO	168	–	–	168 (15)	–	–
42	55539	BERGER Silvia	AUT	165	–	–	116 (21)	49 (27)	–
43	537545	MANCUSO Julia	USA	159	44 (27)	17 (43)	–	53 (25)	45 (5)
44	515370	OESTER Marlies	SUI	158	–	89 (22)	29 (37)	–	40 (6)
45	55538	WIRTH Katja	AUT	147	81 (17)	–	–	52 (26)	14 (17)
46	55302	EGGER Sabine	AUT	146	–	146 (14)	–	–	–
47	515348	BORGHI Catherine	SUI	139	98 (14)	–	–	25 (35)	16 (15)
47	505632	LINDELL-VIKARBY Jessica	SWE	139	56 (24)	–	52 (32)	2 (53)	29 (9)
49	195671	JACQUEMOD Ingrid	FRA	134	73 (19)	–	–	61 (22)	–
50	425389	NILSEN Stina Hofgard	NOR	133	–	–	133 (19)	–	–
50	155415	ZAHROBSKA Sarka	CZE	133	–	107 (18)	–	–	26 (10)
52	425051	ROGNMO-BAKKE Trine	NOR	127	–	127 (15)	–	–	–
53	105741	FORSYTH Allison	CAN	123	–	6 (50)	117 (20)	–	–
54	515573	AUFDENBLATTEN Fraenzi	SUI	116	–	–	57 (29)	59 (23)	–
55	205392	HAEUSL Regina	GER	113	78 (18)	–	–	35 (32)	–
56	515403	MUELLER Tamara	SUI	104	41 (28)	–	–	63 (21)	–
57	296259	MOELGG Manuela	ITA	103	–	46 (33)	32 (34)	1 (54)	24 (11)
58	415069	RIEGLER Claudia	NZE	99	–	99 (19)	–	–	–
59	505271	EKMAN Susanne	SWE	98	–	91 (21)	7 (47)	–	–
59	296008	MERIGHETTI Daniela	ITA	98	–	18 (41)	80 (24)	–	–
61	195215	VIDAL Vanessa	FRA	86	–	86 (23)	–	–	–
62	105997	BRYDON Emily	CAN	81	4 (45)	–	–	77 (18)	–
63	205820	HUBER Isabelle	GER	71	55 (25)	–	–	16 (41)	–
64	565097	PRETNAR Spela	SLO	66	–	64 (24)	2 (56)	–	–
65	536884	LUDLOW Libby	USA	64	16 (35)	–	–	48 (28)	–
65	55359	TRUPPE Karin	AUT	64	–	64 (24)	–	–	–
67	515092	GRUENENFELDER Corina	SUI	61	–	61 (26)	–	–	–
67	55596	WILHELM Kathrin	AUT	61	55 (25)	–	–	6 (47)	–
69	295533	RECCHIA Lucia	ITA	58	14 (36)	–	–	44 (29)	–
70	55052	SCHNEIDER Tanja	AUT	57	3 (47)	–	10 (43)	44 (29)	–
71	425380	BREMSETH Lisa	NOR	56	–	56 (27)	–	–	–
72	425359	BERNTSEN Hedda	NOR	55	–	55 (28)	–	–	–



# AUDI FIS SKI WORLD CUP



## AUDI FIS SKI WORLD CUP AFTER 8th LADIES SLALOM OVERALL FIS WORLD CUP STANDINGS

Number of Competitors: 125

Rank	FIS Code	Name	Nation	Points	DH	SL	GS	SG	K
					5 races	8 races	8 races	7 races	1 race
73	195503	SUCHET Melanie	FRA	54	18 (34)	–	–	36 (31)	–
74	295738	BACHMANN Silke	ITA	50	–	18 (41)	32 (34)	–	–
75	55388	RAICH Carina	AUT	49	–	49 (30)	–	–	–
75	55691	SPONRING Christine	AUT	49	–	49 (30)	–	–	–
77	425458	VIKEN Line	NOR	48	–	48 (32)	–	–	–
78	295927	PLANATSCHER Maddalena	ITA	44	–	–	44 (33)	–	–
79	565207	DABIC Lea	SLO	43	–	43 (34)	–	–	–
80	295265	CERESA Annalisa	ITA	42	–	42 (35)	–	–	–
81	515170	STYGER Nadia	SUI	40	20 (31)	–	5 (50)	15 (42)	–
82	385027	FLEISS Nika	CRO	39	–	39 (36)	–	–	–
82	535529	MONAHAN Kathleen	USA	39	14 (36)	–	–	25 (35)	–
84	515429	DUMERMUTH Monika	SUI	36	12 (38)	–	–	24 (37)	–
85	515496	IMLIG Corinne	SUI	35	35 (29)	–	–	–	–
86	55290	HEREGGER Selina	AUT	33	11 (39)	–	–	22 (39)	–
86	185058	RAITA Henna	FIN	33	–	33 (37)	–	–	–
88	565109	DOVZAN Alenka	SLO	32	–	–	32 (34)	–	–
89	295463	BASSIS Patrizia	ITA	30	9 (41)	–	–	21 (40)	–
90	195868	MEILLEUR Karine	FRA	29	22 (30)	–	–	7 (45)	–
91	195927	LAZIER Laurence	FRA	24	–	–	24 (38)	–	–
91	537772	STIEGLER Resi	USA	24	–	24 (38)	–	–	–
93	515560	SCHILD Martina	SUI	20	20 (31)	–	–	–	–
94	505260	HARGIN Janette	SWE	19	19 (33)	–	–	–	–
95	296073	MORANDINI Claudia	ITA	15	–	15 (44)	–	–	–
96	295449	KLEON Barbara	ITA	13	–	–	–	13 (43)	–
97	385032	JELUSIC Ana	CRO	12	–	–	12 (41)	–	–
98	55383	BLASER Karin	AUT	11	11 (39)	–	–	–	–
99	565004	BOKAL Natasa	SLO	10	–	10 (45)	–	–	–
99	495318	RUIZ CASTILLO Carolina	SPA	10	–	–	4 (51)	6 (47)	–
99	155047	ZAKOURILOVA Petra	CZE	10	–	10 (45)	–	–	–
102	225018	CARRICK-ANDERSON Emma	GBR	9	–	9 (47)	–	–	–
102	515095	KUMMER Lilian	SUI	9	–	–	9 (44)	–	–
102	55339	LECHNER Martina	AUT	9	–	–	–	9 (44)	–
105	515534	DICHT Erika	SUI	8	–	–	8 (46)	–	–
105	55759	KIRCHGASSER Michaela	AUT	8	–	8 (48)	–	–	–
105	536479	POWERS Alison	USA	8	8 (42)	–	–	–	–
108	505335	HULTDIN Malin	SWE	7	–	7 (49)	–	–	–



# AUDI FIS SKI WORLD CUP



## AUDI FIS SKI WORLD CUP AFTER 8th LADIES SLALOM OVERALL FIS WORLD CUP STANDINGS

Number of Competitors: 125

Rank	FIS Code	Name	Nation	Points	DH	SL	GS	SG	K
					5 races	8 races	8 races	7 races	1 race
108	515166	PIEREN Tanja	SUI	7	–	–	–	7 (45)	–
110	537446	MCCARTY Bryna	USA	6	6 (43)	–	–	–	–
110	55588	RUMPFHUBER Ingrid	AUT	6	6 (43)	–	–	–	–
110	515766	SUTER Fabienne	SUI	6	–	–	6 (48)	–	–
110	295807	VIERIN Sonia	ITA	6	–	–	6 (48)	–	–
114	295462	MAJ Chiara	ITA	5	–	–	–	5 (49)	–
115	225206	ALCOTT Chimene	GBR	4	–	–	–	4 (50)	–
115	565136	BRACUN Spela	SLO	4	4 (45)	–	–	–	–
115	195912	DE LEYMARIE Florine	FRA	4	–	4 (52)	–	–	–
118	195193	DUVILLARD Kristina	FRA	3	–	–	3 (53)	–	–
118	495107	GALINDO SANTOLARIA Ana	SPA	3	–	–	3 (53)	–	–
118	195920	GIVELET Anne-Laure	FRA	3	–	–	–	3 (51)	–
118	537544	KILDOW Lindsey C.	USA	3	3 (47)	–	–	–	–
118	295800	TAGLIABUE Elena	ITA	3	–	–	–	3 (51)	–
123	485217	ALIEVA Olesja	RUS	2	–	–	2 (56)	–	–
123	205119	HALTMAYR Petra	GER	2	2 (49)	–	–	–	–
125	515478	ALPIGER Ella	SUI	1	1 (50)	–	–	–	–

### LEGEND

GS Giant Slalom points SG Super-G points DH Downhill points Points Overall points SL Slalom points  
K Combined points

08-03-2003 / Åre (SWE) / 5960

Page 4/4

[www.fis-ski.com](http://www.fis-ski.com)

Generation Date: SAT 8 MAR 2003


Time: 12:50 Swatch Internet Time: @535

Document: 25 1.0

swatch®



# AUDI FIS SKI WORLD CUP




## AUDI FIS SKI WORLD CUP AFTER 8th LADIES SLALOM WOMEN FIS NATION CUP

Number of Nations: 18

Place	Nation	Points	Diff.	DH	SL	GS	SG	K
1	AUT Austria	4616		988	936	1268	1352	72
2	ITA Italy	2387	- 2229	277	373	892	756	89
3	GER Germany	2040	- 2576	484	616	257	543	140
4	USA United States of America	1895	- 2721	550	317	288	645	95
5	SUI Switzerland	1774	- 2842	533	315	443	427	56
6	FRA France	1758	- 2858	394	686	104	574	-
7	CRO Croatia	1603	- 3013	136	749	355	263	100
8	SWE Sweden	1525	- 3091	75	651	706	64	29
9	CAN Canada	871	- 3745	108	56	377	310	20
10	NOR Norway	611	- 4005	-	286	325	-	-
11	FIN Finland	534	- 4082	-	350	184	-	-
12	SLO Slovenia	492	- 4124	64	117	202	109	-
13	ESP Spain	269	- 4347	-	19	244	6	-
14	LIE Liechtenstein	180	- 4436	-	-	180	-	-
15	CZE Czech Republic	143	- 4473	-	117	-	-	26
16	NZL New Zealand	99	- 4517	-	99	-	-	-
17	GBR Great Britain	13	- 4603	-	9	-	4	-
18	RUS Russian Federation	2	- 4614	-	-	2	-	-



# AUDI FIS SKI WORLD CUP



## AUDI FIS SKI WORLD CUP AFTER 8th LADIES SLALOM FIS OVERALL NATION CUP

Number of Nations: 22

Place	Nation	Overall			DH Points			SL Points			GS Points			SG Points			K Points		
		M+W	M	W	M+W	M	W	M+W	M	W	M+W	M	W	M+W	M	W	M+W	M	W
1	AUT	12665	8049	4616	4390	3402	988	2641	1705	936	2676	1408	1268	2696	1344	1352	262	190	72
2	SUI	5148	3374	1774	1929	1396	533	480	165	315	1257	814	443	1222	795	427	260	204	56
3	USA	4232	2337	1895	1491	941	550	758	441	317	808	520	288	923	278	645	252	157	95
4	ITA	4027	1640	2387	533	256	277	902	529	373	1636	744	892	867	111	756	89	-	89
5	FRA	3639	1881	1758	886	492	394	1239	553	686	724	620	104	740	166	574	50	50	-
6	NOR	2851	2240	611	395	395	-	1158	872	286	655	330	325	403	403	-	240	240	-
7	GER	2248	208	2040	538	54	484	679	63	616	307	50	257	584	41	543	140	-	140
8	CRO	2181	578	1603	136	-	136	1293	544	749	389	34	355	263	-	263	100	-	100
9	SWE	1907	382	1525	94	19	75	819	168	651	833	127	706	132	68	64	29	-	29
10	CAN	1245	374	871	139	31	108	216	160	56	517	140	377	353	43	310	20	-	20
11	FIN	1206	672	534	-	-	-	936	586	350	270	86	184	-	-	-	-	-	-
12	SLO	1194	702	492	191	127	64	462	345	117	319	117	202	177	68	109	45	45	-
13	LIE	605	425	180	74	74	-	21	21	-	201	21	180	280	280	-	29	29	-
14	ESP	269	-	269	-	-	-	19	-	19	244	-	244	6	-	6	-	-	-
15	JPN	185	185	-	-	-	-	185	185	-	-	-	-	-	-	-	-	-	-
16	CZE	151	8	143	-	-	-	125	8	117	-	-	-	-	-	-	26	-	26
17	NZL	99	-	99	-	-	-	99	-	99	-	-	-	-	-	-	-	-	-
18	GBR	64	51	13	9	9	-	51	42	9	-	-	-	4	-	4	-	-	-
19	SVK	29	29	-	-	-	-	-	-	-	-	-	-	-	-	-	29	29	-
20	AUS	18	18	-	8	8	-	-	-	-	-	-	-	10	10	-	-	-	-
21	POL	7	7	-	-	-	-	7	7	-	-	-	-	-	-	-	-	-	-
22	RUS	2	-	2	-	-	-	-	-	-	2	-	2	-	-	-	-	-	-