



AUDI FIS SKI WORLD CUP
5th LADIES SUPER-G
LIST OF COMPETITORS BY FIS POINTS



Number of Competitors: 61

FIS Code	Name	Nation	FIS Points
205117	GERG Hilde	GER	0.00
295342	PUTZER Karen	ITA	0.43
55198	DORFMEISTER Michaela	AUT	1.08
295136	CECCARELLI Daniela	ITA	1.21
195374	MONTILLET Carole	FRA	1.47
385022	KOSTELIC Janica	CRO	2.46
55212	MEISSNITZER Alexandra	AUT	2.47
536138	CLARK Kirsten L	USA	2.49
55069	GOETSCHL Renate	AUT	2.57
205378	ERTL Martina	GER	2.98
536473	LALIVE Caroline	USA	3.50
515098	REY BELLET Corinne	SUI	3.89
106056	SIMARD Genevieve	CAN	4.74
295588	KOSTNER Isolde	ITA	4.99
515409	BERTHOD Sylviane	SUI	5.00
536477	MENDES Jonna	USA	5.08
55052	SCHNEIDER Tanja	AUT	5.08
105546	TURGEON Melanie	CAN	5.13
55261	OBERMOSER Brigitte	AUT	5.23
565037	SUHADOLC Mojca	SLO	5.38
205119	HALTMAYR Petra	GER	5.41
195671	JACQUEMOD Ingrid	FRA	5.67
195503	SUCHET Melanie	FRA	5.75
55313	ROHREGGER Eveline	AUT	5.90
105997	BRYDON Emily	CAN	6.00
55596	WILHELM Kathrin	AUT	10.42
515403	MUELLER Tamara	SUI	14.42
537545	MANCUSO Julia	USA	14.70
55538	WIRTH Katja	AUT	14.81
55539	BERGER Silvia	AUT	15.18
205392	HAEUSL Regina	GER	16.59
536884	LUDLOW Libby	USA	17.29
515560	SCHILD Martina	SUI	17.32
206001	RIESCH Maria	GER	17.68
505260	HARGIN Janette	SWE	19.14
55339	LECHNER Martina	AUT	19.87



AUDI FIS SKI WORLD CUP
5th LADIES SUPER-G
LIST OF COMPETITORS BY FIS POINTS



Number of Competitors: 61

FIS Code	Name	Nation	FIS Points
495318	RUIZ CASTILLO Carolina	SPA	20.31
515348	BORGHI Catherine	SUI	21.51
195840	PATUREL Floriane	FRA	21.51
515478	ALPIGER Ella	SUI	21.79
515429	DUMERMUTH Monika	SUI	22.11
296217	COLETTI Alexandra	ITA	22.68
205820	HUBER Isabelle	GER	22.75
195868	MEILLEUR Karine	FRA	23.84
55290	HEREGGER Selina	AUT	23.96
515166	PIEREN Tanja	SUI	24.17
515170	STYGER Nadia	SUI	24.37
195920	GIVELET Anne-Laure	FRA	24.71
505483	PAERSON Anja	SWE	25.21
295462	MAJ Chiara	ITA	26.81
296259	MOELGG Manuela	ITA	29.23
515766	SUTER Fabienne	SUI	29.99
45071	OWENS Jenny	AUS	31.23
505187	OTTOSSON Anna	SWE	31.64
565136	BRACUN Spela	SLO	33.82
106402	VANDERBEEK Kelly	CAN	34.45
536479	POWERS Alison	USA	37.60
296431	STUFFER Verena	ITA	39.59
106319	RISLER Christina	CAN	39.85
505632	LINDELL-VIKARBY Jessica	SWE	47.58
205043	BRAUNER Sibylle	GER	65.51



AUDI FIS SKI WORLD CUP
5th LADIES SUPER-G
ALPHABETICAL LIST OF COMPETITORS



Number of Competitors: 61

Nation	FIS Code	Name	FIS Points (January 2003 List)							
			DH		SL		GS		SG	
AUS	45071	OWENS Jenny	16.56	(53)	38.18	(243)	34.82	(224)	31.23	(94)
AUT	55539	BERGER Silvia	33.29	(96)	55.20	(481)	5.41	(23)	15.18	(40)
	55198	DORFMEISTER Michaela	0.00	(1)	33.35	(185)	1.52	(2)	1.08	(3)
	55069	GOETSCHL Renate	1.02	(4)	6.00	(32)	12.38	(47)	2.57	(9)
	55290	HEREGGER Selina	4.00	(10)	46.52	(343)	13.59	(55)	23.96	(63)
	55339	LECHNER Martina	35.00	(99)	50.08	(402)	12.86	(49)	19.87	(49)
	55212	MEISSNITZER Alexandra	5.93	(28)	76.41	(870)	3.26	(6)	2.47	(7)
	55261	OBERMOSER Brigitte	3.63	(9)	63.23	(625)	5.37	(22)	5.23	(20)
	55313	ROHREGGER Eveline	46.04	(137)	32.07	(177)	5.35	(21)	5.90	(28)
	55052	SCHNEIDER Tanja	5.70	(23)	–		10.94	(39)	5.08	(16)
	55596	WILHELM Kathrin	12.02	(41)	52.90	(452)	20.40	(94)	10.42	(34)
	55538	WIRTH Katja	17.10	(55)	44.22	(312)	24.48	(125)	14.81	(39)
CAN	105997	BRYDON Emily	6.00	(31)	12.12	(45)	28.36	(157)	6.00	(32)
	106319	RISLER Christina	43.60	(125)	105.92	(1468)	37.79	(255)	39.85	(132)
	106056	SIMARD Genevieve	48.78	(150)	17.94	(72)	5.63	(25)	4.74	(13)
	105546	TURGEON Melanie	4.73	(15)	60.78	(586)	73.40	(851)	5.13	(18)
	106402	VANDERBEEK Kelly	38.68	(106)	36.36	(210)	16.47	(70)	34.45	(102)
CRO	385022	KOSTELIC Janica	5.69	(22)	0.01	(2)	3.82	(11)	2.46	(6)
FRA	195920	GIVELET Anne-Laure	39.45	(111)	59.39	(556)	45.65	(359)	24.71	(67)
	195671	JACQUEMOD Ingrid	5.55	(20)	125.07	(1831)	18.57	(79)	5.67	(24)
	195868	MEILLEUR Karine	18.82	(59)	171.57	(2525)	62.33	(632)	23.84	(61)
	195374	MONTILLET Carole	1.68	(6)	174.15	(2561)	5.17	(16)	1.47	(5)
	195840	PATUREL Floriane	45.66	(135)	59.93	(564)	30.49	(179)	21.51	(53)
	195503	SUCHET Melanie	4.02	(11)	–		28.45	(160)	5.75	(25)
GER	205043	BRAUNER Sibylle	19.73	(60)	127.61	(1896)	54.99	(499)	65.51	(298)
	205378	ERTL Martina	12.50	(42)	3.92	(11)	8.25	(34)	2.98	(10)
	205117	GERG Hilde	1.32	(5)	36.89	(218)	15.21	(64)	0.00	(1)
	205392	HAEUSL Regina	4.84	(16)	164.45	(2432)	79.30	(991)	16.59	(41)
	205119	HALTMAYR Petra	9.42	(37)	47.69	(366)	18.88	(84)	5.41	(23)
	205820	HUBER Isabelle	15.12	(49)	51.77	(432)	47.78	(383)	22.75	(59)
	206001	RIESCH Maria	7.58	(34)	10.44	(43)	13.90	(60)	17.68	(46)



AUDI FIS SKI WORLD CUP
5th LADIES SUPER-G
ALPHABETICAL LIST OF COMPETITORS



Number of Competitors: 61

Nation	FIS Code	Name	FIS Points (January 2003 List)							
			DH		SL		GS		SG	
ITA	295136	CECCARELLI Daniela	4.67	(14)	71.54	(768)	18.62	(80)	1.21	(4)
	296217	COLETTI Alexandra	25.39	(73)	65.68	(660)	26.81	(145)	22.68	(58)
	295588	KOSTNER Isolde	0.99	(3)	-		42.37	(313)	4.99	(14)
	295462	MAJ Chiara	20.79	(61)	42.67	(301)	38.33	(260)	26.81	(73)
	296259	MOELGG Manuela	46.87	(141)	17.95	(73)	11.06	(41)	29.23	(86)
	295342	PUTZER Karen	5.89	(26)	46.26	(341)	2.57	(4)	0.43	(2)
	296431	STUFFER Verena	39.21	(109)	58.60	(541)	34.72	(220)	39.59	(131)
SLO	565136	BRACUN Spela	25.02	(69)	153.76	(2285)	50.93	(422)	33.82	(100)
	565037	SUHADOLC Mojca	5.56	(21)	281.76	(3227)	40.07	(279)	5.38	(22)
SPA	495318	RUIZ CASTILLO Carolina	45.10	(132)	37.09	(221)	17.90	(76)	20.31	(51)
SUI	515478	ALPIGER Ella	17.89	(56)	45.62	(329)	23.30	(112)	21.79	(55)
	515409	BERTHOD Sylviane	2.39	(7)	164.79	(2437)	31.16	(186)	5.00	(15)
	515348	BORGHİ Catherine	4.54	(13)	37.68	(235)	40.57	(283)	21.51	(53)
	515429	DUMERMUTH Monika	25.20	(71)	116.04	(1676)	20.39	(92)	22.11	(56)
	515403	MUELLER Tamara	11.98	(39)	41.85	(286)	19.26	(88)	14.42	(36)
	515166	PIEREN Tanja	28.46	(81)	100.58	(1361)	28.15	(155)	24.17	(65)
	515098	REY BELLET Corinne	0.90	(2)	45.36	(326)	5.62	(24)	3.89	(12)
	515560	SCHILD Martina	14.71	(47)	108.03	(1515)	25.15	(133)	17.32	(45)
	515170	STYGER Nadia	28.65	(84)	52.45	(442)	18.68	(81)	24.37	(66)
515766	SUTER Fabienne	101.77	(333)	40.01	(261)	6.00	(31)	29.99	(91)	
SWE	505260	HARGIN Janette	21.74	(63)	14.98	(54)	12.49	(48)	19.14	(47)
	505632	LINDELL-VIKARBY Jessica	30.23	(88)	29.45	(147)	7.29	(32)	47.58	(182)
	505187	OTTOSSON Anna	309.18	(1065)	5.78	(27)	3.82	(11)	31.64	(96)
	505483	PAERSON Anja	189.71	(717)	0.00	(1)	2.46	(3)	25.21	(69)
USA	536138	CLARK Kirsten L	3.06	(8)	100.57	(1360)	5.96	(29)	2.49	(8)
	536473	LALIVE Caroline	4.53	(12)	23.71	(100)	9.31	(38)	3.50	(11)
	536884	LUDLOW Libby	32.11	(94)	127.68	(1898)	39.68	(276)	17.29	(43)
	537545	MANCUSO Julia	9.10	(36)	16.02	(61)	15.04	(63)	14.70	(38)
	536477	MENDES Jonna	5.47	(19)	82.12	(997)	22.04	(106)	5.08	(16)
	536479	POWERS Alison	15.74	(50)	71.65	(773)	80.54	(1024)	37.60	(120)

LEGEND
DH Downhill SL Slalom GS Giant Slalom SG Super-G

**AUDI FIS SKI WORLD CUP**

5th LADIES SUPER-G

START LIST

Jury			Technical Data	
TD FIS	O. KRIZOVA	CZE	Course Name	Olimpia delle Tofane
Referee	K. HOCH	FIS	Start Altitude	2180 m
Assistant Referee	J. TISCHHAUSER	FIS	Finish Altitude	1580 m
Chief of Race	F. NUCCIOTTI	ITA	Vertical Drop	600 m
			Course Length	1850 m
			Homologation Number	5171/112/98

Race Information

Course Setter	A. KOSTELIC	CRO		
Number of Gates	38			
Turning Gates	34			
Start Time	10:30			
Forerunners	A - S. PIRRO	ITA	D - M. FACCIN	ITA
	B - A. PIERUZ	ITA	E - D. GOBBO	ITA
	C - S. VARETONI	ITA	F - R. GASPARI	ITA

Number of Competitors: 61

Bib	FIS Code	Name	Year of Birth	Nation	Time	Ski
1	55539	BERGER Silvia	1980	AUT	_____	FI
2	205392	HAEUSL Regina	1973	GER	_____	SA
3	505260	HARGIN Janette	1977	SWE	_____	RO
4	105997	BRYDON Emily	1980	CAN	_____	SA
5	537545	MANCUSO Julia	1984	USA	_____	RO
6	195503	SUCHET Melanie	1976	FRA	_____	SA
7	55313	ROHREGGER Eveline	1977	AUT	_____	NO
8	205119	HALTMAYR Petra	1975	GER	_____	VK
9	515403	MUELLER Tamara	1977	SUI	_____	RO
10	195671	JACQUEMOD Ingrid	1978	FRA	_____	SA
11	55052	SCHNEIDER Tanja	1974	AUT	_____	BL
12	565037	SUHADOLC Mojca	1975	SLO	_____	RO
13	55261	OBERMOSER Brigitte	1976	AUT	_____	BL
14	515409	BERTHOD Sylviane	1977	SUI	_____	SA
15	295588	KOSTNER Isolde	1975	ITA	_____	FI
16	536477	MENDES Jonna	1979	USA	_____	FI
17	106056	SIMARD Genevieve	1980	CAN	_____	RO
18	105546	TURGEON Melanie	1976	CAN	_____	SA
19	515098	REY BELLET Corinne	1972	SUI	_____	DY
20	536473	LALIVE Caroline	1979	USA	_____	SA
21	205378	ERTL Martina	1973	GER	_____	RO



AUDI FIS SKI WORLD CUP
5th LADIES SUPER-G
START LIST



Number of Competitors: 61

Bib	FIS Code	Name	Year of Birth	Nation	Time	Ski
22	536138	CLARK Kirsten L	1977	USA		FI
23	55212	MEISSNITZER Alexandra	1973	AUT		VK
24	385022	KOSTELIC Janica	1982	CRO		SA
25	55069	GOETSCHL Renate	1975	AUT		SA
26	295136	CECCARELLI Daniela	1975	ITA		DY
27	55198	DORFMEISTER Michaela	1973	AUT		BL
28	295342	PUTZER Karen	1978	ITA		RO
29	195374	MONTILLET Carole	1973	FRA		RO
30	205117	GERG Hilde	1975	GER		VK
31	505483	PAERSON Anja	1981	SWE		SA
32	55596	WILHELM Kathrin	1981	AUT		VK
33	55538	WIRTH Katja	1980	AUT		BL
34	536884	LUDLOW Libby	1981	USA		SA
35	515560	SCHILD Martina	1981	SUI		VK
36	206001	RIESCH Maria	1984	GER		HE
37	55339	LECHNER Martina	1978	AUT		BL
38	495318	RUIZ CASTILLO Carolina	1981	SPA		DY
39	195840	PATUREL Floriane	1980	FRA		DY
40	515348	BORGHI Catherine	1976	SUI		FI
41	515429	DUMERMUTH Monika	1977	SUI		FI
42	296217	COLETTI Alexandra	1983	ITA		RO
43	205820	HUBER Isabelle	1981	GER		RO
44	195868	MEILLEUR Karine	1980	FRA		RO
45	55290	HEREGGER Selina	1977	AUT		FI
46	515166	PIEREN Tanja	1978	SUI		RO
47	515170	STYGER Nadia	1978	SUI		SA
48	195920	GIVELET Anne-Laure	1981	FRA		DY
49	295462	MAJ Chiara	1980	ITA		SA
50	296259	MOELGG Manuela	1983	ITA		FI
51	515766	SUTER Fabienne	1985	SUI		ST
52	45071	OWENS Jenny	1978	AUS		RO
53	505187	OTTOSSON Anna	1976	SWE		DY
54	565136	BRACUN Spela	1977	SLO		FI
55	106402	VANDERBEEK Kelly	1983	CAN		VK
56	536479	POWERS Alison	1979	USA		SA
57	296431	STUFFER Verena	1984	ITA		RO
58	106319	RISLER Christina	1983	CAN		DY
59	505632	LINDELL-VIKARBY Jessica	1984	SWE		RO
60	205043	BRAUNER Sibylle	1975	GER		VK
61	515478	ALPIGER Ella	1979	SUI		FI

AT : ATOMIC
EL : ELAN
K2 : K2
SA : SALOMON

BL : BLIZZARD
FI : FISCHER
NO : NORDICA
ST : STÖCKLI

DY : DYNASTAR
HE : HEAD
RO : ROSSIGNOL
VK : VÖLKL

**AUDI FIS SKI WORLD CUP**

5th LADIES SUPER-G

OFFICIAL RESULTS

Jury			Technical Data	
TD FIS	O. KRIZOVA	CZE	Course Name	Olimpia delle Tofane
Referee	K. HOCH	FIS	Start Altitude	2180 m
Assistant Referee	J. TISCHHAUSER	FIS	Finish Altitude	1580 m
Chief of Race	F. NUCCIOTTI	ITA	Vertical Drop	600 m
			Course Length	1850 m
			Homologation Number	5171/112/98

Race Information

Course Setter	A. KOSTELIC	CRO		
Number of Gates	38			
Turning Gates	34			
Start Time	10:30			
Forerunners	A - S. PIRRO	ITA	D - M. FACCIN	ITA
	B - A. PIERUZ	ITA	E - D. GOBBO	ITA
	C - S. VARETONI	ITA	F - R. GASPARI	ITA

Weather: Sunny Snow: Hard Temperature – Start: -1 °C Finish: 0 °C F-factor: 980

Number of Competitors: 61

Rank	Bib	FIS Code	Name	Nation	Time	Diff.	Race Points	Ski
1	25	55069	GOETSCHL Renate	AUT	1:16.95		0.00	SA
2	23	55212	MEISSNITZER Alexandra	AUT	1:17.21	0.26	3.31	VK
3	18	105546	TURGEON Melanie	CAN	1:17.23	0.28	3.57	SA
4	28	295342	PUTZER Karen	ITA	1:17.43	0.48	6.11	RO
5	24	385022	KOSTELIC Janica	CRO	1:17.61	0.66	8.41	SA
6	30	205117	GERG Hilde	GER	1:17.65	0.70	8.91	VK
7	26	295136	CECCARELLI Daniela	ITA	1:17.71	0.76	9.68	DY
8	16	536477	MENDES Jonna	USA	1:17.77	0.82	10.44	FI
9	29	195374	MONTILLET Carole	FRA	1:17.91	0.96	12.23	RO
10	20	536473	LALIVE Caroline	USA	1:18.08	1.13	14.39	SA
11	36	206001	RIESCH Maria	GER	1:18.12	1.17	14.90	HE
11	19	515098	REY BELLET Corinne	SUI	1:18.12	1.17	14.90	DY
11	12	565037	SUHADOLC Mojca	SLO	1:18.12	1.17	14.90	RO
14	22	536138	CLARK Kirsten L	USA	1:18.13	1.18	15.03	FI
15 W	45	55290	HEREGGER Selina	AUT	1:18.22	1.27	16.17	FI
16	53	505187	OTTOSSON Anna	SWE	1:18.41	1.46	18.59	DY

#170 _____



AUDI FIS SKI WORLD CUP
5th LADIES SUPER-G
OFFICIAL RESULTS



Number of Competitors: 61

Rank	Bib	FIS Code	Name	Nation	Time	Diff.	Race Points	Ski
17	5	537545	MANCUSO Julia	USA	1:18.45	1.50	19.10	RO
18	13	55261	OBERMOSER Brigitte	AUT	1:18.53	1.58	20.12	BL
19	40	515348	BORGHI Catherine	SUI	1:18.63	1.68	21.40	FI
20	4	105997	BRYDON Emily	CAN	1:18.64	1.69	21.52	SA
21	21	205378	ERTL Martina	GER	1:18.71	1.76	22.41	RO
22	37	55339	LECHNER Martina	AUT	1:18.72	1.77	22.54	BL
23	41	515429	DUMERMUTH Monika	SUI	1:18.75	1.80	22.92	FI
24	33	55538	WIRTH Katja	AUT	1:18.83	1.88	23.94	BL
25	43	205820	HUBER Isabelle	GER	1:19.02	2.07	26.36	RO
26	49	295462	MAJ Chiara	ITA	1:19.11	2.16	27.51	SA
26	31	505483	PAERSON Anja	SWE	1:19.11	2.16	27.51	SA
28	38	495318	RUIZ CASTILLO Carolina	SPA	1:19.20	2.25	28.65	DY
29	34	536884	LUDLOW Libby	USA	1:19.21	2.26	28.78	SA
30	46	515166	PIEREN Tanja	SUI	1:19.24	2.29	29.16	RO
31	42	296217	COLETTI Alexandra	ITA	1:19.40	2.45	31.20	RO
32	55	106402	VANDERBEEK Kelly	CAN	1:19.43	2.48	31.58	VK
33	50	296259	MOELGG Manuela	ITA	1:19.44	2.49	31.71	FI
34	6	195503	SUCHET Melanie	FRA	1:19.45	2.50	31.84	SA
35	51	515766	SUTER Fabienne	SUI	1:19.54	2.59	32.99	ST
36	61	515478	ALPIGER Ella	SUI	1:19.60	2.65	33.75	FI
37	47	515170	STYGER Nadia	SUI	1:19.64	2.69	34.26	SA
38	60	205043	BRAUNER Sibylle	GER	1:19.68	2.73	34.77	VK
39	59	505632	LINDELL-VIKARBY Jessica	SWE	1:19.78	2.83	36.04	RO
40	1	55539	BERGER Silvia	AUT	1:19.83	2.88	36.68	FI
41	54	565136	BRACUN Spela	SLO	1:19.92	2.97	37.82	FI
41	3	505260	HARGIN Janette	SWE	1:19.92	2.97	37.82	RO
43	52	45071	OWENS Jenny	AUS	1:19.93	2.98	37.95	RO
44	58	106319	RISLER Christina	CAN	1:20.42	3.47	44.19	DY
45	39	195840	PATUREL Floriane	FRA	1:20.46	3.51	44.70	DY
46	44	195868	MEILLEUR Karine	FRA	1:20.54	3.59	45.72	RO
47	48	195920	GIVELET Anne-Laure	FRA	1:20.55	3.60	45.85	DY
48	35	515560	SCHILD Martina	SUI	1:20.60	3.65	46.48	VK
49	57	296431	STUFFER Verena	ITA	1:20.79	3.84	48.90	RO
50	8	205119	HALTMAYR Petra	GER	1:20.94	3.99	50.81	VK

DID NOT FINISH: 11 competitors

2	205392	HAEUSL Regina	GER	SA
7	55313	ROHREGGER Eveline	AUT	NO
9	515403	MUELLER Tamara	SUI	RO
10	195671	JACQUEMOD Ingrid	FRA	SA
11	55052	SCHNEIDER Tanja	AUT	BL
14	515409	BERTHOD Sylviane	SUI	SA
15	295588	KOSTNER Isolde	ITA	FI
17	106056	SIMARD Genevieve	CAN	RO
27	55198	DORFMEISTER Michaela	AUT	BL
32	55596	WILHELM Kathrin	AUT	VK

#170 _____



AUDI FIS SKI WORLD CUP
5th LADIES SUPER-G
OFFICIAL RESULTS



Number of Competitors: 61

Rank	Bib	FIS Code	Name	Nation	Time	Diff.	Race Points	Ski	
	56	536479	POWERS Alison	USA				SA	
AT :	ATOMIC			BL :	BLIZZARD			DY :	DYNASTAR
EL :	ELAN			FI :	FISCHER			HE :	HEAD
K2 :	K2			NO :	NORDICA			RO :	ROSSIGNOL
SA :	SALOMON			ST :	STÖCKLI			VK :	VÖLKL

Technical Delegate:
O. KRIZOVA (CZE) #170

LEGEND

W WinStar is the athlete who realise the biggest jump within the first 15 who is started with bib 31 or higher

17-01-2003 / Cortina d'Ampezzo (ITA) / 6051

Page 3/3

Data Processing by SWATCH

www.fis-ski.com

SWATCH Timing

Generation Date: FRI 17 JAN 2003

Time: 11:55 Swatch Internet Time: @497

Document: 73A 1.0



AUDI FIS SKI WORLD CUP
5th LADIES SUPER-G
PENALTY CALCULATION



Best 10 at Finish

Rank	Bib	FIS Code	Name	Nation	FIS Points	Best 5	Race Points
1	25	55069	GOETSCHL Renate	AUT	2.57		
2	23	55212	MEISSNITZER Alexandra	AUT	2.47		
3	18	105546	TURGEON Melanie	CAN	5.13		
4	28	295342	PUTZER Karen	ITA	0.43	0.43	6.11
5	24	385022	KOSTELIC Janica	CRO	2.46	2.46	8.41
6	30	205117	GERG Hilde	GER	0.00	0.00	8.91
7	26	295136	CECCARELLI Daniela	ITA	1.21	1.21	9.68
8	16	536477	MENDES Jonna	USA	5.08		
9	29	195374	MONTILLET Carole	FRA	1.47	1.47	12.23
10	20	536473	LALIVE Caroline	USA	3.50		

Best 5 FIS Points at Start

Rank	Bib	FIS Code	Name	Nation	FIS Points
6	30	205117	GERG Hilde	GER	0.00
4	28	295342	PUTZER Karen	ITA	0.43
DNF	27	55198	DORFMEISTER Michaela	AUT	1.08
7	26	295136	CECCARELLI Daniela	ITA	1.21
9	29	195374	MONTILLET Carole	FRA	1.47

TOTALS:			
	FIS Points of Best 5 at Start (B)	4.19	
	FIS Points of Best at Finish in Top 10 (A)		5.57
	Race Points of Corresponding Competitors (C)		45.34
	Calculated Penalty (A+B-C) : 10 =>	-3.558	
	Rounded	-3.56	
	Correction Value (Z)	-5.38	
	Penalty Applied	0.00	

Technical Delegate:
O. KRIZOVA (CZE) #170

LEGEND
DNF Did Not Finish



AUDI FIS SKI WORLD CUP
5th LADIES SUPER-G
PERFORMANCE ANALYSIS 1



Number of Competitors: 50

Rank	Bib	Name	Nation	Positions			Partials			Difference		Speed	
				Pos.	Time	Rank	Pos.	Time	Rank	Time	Dist(m)	Pos.	km/h
1	25	GOETSCHL Renate	AUT	Int1: 30.93 (1) Int2: 55.11 (1) Fin: 1:16.95 (1)	I1-I2: 24.18 (5) I2-Fin: 21.84 (3)	0.00 0.00 0.00				Sp1: 106.21 (24) Avg.: 86.55			
2	23	MEISSNITZER Alexandra	AUT	Int1: 31.19 (3) Int2: 55.39 (3) Fin: 1:17.21 (2)	I1-I2: 24.20 (6) I2-Fin: 21.82 (2)	0.26 0.28 0.26	6.23			Sp1: 112.01 (2) Avg.: 86.26			
3	18	TURGEON Melanie	CAN	Int1: 31.56 (12) Int2: 55.59 (6) Fin: 1:17.23 (3)	I1-I2: 24.03 (2) I2-Fin: 21.64 (1)	0.63 0.48 0.28	6.71			Sp1: 108.66 (5) Avg.: 86.24			
4	28	PUTZER Karen	ITA	Int1: 31.32 (5) Int2: 55.32 (2) Fin: 1:17.43 (4)	I1-I2: 24.00 (1) I2-Fin: 22.11 (12)	0.39 0.21 0.48	11.47			Sp1: 104.10 (37) Avg.: 86.01			
5	24	KOSTELIC Janica	CRO	Int1: 31.57 (13) Int2: 55.77 (8) Fin: 1:17.61 (5)	I1-I2: 24.20 (6) I2-Fin: 21.84 (3)	0.64 0.66 0.66	15.73			Sp1: 107.91 (10) Avg.: 85.81			
6	30	GERG Hilde	GER	Int1: 31.43 (6) Int2: 55.54 (5) Fin: 1:17.65 (6)	I1-I2: 24.11 (3) I2-Fin: 22.11 (12)	0.50 0.43 0.70	16.68			Sp1: 108.66 (5) Avg.: 85.77			
7	26	CECCARELLI Daniela	ITA	Int1: 31.09 (2) Int2: 55.48 (4) Fin: 1:17.71 (7)	I1-I2: 24.39 (10) I2-Fin: 22.23 (17)	0.16 0.37 0.76	18.09			Sp1: 103.87 (39) Avg.: 85.70			
8	16	MENDES Jonna	USA	Int1: 31.45 (8) Int2: 55.71 (7) Fin: 1:17.77 (8)	I1-I2: 24.26 (9) I2-Fin: 22.06 (10)	0.52 0.60 0.82	19.51			Sp1: 105.50 (28) Avg.: 85.64			
9	29	MONTILLET Carole	FRA	Int1: 31.27 (4) Int2: 55.81 (10) Fin: 1:17.91 (9)	I1-I2: 24.54 (21) I2-Fin: 22.10 (11)	0.34 0.70 0.96	22.80			Sp1: 105.97 (27) Avg.: 85.48			
10	20	LALIVE Caroline	USA	Int1: 31.66 (14) Int2: 55.79 (9) Fin: 1:18.08 (10)	I1-I2: 24.13 (4) I2-Fin: 22.29 (20)	0.73 0.68 1.13	26.77			Sp1: 101.63 (46) Avg.: 85.30			
11	36	RIESCH Maria	GER	Int1: 31.66 (14) Int2: 56.07 (14) Fin: 1:18.12 (11)	I1-I2: 24.41 (11) I2-Fin: 22.05 (9)	0.73 0.96 1.17	27.71			Sp1: 109.16 (4) Avg.: 85.25			
11	19	REY BELLET Corinne	SUI	Int1: 31.68 (16) Int2: 56.18 (17) Fin: 1:18.12 (11)	I1-I2: 24.50 (18) I2-Fin: 21.94 (5)	0.75 1.07 1.17	27.71			Sp1: 106.93 (16) Avg.: 85.25			
11	12	SUHADOLC Mojca	SLO	Int1: 31.69 (18) Int2: 56.13 (15) Fin: 1:18.12 (11)	I1-I2: 24.44 (13) I2-Fin: 21.99 (7)	0.76 1.02 1.17	27.71			Sp1: 108.66 (5) Avg.: 85.25			



AUDI FIS SKI WORLD CUP
5th LADIES SUPER-G
PERFORMANCE ANALYSIS 1



Number of Competitors: 50

Rank	Bib	Name	Nation	Positions			Partials			Difference		Speed	
				Pos.	Time	Rank	Pos.	Time	Rank	Time	Dist(m)	Pos.	km/h
14	22	CLARK Kirsten L	USA	Int1: 31.48 (10) Int2: 55.90 (11) Fin: 1:18.13 (14)	I1-I2: 24.42 (12) I2-Fin: 22.23 (17)	0.55 0.79 1.18	27.94	Sp1: 104.56 (34) Avg.: 85.24					
15	45	HEREGGER Selina	AUT	Int1: 31.72 (20) Int2: 56.19 (18) Fin: 1:18.22 (15)	I1-I2: 24.47 (16) I2-Fin: 22.03 (8)	0.79 1.08 1.27	30.04	Sp1: 109.41 (3) Avg.: 85.14					
16	53	OTTOSSON Anna	SWE	Int1: 31.54 (11) Int2: 56.46 (21) Fin: 1:18.41 (16)	I1-I2: 24.92 (32) I2-Fin: 21.95 (6)	0.61 1.35 1.46	34.45	Sp1: 117.90 (1) Avg.: 84.94					
17	5	MANCUSO Julia	USA	Int1: 31.68 (16) Int2: 56.14 (16) Fin: 1:18.45 (17)	I1-I2: 24.46 (15) I2-Fin: 22.31 (21)	0.75 1.03 1.50	35.37	Sp1: 105.03 (30) Avg.: 84.89					
18	13	OBERMOSER Brigitte	AUT	Int1: 31.75 (21) Int2: 55.96 (13) Fin: 1:18.53 (18)	I1-I2: 24.21 (8) I2-Fin: 22.57 (41)	0.82 0.85 1.58	37.22	Sp1: 103.19 (41) Avg.: 84.81					
19	40	BORGHI Catherine	SUI	Int1: 31.69 (18) Int2: 56.31 (19) Fin: 1:18.63 (19)	I1-I2: 24.62 (24) I2-Fin: 22.32 (22)	0.76 1.20 1.68	39.53	Sp1: 104.10 (37) Avg.: 84.70					
20	4	BRYDON Emily	CAN	Int1: 32.01 (31) Int2: 56.51 (22) Fin: 1:18.64 (20)	I1-I2: 24.50 (18) I2-Fin: 22.13 (14)	1.08 1.40 1.69	39.76	Sp1: 106.21 (24) Avg.: 84.69					
21	21	ERTL Martina	GER	Int1: 31.46 (9) Int2: 55.93 (12) Fin: 1:18.71 (21)	I1-I2: 24.47 (16) I2-Fin: 22.78 (45)	0.53 0.82 1.76	41.37	Sp1: 100.76 (47) Avg.: 84.61					
22	37	LECHNER Martina	AUT	Int1: 31.89 (25) Int2: 56.59 (24) Fin: 1:18.72 (22)	I1-I2: 24.70 (27) I2-Fin: 22.13 (14)	0.96 1.48 1.77	41.60	Sp1: 104.33 (35) Avg.: 84.60					
23	41	DUMERMUTH Monika	SUI	Int1: 31.43 (6) Int2: 56.42 (20) Fin: 1:18.75 (23)	I1-I2: 24.99 (34) I2-Fin: 22.33 (23)	0.50 1.31 1.80	42.29	Sp1: 108.66 (5) Avg.: 84.57					
24	33	WIRTH Katja	AUT	Int1: 32.19 (41) Int2: 56.63 (27) Fin: 1:18.83 (24)	I1-I2: 24.44 (13) I2-Fin: 22.20 (16)	1.26 1.52 1.88	44.12	Sp1: 103.42 (40) Avg.: 84.49					
25	43	HUBER Isabelle	GER	Int1: 31.84 (23) Int2: 56.55 (23) Fin: 1:19.02 (25)	I1-I2: 24.71 (28) I2-Fin: 22.47 (36)	0.91 1.44 2.07	48.46	Sp1: 106.69 (17) Avg.: 84.28					
26	49	MAJ Chiara	ITA	Int1: 31.90 (27) Int2: 56.62 (26) Fin: 1:19.11 (26)	I1-I2: 24.72 (29) I2-Fin: 22.49 (38)	0.97 1.51 2.16	50.51	Sp1: 102.29 (44) Avg.: 84.19					
26	31	PAERSON Anja	SWE	Int1: 32.01 (31) Int2: 56.61 (25) Fin: 1:19.11 (26)	I1-I2: 24.60 (23) I2-Fin: 22.50 (39)	1.08 1.50 2.16	50.51	Sp1: 108.16 (9) Avg.: 84.19					
28	38	RUIZ CASTILLO Carolina	SPA	Int1: 32.12 (37) Int2: 56.76 (29) Fin: 1:19.20 (28)	I1-I2: 24.64 (25) I2-Fin: 22.44 (34)	1.19 1.65 2.25	52.56	Sp1: 106.69 (17) Avg.: 84.09					
29	34	LUDLOW Libby	USA	Int1: 31.89 (25) Int2: 56.86 (31) Fin: 1:19.21 (29)	I1-I2: 24.97 (33) I2-Fin: 22.35 (26)	0.96 1.75 2.26	52.78	Sp1: 106.69 (17) Avg.: 84.08					
30	46	PIEREN Tanja	SUI	Int1: 32.08 (35) Int2: 56.72 (28) Fin: 1:19.24 (30)	I1-I2: 24.64 (25) I2-Fin: 22.52 (40)	1.15 1.61 2.29	53.46	Sp1: 104.80 (31) Avg.: 84.05					



AUDI FIS SKI WORLD CUP
5th LADIES SUPER-G
PERFORMANCE ANALYSIS 1



Number of Competitors: 50

Rank	Bib	Name	Nation	Positions			Partials			Difference		Speed	
				Pos.	Time	Rank	Pos.	Time	Rank	Time	Dist(m)	Pos.	km/h
31	42	COLETTI Alexandra	ITA	Int1: 31.78 (22) Int2: 57.04 (34) Fin: 1:19.40 (31)	I1-I2: 25.26 (42) I2-Fin: 22.36 (27)	0.85 1.93 2.45	57.08	Sp1: 107.42 (12) Avg.: 83.88					
32	55	VANDERBEEK Kelly	CAN	Int1: 32.15 (39) Int2: 57.17 (36) Fin: 1:19.43 (32)	I1-I2: 25.02 (35) I2-Fin: 22.26 (19)	1.22 2.06 2.48	57.76	Sp1: 107.42 (12) Avg.: 83.85					
33	50	MOELGG Manuela	ITA	Int1: 31.99 (30) Int2: 57.11 (35) Fin: 1:19.44 (33)	I1-I2: 25.12 (40) I2-Fin: 22.33 (23)	1.06 2.00 2.49	57.99	Sp1: 106.45 (23) Avg.: 83.84					
34	6	SUCHET Melanie	FRA	Int1: 32.24 (42) Int2: 57.03 (33) Fin: 1:19.45 (34)	I1-I2: 24.79 (30) I2-Fin: 22.42 (33)	1.31 1.92 2.50	58.21	Sp1: 106.69 (17) Avg.: 83.83					
35	51	SUTER Fabienne	SUI	Int1: 32.11 (36) Int2: 57.21 (38) Fin: 1:19.54 (35)	I1-I2: 25.10 (38) I2-Fin: 22.33 (23)	1.18 2.10 2.59	60.24	Sp1: 107.91 (10) Avg.: 83.73					
36	61	ALPIGER Ella	SUI	Int1: 32.16 (40) Int2: 57.22 (39) Fin: 1:19.60 (36)	I1-I2: 25.06 (36) I2-Fin: 22.38 (30)	1.23 2.11 2.65	61.59	Sp1: 106.69 (17) Avg.: 83.67					
37	47	STYGER Nadia	SUI	Int1: 31.93 (29) Int2: 57.27 (40) Fin: 1:19.64 (37)	I1-I2: 25.34 (44) I2-Fin: 22.37 (29)	1.00 2.16 2.69	62.49	Sp1: 103.19 (41) Avg.: 83.63					
38	60	BRAUNER Sibylle	GER	Int1: 32.13 (38) Int2: 57.20 (37) Fin: 1:19.68 (38)	I1-I2: 25.07 (37) I2-Fin: 22.48 (37)	1.20 2.09 2.73	63.38	Sp1: 104.80 (31) Avg.: 83.58					
39	59	LINDELL-VIKARBY Jessica	SWE	Int1: 32.43 (47) Int2: 56.93 (32) Fin: 1:19.78 (39)	I1-I2: 24.50 (18) I2-Fin: 22.85 (47)	1.50 1.82 2.83	65.62	Sp1: 102.07 (45) Avg.: 83.48					
40	1	BERGER Silvia	AUT	Int1: 32.27 (44) Int2: 56.85 (30) Fin: 1:19.83 (40)	I1-I2: 24.58 (22) I2-Fin: 22.98 (49)	1.34 1.74 2.88	66.74	Sp1: 98.25 (49) Avg.: 83.43					
41	54	BRACUN Spela	SLO	Int1: 32.26 (43) Int2: 57.56 (44) Fin: 1:19.92 (41)	I1-I2: 25.30 (43) I2-Fin: 22.36 (27)	1.33 2.45 2.97	68.75	Sp1: 106.21 (24) Avg.: 83.33					
41	3	HARGIN Janette	SWE	Int1: 32.01 (31) Int2: 57.48 (41) Fin: 1:19.92 (41)	I1-I2: 25.47 (45) I2-Fin: 22.44 (34)	1.08 2.37 2.97	68.75	Sp1: 105.26 (29) Avg.: 83.33					
43	52	OWENS Jenny	AUS	Int1: 31.91 (28) Int2: 57.55 (43) Fin: 1:19.93 (43)	I1-I2: 25.64 (48) I2-Fin: 22.38 (30)	0.98 2.44 2.98	68.97	Sp1: 106.69 (17) Avg.: 83.32					
44	58	RISLER Christina	CAN	Int1: 32.93 (50) Int2: 57.79 (46) Fin: 1:20.42 (44)	I1-I2: 24.86 (31) I2-Fin: 22.63 (42)	2.00 2.68 3.47	79.82	Sp1: 107.42 (12) Avg.: 82.82					
45	39	PATUREL Floriane	FRA	Int1: 32.07 (34) Int2: 58.07 (50) Fin: 1:20.46 (45)	I1-I2: 26.00 (50) I2-Fin: 22.39 (32)	1.14 2.96 3.51	80.70	Sp1: 107.18 (15) Avg.: 82.77					
46	44	MEILLEUR Karine	FRA	Int1: 32.34 (45) Int2: 57.81 (47) Fin: 1:20.54 (46)	I1-I2: 25.47 (45) I2-Fin: 22.73 (44)	1.41 2.70 3.59	82.46	Sp1: 104.33 (35) Avg.: 82.69					
47	48	GIVELET Anne-Laure	FRA	Int1: 31.87 (24) Int2: 57.73 (45) Fin: 1:20.55 (47)	I1-I2: 25.86 (49) I2-Fin: 22.82 (46)	0.94 2.62 3.60	82.68	Sp1: 98.45 (48) Avg.: 82.68					



AUDI FIS SKI WORLD CUP
5th LADIES SUPER-G
PERFORMANCE ANALYSIS 1



Number of Competitors: 50

Rank	Bib	Name	Nation	Positions			Partials			Difference		Speed		
				Pos.	Time	Rank	Pos.	Time	Rank	Time	Dist(m)	Pos.	km/h	Rank
48	35	SCHILD Martina	SUI	Int1:	32.46	(48)	I1-I2:	25.49	(47)	1.53		Sp1:	102.52	(43)
				Int2:	57.95	(49)	I2-Fin:	22.65	(43)	2.84				
				Fin:	1:20.60	(48)				3.65	83.78	Avg.:	82.63	
49	57	STUFFER Verena	ITA	Int1:	32.70	(49)	I1-I2:	25.19	(41)	1.77		Sp1:	104.80	(31)
				Int2:	57.89	(48)	I2-Fin:	22.90	(48)	2.78				
				Fin:	1:20.79	(49)				3.84	87.93	Avg.:	82.44	
50	8	HALTMAYR Petra	GER	Int1:	32.38	(46)	I1-I2:	25.11	(39)	1.45		Sp1:	95.85	(50)
				Int2:	57.49	(42)	I2-Fin:	23.45	(50)	2.38				
				Fin:	1:20.94	(50)				3.99	91.20	Avg.:	82.28	

LEGEND							
Pos	Intermediate or Speed Position	Dist(m)	Distance behind the first	Int2:	Intermediate 2	Fin:	Finish
Avg.	Average Speed for the race	Int1:	Intermediate 1	Sp1:	Speed Trap 1		



AUDI FIS SKI WORLD CUP
5th LADIES SUPER-G
PERFORMANCE ANALYSIS 2



Number of Competitors: 61

Bib	Name	Nation	Positions			Partials			Difference		Speed	
			Pos.	Time	Rank	Pos.	Time	Rank	Time	Dist(m)	Pos.	km/h
1	BERGER Silvia	AUT	Int1: 32.27 (47) Int2: 56.85 (32) Fin: 1:19.83 (40)			I1-I2: 24.58 (23) I2-Fin: 22.98 (49)		1.34 1.74 2.88	66.74	Sp1: 98.25 (49) Avg.: 83.43		
2	HAEUSL Regina	GER	Int1: Int2: Fin: DNF			I1-I2: I2-Fin:				Sp1: Avg.:		
3	HARGIN Janette	SWE	Int1: 32.01 (34) Int2: 57.48 (43) Fin: 1:19.92 (41)			I1-I2: 25.47 (47) I2-Fin: 22.44 (34)		1.08 2.37 2.97	68.75	Sp1: 105.26 (29) Avg.: 83.33		
4	BRYDON Emily	CAN	Int1: 32.01 (34) Int2: 56.51 (24) Fin: 1:18.64 (20)			I1-I2: 24.50 (19) I2-Fin: 22.13 (14)		1.08 1.40 1.69	39.76	Sp1: 106.21 (24) Avg.: 84.69		
5	MANCUSO Julia	USA	Int1: 31.68 (18) Int2: 56.14 (18) Fin: 1:18.45 (17)			I1-I2: 24.46 (16) I2-Fin: 22.31 (21)		0.75 1.03 1.50	35.37	Sp1: 105.03 (30) Avg.: 84.89		
6	SUCHET Melanie	FRA	Int1: 32.24 (45) Int2: 57.03 (35) Fin: 1:19.45 (34)			I1-I2: 24.79 (31) I2-Fin: 22.42 (33)		1.31 1.92 2.50	58.21	Sp1: 106.69 (17) Avg.: 83.83		
7	ROHREGGER Eveline	AUT	Int1: Int2: Fin: DNF			I1-I2: I2-Fin:				Sp1: Avg.:		
8	HALTMAYR Petra	GER	Int1: 32.38 (49) Int2: 57.49 (44) Fin: 1:20.94 (50)			I1-I2: 25.11 (41) I2-Fin: 23.45 (50)		1.45 2.38 3.99	91.20	Sp1: 95.85 (50) Avg.: 82.28		
9	MUELLER Tamara	SUI	Int1: Int2: Fin: DNF			I1-I2: I2-Fin:				Sp1: Avg.:		
10	JACQUEMOD Ingrid	FRA	Int1: Int2: Fin: DNF			I1-I2: I2-Fin:				Sp1: Avg.:		
11	SCHNEIDER Tanja	AUT	Int1: Int2: Fin: DNF			I1-I2: I2-Fin:				Sp1: Avg.:		
12	SUHADOLC Mojca	SLO	Int1: 31.69 (20) Int2: 56.13 (17) Fin: 1:18.12 (11)			I1-I2: 24.44 (14) I2-Fin: 21.99 (7)		0.76 1.02 1.17	27.71	Sp1: 108.66 (5) Avg.: 85.25		
13	OBERMOSER Brigitte	AUT	Int1: 31.75 (23) Int2: 55.96 (14) Fin: 1:18.53 (18)			I1-I2: 24.21 (8) I2-Fin: 22.57 (41)		0.82 0.85 1.58	37.22	Sp1: 103.19 (41) Avg.: 84.81		



AUDI FIS SKI WORLD CUP
5th LADIES SUPER-G
PERFORMANCE ANALYSIS 2



Number of Competitors: 61

Bib	Name	Nation	Positions			Partials			Difference		Speed	
			Pos.	Time	Rank	Pos.	Time	Rank	Time	Dist(m)	Pos.	km/h
14	BERTHOD Sylviane	SUI	Int1:			I1-I2:					Sp1:	
			Int2:			I2-Fin:					Avg.:	
			Fin:	DNF								
15	KOSTNER Isolde	ITA	Int1:			I1-I2:					Sp1:	
			Int2:			I2-Fin:					Avg.:	
			Fin:	DNF								
16	MENDES Jonna	USA	Int1:	31.45	(10)	I1-I2:	24.26	(9)	0.52		Sp1:	105.50 (28)
			Int2:	55.71	(8)	I2-Fin:	22.06	(10)	0.60		Avg.:	85.64
			Fin:	1:17.77	(8)				0.82	19.51		
17	SIMARD Genevieve	CAN	Int1:	31.20	(5)	I1-I2:	24.82	(32)	0.27		Sp1:	
			Int2:	56.02	(15)	I2-Fin:			0.91		Avg.:	
			Fin:	DNF								
18	TURGEON Melanie	CAN	Int1:	31.56	(14)	I1-I2:	24.03	(2)	0.63		Sp1:	108.66 (5)
			Int2:	55.59	(7)	I2-Fin:	21.64	(1)	0.48		Avg.:	86.24
			Fin:	1:17.23	(3)				0.28	6.71		
19	REY BELLET Corinne	SUI	Int1:	31.68	(18)	I1-I2:	24.50	(19)	0.75		Sp1:	106.93 (16)
			Int2:	56.18	(19)	I2-Fin:	21.94	(5)	1.07		Avg.:	85.25
			Fin:	1:18.12	(11)				1.17	27.71		
20	LALIVE Caroline	USA	Int1:	31.66	(16)	I1-I2:	24.13	(4)	0.73		Sp1:	101.63 (46)
			Int2:	55.79	(10)	I2-Fin:	22.29	(20)	0.68		Avg.:	85.30
			Fin:	1:18.08	(10)				1.13	26.77		
21	ERTL Martina	GER	Int1:	31.46	(11)	I1-I2:	24.47	(17)	0.53		Sp1:	100.76 (47)
			Int2:	55.93	(13)	I2-Fin:	22.78	(45)	0.82		Avg.:	84.61
			Fin:	1:18.71	(21)				1.76	41.37		
22	CLARK Kirsten L	USA	Int1:	31.48	(12)	I1-I2:	24.42	(13)	0.55		Sp1:	104.56 (34)
			Int2:	55.90	(12)	I2-Fin:	22.23	(17)	0.79		Avg.:	85.24
			Fin:	1:18.13	(14)				1.18	27.94		
23	MEISSNITZER Alexandra	AUT	Int1:	31.19	(4)	I1-I2:	24.20	(6)	0.26		Sp1:	112.01 (2)
			Int2:	55.39	(3)	I2-Fin:	21.82	(2)	0.28		Avg.:	86.26
			Fin:	1:17.21	(2)				0.26	6.23		
24	KOSTELIC Janica	CRO	Int1:	31.57	(15)	I1-I2:	24.20	(6)	0.64		Sp1:	107.91 (10)
			Int2:	55.77	(9)	I2-Fin:	21.84	(3)	0.66		Avg.:	85.81
			Fin:	1:17.61	(5)				0.66	15.73		
25	GOETSCHL Renate	AUT	Int1:	30.93	(1)	I1-I2:	24.18	(5)	0.00		Sp1:	106.21 (24)
			Int2:	55.11	(1)	I2-Fin:	21.84	(3)	0.00		Avg.:	86.55
			Fin:	1:16.95	(1)				0.00	0.00		
26	CECCARELLI Daniela	ITA	Int1:	31.09	(2)	I1-I2:	24.39	(11)	0.16		Sp1:	103.87 (39)
			Int2:	55.48	(5)	I2-Fin:	22.23	(17)	0.37		Avg.:	85.70
			Fin:	1:17.71	(7)				0.76	18.09		
27	DORFMEISTER Michaela	AUT	Int1:	31.16	(3)	I1-I2:	24.31	(10)	0.23		Sp1:	
			Int2:	55.47	(4)	I2-Fin:			0.36		Avg.:	
			Fin:	DNF								
28	PUTZER Karen	ITA	Int1:	31.32	(7)	I1-I2:	24.00	(1)	0.39		Sp1:	104.10 (37)
			Int2:	55.32	(2)	I2-Fin:	22.11	(12)	0.21		Avg.:	86.01
			Fin:	1:17.43	(4)				0.48	11.47		
29	MONTILLET Carole	FRA	Int1:	31.27	(6)	I1-I2:	24.54	(22)	0.34		Sp1:	105.97 (27)
			Int2:	55.81	(11)	I2-Fin:	22.10	(11)	0.70		Avg.:	85.48
			Fin:	1:17.91	(9)				0.96	22.80		
30	GERG Hilde	GER	Int1:	31.43	(8)	I1-I2:	24.11	(3)	0.50		Sp1:	108.66 (5)
			Int2:	55.54	(6)	I2-Fin:	22.11	(12)	0.43		Avg.:	85.77
			Fin:	1:17.65	(6)				0.70	16.68		



AUDI FIS SKI WORLD CUP
5th LADIES SUPER-G
PERFORMANCE ANALYSIS 2



Number of Competitors: 61

Bib	Name	Nation	Positions			Partials			Difference		Speed	
			Pos.	Time	Rank	Pos.	Time	Rank	Time	Dist(m)	Pos.	km/h
31	PAERSON Anja	SWE	Int1: 32.01 (34) Int2: 56.61 (27) Fin: 1:19.11 (26)	I1-I2: 24.60 (24) I2-Fin: 22.50 (39)	1.08 1.50 2.16	50.51	Sp1: 108.16 (9) Avg.: 84.19					
32	WILHELM Kathrin	AUT	Int1: 31.75 (23) Int2: Fin: DNF	I1-I2: I2-Fin:	0.82		Sp1: Avg.:					
33	WIRTH Katja	AUT	Int1: 32.19 (44) Int2: 56.63 (29) Fin: 1:18.83 (24)	I1-I2: 24.44 (14) I2-Fin: 22.20 (16)	1.26 1.52 1.88	44.12	Sp1: 103.42 (40) Avg.: 84.49					
34	LUDLOW Libby	USA	Int1: 31.89 (28) Int2: 56.86 (33) Fin: 1:19.21 (29)	I1-I2: 24.97 (35) I2-Fin: 22.35 (26)	0.96 1.75 2.26	52.78	Sp1: 106.69 (17) Avg.: 84.08					
35	SCHILD Martina	SUI	Int1: 32.46 (51) Int2: 57.95 (51) Fin: 1:20.60 (48)	I1-I2: 25.49 (49) I2-Fin: 22.65 (43)	1.53 2.84 3.65	83.78	Sp1: 102.52 (43) Avg.: 82.63					
36	RIESCH Maria	GER	Int1: 31.66 (16) Int2: 56.07 (16) Fin: 1:18.12 (11)	I1-I2: 24.41 (12) I2-Fin: 22.05 (9)	0.73 0.96 1.17	27.71	Sp1: 109.16 (4) Avg.: 85.25					
37	LECHNER Martina	AUT	Int1: 31.89 (28) Int2: 56.59 (26) Fin: 1:18.72 (22)	I1-I2: 24.70 (28) I2-Fin: 22.13 (14)	0.96 1.48 1.77	41.60	Sp1: 104.33 (35) Avg.: 84.60					
38	RUIZ CASTILLO Carolina	SPA	Int1: 32.12 (40) Int2: 56.76 (31) Fin: 1:19.20 (28)	I1-I2: 24.64 (26) I2-Fin: 22.44 (34)	1.19 1.65 2.25	52.56	Sp1: 106.69 (17) Avg.: 84.09					
39	PATUREL Floriane	FRA	Int1: 32.07 (37) Int2: 58.07 (52) Fin: 1:20.46 (45)	I1-I2: 26.00 (52) I2-Fin: 22.39 (32)	1.14 2.96 3.51	80.70	Sp1: 107.18 (15) Avg.: 82.77					
40	BORGHI Catherine	SUI	Int1: 31.69 (20) Int2: 56.31 (21) Fin: 1:18.63 (19)	I1-I2: 24.62 (25) I2-Fin: 22.32 (22)	0.76 1.20 1.68	39.53	Sp1: 104.10 (37) Avg.: 84.70					
41	DUMERMUTH Monika	SUI	Int1: 31.43 (8) Int2: 56.42 (22) Fin: 1:18.75 (23)	I1-I2: 24.99 (36) I2-Fin: 22.33 (23)	0.50 1.31 1.80	42.29	Sp1: 108.66 (5) Avg.: 84.57					
42	COLETTI Alexandra	ITA	Int1: 31.78 (25) Int2: 57.04 (36) Fin: 1:19.40 (31)	I1-I2: 25.26 (44) I2-Fin: 22.36 (27)	0.85 1.93 2.45	57.08	Sp1: 107.42 (12) Avg.: 83.88					
43	HUBER Isabelle	GER	Int1: 31.84 (26) Int2: 56.55 (25) Fin: 1:19.02 (25)	I1-I2: 24.71 (29) I2-Fin: 22.47 (36)	0.91 1.44 2.07	48.46	Sp1: 106.69 (17) Avg.: 84.28					
44	MEILLEUR Karine	FRA	Int1: 32.34 (48) Int2: 57.81 (49) Fin: 1:20.54 (46)	I1-I2: 25.47 (47) I2-Fin: 22.73 (44)	1.41 2.70 3.59	82.46	Sp1: 104.33 (35) Avg.: 82.69					
45	HEREGGER Selina	AUT	Int1: 31.72 (22) Int2: 56.19 (20) Fin: 1:18.22 (15)	I1-I2: 24.47 (17) I2-Fin: 22.03 (8)	0.79 1.08 1.27	30.04	Sp1: 109.41 (3) Avg.: 85.14					
46	PIEREN Tanja	SUI	Int1: 32.08 (38) Int2: 56.72 (30) Fin: 1:19.24 (30)	I1-I2: 24.64 (26) I2-Fin: 22.52 (40)	1.15 1.61 2.29	53.46	Sp1: 104.80 (31) Avg.: 84.05					
47	STYGER Nadia	SUI	Int1: 31.93 (32) Int2: 57.27 (42) Fin: 1:19.64 (37)	I1-I2: 25.34 (46) I2-Fin: 22.37 (29)	1.00 2.16 2.69	62.49	Sp1: 103.19 (41) Avg.: 83.63					



AUDI FIS SKI WORLD CUP
5th LADIES SUPER-G
PERFORMANCE ANALYSIS 2



Number of Competitors: 61

Bib	Name	Nation	Positions			Partials			Difference		Speed	
			Pos.	Time	Rank	Pos.	Time	Rank	Time	Dist(m)	Pos.	km/h
48	GIVELET Anne-Laure	FRA	Int1: 31.87 (27) Int2: 57.73 (47) Fin: 1:20.55 (47)	I1-I2: 25.86 (51) I2-Fin: 22.82 (46)	0.94 2.62 3.60	82.68	Sp1: 98.45 (48) Avg.: 82.68					
49	MAJ Chiara	ITA	Int1: 31.90 (30) Int2: 56.62 (28) Fin: 1:19.11 (26)	I1-I2: 24.72 (30) I2-Fin: 22.49 (38)	0.97 1.51 2.16	50.51	Sp1: 102.29 (44) Avg.: 84.19					
50	MOELGG Manuela	ITA	Int1: 31.99 (33) Int2: 57.11 (37) Fin: 1:19.44 (33)	I1-I2: 25.12 (42) I2-Fin: 22.33 (23)	1.06 2.00 2.49	57.99	Sp1: 106.45 (23) Avg.: 83.84					
51	SUTER Fabienne	SUI	Int1: 32.11 (39) Int2: 57.21 (40) Fin: 1:19.54 (35)	I1-I2: 25.10 (40) I2-Fin: 22.33 (23)	1.18 2.10 2.59	60.24	Sp1: 107.91 (10) Avg.: 83.73					
52	OWENS Jenny	AUS	Int1: 31.91 (31) Int2: 57.55 (45) Fin: 1:19.93 (43)	I1-I2: 25.64 (50) I2-Fin: 22.38 (30)	0.98 2.44 2.98	68.97	Sp1: 106.69 (17) Avg.: 83.32					
53	OTTOSSON Anna	SWE	Int1: 31.54 (13) Int2: 56.46 (23) Fin: 1:18.41 (16)	I1-I2: 24.92 (34) I2-Fin: 21.95 (6)	0.61 1.35 1.46	34.45	Sp1: 117.90 (1) Avg.: 84.94					
54	BRACUN Spela	SLO	Int1: 32.26 (46) Int2: 57.56 (46) Fin: 1:19.92 (41)	I1-I2: 25.30 (45) I2-Fin: 22.36 (27)	1.33 2.45 2.97	68.75	Sp1: 106.21 (24) Avg.: 83.33					
55	VANDERBEEK Kelly	CAN	Int1: 32.15 (42) Int2: 57.17 (38) Fin: 1:19.43 (32)	I1-I2: 25.02 (37) I2-Fin: 22.26 (19)	1.22 2.06 2.48	57.76	Sp1: 107.42 (12) Avg.: 83.85					
56	POWERS Alison	USA	Int1: 32.71 (53) Int2: Fin: DNF	I1-I2: I2-Fin:	1.78		Sp1: Avg.:					
57	STUFFER Verena	ITA	Int1: 32.70 (52) Int2: 57.89 (50) Fin: 1:20.79 (49)	I1-I2: 25.19 (43) I2-Fin: 22.90 (48)	1.77 2.78 3.84	87.93	Sp1: 104.80 (31) Avg.: 82.44					
58	RISLER Christina	CAN	Int1: 32.93 (54) Int2: 57.79 (48) Fin: 1:20.42 (44)	I1-I2: 24.86 (33) I2-Fin: 22.63 (42)	2.00 2.68 3.47	79.82	Sp1: 107.42 (12) Avg.: 82.82					
59	LINDELL-VIKARBY Jessica	SWE	Int1: 32.43 (50) Int2: 56.93 (34) Fin: 1:19.78 (39)	I1-I2: 24.50 (19) I2-Fin: 22.85 (47)	1.50 1.82 2.83	65.62	Sp1: 102.07 (45) Avg.: 83.48					
60	BRAUNER Sibylle	GER	Int1: 32.13 (41) Int2: 57.20 (39) Fin: 1:19.68 (38)	I1-I2: 25.07 (39) I2-Fin: 22.48 (37)	1.20 2.09 2.73	63.38	Sp1: 104.80 (31) Avg.: 83.58					
61	ALPIGER Ella	SUI	Int1: 32.16 (43) Int2: 57.22 (41) Fin: 1:19.60 (36)	I1-I2: 25.06 (38) I2-Fin: 22.38 (30)	1.23 2.11 2.65	61.59	Sp1: 106.69 (17) Avg.: 83.67					

LEGEND	Pos Intermediate or Speed Position	Dist(m) Distance behind the first	Int2: Intermediate 2	Sp1: Speed Trap 1
Avg. Average Speed for the race	Int1: Intermediate 1	DNF Did Not Finish	Fin: Finish	



AUDI FIS SKI WORLD CUP



AUDI FIS SKI WORLD CUP AFTER 5th LADIES SUPER-G SUPER-G FIS WCSL LIST


Number of Competitors: 64

29 NOV 2002 Aspen (USA)
8 DEC 2002 Lake Louise (CAN)
13 DEC 2002 Val d'Isère (FRA)
15 JAN 2003 Cortina d'Ampezzo (ITA)
17 JAN 2003 Cortina d'Ampezzo (ITA)

Rank	FIS Code	Name	Nation	1	2	3	4	5	Base	- X	+ Y	WCSL-SG
1	195374	MONTILLET Carole	FRA	18	60	100	100	29	165	92	307	380
2	205117	GERG Hilde	GER	100	-	-	60	40	400	222	200	378
3	295342	PUTZER Karen	ITA	40	100	36	26	50	252	140	252	364
4	55069	GOETSCHL Renate	AUT	-	18	50	80	100	242	134	248	356
5	295136	CECCARELLI Daniela	ITA	24	26	80	24	36	258	143	190	305
6	55212	MEISSNITZER Alexandra	AUT	-	3	32	45	80	298	166	160	292
7	385022	KOSTELIC Janica	CRO	80	36	18	36	45	152	84	215	283
8	55198	DORFMEISTER Michaela	AUT	36	45	60	22	-	252	140	163	275
9	536138	CLARK Kirsten L	USA	50	50	40	18	18	139	77	176	238
10	205378	ERTL Martina	GER	32	80	14	13	10	121	67	149	203
11	536473	LALIVE Caroline	USA	29	13	26	32	26	167	93	126	200
12	515098	REY BELLET Corinne	SUI	45	20	16	20	24	116	64	125	177
13	105546	TURGEON Melanie	CAN	13	16	8	40	60	81	45	137	173
14	536477	MENDES Jonna	USA	26	29	10	16	32	44	24	113	133
15	565037	SUHADOLC Mojca	SLO	22	5	29	29	24	33	18	109	124
16	106056	SIMARD Genevieve	CAN	-	40	15	7	-	86	48	62	100
17	295588	KOSTNER Isolde	ITA	60	-	-	6	-	58	32	66	92
18	515409	BERTHOD Sylviane	SUI	20	24	6	-	-	72	40	50	82
18	55052	SCHNEIDER Tanja	AUT	11	-	2	15	-	122	68	28	82
20	55261	OBERMOSER Brigitte	AUT	7	13	-	-	13	99	55	33	77
21	195671	JACQUEMOD Ingrid	FRA	16	14	22	9	-	15	8	61	68
22	515403	MUELLER Tamara	SUI	5	8	-	50	-	1	1	63	63
23	55075	SCHUSTER Stefanie	AUT	-	-	-	-	-	137	76	-	61
24	537545	MANCUSO Julia	USA	14	11	-	14	14	9	5	53	57
25	295533	RECCHIA Lucia	ITA	-	22	11	11	-	28	16	44	56
25	505083	WIBERG Pernilla	SWE	-	-	-	-	-	125	69	-	56
27	205119	HALTMAYR Petra	GER	-	-	-	-	-	114	63	-	51
28	55313	ROHREGGER Eveline	AUT	15	10	-	8	-	38	21	33	50
29	105997	BRYDON Emily	CAN	-	32	-	-	11	12	7	43	48
30	515573	AUFDENBLATTEN Fraenzi	SUI	-	-	45	-	-	-	-	45	45
31	535529	MONAHAN Kathleen	USA	-	1	24	-	-	41	23	25	43
32	295463	BASSIS Patrizia	ITA	6	15	-	-	-	42	23	21	40



AUDI FIS SKI WORLD CUP



AUDI FIS SKI WORLD CUP AFTER 5th LADIES SUPER-G SUPER-G FIS WCSL LIST

Rank	FIS Code	Name	Nation	Competition Dates					WCSL-SG			
				1	2	3	4	5	Base	- X	+ Y =	WCSL-SG
33	195503	SUCHET Melanie	FRA	-	-	-	-	-	87	48	-	39
34	55539	BERGER Silvia	AUT	13	-	12	5	-	-	-	30	30
34	205392	HAEUSL Regina	GER	10	-	20	-	-	1	1	30	30
34	55290	HEREGGER Selina	AUT	3	-	-	-	16	25	14	19	30
34	485062	ZELENSKAJA Warwara	RUS	-	-	-	-	-	67	37	-	30
38	536884	LUDLOW Libby	USA	2	-	13	11	2	-	-	28	28
39	505260	HARGIN Janette	SWE	-	-	-	-	-	60	33	-	27
40	505187	OTTOSSON Anna	SWE	-	-	9	2	15	-	-	26	26
41	515348	BORGHI Catherine	SUI	-	6	1	4	12	5	3	23	25
42	515429	DUMERMUTH Monika	SUI	9	-	7	-	8	-	-	24	24
42	206001	RIESCH Maria	GER	-	-	-	-	24	-	-	24	24
42	55538	WIRTH Katja	AUT	-	-	5	12	7	-	-	24	24
45	495318	RUIZ CASTILLO Carolina	SPA	-	-	-	3	3	26	14	6	18
46	295800	TAGLIABUE Elena	ITA	-	3	-	-	-	32	18	3	17
47	205820	HUBER Isabelle	GER	-	10	-	-	6	-	-	16	16
48	505483	PAERSON Anja	SWE	8	-	-	-	5	-	-	13	13
49	55588	RUMPFHUBER Ingrid	AUT	-	-	-	-	-	27	15	-	12
50	55339	LECHNER Martina	AUT	-	-	-	-	9	3	2	9	10
51	195868	MEILLEUR Karine	FRA	-	7	-	-	-	5	3	7	9
52	515166	PIEREN Tanja	SUI	-	-	4	2	1	-	-	7	7
53	535505	GERETY Megan	USA	-	-	-	-	-	12	7	-	5
53	537544	KILDOW Lindsey C.	USA	-	-	-	-	-	12	7	-	5
53	295462	MAJ Chiara	ITA	-	-	-	-	5	-	-	5	5
53	515170	STYGER Nadia	SUI	-	5	-	-	-	-	-	5	5
53	55596	WILHELM Kathrin	AUT	5	-	-	-	-	-	-	5	5
58	205043	BRAUNER Sibylle	GER	-	-	-	-	-	9	5	-	4
58	55622	VIERTHALER Astrid	AUT	-	-	-	-	-	8	4	-	4
60	425022	FJELDAVLIE Merete	NOR	-	-	-	-	-	7	4	-	3
60	195920	GIVELET Anne-Laure	FRA	-	-	3	-	-	-	-	3	3
62	105859	BOUCHER Sara-Maude	CAN	-	-	-	-	-	4	2	-	2
63	425077	MARKEN Ingeborg Helen	NOR	-	-	-	-	-	3	2	-	1
63	296259	MOELGG Manuela	ITA	1	-	-	-	-	-	-	1	1





AUDI FIS SKI WORLD CUP



AUDI FIS SKI WORLD CUP AFTER 5th LADIES SUPER-G SUPER-G FIS WCSL LIST

Number of Competitors per Nation until 60th position

AUT : 14	CAN : 3	CRO : 1	FRA : 5	GER : 7	ITA : 7
NOR : 1	RUS : 1	SLO : 1	SPA : 1	SUI : 8	SWE : 4
USA : 8					

LEGEND

Base Last season WCSL points
X (Base / number of planned races in the current season) * number of completed races in the current season
Y WC points won in the current season
WCSL-SG World Cup Start List points for Super-G

17-01-2003 / Cortina d'Ampezzo (ITA) / 6051

Page 3/3

www.fis-ski.com

Generation Date: FRI 17 JAN 2003

Time: 11:56 Swatch Internet Time: @497

Document: 60A 1.0

swatch[®] 



AUDI FIS SKI WORLD CUP



AUDI FIS SKI WORLD CUP AFTER 5th LADIES SUPER-G OVERALL FIS WCSL LIST

Number of Competitors: 150

Rank	FIS Code	Name	Nation	WCSL	DH	SL	GS	SG	K
1	385022	KOSTELIC Janica	CRO	1538	92 (22)	671 (1)	302 (7)	283 (7)	190 (1)
2	55198	DORFMEISTER Michaela	AUT	1328	504 (1)	–	443 (3)	275 (8)	106 (4)
3	55069	GOETSCHL Renate	AUT	974	430 (4)	30 (42)	18 (44)	356 (4)	140 (2)
4	295342	PUTZER Karen	ITA	945	77 (26)	–	454 (2)	364 (3)	50 (11)
5	515268	NEF Sonja	SUI	919	–	297 (7)	622 (1)	–	–
6	505483	PAERSON Anja	SWE	896	–	494 (2)	389 (4)	13 (48)	–
7	195374	MONTILLET Carole	FRA	875	382 (6)	–	113 (22)	380 (1)	–
8	205117	GERG Hilde	GER	840	408 (5)	–	29 (41)	378 (2)	25 (19)
9	55212	MEISSNITZER Alexandra	AUT	710	74 (28)	–	334 (5)	292 (6)	10 (35)
10	205378	ERTL Martina	GER	686	63 (31)	218 (11)	92 (27)	203 (10)	110 (3)
11	515098	REY BELLET Corinne	SUI	684	439 (2)	–	68 (30)	177 (12)	–
12	536138	CLARK Kirsten L	USA	605	282 (8)	–	67 (31)	238 (9)	18 (26)
13	185140	POUTIAINEN Tanja	FIN	589	–	360 (5)	229 (13)	–	–
14	295588	KOSTNER Isolde	ITA	541	432 (3)	–	17 (46)	92 (17)	–
15	295136	CECCARELLI Daniela	ITA	530	166 (14)	–	9 (52)	305 (5)	50 (11)
16	55261	OBERMOSER Brigitte	AUT	524	241 (9)	–	143 (17)	77 (20)	63 (7)
17	536473	LALIVE Caroline	USA	469	176 (12)	–	41 (36)	200 (11)	52 (10)
18	195249	PEQUEGNOT Laure	FRA	448	–	447 (3)	1 (70)	–	–
19	195377	PASCAL Christel	FRA	415	–	383 (4)	32 (39)	–	–
20	515409	BERTHOD Sylviane	SUI	413	331 (7)	–	–	82 (18)	–
21	536481	SCHLEPER Sarah	USA	401	–	261 (9)	140 (18)	–	–
22	505187	OTTOSSON Anna	SWE	362	–	75 (27)	261 (8)	26 (40)	–
23	55690	HOSP Nicole	AUT	359	–	166 (17)	193 (15)	–	–
24	535825	KOZNICK Kristina	USA	355	–	283 (8)	72 (29)	–	–
25	105546	TURGEON Melanie	CAN	334	161 (15)	–	–	173 (13)	–
26	55290	HEREGGER Selina	AUT	329	214 (10)	–	43 (35)	30 (34)	42 (13)
27	425001	FLEMMEN Andrine	NOR	320	–	–	320 (6)	–	–
28	205636	BERGMANN Monika	GER	298	–	298 (6)	–	–	–
29	495065	RIENDA CONTRERAS M.	SPA	296	–	35 (39)	261 (8)	–	–
30	505084	NOWEN Ylva	SWE	280	–	151 (19)	129 (20)	–	–
31	515370	OESTER Marlies	SUI	262	–	173 (13)	24 (42)	–	65 (6)
32	195503	SUCHET Melanie	FRA	259	213 (11)	–	7 (56)	39 (33)	–
33	105741	FORSYTH Allison	CAN	258	–	12 (52)	246 (10)	–	–
34	55590	SCHILD Marlies	AUT	257	–	257 (10)	–	–	–
35	515348	BORGHI Catherine	SUI	255	175 (13)	–	–	25 (41)	55 (9)
36	295435	GIUS Nicole	ITA	248	–	196 (12)	52 (34)	–	–



AUDI FIS SKI WORLD CUP



AUDI FIS SKI WORLD CUP AFTER 5th LADIES SUPER-G OVERALL FIS WCSL LIST

Number of Competitors: 150

Rank	FIS Code	Name	Nation	WCSL	DH	SL	GS	SG	K
37	536477	MENDES Jonna	USA	241	108 (19)	–	–	133 (14)	–
38	106056	SIMARD Genevieve	CAN	239	–	5 (57)	96 (26)	100 (16)	38 (15)
39	565243	MAZE Tina	SLO	236	–	5 (57)	231 (12)	–	–
40	355002	HEEB–BATLINER Birgit	LIE	234	–	–	234 (11)	–	–
41	505083	WIBERG Pernilla	SWE	231	151 (17)	–	2 (68)	56 (25)	22 (22)
42	565037	SUHADOLC Mojca	SLO	225	101 (21)	–	–	124 (15)	–
43	425389	NILSEN Stina Hofgard	NOR	221	–	–	221 (14)	–	–
44	55052	SCHNEIDER Tanja	AUT	203	91 (23)	–	30 (40)	82 (18)	–
45	55313	ROHREGGER Eveline	AUT	201	–	–	151 (16)	50 (28)	–
46	537545	MANCUSO Julia	USA	193	52 (35)	17 (50)	–	57 (24)	67 (5)
47	205392	HAEUSL Regina	GER	183	153 (16)	–	–	30 (34)	–
48	205115	GERG Annemarie	GER	174	–	169 (15)	5 (59)	–	–
49	55075	SCHUSTER Stefanie	AUT	173	75 (27)	–	4 (62)	61 (23)	33 (16)
50	425051	ROGNMO–BAKKE Trine	NOR	172	–	172 (14)	–	–	–
51	195671	JACQUEMOD Ingrid	FRA	170	102 (20)	–	–	68 (21)	–
52	55302	EGGER Sabine	AUT	169	–	169 (15)	–	–	–
53	195215	VIDAL Vanessa	FRA	166	–	166 (17)	–	–	–
54	55539	BERGER Silvia	AUT	164	–	–	134 (19)	30 (34)	–
55	106022	JANYK Britt	CAN	162	–	40 (36)	100 (23)	–	22 (22)
56	206001	RIESCH Maria	GER	152	40 (40)	12 (52)	16 (48)	24 (42)	60 (8)
57	55576	GOERGL Elisabeth	AUT	148	–	112 (20)	36 (37)	–	–
58	425077	MARKEN Ingeborg Helen	NOR	147	146 (18)	–	–	1 (63)	–
59	515573	AUFDENBLATTEN Fraenzi	SUI	144	–	–	99 (24)	45 (30)	–
60	205119	HALTMAYR Petra	GER	137	59 (33)	–	9 (52)	51 (27)	18 (26)
61	295533	RECCHIA Lucia	ITA	126	70 (30)	–	–	56 (25)	–
62	295445	KARBON Denise	ITA	121	–	5 (57)	116 (21)	–	–
63	505632	LINDELL–VIKARBY Jessica	SWE	115	50 (36)	–	36 (37)	–	29 (17)
64	295463	BASSIS Patrizia	ITA	114	74 (28)	–	–	40 (32)	–
64	505260	HARGIN Janette	SWE	114	19 (50)	11 (54)	17 (46)	27 (39)	40 (14)
66	105997	BRYDON Emily	CAN	110	48 (37)	–	–	48 (29)	14 (28)
67	565097	PRETNAR Spela	SLO	109	–	97 (23)	12 (50)	–	–
68	515403	MUELLER Tamara	SUI	106	43 (38)	–	–	63 (22)	–
69	55388	RAICH Carina	AUT	104	–	104 (21)	–	–	–
70	205820	HUBER Isabelle	GER	102	63 (31)	–	–	16 (47)	23 (21)
71	415069	RIEGLER Claudia	NZE	100	–	100 (22)	–	–	–
72	565109	DOVZAN Alenka	SLO	99	–	24 (44)	75 (28)	–	–



AUDI FIS SKI WORLD CUP



AUDI FIS SKI WORLD CUP AFTER 5th LADIES SUPER-G OVERALL FIS WCSL LIST

Number of Competitors: 150

Rank	FIS Code	Name	Nation	WCSL	DH	SL	GS	SG	K
73	515095	KUMMER Lilian	SUI	97	-	-	97 (25)	-	-
73	155415	ZAHROBSKA Sarka	CZE	97	-	71 (29)	-	-	26 (18)
75	185058	RAITA Henna	FIN	91	-	91 (24)	-	-	-
75	535503	STREET Picabo	USA	91	91 (23)	-	-	-	-
77	535505	GERETY Megan	USA	90	85 (25)	-	-	5 (53)	-
78	295738	BACHMANN Silke	ITA	87	-	21 (46)	66 (32)	-	-
79	296259	MOELGG Manuela	ITA	82	-	35 (39)	22 (43)	1 (63)	24 (20)
79	55691	SPONRING Christine	AUT	82	1 (64)	75 (27)	6 (57)	-	-
81	505271	EKMAN Susanne	SWE	77	-	77 (25)	-	-	-
82	425359	BERNTSEN Hedda	NOR	76	-	76 (26)	-	-	-
83	535529	MONAHAN Kathleen	USA	72	29 (46)	-	-	43 (31)	-
84	515092	GRUENENFELDER Corina	SUI	71	-	71 (29)	-	-	-
85	55588	RUMPFHUBER Ingrid	AUT	70	58 (34)	-	-	12 (49)	-
86	485062	ZELENSKAJA Warwara	RUS	67	37 (41)	-	-	30 (34)	-
87	295800	TAGLIABUE Elena	ITA	63	34 (43)	-	-	17 (46)	12 (33)
88	295927	PLANATSCHER Maddalena	ITA	62	-	3 (62)	59 (33)	-	-
89	565207	DABIC Lea	SLO	59	-	59 (31)	-	-	-
90	55622	VIERTHALER Astrid	AUT	51	33 (44)	-	-	4 (58)	14 (28)
91	385027	FLEISS Nika	CRO	48	-	48 (32)	-	-	-
92	55596	WILHELM Kathrin	AUT	46	41 (39)	-	-	5 (53)	-
93	565004	BOKAL Natasa	SLO	45	-	45 (33)	-	-	-
94	425458	VIKEN Line	NOR	43	-	43 (34)	-	-	-
95	55359	TRUPPE Karin	AUT	41	-	41 (35)	-	-	-
95	55538	WIRTH Katja	AUT	41	3 (60)	-	-	24 (42)	14 (28)
97	425380	BREMSETH Lisa	NOR	37	-	37 (37)	-	-	-
97	536884	LUDLOW Libby	USA	37	9 (56)	-	-	28 (38)	-
99	205043	BRAUNER Sibylle	GER	36	32 (45)	-	-	4 (58)	-
99	515429	DUMERMUTH Monika	SUI	36	12 (52)	-	-	24 (42)	-
99	705287	ZUZULOVA Veronika	SVK	36	-	36 (38)	-	-	-
102	537544	KILDOW Lindsey C.	USA	35	10 (55)	-	-	5 (53)	20 (24)
102	105662	LEFRANCOIS Anne Marie	CAN	35	35 (42)	-	-	-	-
104	195868	MEILLEUR Karine	FRA	34	25 (48)	-	-	9 (51)	-
105	295559	BIAVASCHI Elisabetta	ITA	33	-	33 (41)	-	-	-
106	295265	CERESA Annalisa	ITA	29	-	29 (43)	-	-	-
107	515496	IMLIG Corinne	SUI	28	28 (47)	-	-	-	-
108	537772	STIEGLER Resi	USA	24	-	24 (44)	-	-	-



AUDI FIS SKI WORLD CUP




AUDI FIS SKI WORLD CUP AFTER 5th LADIES SUPER-G OVERALL FIS WCSL LIST

Number of Competitors: 150

Rank	FIS Code	Name	Nation	WCSL	DH	SL	GS	SG	K
109	495318	RUIZ CASTILLO Carolina	SPA	22	–	–	4 (62)	18 (45)	–
110	515560	SCHILD Martina	SUI	21	21 (49)	–	–	–	–
111	305287	HIROI Noriyo	JPN	20	–	20 (47)	–	–	–
112	45053	JONES Alice	AUS	19	–	–	–	–	19 (25)
112	45002	STEGGALL Zali	AUS	19	–	19 (48)	–	–	–
114	296008	MERIGHETTI Daniela	ITA	18	–	18 (49)	–	–	–
114	515170	STYGER Nadia	SUI	18	8 (57)	–	5 (59)	5 (53)	–
114	295807	VIERIN Sonia	ITA	18	–	–	18 (44)	–	–
117	105859	BOUCHER Sara-Maude	CAN	17	2 (62)	–	–	2 (62)	13 (32)
117	565136	BRACUN Spela	SLO	17	17 (51)	–	–	–	–
117	45071	OWENS Jenny	AUS	17	3 (60)	–	–	–	14 (28)
120	195291	PELLAT-FINET Caroline	FRA	16	–	–	16 (48)	–	–
121	105903	PRCHAL Anna	CAN	14	–	–	3 (65)	–	11 (34)
122	55759	KIRCHGASSER Michaela	AUT	13	–	13 (51)	–	–	–
123	55383	BLASER Karin	AUT	11	11 (53)	–	–	–	–
123	536479	POWERS Alison	USA	11	11 (53)	–	–	–	–
125	225018	CARRICK-ANDERSON Emma	GBR	10	–	10 (55)	–	–	–
125	495107	GALINDO SANTOLARIA Ana	SPA	10	–	–	10 (51)	–	–
125	55136	KOELLERER Karin	AUT	10	–	10 (55)	–	–	–
125	55339	LECHNER Martina	AUT	10	–	–	–	10 (50)	–
129	225206	ALCOTT Chimene	GBR	9	–	–	–	–	9 (36)
130	515534	DICHT Erika	SUI	8	–	–	8 (54)	–	–
130	385032	JELUSIC Ana	CRO	8	–	–	8 (54)	–	–
130	295449	KLEON Barbara	ITA	8	5 (59)	–	3 (65)	–	–
133	185118	KAEYHKOE Pia	FIN	7	–	–	–	–	7 (37)
133	515166	PIEREN Tanja	SUI	7	–	–	–	7 (52)	–
133	355020	SCHAEDLER Tamara	LIE	7	–	–	–	–	7 (37)
136	537446	MCCARTY Bryna	USA	6	6 (58)	–	–	–	–
136	515766	SUTER Fabienne	SUI	6	–	–	6 (57)	–	–
138	505396	HARGIN Christine	SWE	5	–	5 (57)	–	–	–
138	295462	MAJ Chiara	ITA	5	–	–	–	5 (53)	–
138	195273	SEKINO Fujiko	FRA	5	–	–	5 (59)	–	–
141	155333	HRSTKOVA Lucie	CZE	4	–	–	4 (62)	–	–
141	205716	HUBER-BRANDT Marina	GER	4	–	4 (61)	–	–	–
143	195193	DUVILLARD Kristina	FRA	3	–	–	3 (65)	–	–
143	425022	FJELDAVLIE Merete	NOR	3	–	–	–	3 (60)	–



AUDI FIS SKI WORLD CUP



AUDI FIS SKI WORLD CUP AFTER 5th LADIES SUPER-G OVERALL FIS WCSL LIST

Number of Competitors: 150

Rank	FIS Code	Name	Nation	WCSL	DH	SL	GS	SG	K
143	195920	GIVELET Anne-Laure	FRA	3	-	-	-	3 (60)	-
143	205736	WOLF Stefanie	GER	3	-	3 (62)	-	-	-
147	485217	ALIEVA Olesja	RUS	2	-	-	2 (68)	-	-
147	515478	ALPIGER Ella	SUI	2	2 (62)	-	-	-	-
147	55544	KNOR Petra	AUT	2	-	2 (64)	-	-	-
150	155047	ZAKOURILOVA Petra	CZE	1	-	1 (65)	-	-	-

LEGEND

GS Giant Slalom points **SG** Super-G points **DH** Downhill points **WCSL** Overall points **SL** Slalom points
K Combined points

17-01-2003 / Cortina d'Ampezzo (ITA) / 6051

Page 5/5

www.fis-ski.com

Generation Date: FRI 17 JAN 2003

Time: 11:56 Swatch Internet Time: @497

Document: 60B 1.0

swatch® 



AUDI FIS SKI WORLD CUP



AUDI FIS SKI WORLD CUP AFTER 5th LADIES SUPER-G SUPER-G FIS WORLD CUP STANDINGS

Number of Competitors: 50

Rank	FIS Code	Name	Nation	29 NOV 2002 Aspen (USA)					WC-SG Diff.	
				1	2	3	4	5		
1	195374	MONTILLET Carole	FRA	18	60	100	100	29	307	
2	295342	PUTZER Karen	ITA	40	100	36	26	50	252	- 55
3	55069	GOETSCHL Renate	AUT	-	18	50	80	100	248	- 59
4	385022	KOSTELIC Janica	CRO	80	36	18	36	45	215	- 92
5	205117	GERG Hilde	GER	100	-	-	60	40	200	- 107
6	295136	CECCARELLI Daniela	ITA	24	26	80	24	36	190	- 117
7	536138	CLARK Kirsten L	USA	50	50	40	18	18	176	- 131
8	55198	DORFMEISTER Michaela	AUT	36	45	60	22	-	163	- 144
9	55212	MEISSNITZER Alexandra	AUT	-	3	32	45	80	160	- 147
10	205378	ERTL Martina	GER	32	80	14	13	10	149	- 158
11	105546	TURGEON Melanie	CAN	13	16	8	40	60	137	- 170
12	536473	LALIVE Caroline	USA	29	13	26	32	26	126	- 181
13	515098	REY BELLET Corinne	SUI	45	20	16	20	24	125	- 182
14	536477	MENDES Jonna	USA	26	29	10	16	32	113	- 194
15	565037	SUHADOLC Mojca	SLO	22	5	29	29	24	109	- 198
16	295588	KOSTNER Isolde	ITA	60	-	-	6	-	66	- 241
17	515403	MUELLER Tamara	SUI	5	8	-	50	-	63	- 244
18	106056	SIMARD Genevieve	CAN	-	40	15	7	-	62	- 245
19	195671	JACQUEMOD Ingrid	FRA	16	14	22	9	-	61	- 246
20	537545	MANCUSO Julia	USA	14	11	-	14	14	53	- 254
21	515409	BERTHOD Sylviane	SUI	20	24	6	-	-	50	- 257
22	515573	AUFDENBLATTEN Fraenzi	SUI	-	-	45	-	-	45	- 262
23	295533	RECCHIA Lucia	ITA	-	22	11	11	-	44	- 263
24	105997	BRYDON Emily	CAN	-	32	-	-	11	43	- 264
25	55261	OBERMOSER Brigitte	AUT	7	13	-	-	13	33	- 274
25	55313	ROHREGGER Eveline	AUT	15	10	-	8	-	33	- 274
27	55539	BERGER Silvia	AUT	13	-	12	5	-	30	- 277
27	205392	HAEUSL Regina	GER	10	-	20	-	-	30	- 277
29	536884	LUDLOW Libby	USA	2	-	13	11	2	28	- 279
29	55052	SCHNEIDER Tanja	AUT	11	-	2	15	-	28	- 279
31	505187	OTTOSSON Anna	SWE	-	-	9	2	15	26	- 281
32	535529	MONAHAN Kathleen	USA	-	1	24	-	-	25	- 282



AUDI FIS SKI WORLD CUP



AUDI FIS SKI WORLD CUP AFTER 5th LADIES SUPER-G SUPER-G FIS WORLD CUP STANDINGS

Rank	FIS Code	Name	Nation	Competition Dates and Locations					WC-SG	Diff.
				1	2	3	4	5		
Number of Competitors: 50				29 NOV 2002 Aspen (USA)	8 DEC 2002 Lake Louise (CAN)	13 DEC 2002 Val d'Isère (FRA)	15 JAN 2003 Cortina d'Ampezzo (ITA)	17 JAN 2003 Cortina d'Ampezzo (ITA)		
33	515429	DUMERMUTH Monika	SUI	9	-	7	-	8	24	- 283
33	206001	RIESCH Maria	GER	-	-	-	-	24	24	- 283
33	55538	WIRTH Katja	AUT	-	-	5	12	7	24	- 283
36	515348	BORGHI Catherine	SUI	-	6	1	4	12	23	- 284
37	295463	BASSIS Patrizia	ITA	6	15	-	-	-	21	- 286
38	55290	HEREGGER Selina	AUT	3	-	-	-	16	19	- 288
39	205820	HUBER Isabelle	GER	-	10	-	-	6	16	- 291
40	505483	PAERSON Anja	SWE	8	-	-	-	5	13	- 294
41	55339	LECHNER Martina	AUT	-	-	-	-	9	9	- 298
42	195868	MEILLEUR Karine	FRA	-	7	-	-	-	7	- 300
42	515166	PIEREN Tanja	SUI	-	-	4	2	1	7	- 300
44	495318	RUIZ CASTILLO Carolina	SPA	-	-	-	3	3	6	- 301
45	295462	MAJ Chiara	ITA	-	-	-	-	5	5	- 302
45	515170	STYGER Nadia	SUI	-	5	-	-	-	5	- 302
45	55596	WILHELM Kathrin	AUT	5	-	-	-	-	5	- 302
48	195920	GIVELET Anne-Laure	FRA	-	-	3	-	-	3	- 304
48	295800	TAGLIABUE Elena	ITA	-	3	-	-	-	3	- 304
50	296259	MOELGG Manuela	ITA	1	-	-	-	-	1	- 306

LEGEND

WC-SG World Cup points for Super-G Diff. Points Difference

17-01-2003 / Cortina d'Ampezzo (ITA) / 6051

Page 2/2

www.fis-ski.com

Generation Date: FRI 17 JAN 2003

Time: 11:56 Swatch Internet Time: @497

Document: 25 1.0





AUDI FIS SKI WORLD CUP



AUDI FIS SKI WORLD CUP AFTER 5th LADIES SUPER-G OVERALL FIS WORLD CUP STANDINGS

Number of Competitors: 112

Rank	FIS Code	Name	Nation	Points	DH	SL	GS	SG	K
					3 races	6 races	5 races	5 races	1 race
1	385022	KOSTELIC Janica	CRO	1136	82 (7)	530 (1)	209 (4)	215 (4)	100 (1)
2	295342	PUTZER Karen	ITA	645	64 (13)	–	279 (2)	252 (2)	50 (4)
3	195374	MONTILLET Carole	FRA	548	195 (1)	–	46 (24)	307 (1)	–
4	55198	DORFMEISTER Michaela	AUT	542	172 (2)	–	171 (6)	163 (8)	36 (7)
5	205378	ERTL Martina	GER	502	52 (18)	137 (13)	84 (18)	149 (10)	80 (2)
6	515268	NEF Sonja	SUI	470	–	165 (10)	305 (1)	–	–
7	505483	PAERSON Anja	SWE	460	–	278 (2)	169 (8)	13 (40)	–
8	55212	MEISSNITZER Alexandra	AUT	437	65 (12)	–	212 (3)	160 (9)	–
9	536138	CLARK Kirsten L	USA	403	165 (3)	–	44 (26)	176 (7)	18 (14)
10	55069	GOETSCHL Renate	AUT	366	118 (5)	–	–	248 (3)	–
11	55690	HOSP Nicole	AUT	358	–	166 (9)	192 (5)	–	–
12	185140	POUTIAINEN Tanja	FIN	348	–	240 (4)	108 (12)	–	–
13	205117	GERG Hilde	GER	314	100 (6)	–	14 (36)	200 (5)	–
14	195377	PASCAL Christel	FRA	271	–	258 (3)	13 (37)	–	–
15	536473	LALIVE Caroline	USA	260	61 (14)	–	41 (27)	126 (12)	32 (8)
16	515098	REY BELLET Corinne	SUI	258	133 (4)	–	–	125 (13)	–
17	295136	CECCARELLI Daniela	ITA	246	32 (25)	–	9 (40)	190 (6)	15 (16)
18	536481	SCHLEPER Sarah	USA	242	–	159 (11)	83 (19)	–	–
19	55261	OBERMOSER Brigitte	AUT	226	80 (8)	–	91 (16)	33 (25)	22 (12)
20	505187	OTTOSSON Anna	SWE	216	–	53 (23)	137 (11)	26 (31)	–
21	295435	GIUS Nicole	ITA	207	–	176 (6)	31 (31)	–	–
22	55590	SCHILD Marlies	AUT	203	–	203 (5)	–	–	–
23	105546	TURGEON Melanie	CAN	195	58 (15)	–	–	137 (11)	–
24	495065	RIENDA CONTRERAS M.	SPA	189	–	19 (39)	170 (7)	–	–
25	195249	PEQUEGNOT Laure	FRA	177	–	176 (6)	1 (53)	–	–
26	205636	BERGMANN Monika	GER	176	–	176 (6)	–	–	–
27	536477	MENDES Jonna	USA	168	55 (16)	–	–	113 (14)	–
28	565037	SUHADOLC Mojca	SLO	161	52 (18)	–	–	109 (15)	–
29	425001	FLEMMEN Andrine	NOR	153	–	–	153 (9)	–	–
30	55576	GOERGL Elisabeth	AUT	148	–	112 (15)	36 (28)	–	–
31	205115	GERG Annemarie	GER	146	–	144 (12)	2 (50)	–	–
32	206001	RIESCH Maria	GER	143	40 (24)	8 (45)	11 (38)	24 (33)	60 (3)
33	355002	HEEB-BATLINER Birgit	LIE	142	–	–	142 (10)	–	–
34	537545	MANCUSO Julia	USA	135	20 (28)	17 (42)	–	53 (20)	45 (5)
35	106056	SIMARD Genevieve	CAN	134	–	–	52 (23)	62 (18)	20 (13)
36	55539	BERGER Silvia	AUT	127	–	–	97 (14)	30 (27)	–



AUDI FIS SKI WORLD CUP



AUDI FIS SKI WORLD CUP AFTER 5th LADIES SUPER-G OVERALL FIS WORLD CUP STANDINGS

Number of Competitors: 112

Rank	FIS Code	Name	Nation	Points	DH	SL	GS	SG	K
					3 races	6 races	5 races	5 races	1 race
37	515409	BERTHOD Sylviane	SUI	126	76 (9)	–	–	50 (21)	–
37	55313	ROHREGGER Eveline	AUT	126	–	–	93 (15)	33 (25)	–
39	55302	EGGER Sabine	AUT	125	–	125 (14)	–	–	–
39	515370	OESTER Marlies	SUI	125	–	69 (21)	16 (35)	–	40 (6)
41	106022	JANYK Britt	CAN	122	–	34 (32)	88 (17)	–	–
42	195671	JACQUEMOD Ingrid	FRA	115	54 (17)	–	–	61 (19)	–
42	505632	LINDELL–VIKARBY Jessica	SWE	115	50 (20)	–	36 (28)	–	29 (9)
44	515348	BORGHI Catherine	SUI	108	69 (10)	–	–	23 (36)	16 (15)
44	565243	MAZE Tina	SLO	108	–	–	108 (12)	–	–
46	515403	MUELLER Tamara	SUI	104	41 (22)	–	–	63 (17)	–
47	535825	KOZNICK Kristina	USA	101	–	76 (19)	25 (33)	–	–
47	425051	ROGMO–BAKKE Trine	NOR	101	–	101 (16)	–	–	–
49	205392	HAEUSL Regina	GER	98	68 (11)	–	–	30 (27)	–
50	155415	ZAHROBSKA Sarka	CZE	97	–	71 (20)	–	–	26 (10)
51	515573	AUFDENBLATTEN Fraenzi	SUI	90	–	–	45 (25)	45 (22)	–
52	195215	VIDAL Vanessa	FRA	86	–	86 (17)	–	–	–
53	295445	KARBON Denise	ITA	83	–	–	83 (19)	–	–
54	296259	MOELGG Manuela	ITA	82	–	35 (31)	22 (34)	1 (50)	24 (11)
55	415069	RIEGLER Claudia	NZE	81	–	81 (18)	–	–	–
56	105741	FORSYTH Allison	CAN	77	–	–	77 (21)	–	–
57	295588	KOSTNER Isolde	ITA	66	–	–	–	66 (16)	–
58	505271	EKMAN Susanne	SWE	59	–	59 (22)	–	–	–
58	205820	HUBER Isabelle	GER	59	43 (21)	–	–	16 (39)	–
60	295533	RECCHIA Lucia	ITA	58	14 (30)	–	–	44 (23)	–
61	425389	NILSEN Stina Hofgard	NOR	56	–	–	56 (22)	–	–
62	565097	PRETNAR Spela	SLO	49	–	47 (24)	2 (50)	–	–
63	55596	WILHELM Kathrin	AUT	46	41 (22)	–	–	5 (45)	–
64	105997	BRYDON Emily	CAN	43	–	–	–	43 (24)	–
64	565207	DABIC Lea	SLO	43	–	43 (25)	–	–	–
66	55388	RAICH Carina	AUT	42	–	42 (26)	–	–	–
67	55052	SCHNEIDER Tanja	AUT	41	3 (42)	–	10 (39)	28 (29)	–
68	385027	FLEISS Nika	CRO	39	–	39 (27)	–	–	–
68	535529	MONAHAN Kathleen	USA	39	14 (30)	–	–	25 (32)	–
68	425458	VIKEN Line	NOR	39	–	39 (27)	–	–	–
68	55538	WIRTH Katja	AUT	39	1 (43)	–	–	24 (33)	14 (17)
72	425380	BREMSETH Lisa	NOR	37	–	37 (29)	–	–	–



AUDI FIS SKI WORLD CUP



AUDI FIS SKI WORLD CUP AFTER 5th LADIES SUPER-G OVERALL FIS WORLD CUP STANDINGS

Number of Competitors: 112

Rank	FIS Code	Name	Nation	Points	DH	SL	GS	SG	K
					3 races	6 races	5 races	5 races	1 race
72	536884	LUDLOW Libby	USA	37	9 (34)	–	–	28 (29)	–
72	55359	TRUPPE Karin	AUT	37	–	37 (29)	–	–	–
75	515429	DUMERMUTH Monika	SUI	35	11 (32)	–	–	24 (33)	–
76	425359	BERNTSEN Hedda	NOR	33	–	33 (33)	–	–	–
76	185058	RAITA Henna	FIN	33	–	33 (33)	–	–	–
78	565109	DOVZAN Alenka	SLO	32	–	–	32 (30)	–	–
79	295463	BASSIS Patrizia	ITA	30	9 (34)	–	–	21 (37)	–
80	295265	CERESA Annalisa	ITA	29	–	29 (35)	–	–	–
80	195868	MEILLEUR Karine	FRA	29	22 (27)	–	–	7 (42)	–
80	295927	PLANATSCHER Maddalena	ITA	29	–	–	29 (32)	–	–
83	55290	HEREGGER Selina	AUT	28	9 (34)	–	–	19 (38)	–
84	55691	SPONRING Christine	AUT	27	–	27 (36)	–	–	–
85	295738	BACHMANN Silke	ITA	25	–	18 (40)	7 (44)	–	–
85	515496	IMLIG Corinne	SUI	25	25 (26)	–	–	–	–
87	537772	STIEGLER Resi	USA	24	–	24 (37)	–	–	–
88	515092	GRUENENFELDER Corina	SUI	20	–	20 (38)	–	–	–
88	515560	SCHILD Martina	SUI	20	20 (28)	–	–	–	–
90	296008	MERIGHETTI Daniela	ITA	18	–	18 (40)	–	–	–
90	515170	STYGER Nadia	SUI	18	8 (37)	–	5 (46)	5 (45)	–
92	55383	BLASER Karin	AUT	11	11 (32)	–	–	–	–
93	565004	BOKAL Natasa	SLO	10	–	10 (43)	–	–	–
93	495318	RUIZ CASTILLO Carolina	SPA	10	–	–	4 (47)	6 (44)	–
95	225018	CARRICK-ANDERSON Emma	GBR	9	–	9 (44)	–	–	–
95	515095	KUMMER Lilian	SUI	9	–	–	9 (40)	–	–
95	55339	LECHNER Martina	AUT	9	–	–	–	9 (41)	–
98	515534	DICHT Erika	SUI	8	–	–	8 (42)	–	–
98	505260	HARGIN Janette	SWE	8	8 (37)	–	–	–	–
98	385032	JELUSIC Ana	CRO	8	–	–	8 (42)	–	–
101	515166	PIEREN Tanja	SUI	7	–	–	–	7 (42)	–
102	537446	MCCARTY Bryna	USA	6	6 (39)	–	–	–	–
102	55588	RUMPFHUBER Ingrid	AUT	6	6 (39)	–	–	–	–
102	515766	SUTER Fabienne	SUI	6	–	–	6 (45)	–	–
105	295462	MAJ Chiara	ITA	5	–	–	–	5 (45)	–
106	565136	BRACUN Spela	SLO	4	4 (41)	–	–	–	–
107	195193	DUVILLARD Kristina	FRA	3	–	–	3 (48)	–	–
107	495107	GALINDO SANTOLARIA Ana	SPA	3	–	–	3 (48)	–	–





AUDI FIS SKI WORLD CUP



AUDI FIS SKI WORLD CUP AFTER 5th LADIES SUPER-G OVERALL FIS WORLD CUP STANDINGS

Number of Competitors: 112

Rank	FIS Code	Name	Nation	Points	DH	SL	GS	SG	K
					3 races	6 races	5 races	5 races	1 race
107	195920	GIVELET Anne-Laure	FRA	3	-	-	-	3 (48)	-
107	295800	TAGLIABUE Elena	ITA	3	-	-	-	3 (48)	-
111	485217	ALIEVA Olesja	RUS	2	-	-	2 (50)	-	-
112	515478	ALPIGER Ella	SUI	1	1 (43)	-	-	-	-

LEGEND

GS Giant Slalom points **SG** Super-G points **DH** Downhill points **Points** Overall points **SL** Slalom points
K Combined points

17-01-2003 / Cortina d'Ampezzo (ITA) / 6051

Page 4/4

www.fis-ski.com

Generation Date: FRI 17 JAN 2003

Time: 11:56 Swatch Internet Time: @497

Document: 25 1.0

swatch® 



AUDI FIS SKI WORLD CUP




AUDI FIS SKI WORLD CUP AFTER 5th LADIES SUPER-G WOMEN FIS NATION CUP

Number of Nations: 18

Place	Nation	Points	Diff.	DH	SL	GS	SG	K
1	AUT Austria	2944		506	712	902	752	72
2	ITA Italy	1526	- 1418	119	276	460	582	89
3	GER Germany	1438	- 1506	303	465	111	419	140
4	SUI Switzerland	1430	- 1514	384	254	394	342	56
5	USA United States of America	1415	- 1529	330	276	193	521	95
6	FRA France	1232	- 1712	271	520	63	378	-
7	CRO Croatia	1183	- 1761	82	569	217	215	100
8	SWE Sweden	858	- 2086	58	390	342	39	29
9	CAN Canada	571	- 2373	58	34	217	242	20
10	NOR Norway	419	- 2525	-	210	209	-	-
11	SLO Slovenia	407	- 2537	56	100	142	109	-
12	FIN Finland	381	- 2563	-	273	108	-	-
13	ESP Spain	202	- 2742	-	19	177	6	-
14	LIE Liechtenstein	142	- 2802	-	-	142	-	-
15	CZE Czech Republic	97	- 2847	-	71	-	-	26
16	NZL New Zealand	81	- 2863	-	81	-	-	-
17	GBR Great Britain	9	- 2935	-	9	-	-	-
18	RUS Russian Federation	2	- 2942	-	-	2	-	-



AUDI FIS SKI WORLD CUP



AUDI FIS SKI WORLD CUP AFTER 5th LADIES SUPER-G FIS OVERALL NATION CUP

Number of Nations: 20

Place	Nation	Overall			DH Points			SL Points			GS Points			SG Points			K Points		
		M+W	M	W	M+W	M	W	M+W	M	W	M+W	M	W	M+W	M	W	M+W	M	W
1	AUT	7897	4953	2944	2719	2213	506	1527	815	712	2178	1276	902	1401	649	752	72	-	72
2	SUI	3390	1960	1430	1074	690	384	321	67	254	1045	651	394	894	552	342	56	-	56
3	USA	2815	1400	1415	841	511	330	520	244	276	639	446	193	720	199	521	95	-	95
4	ITA	2534	1008	1526	276	157	119	427	151	276	1075	615	460	667	85	582	89	-	89
5	FRA	2416	1184	1232	625	354	271	818	298	520	522	459	63	451	73	378	-	-	-
6	NOR	1754	1335	419	239	239	-	702	492	210	506	297	209	307	307	-	-	-	-
7	GER	1555	117	1438	322	19	303	496	31	465	161	50	111	436	17	419	140	-	140
8	CRO	1535	352	1183	82	-	82	887	318	569	251	34	217	215	-	215	100	-	100
9	SWE	1077	219	858	62	4	58	459	69	390	451	109	342	76	37	39	29	-	29
10	SLO	795	388	407	115	59	56	261	161	100	259	117	142	160	51	109	-	-	-
11	CAN	771	200	571	79	21	58	79	45	34	347	130	217	246	4	242	20	-	20
12	FIN	595	214	381	-	-	-	401	128	273	194	86	108	-	-	-	-	-	-
13	LIE	390	248	142	33	33	-	14	14	-	163	21	142	180	180	-	-	-	-
14	ESP	202	-	202	-	-	-	19	-	19	177	-	177	6	-	6	-	-	-
15	CZE	105	8	97	-	-	-	79	8	71	-	-	-	-	-	-	26	-	26
16	NZL	81	-	81	-	-	-	81	-	81	-	-	-	-	-	-	-	-	-
17	AUS	18	18	-	8	8	-	-	-	-	-	-	-	10	10	-	-	-	-
18	GBR	18	9	9	9	9	-	9	-	9	-	-	-	-	-	-	-	-	-
19	JPN	3	3	-	-	-	-	3	3	-	-	-	-	-	-	-	-	-	-
20	RUS	2	-	2	-	-	-	-	-	-	2	-	2	-	-	-	-	-	-