



AUDI FIS SKI WORLD CUP
3rd LADIES DOWNHILL
LIST OF COMPETITORS BY FIS POINTS



Number of Competitors: 65

FIS Code	Name	Nation	FIS Points
55198	DORFMEISTER Michaela	AUT	1.56
55069	GOETSCHL Renate	AUT	1.87
205117	GERG Hilde	GER	1.93
515098	REY BELLET Corinne	SUI	1.97
515409	BERTHOD Sylviane	SUI	2.77
55290	HEREGGER Selina	AUT	3.54
195374	MONTILLET Carole	FRA	3.83
55261	OBERMOSER Brigitte	AUT	4.22
295136	CECCARELLI Daniela	ITA	4.65
536138	CLARK Kirsten L	USA	4.92
536473	LALIVE Caroline	USA	4.95
515348	BORGHI Catherine	SUI	5.09
105546	TURGEON Melanie	CAN	5.13
55052	SCHNEIDER Tanja	AUT	5.37
205392	HAEUSL Regina	GER	5.41
205119	HALTMAYR Petra	GER	5.82
295533	RECCHIA Lucia	ITA	5.87
536477	MENDES Jonna	USA	5.92
55588	RUMPFHUBER Ingrid	AUT	5.93
565037	SUHADOLC Mojca	SLO	5.98
195671	JACQUEMOD Ingrid	FRA	5.99
206001	RIESCH Maria	GER	7.58
537545	MANCUSO Julia	USA	7.92
295800	TAGLIABUE Elena	ITA	8.39
205043	BRAUNER Sibylle	GER	9.90
385022	KOSTELIC Janica	CRO	11.51
55691	SPONRING Christine	AUT	11.93
515403	MUELLER Tamara	SUI	11.98
295342	PUTZER Karen	ITA	12.45
205820	HUBER Isabelle	GER	12.77
536479	POWERS Alison	USA	13.46
55383	BLASER Karin	AUT	13.49
45071	OWENS Jenny	AUS	14.44
535529	MONAHAN Kathleen	USA	14.93
565136	BRACUN Spela	SLO	15.84
205378	ERTL Martina	GER	16.01



AUDI FIS SKI WORLD CUP
3rd LADIES DOWNHILL
LIST OF COMPETITORS BY FIS POINTS



Number of Competitors: 65

FIS Code	Name	Nation	FIS Points
55596	WILHELM Kathrin	AUT	16.01
505260	HARGIN Janette	SWE	16.06
515496	IMLIG Corinne	SUI	16.18
55212	MEISSNITZER Alexandra	AUT	16.65
55538	WIRTH Katja	AUT	17.10
515429	DUMERMUTH Monika	SUI	17.44
515478	ALPIGER Ella	SUI	17.89
515560	SCHILD Martina	SUI	18.91
295462	MAJ Chiara	ITA	20.79
195868	MEILLEUR Karine	FRA	21.47
205872	HILD Ellen	GER	22.34
195913	DEPOMMIER Emilie	FRA	25.20
296217	COLETTI Alexandra	ITA	25.39
205817	GRAUVOGL Alexandra	GER	27.29
515166	PIEREN Tanja	SUI	28.46
106056	SIMARD Genevieve	CAN	32.32
106402	VANDERBEEK Kelly	CAN	33.75
515170	STYGER Nadia	SUI	39.08
195920	GIVELET Anne-Laure	FRA	39.45
515370	OESTER Marlies	SUI	41.57
565207	DABIC Lea	SLO	42.58
536884	LUDLOW Libby	USA	42.76
495318	RUIZ CASTILLO Carolina	SPA	45.10
296259	MOELGG Manuela	ITA	47.14
255098	KRISTJANSDOTTIR Dagny L.	ISL	49.34
155415	ZAHROBSKA Sarka	CZE	51.53
505632	LINDELL-VIKARBY Jessica	SWE	59.11
55590	SCHILD Marlies	AUT	102.57
705267	STAFFENOVA Jana	SVK	112.44



AUDI FIS SKI WORLD CUP
3rd LADIES DOWNHILL
ALPHABETICAL LIST OF COMPETITORS



Number of Competitors: 65

Nation	FIS Code	Name	FIS Points (October 2002 List)							
			DH		SL		GS		SG	
AUS	45071	OWENS Jenny	14.44	(48)	38.11	(227)	33.24	(209)	38.14	(112)
AUT	55383	BLASER Karin	13.49	(46)	27.21	(122)	16.70	(69)	13.38	(35)
	55198	DORFMEISTER Michaela	1.56	(2)	33.28	(179)	0.94	(2)	2.41	(4)
	55069	GOETSCHL Renate	1.87	(3)	5.73	(26)	10.80	(38)	2.57	(6)
	55290	HEREGGER Selina	3.54	(8)	46.45	(331)	5.73	(27)	21.11	(50)
	55212	MEISSNITZER Alexandra	16.65	(56)	63.90	(590)	4.08	(11)	1.66	(2)
	55261	OBERMOSER Brigitte	4.22	(10)	63.16	(580)	5.54	(23)	4.90	(17)
	55588	RUMPFHUBER Ingrid	5.93	(27)	51.95	(416)	27.69	(167)	14.17	(36)
	55590	SCHILD Marlies	102.57	(347)	5.18	(17)	24.92	(139)	82.14	(420)
	55052	SCHNEIDER Tanja	5.37	(19)	–		7.84	(33)	4.53	(13)
	55691	SPONRING Christine	11.93	(41)	5.32	(20)	17.62	(76)	38.53	(118)
	55596	WILHELM Kathrin	16.01	(51)	52.83	(430)	18.68	(83)	10.42	(34)
	55538	WIRTH Katja	17.10	(58)	39.57	(250)	22.90	(121)	14.81	(39)
CAN	106056	SIMARD Genevieve	32.32	(95)	12.39	(42)	5.71	(25)	5.11	(19)
	105546	TURGEON Melanie	5.13	(17)	60.71	(539)	71.82	(807)	5.19	(20)
	106402	VANDERBEEK Kelly	33.75	(96)	36.29	(207)	14.89	(61)	34.45	(97)
CRO	385022	KOSTELIC Janica	11.51	(39)	3.10	(5)	4.67	(13)	4.04	(9)
CZE	155415	ZAHROBSKA Sarka	51.53	(160)	13.43	(44)	24.18	(132)	40.98	(133)
FRA	195913	DEPOMMIER Emilie	25.20	(78)	106.75	(1388)	44.25	(346)	45.16	(158)
	195920	GIVELET Anne-Laure	39.45	(110)	59.32	(517)	44.07	(342)	35.34	(100)
	195671	JACQUEMOD Ingrid	5.99	(29)	104.80	(1357)	20.85	(99)	14.33	(37)
	195868	MEILLEUR Karine	21.47	(68)	143.50	(1938)	60.75	(593)	25.98	(64)
	195374	MONTILLET Carole	3.83	(9)	174.08	(2291)	5.23	(18)	3.83	(8)
GER	205043	BRAUNER Sibylle	9.90	(37)	78.52	(861)	53.41	(473)	29.96	(82)
	205378	ERTL Martina	16.01	(51)	4.53	(12)	13.43	(55)	4.54	(14)
	205117	GERG Hilde	1.93	(4)	36.82	(213)	16.08	(67)	0.00	(1)
	205817	GRAUVOGL Alexandra	27.29	(81)	103.96	(1341)	51.90	(449)	45.04	(156)
	205392	HAEUSL Regina	5.41	(20)	164.38	(2192)	60.40	(588)	31.15	(88)
	205119	HALTMAYR Petra	5.82	(24)	47.62	(346)	17.30	(72)	4.66	(16)
	205872	HILD Ellen	22.34	(71)	74.71	(786)	34.64	(224)	46.41	(166)



AUDI FIS SKI WORLD CUP
3rd LADIES DOWNHILL
ALPHABETICAL LIST OF COMPETITORS



Number of Competitors: 65

Nation	FIS Code	Name	FIS Points (October 2002 List)							
			DH		SL		GS		SG	
GER	205820	HUBER Isabelle	12.77	(44)	51.70	(412)	46.20	(371)	27.36	(70)
	206001	RIESCH Maria	7.58	(33)	10.37	(35)	12.32	(52)	17.68	(41)
ISL	255098	KRISTJANSOTTIR Dagny L.	49.34	(153)	45.95	(327)	27.84	(169)	38.58	(119)
ITA	295136	CECCARELLI Daniela	4.65	(13)	71.47	(730)	17.57	(75)	2.31	(3)
	296217	COLETTI Alexandra	25.39	(79)	65.02	(617)	25.23	(142)	22.68	(55)
	295462	MAJ Chiara	20.79	(65)	44.19	(305)	36.75	(248)	26.81	(69)
	296259	MOELGG Manuela	47.14	(141)	17.88	(66)	12.23	(50)	42.42	(142)
	295342	PUTZER Karen	12.45	(43)	46.19	(330)	2.97	(4)	2.41	(4)
	295533	RECCHIA Lucia	5.87	(25)	78.61	(863)	61.84	(617)	18.59	(43)
295800	TAGLIABUE Elena	8.39	(35)	83.13	(952)	76.76	(905)	5.99	(30)	
SLO	565136	BRACUN Spela	15.84	(50)	153.69	(2073)	49.35	(413)	26.44	(66)
	565207	DABIC Lea	42.58	(124)	9.86	(34)	37.30	(253)	43.78	(149)
	565037	SUHADOLC Mojca	5.98	(28)	256.55	(2770)	38.49	(271)	5.97	(29)
SPA	495318	RUIZ CASTILLO Carolina	45.10	(134)	36.46	(210)	14.85	(59)	20.31	(47)
SUI	515478	ALPIGER Ella	17.89	(60)	45.55	(323)	21.72	(106)	21.79	(52)
	515409	BERTHOD Sylviane	2.77	(6)	138.19	(1856)	29.58	(181)	5.34	(21)
	515348	BORGHI Catherine	5.09	(16)	39.09	(234)	39.52	(283)	24.53	(61)
	515429	DUMERMUTH Monika	17.44	(59)	125.19	(1676)	19.58	(93)	20.38	(48)
	515496	IMLIG Corinne	16.18	(54)	157.65	(2116)	54.75	(489)	38.35	(115)
	515403	MUELLER Tamara	11.98	(42)	41.78	(274)	17.68	(77)	14.42	(38)
	515370	OESTER Marlies	41.57	(119)	3.97	(10)	11.37	(43)	121.02	(773)
	515166	PIEREN Tanja	28.46	(86)	100.51	(1277)	26.57	(157)	26.14	(65)
	515098	REY BELLET Corinne	1.97	(5)	34.29	(191)	5.20	(17)	4.62	(15)
	515560	SCHILD Martina	18.91	(62)	107.96	(1415)	23.57	(125)	17.32	(40)
515170	STYGER Nadia	39.08	(107)	53.99	(442)	12.31	(51)	30.55	(85)	
SVK	705267	STAFFENOVA Jana	112.44	(398)	45.51	(321)	57.53	(535)	60.72	(253)
SWE	505260	HARGIN Janette	16.06	(53)	14.91	(52)	10.12	(35)	5.53	(23)
	505632	LINDELL-VIKARBY Jessica	59.11	(191)	30.79	(153)	19.29	(90)	47.58	(175)
USA	536138	CLARK Kirsten L	4.92	(14)	76.58	(815)	6.00	(31)	4.25	(10)
	536473	LALIVE Caroline	4.95	(15)	23.64	(95)	15.93	(66)	3.79	(7)
	536884	LUDLOW Libby	42.76	(126)	116.17	(1540)	30.84	(190)	28.58	(74)
	537545	MANCUSO Julia	7.92	(34)	19.03	(68)	17.39	(73)	10.28	(33)
	536477	MENDES Jonna	5.92	(26)	62.45	(564)	20.46	(98)	5.79	(25)
	535529	MONAHAN Kathleen	14.93	(49)	87.47	(1017)	58.73	(561)	5.84	(27)
	536479	POWERS Alison	13.46	(45)	70.60	(709)	82.80	(1024)	38.74	(120)

LEGEND
DH Downhill SL Slalom GS Giant Slalom SG Super-G

**AUDI FIS SKI WORLD CUP**

3rd LADIES DOWNHILL

START LIST

Jury			Technical Data	
TD FIS	D. PETIT	FRA	Course Name	FIS Scalottas
Referee	K. HOCH	FIS	Start Altitude	2305 m
Assistant Referee	J. TISCHHAUSER	FIS	Finish Altitude	1545 m
Chief of Race	U. HARTMANN	SUI	Vertical Drop	760 m
			Course Length	2945 m
			Homologation Number	4905/88/97

Race Information

Course Setter	J. TISCHHAUSER	FIS		
Number of Gates	42			
Start Time	10:15			
Forerunners	A - S. FOPP	SUI	D - J. GULER	SUI
	B - U. AMBÜHL	SUI	E - T. GLUBER	SUI
	C - A. KNÖPFEL	SUI	F - D. SIEGENTHALER	SUI

Number of Competitors: 65

Bib	FIS Code	Name	Year of Birth	Nation	Time	Ski
1	55052	SCHNEIDER Tanja	1974	AUT		BL
2	515409	BERTHOD Sylviane	1977	SUI		SA
3	515403	MUELLER Tamara	1977	SUI		RO
4	K 515560	SCHILD Martina	1981	SUI		VK
5	ZK 295342	PUTZER Karen	1978	ITA		RO
6	K 505632	LINDELL-VIKARBY Jessica	1984	SWE		RO
7	295533	RECCHIA Lucia	1980	ITA		VK
8	K 505260	HARGIN Janette	1977	SWE		RO
9	ZK 536138	CLARK Kirsten L	1977	USA		FI
10	205820	HUBER Isabelle	1981	GER		RO
11	55212	MEISSNITZER Alexandra	1973	AUT		VK
12	515098	REY BELLET Corinne	1972	SUI		DY
13	K 536473	LALIVE Caroline	1979	USA		SA
14	515429	DUMERMUTH Monika	1977	SUI		FI
15	ZK 205378	ERTL Martina	1973	GER		RO
16	ZK 55198	DORFMEISTER Michaela	1973	AUT		BL
17	515496	IMLIG Corinne	1979	SUI		AT
18	K 206001	RIESCH Maria	1984	GER		HE
19	205392	HAEUSL Regina	1973	GER		SA
20	ZK 536477	MENDES Jonna	1979	USA		FI
21	ZK 55261	OBERMOSER Brigitte	1976	AUT		BL



AUDI FIS SKI WORLD CUP
3rd LADIES DOWNHILL
START LIST



Number of Competitors: 65

Bib	FIS Code	Name	Year of Birth	Nation	Time	Ski
22	515170	STYGER Nadia	1978	SUI		SA
23	ZK 295136	CECCARELLI Daniela	1975	ITA		DY
24	ZK 515348	BORGHI Catherine	1976	SUI		FI
25	55596	WILHELM Kathrin	1981	AUT		VK
26	195671	JACQUEMOD Ingrid	1978	FRA		SA
27	55069	GOETSCHL Renate	1975	AUT		SA
28	105546	TURGEON Melanie	1976	CAN		SA
29	K 385022	KOSTELIC Janica	1982	CRO		SA
30	195374	MONTILLET Carole	1973	FRA		RO
31	205117	GERG Hilde	1975	GER		VK
32	ZK 55290	HEREGGER Selina	1977	AUT		FI
33	205119	HALTMAYR Petra	1975	GER		VK
34	ZK 55588	RUMPFHUBER Ingrid	1981	AUT		FI
35	565037	SUHADOLC Mojca	1975	SLO		RO
36	K 537545	MANCUSO Julia	1984	USA		RO
37	295800	TAGLIABUE Elena	1977	ITA		RO
38	205043	BRAUNER Sibylle	1975	GER		VK
39	K 55691	SPONRING Christine	1983	AUT		AT
40	536479	POWERS Alison	1979	USA		SA
41	55383	BLASER Karin	1979	AUT		FI
42	K 45071	OWENS Jenny	1978	AUS		AT
43	535529	MONAHAN Kathleen	1972	USA		DY
44	565136	BRACUN Spela	1977	SLO		FI
45	55538	WIRTH Katja	1980	AUT		BL
46	515478	ALPIGER Ella	1979	SUI		FI
47	295462	MAJ Chiara	1980	ITA		SA
48	195868	MEILLEUR Karine	1980	FRA		RO
49	205872	HILD Ellen	1982	GER		HE
50	195913	DEPOMMIER Emilie	1981	FRA		DY
51	296217	COLETTI Alexandra	1983	ITA		RO
52	205817	GRAUVOGL Alexandra	1981	GER		RO
53	515166	PIEREN Tanja	1978	SUI		RO
54	K 106056	SIMARD Genevieve	1980	CAN		RO
55	106402	VANDERBEEK Kelly	1983	CAN		VK
56	195920	GIVELET Anne-Laure	1981	FRA		DY
57	ZK 515370	OESTER Marlies	1976	SUI		NO
58	K 565207	DABIC Lea	1981	SLO		EL
59	536884	LUDLOW Libby	1981	USA		SA
60	K 495318	RUIZ CASTILLO Carolina	1981	SPA		DY
61	K 296259	MOELGG Manuela	1983	ITA		FI
62	255098	KRISTJANSDDOTTIR Dagny I.	1980	ISL		RO
63	K 155415	ZAHROBSKA Sarka	1985	CZE		HE
64	ZK 55590	SCHILD Marlies	1981	AUT		AT
65	K 705267	STAFFENOVA Jana	1982	SVK		HE

LEGEND

K Competitors for Combined (see FIS rule §3.7.1)

ZK Additional competitors according special quota for Combined (see FIS Rule §3.7.2)

21-12-2002 / Lenzerheide (SUI) / 6182

Page 2/2

Data Processing by SWATCH

www.fis-ski.com

SWATCH Timing

Generation Date: FRI 20 DEC 2002

Time: 17:22 Swatch Internet Time: @724

Document: 51A 1.0



AUDI FIS SKI WORLD CUP

3rd LADIES DOWNHILL

OFFICIAL RESULTS



Jury			Technical Data	
TD FIS	D. PETIT	FRA	Course Name	FIS Scalottas
Referee	K. HOCH	FIS	Start Altitude	2305 m
Assistant Referee	J. TISCHHAUSER	FIS	Finish Altitude	1545 m
Chief of Race	U. HARTMANN	SUI	Vertical Drop	760 m
			Course Length	2945 m
			Homologation Number	4905/88/97

Race Information

Course Setter	J. TISCHHAUSER	FIS		
Number of Gates	42			
Start Time	10:15			
Forerunners	A - S. FOPP	SUI	D - J. GULER	SUI
	B - U. AMBÜHL	SUI	E - T. GLUBER	SUI
	C - A. KNÖPFEL	SUI	F - D. SIEGENTHALER	SUI

Weather: Cloudy Snow: Hard Temperature - Start: -2 °C Finish: -2 °C F-factor: 1350

Number of Competitors: 65

Rank	Bib	FIS Code	Name	Nation	Time	Diff.	Race Points	Ski
1	16	55198	DORFMEISTER Michaela	AUT	1:43.53		0.00	BL
2	21	55261	OBERMOSER Brigitte	AUT	1:43.99	0.46	6.00	BL
3	9	536138	CLARK Kirsten L	USA	1:44.38	0.85	11.08	FI
4	6	505632	LINDELL-VIKARBY Jessica	SWE	1:44.39	0.86	11.21	RO
5	24	515348	BORGHI Catherine	SUI	1:44.44	0.91	11.87	FI
6	29	385022	KOSTELIC Janica	CRO	1:44.53	1.00	13.04	SA
6	28	105546	TURGEON Melanie	CAN	1:44.53	1.00	13.04	SA
8	23	295136	CECCARELLI Daniela	ITA	1:44.63	1.10	14.34	DY
8	19	205392	HAEUSL Regina	GER	1:44.63	1.10	14.34	SA
10	5	295342	PUTZER Karen	ITA	1:44.66	1.13	14.73	RO
11	2	515409	BERTHOD Sylviane	SUI	1:44.79	1.26	16.43	SA
12	27	55069	GOETSCHL Renate	AUT	1:44.85	1.32	17.21	SA
13	4	515560	SCHILD Martina	SUI	1:44.90	1.37	17.86	VK
14	17	515496	IMLIG Corinne	SUI	1:44.92	1.39	18.13	AT
15	18	206001	RIESCH Maria	GER	1:44.99	1.46	19.04	HE
16	30	195374	MONTILLET Carole	FRA	1:45.26	1.73	22.56	RO
17	20	536477	MENDES Jonna	USA	1:45.33	1.80	23.47	FI

#542 _____



AUDI FIS SKI WORLD CUP
3rd LADIES DOWNHILL
OFFICIAL RESULTS



Number of Competitors: 65

Rank	Bib	FIS Code	Name	Nation	Time	Diff.	Race Points	Ski
18	12	515098	REY BELLET Corinne	SUI	1:45.45	1.92	25.04	DY
19	7	295533	RECCHIA Lucia	ITA	1:45.50	1.97	25.69	VK
20	13	536473	LALIVE Caroline	USA	1:45.51	1.98	25.82	SA
21	14	515429	DUMERMUTH Monika	SUI	1:45.54	2.01	26.21	FI
21	10	205820	HUBER Isabelle	GER	1:45.54	2.01	26.21	RO
23	8	505260	HARGIN Janette	SWE	1:45.57	2.04	26.60	RO
24	25	55596	WILHELM Kathrin	AUT	1:45.63	2.10	27.38	VK
25	15	205378	ERTL Martina	GER	1:45.66	2.13	27.77	RO
26	22	515170	STYGER Nadia	SUI	1:45.85	2.32	30.25	SA
27	11	55212	MEISSNITZER Alexandra	AUT	1:45.91	2.38	31.03	VK
28	1	55052	SCHNEIDER Tanja	AUT	1:46.12	2.59	33.77	BL
29	26	195671	JACQUEMOD Ingrid	FRA	1:46.33	2.80	36.51	SA
30	46	515478	ALPIGER Ella	SUI	1:46.57	3.04	39.64	FI
31	39	55691	SPONRING Christine	AUT	1:46.67	3.14	40.94	AT
32	45	55538	WIRTH Katja	AUT	1:46.87	3.34	43.55	BL
33	37	295800	TAGLIABUE Elena	ITA	1:46.89	3.36	43.81	RO
34	36	537545	MANCUSO Julia	USA	1:47.12	3.59	46.81	RO
35	41	55383	BLASER Karin	AUT	1:47.16	3.63	47.33	FI
36	59	536884	LUDLOW Libby	USA	1:47.30	3.77	49.16	SA
37	34	55588	RUMPFHUBER Ingrid	AUT	1:47.31	3.78	49.29	FI
38	35	565037	SUHADOLC Mojca	SLO	1:47.49	3.96	51.64	RO
39	53	515166	PIEREN Tanja	SUI	1:47.54	4.01	52.29	RO
40	47	295462	MAJ Chiara	ITA	1:47.78	4.25	55.42	SA
41	40	536479	POWERS Alison	USA	1:47.88	4.35	56.72	SA
42	43	535529	MONAHAN Kathleen	USA	1:47.91	4.38	57.11	DY
43	55	106402	VANDERBEEK Kelly	CAN	1:48.31	4.78	62.33	VK
44	62	255098	KRISTJANSOTTIR Dagny I.	ISL	1:48.35	4.82	62.85	RO
45	32	55290	HEREGGER Selina	AUT	1:48.42	4.89	63.76	FI
46	33	205119	HALTMAYR Petra	GER	1:48.47	4.94	64.42	VK
47	44	565136	BRACUN Spela	SLO	1:48.50	4.97	64.81	FI
48	61	296259	MOELGG Manuela	ITA	1:48.56	5.03	65.59	FI
49	64	55590	SCHILD Marlies	AUT	1:48.58	5.05	65.85	AT
50	54	106056	SIMARD Genevieve	CAN	1:48.59	5.06	65.98	RO
51	48	195868	MEILLEUR Karine	FRA	1:48.68	5.15	67.15	RO
52	31	205117	GERG Hilde	GER	1:48.87	5.34	69.63	VK
53	58	565207	DABIC Lea	SLO	1:48.95	5.42	70.68	EL
54	57	515370	OESTER Marlies	SUI	1:49.06	5.53	72.11	NO
55	56	195920	GIVELET Anne-Laure	FRA	1:49.53	6.00	78.24	DY
56	49	205872	HILD Ellen	GER	1:49.69	6.16	80.32	HE
57	60	495318	RUIZ CASTILLO Carolina	SPA	1:49.92	6.39	83.32	DY
58	42	45071	OWENS Jenny	AUS	1:50.07	6.54	85.28	AT
59	63	155415	ZAHROBSKA Sarka	CZE	1:50.43	6.90	89.97	HE

DID NOT START: 2 competitors

38	205043	BRAUNER Sibylle	GER	VK
51	296217	COLETTI Alexandra	ITA	RO

#542



AUDI FIS SKI WORLD CUP
3rd LADIES DOWNHILL
OFFICIAL RESULTS



Number of Competitors: 65

Rank	Bib	FIS Code	Name	Nation	Time	Diff.	Race Points	Ski
DID NOT FINISH: 4 competitors								
	3	515403	MUELLER Tamara	SUI				RO
	50	195913	DEPOMMIER Emilie	FRA				DY
	52	205817	GRAUVOGL Alexandra	GER				RO
	65	705267	STAFFENOVA Jana	SVK				HE
AT :	ATOMIC		BL :	BLIZZARD			DY :	DYNASTAR
EL :	ELAN		FI :	FISCHER			HE :	HEAD
K2 :	K2		NO :	NORDICA			RO :	ROSSIGNOL
SA :	SALOMON		ST :	STÖCKLI			VK :	VÖLKL

Technical Delegate:
D. PETIT (FRA) #542



AUDI FIS SKI WORLD CUP
3rd LADIES DOWNHILL
PENALTY CALCULATION



Best 10 at Finish

Rank	Bib	FIS Code	Name	Nation	FIS Points	Best 5	Race Points
1	16	55198	DORFMEISTER Michaela	AUT	1.56	1.56	0.00
2	21	55261	OBERMOSER Brigitte	AUT	4.22	4.22	6.00
3	9	536138	CLARK Kirsten L	USA	4.92	4.92	11.08
4	6	505632	LINDELL-VIKARBY Jessica	SWE	59.11		
5	24	515348	BORGHI Catherine	SUI	5.09	5.09	11.87
6	29	385022	KOSTELIC Janica	CRO	11.51		
6	28	105546	TURGEON Melanie	CAN	5.13		
8	23	295136	CECCARELLI Daniela	ITA	4.65	4.65	14.34
8	19	205392	HAEUSL Regina	GER	5.41		
10	5	295342	PUTZER Karen	ITA	12.45		

Best 5 FIS Points at Start

Rank	Bib	FIS Code	Name	Nation	FIS Points
1	16	55198	DORFMEISTER Michaela	AUT	1.56
12	27	55069	GOETSCHL Renate	AUT	1.87
52	31	205117	GERG Hilde	GER	1.93
18	12	515098	REY BELLET Corinne	SUI	1.97
11	2	515409	BERTHOD Sylviane	SUI	2.77

TOTALS:			
	FIS Points of Best 5 at Start (B)	10.10	
	FIS Points of Best at Finish in Top 10 (A)		20.44
	Race Points of Corresponding Competitors (C)		43.29
	Calculated Penalty (A+B-C) : 10 =>	-1.275	
	Rounded	-1.28	
	Correction Value (Z)	-7.40	
	Penalty Applied	0.00	

Technical Delegate:
D. PETIT (FRA) #542



AUDI FIS SKI WORLD CUP
3rd LADIES DOWNHILL
PERFORMANCE ANALYSIS 1



Number of Competitors: 59

Rank	Bib	Name	Nation	Positions			Partials			Difference		Speed	
				Pos.	Time	Rank	Pos.	Time	Rank	Time	Dist(m)	Pos.	km/h
1	16	DORFMEISTER Michaela	AUT	Int1: 28.07 (8) Int2: 50.77 (4) Int3: 1:15.30 (1) Fin: 1:43.53 (1)	I1-I2: 22.70 (4) I2-I3: 24.53 (2) I3-Fin: 28.23 (1)	0.24 0.11 0.00 0.00	0.00	Spt1: 110.33 (11) Avg.: 102.41					
2	21	OBERMOSER Brigitte	AUT	Int1: 27.91 (3) Int2: 50.68 (2) Int3: 1:15.33 (2) Fin: 1:43.99 (2)	I1-I2: 22.77 (7) I2-I3: 24.65 (5) I3-Fin: 28.66 (10)	0.08 0.02 0.03 0.46	13.03	Spt1: 110.82 (9) Avg.: 101.95					
3	9	CLARK Kirsten L	USA	Int1: 28.14 (12) Int2: 50.72 (3) Int3: 1:15.44 (4) Fin: 1:44.38 (3)	I1-I2: 22.58 (2) I2-I3: 24.72 (6) I3-Fin: 28.94 (19)	0.31 0.06 0.14 0.85	23.98	Spt1: 110.82 (9) Avg.: 101.57					
4	6	LINDELL-VIKARBY Jessica	SWE	Int1: 28.07 (8) Int2: 51.03 (7) Int3: 1:15.64 (5) Fin: 1:44.39 (4)	I1-I2: 22.96 (11) I2-I3: 24.61 (4) I3-Fin: 28.75 (14)	0.24 0.37 0.34 0.86	24.26	Spt1: 112.59 (3) Avg.: 101.56					
5	24	BORGHİ Catherine	SUI	Int1: 28.03 (6) Int2: 50.97 (6) Int3: 1:15.73 (6) Fin: 1:44.44 (5)	I1-I2: 22.94 (10) I2-I3: 24.76 (7) I3-Fin: 28.71 (12)	0.20 0.31 0.43 0.91	25.66	Spt1: 111.07 (6) Avg.: 101.51					
6	29	KOSTELIC Janica	CRO	Int1: 28.50 (26) Int2: 51.50 (17) Int3: 1:15.89 (7) Fin: 1:44.53 (6)	I1-I2: 23.00 (15) I2-I3: 24.39 (1) I3-Fin: 28.64 (9)	0.67 0.84 0.59 1.00	28.17	Spt1: 111.07 (6) Avg.: 101.43					
6	28	TURGEON Melanie	CAN	Int1: 28.28 (17) Int2: 51.04 (8) Int3: 1:15.96 (9) Fin: 1:44.53 (6)	I1-I2: 22.76 (6) I2-I3: 24.92 (17) I3-Fin: 28.57 (5)	0.45 0.38 0.66 1.00	28.17	Spt1: 114.94 (1) Avg.: 101.43					
8	23	CECCARELLI Daniela	ITA	Int1: 28.15 (13) Int2: 51.14 (10) Int3: 1:15.90 (8) Fin: 1:44.63 (8)	I1-I2: 22.99 (14) I2-I3: 24.76 (7) I3-Fin: 28.73 (13)	0.32 0.48 0.60 1.10	30.96	Spt1: 109.59 (18) Avg.: 101.33					
8	19	HAEUSL Regina	GER	Int1: 27.83 (1) Int2: 51.31 (12) Int3: 1:16.10 (11) Fin: 1:44.63 (8)	I1-I2: 23.48 (33) I2-I3: 24.79 (13) I3-Fin: 28.53 (4)	0.00 0.65 0.80 1.10	30.96	Spt1: 109.59 (18) Avg.: 101.33					
10	5	PUTZER Karen	ITA	Int1: 28.07 (8) Int2: 50.66 (1) Int3: 1:15.43 (3) Fin: 1:44.66 (10)	I1-I2: 22.59 (3) I2-I3: 24.77 (9) I3-Fin: 29.23 (36)	0.24 0.00 0.13 1.13	31.80	Spt1: 111.57 (4) Avg.: 101.30					



AUDI FIS SKI WORLD CUP
3rd LADIES DOWNHILL
PERFORMANCE ANALYSIS 1



Number of Competitors: 59

Rank	Bib	Name	Nation	Positions			Partials			Difference		Speed	
				Pos.	Time	Rank	Pos.	Time	Rank	Time	Dist(m)	Pos.	km/h
11	2	BERTHOD Sylviane	SUI	Int1: 28.25 (15) Int2: 51.23 (11) Int3: 1:16.00 (10) Fin: 1:44.79 (11)	I1-I2: 22.98 (13) I2-I3: 24.77 (9) I3-Fin: 28.79 (15)	0.42 0.57 0.70 1.26	35.41	Sp1: 110.08 (12) Avg.: 101.17					
12	27	GOETSCHL Renate	AUT	Int1: 28.66 (29) Int2: 51.46 (14) Int3: 1:16.24 (14) Fin: 1:44.85 (12)	I1-I2: 22.80 (8) I2-I3: 24.78 (11) I3-Fin: 28.61 (6)	0.83 0.80 0.94 1.32	37.08	Sp1: 113.62 (2) Avg.: 101.12					
13	4	SCHILD Martina	SUI	Int1: 28.16 (14) Int2: 51.49 (16) Int3: 1:16.28 (15) Fin: 1:44.90 (13)	I1-I2: 23.33 (27) I2-I3: 24.79 (13) I3-Fin: 28.62 (7)	0.33 0.83 0.98 1.37	38.46	Sp1: 109.84 (16) Avg.: 101.07					
14	17	IMLIG Corinne	SUI	Int1: 28.30 (19) Int2: 51.74 (26) Int3: 1:16.60 (22) Fin: 1:44.92 (14)	I1-I2: 23.44 (32) I2-I3: 24.86 (15) I3-Fin: 28.32 (2)	0.47 1.08 1.30 1.39	39.02	Sp1: 107.45 (36) Avg.: 101.05					
15	18	RIESCH Maria	GER	Int1: 27.90 (2) Int2: 51.40 (13) Int3: 1:16.29 (16) Fin: 1:44.99 (15)	I1-I2: 23.50 (35) I2-I3: 24.89 (16) I3-Fin: 28.70 (11)	0.07 0.74 0.99 1.46	40.95	Sp1: 111.32 (5) Avg.: 100.98					
16	30	MONTILLET Carole	FRA	Int1: 28.62 (28) Int2: 51.58 (20) Int3: 1:16.17 (13) Fin: 1:45.26 (16)	I1-I2: 22.96 (11) I2-I3: 24.59 (3) I3-Fin: 29.09 (27)	0.79 0.92 0.87 1.73	48.40	Sp1: 110.08 (12) Avg.: 100.72					
17	20	MENDES Jonna	USA	Int1: 27.93 (4) Int2: 51.53 (18) Int3: 1:16.70 (24) Fin: 1:45.33 (17)	I1-I2: 23.60 (40) I2-I3: 25.17 (25) I3-Fin: 28.63 (8)	0.10 0.87 1.40 1.80	50.33	Sp1: 109.11 (23) Avg.: 100.66					
18	12	REY BELLET Corinne	SUI	Int1: 28.34 (22) Int2: 51.66 (23) Int3: 1:16.44 (18) Fin: 1:45.45 (18)	I1-I2: 23.32 (26) I2-I3: 24.78 (11) I3-Fin: 29.01 (23)	0.51 1.00 1.14 1.92	53.62	Sp1: 110.08 (12) Avg.: 100.54					
19	7	RECCHIA Lucia	ITA	Int1: 28.03 (6) Int2: 51.60 (22) Int3: 1:16.57 (21) Fin: 1:45.50 (19)	I1-I2: 23.57 (39) I2-I3: 24.97 (18) I3-Fin: 28.93 (17)	0.20 0.94 1.27 1.97	54.99	Sp1: 110.08 (12) Avg.: 100.49					
20	13	LALIVE Caroline	USA	Int1: 28.35 (23) Int2: 50.82 (5) Int3: 1:16.11 (12) Fin: 1:45.51 (20)	I1-I2: 22.47 (1) I2-I3: 25.29 (34) I3-Fin: 29.40 (41)	0.52 0.16 0.81 1.98	55.27	Sp1: 102.54 (59) Avg.: 100.48					
21	14	DUMERMUTH Monika	SUI	Int1: 27.93 (4) Int2: 51.13 (9) Int3: 1:16.39 (17) Fin: 1:45.54 (21)	I1-I2: 23.20 (23) I2-I3: 25.26 (31) I3-Fin: 29.15 (31)	0.10 0.47 1.09 2.01	56.09	Sp1: 106.52 (45) Avg.: 100.45					
21	10	HUBER Isabelle	GER	Int1: 28.33 (21) Int2: 51.58 (20) Int3: 1:16.55 (20) Fin: 1:45.54 (21)	I1-I2: 23.25 (25) I2-I3: 24.97 (18) I3-Fin: 28.99 (21)	0.50 0.92 1.25 2.01	56.09	Sp1: 109.84 (16) Avg.: 100.45					
23	8	HARGIN Janette	SWE	Int1: 28.12 (11) Int2: 51.81 (27) Int3: 1:16.78 (26) Fin: 1:45.57 (23)	I1-I2: 23.69 (44) I2-I3: 24.97 (18) I3-Fin: 28.79 (15)	0.29 1.15 1.48 2.04	56.91	Sp1: 108.15 (30) Avg.: 100.43					



AUDI FIS SKI WORLD CUP
3rd LADIES DOWNHILL
PERFORMANCE ANALYSIS 1



Number of Competitors: 59

Rank	Bib	Name	Nation	Positions			Partial			Difference		Speed	
				Pos.	Time	Rank	Pos.	Time	Rank	Time	Dist(m)	Pos.	km/h
24	25	WILHELM Kathrin	AUT	Int1: 28.29 (18) Int2: 51.47 (15) Int3: 1:16.62 (23) Fin: 1:45.63 (24)	I1-I2: 23.18 (22) I2-I3: 25.15 (24) I3-Fin: 29.01 (23)	0.46 0.81 1.32 2.10	58.55	Spt1: 107.45 (36) Avg.: 100.37					
25	15	ERTL Martina	GER	Int1: 28.44 (25) Int2: 51.55 (19) Int3: 1:16.53 (19) Fin: 1:45.66 (25)	I1-I2: 23.11 (20) I2-I3: 24.98 (21) I3-Fin: 29.13 (29)	0.61 0.89 1.23 2.13	59.37	Spt1: 109.35 (21) Avg.: 100.34					
26	22	STYGER Nadia	SUI	Int1: 28.32 (20) Int2: 52.02 (29) Int3: 1:17.38 (29) Fin: 1:45.85 (26)	I1-I2: 23.70 (45) I2-I3: 25.36 (36) I3-Fin: 28.47 (3)	0.49 1.36 2.08 2.32	64.55	Spt1: 107.68 (33) Avg.: 100.16					
27	11	MEISSNITZER Alexandra	AUT	Int1: 28.27 (16) Int2: 51.69 (24) Int3: 1:16.72 (25) Fin: 1:45.91 (27)	I1-I2: 23.42 (31) I2-I3: 25.03 (22) I3-Fin: 29.19 (35)	0.44 1.03 1.42 2.38	66.18	Spt1: 108.87 (26) Avg.: 100.10					
28	1	SCHNEIDER Tanja	AUT	Int1: 28.39 (24) Int2: 51.92 (28) Int3: 1:17.13 (28) Fin: 1:46.12 (28)	I1-I2: 23.53 (36) I2-I3: 25.21 (27) I3-Fin: 28.99 (21)	0.56 1.26 1.83 2.59	71.88	Spt1: 106.98 (41) Avg.: 99.91					
29	26	JACQUEMOD Ingrid	FRA	Int1: 28.59 (27) Int2: 51.70 (25) Int3: 1:16.95 (27) Fin: 1:46.33 (29)	I1-I2: 23.11 (20) I2-I3: 25.25 (29) I3-Fin: 29.38 (39)	0.76 1.04 1.65 2.80	77.55	Spt1: 108.63 (28) Avg.: 99.71					
30	46	ALPIGER Ella	SUI	Int1: 29.00 (32) Int2: 52.03 (30) Int3: 1:17.42 (30) Fin: 1:46.57 (30)	I1-I2: 23.03 (16) I2-I3: 25.39 (38) I3-Fin: 29.15 (31)	1.17 1.37 2.12 3.04	84.01	Spt1: 109.59 (18) Avg.: 99.48					
31	39	SPONRING Christine	AUT	Int1: 29.00 (32) Int2: 52.21 (31) Int3: 1:17.73 (33) Fin: 1:46.67 (31)	I1-I2: 23.21 (24) I2-I3: 25.52 (42) I3-Fin: 28.94 (19)	1.17 1.55 2.43 3.14	86.69	Spt1: 105.61 (49) Avg.: 99.39					
32	45	WIRTH Katja	AUT	Int1: 29.27 (38) Int2: 52.31 (33) Int3: 1:17.60 (32) Fin: 1:46.87 (32)	I1-I2: 23.04 (18) I2-I3: 25.29 (34) I3-Fin: 29.27 (37)	1.44 1.65 2.30 3.34	92.04	Spt1: 109.11 (23) Avg.: 99.20					
33	37	TAGLIABUE Elena	ITA	Int1: 29.66 (52) Int2: 52.40 (34) Int3: 1:17.86 (35) Fin: 1:46.89 (33)	I1-I2: 22.74 (5) I2-I3: 25.46 (40) I3-Fin: 29.03 (25)	1.83 1.74 2.56 3.36	92.57	Spt1: 111.07 (6) Avg.: 99.19					
34	36	MANCUSO Julia	USA	Int1: 29.52 (48) Int2: 52.91 (40) Int3: 1:18.19 (38) Fin: 1:47.12 (34)	I1-I2: 23.39 (28) I2-I3: 25.28 (33) I3-Fin: 28.93 (17)	1.69 2.25 2.89 3.59	98.70	Spt1: 104.05 (54) Avg.: 98.97					
35	41	BLASER Karin	AUT	Int1: 29.32 (41) Int2: 52.25 (32) Int3: 1:17.51 (31) Fin: 1:47.16 (35)	I1-I2: 22.93 (9) I2-I3: 25.26 (31) I3-Fin: 29.65 (48)	1.49 1.59 2.21 3.63	99.76	Spt1: 106.29 (48) Avg.: 98.94					
36	59	LUDLOW Libby	USA	Int1: 29.69 (55) Int2: 52.79 (37) Int3: 1:17.82 (34) Fin: 1:47.30 (36)	I1-I2: 23.10 (19) I2-I3: 25.03 (22) I3-Fin: 29.48 (42)	1.86 2.13 2.52 3.77	103.47	Spt1: 107.45 (36) Avg.: 98.81					



AUDI FIS SKI WORLD CUP
3rd LADIES DOWNHILL
PERFORMANCE ANALYSIS 1



Number of Competitors: 59

Rank	Bib	Name	Nation	Positions			Partials			Difference		Speed	
				Pos.	Time	Rank	Pos.	Time	Rank	Time	Dist(m)	Pos.	km/h
37	34	RUMPFHUBER Ingrid	AUT	Int1: 29.47 (46) Int2: 52.88 (38) Int3: 1:18.13 (37) Fin: 1:47.31 (37)	I1-I2: 23.41 (30) I2-I3: 25.25 (29) I3-Fin: 29.18 (34)	1.64 2.22 2.83 3.78	103.74	Spt1: 105.39 (51) Avg.: 98.80					
38	35	SUHADOLC Mojca	SLO	Int1: 29.97 (58) Int2: 53.00 (44) Int3: 1:18.38 (41) Fin: 1:47.49 (38)	I1-I2: 23.03 (16) I2-I3: 25.38 (37) I3-Fin: 29.11 (28)	2.14 2.34 3.08 3.96	108.50	Spt1: 106.52 (45) Avg.: 98.63					
39	53	PIEREN Tanja	SUI	Int1: 29.27 (38) Int2: 52.98 (43) Int3: 1:18.37 (40) Fin: 1:47.54 (39)	I1-I2: 23.71 (46) I2-I3: 25.39 (38) I3-Fin: 29.17 (33)	1.44 2.32 3.07 4.01	109.81	Spt1: 104.05 (54) Avg.: 98.59					
40	47	MAJ Chiara	ITA	Int1: 29.15 (36) Int2: 52.68 (36) Int3: 1:18.40 (42) Fin: 1:47.78 (40)	I1-I2: 23.53 (36) I2-I3: 25.72 (48) I3-Fin: 29.38 (39)	1.32 2.02 3.10 4.25	116.13	Spt1: 107.21 (39) Avg.: 98.37					
41	40	POWERS Alison	USA	Int1: 28.94 (30) Int2: 52.93 (42) Int3: 1:18.11 (36) Fin: 1:47.88 (41)	I1-I2: 23.99 (52) I2-I3: 25.18 (26) I3-Fin: 29.77 (51)	1.11 2.27 2.81 4.35	118.75	Spt1: 107.68 (33) Avg.: 98.28					
42	43	MONAHAN Kathleen	USA	Int1: 29.60 (51) Int2: 53.00 (44) Int3: 1:18.24 (39) Fin: 1:47.91 (42)	I1-I2: 23.40 (29) I2-I3: 25.24 (28) I3-Fin: 29.67 (50)	1.77 2.34 2.94 4.38	119.54	Spt1: 108.15 (30) Avg.: 98.25					
43	55	VANDERBEEK Kelly	CAN	Int1: 29.00 (32) Int2: 53.56 (54) Int3: 1:19.18 (51) Fin: 1:48.31 (43)	I1-I2: 24.56 (59) I2-I3: 25.62 (45) I3-Fin: 29.13 (29)	1.17 2.90 3.88 4.78	129.97	Spt1: 109.11 (23) Avg.: 97.89					
44	62	KRISTJANSOTTIR Dagny I.	ISL	Int1: 29.71 (56) Int2: 53.38 (52) Int3: 1:19.28 (53) Fin: 1:48.35 (44)	I1-I2: 23.67 (43) I2-I3: 25.90 (52) I3-Fin: 29.07 (26)	1.88 2.72 3.98 4.82	131.01	Spt1: 107.21 (39) Avg.: 97.85					
45	32	HEREGGER Selina	AUT	Int1: 29.54 (49) Int2: 53.25 (49) Int3: 1:18.79 (44) Fin: 1:48.42 (45)	I1-I2: 23.71 (46) I2-I3: 25.54 (43) I3-Fin: 29.63 (47)	1.71 2.59 3.49 4.89	132.83	Spt1: 108.15 (30) Avg.: 97.79					
46	33	HALTMAYR Petra	GER	Int1: 29.36 (42) Int2: 53.35 (51) Int3: 1:18.94 (48) Fin: 1:48.47 (46)	I1-I2: 23.99 (52) I2-I3: 25.59 (44) I3-Fin: 29.53 (45)	1.53 2.69 3.64 4.94	134.12	Spt1: 104.49 (53) Avg.: 97.74					
47	44	BRACUN Spela	SLO	Int1: 29.56 (50) Int2: 53.19 (48) Int3: 1:18.89 (45) Fin: 1:48.50 (47)	I1-I2: 23.63 (42) I2-I3: 25.70 (47) I3-Fin: 29.61 (46)	1.73 2.53 3.59 4.97	134.90	Spt1: 107.68 (33) Avg.: 97.71					
48	61	MOELGG Manuela	ITA	Int1: 29.42 (44) Int2: 53.04 (46) Int3: 1:18.90 (46) Fin: 1:48.56 (48)	I1-I2: 23.62 (41) I2-I3: 25.86 (50) I3-Fin: 29.66 (49)	1.59 2.38 3.60 5.03	136.45	Spt1: 103.84 (56) Avg.: 97.66					
49	64	SCHILD Marlies	AUT	Int1: 29.07 (35) Int2: 52.63 (35) Int3: 1:18.63 (43) Fin: 1:48.58 (49)	I1-I2: 23.56 (38) I2-I3: 26.00 (56) I3-Fin: 29.95 (55)	1.24 1.97 3.33 5.05	136.97	Spt1: 106.98 (41) Avg.: 97.64					



AUDI FIS SKI WORLD CUP
3rd LADIES DOWNHILL
PERFORMANCE ANALYSIS 1



Number of Competitors: 59

Rank	Bib	Name	Nation	Positions			Partials			Difference		Speed	
				Pos.	Time	Rank	Pos.	Time	Rank	Time	Dist(m)	Pos.	km/h
50	54	SIMARD Genevieve	CAN	Int1: 28.98 (31) Int2: 52.88 (38) Int3: 1:19.23 (52) Fin: 1:48.59 (50)	I1-I2: 23.90 (50) I2-I3: 26.35 (58) I3-Fin: 29.36 (38)	1.15 2.22 3.93 5.06	137.23	Sp1: 103.18 (58) Avg.: 97.63					
51	48	MEILLEUR Karine	FRA	Int1: 29.44 (45) Int2: 52.92 (41) Int3: 1:18.90 (46) Fin: 1:48.68 (51)	I1-I2: 23.48 (33) I2-I3: 25.98 (54) I3-Fin: 29.78 (52)	1.61 2.26 3.60 5.15	139.55	Sp1: 108.87 (26) Avg.: 97.55					
52	31	GERG Hilde	GER	Int1: 29.68 (54) Int2: 53.86 (57) Int3: 1:19.36 (54) Fin: 1:48.87 (52)	I1-I2: 24.18 (56) I2-I3: 25.50 (41) I3-Fin: 29.51 (43)	1.85 3.20 4.06 5.34	144.45	Sp1: 108.63 (28) Avg.: 97.38					
53	58	DABIC Lea	SLO	Int1: 29.21 (37) Int2: 53.26 (50) Int3: 1:18.94 (48) Fin: 1:48.95 (53)	I1-I2: 24.05 (54) I2-I3: 25.68 (46) I3-Fin: 30.01 (57)	1.38 2.60 3.64 5.42	146.51	Sp1: 106.52 (45) Avg.: 97.31					
54	57	OESTER Marlies	SUI	Int1: 29.39 (43) Int2: 53.56 (54) Int3: 1:19.54 (55) Fin: 1:49.06 (54)	I1-I2: 24.17 (55) I2-I3: 25.98 (54) I3-Fin: 29.52 (44)	1.56 2.90 4.24 5.53	149.33	Sp1: 106.75 (43) Avg.: 97.21					
55	56	GIVELET Anne-Laure	FRA	Int1: 29.49 (47) Int2: 53.83 (56) Int3: 1:19.71 (56) Fin: 1:49.53 (55)	I1-I2: 24.34 (57) I2-I3: 25.88 (51) I3-Fin: 29.82 (53)	1.66 3.17 4.41 6.00	161.33	Sp1: 105.61 (49) Avg.: 96.80					
56	49	HILD Ellen	GER	Int1: 29.67 (53) Int2: 53.46 (53) Int3: 1:19.87 (58) Fin: 1:49.69 (56)	I1-I2: 23.79 (49) I2-I3: 26.41 (59) I3-Fin: 29.82 (53)	1.84 2.80 4.57 6.16	165.39	Sp1: 106.75 (43) Avg.: 96.65					
57	60	RUIZ CASTILLO Carolina	SPA	Int1: 29.30 (40) Int2: 53.04 (46) Int3: 1:18.95 (50) Fin: 1:49.92 (57)	I1-I2: 23.74 (48) I2-I3: 25.91 (53) I3-Fin: 30.97 (59)	1.47 2.38 3.65 6.39	171.20	Sp1: 104.94 (52) Avg.: 96.45					
58	42	OWENS Jenny	AUS	Int1: 30.04 (59) Int2: 53.99 (58) Int3: 1:19.80 (57) Fin: 1:50.07 (58)	I1-I2: 23.95 (51) I2-I3: 25.81 (49) I3-Fin: 30.27 (58)	2.21 3.33 4.50 6.54	174.98	Sp1: 103.40 (57) Avg.: 96.32					
59	63	ZAHROBSKA Sarka	CZE	Int1: 29.82 (57) Int2: 54.25 (59) Int3: 1:20.46 (59) Fin: 1:50.43 (59)	I1-I2: 24.43 (58) I2-I3: 26.21 (57) I3-Fin: 29.97 (56)	1.99 3.59 5.16 6.90	184.01	Sp1: 109.35 (21) Avg.: 96.01					

LEGEND							
Pos	Intermediate or Speed Position	Dist(m)	Distance behind the first	Int2:	Intermediate 2	Sp1:	Speed Trap 1
Avg.	Average Speed for the race	Int1:	Intermediate 1	Int3:	Intermediate 3	Fin:	Finish



AUDI FIS SKI WORLD CUP
3rd LADIES DOWNHILL
PERFORMANCE ANALYSIS 2



Number of Competitors: 65

Bib	Name	Nation	Positions			Partials			Difference		Speed		
			Pos.	Time	Rank	Pos.	Time	Rank	Time	Dist(m)	Pos.	km/h	Rank
1	SCHNEIDER Tanja	AUT	Int1: 28.39 (25)			I1-I2: 23.53 (37)			0.56		Sp1: 106.98 (42)		
			Int2: 51.92 (29)			I2-I3: 25.21 (28)			1.26				
			Int3: 1:17.13 (29)			I3-Fin: 28.99 (21)			1.83				
			Fin: 1:46.12 (28)						2.59	71.88	Avg.: 99.91		
2	BERTHOD Sylviane	SUI	Int1: 28.25 (15)			I1-I2: 22.98 (13)			0.42		Sp1: 110.08 (13)		
			Int2: 51.23 (11)			I2-I3: 24.77 (10)			0.57				
			Int3: 1:16.00 (10)			I3-Fin: 28.79 (15)			0.70				
			Fin: 1:44.79 (11)						1.26	35.41	Avg.: 101.17		
3	MUELLER Tamara	SUI	Int1: 28.35 (23)			I1-I2: 23.17 (22)			0.52		Sp1: 113.10 (3)		
			Int2: 51.52 (18)			I2-I3: 24.59 (3)			0.86				
			Int3: 1:16.11 (12)			I3-Fin:			0.81				
			Fin: DNF								Avg.:		
4	SCHILD Martina	SUI	Int1: 28.16 (14)			I1-I2: 23.33 (28)			0.33		Sp1: 109.84 (17)		
			Int2: 51.49 (16)			I2-I3: 24.79 (14)			0.83				
			Int3: 1:16.28 (16)			I3-Fin: 28.62 (7)			0.98				
			Fin: 1:44.90 (13)						1.37	38.46	Avg.: 101.07		
5	PUTZER Karen	ITA	Int1: 28.07 (8)			I1-I2: 22.59 (3)			0.24		Sp1: 111.57 (5)		
			Int2: 50.66 (1)			I2-I3: 24.77 (10)			0.00				
			Int3: 1:15.43 (3)			I3-Fin: 29.23 (36)			0.13				
			Fin: 1:44.66 (10)						1.13	31.80	Avg.: 101.30		
6	LINDELL-VIKARBY Jessica	SWE	Int1: 28.07 (8)			I1-I2: 22.96 (11)			0.24		Sp1: 112.59 (4)		
			Int2: 51.03 (7)			I2-I3: 24.61 (5)			0.37				
			Int3: 1:15.64 (5)			I3-Fin: 28.75 (14)			0.34				
			Fin: 1:44.39 (4)						0.86	24.26	Avg.: 101.56		
7	RECCHIA Lucia	ITA	Int1: 28.03 (6)			I1-I2: 23.57 (40)			0.20		Sp1: 110.08 (13)		
			Int2: 51.60 (23)			I2-I3: 24.97 (19)			0.94				
			Int3: 1:16.57 (22)			I3-Fin: 28.93 (17)			1.27				
			Fin: 1:45.50 (19)						1.97	54.99	Avg.: 100.49		
8	HARGIN Janette	SWE	Int1: 28.12 (11)			I1-I2: 23.69 (45)			0.29		Sp1: 108.15 (31)		
			Int2: 51.81 (28)			I2-I3: 24.97 (19)			1.15				
			Int3: 1:16.78 (27)			I3-Fin: 28.79 (15)			1.48				
			Fin: 1:45.57 (23)						2.04	56.91	Avg.: 100.43		
9	CLARK Kirsten L	USA	Int1: 28.14 (12)			I1-I2: 22.58 (2)			0.31		Sp1: 110.82 (10)		
			Int2: 50.72 (3)			I2-I3: 24.72 (7)			0.06				
			Int3: 1:15.44 (4)			I3-Fin: 28.94 (19)			0.14				
			Fin: 1:44.38 (3)						0.85	23.98	Avg.: 101.57		
10	HUBER Isabelle	GER	Int1: 28.33 (21)			I1-I2: 23.25 (26)			0.50		Sp1: 109.84 (17)		
			Int2: 51.58 (21)			I2-I3: 24.97 (19)			0.92				
			Int3: 1:16.55 (21)			I3-Fin: 28.99 (21)			1.25				
			Fin: 1:45.54 (21)						2.01	56.09	Avg.: 100.45		



AUDI FIS SKI WORLD CUP
3rd LADIES DOWNHILL
PERFORMANCE ANALYSIS 2



Number of Competitors: 65

Bib	Name	Nation	Positions			Partials			Difference		Speed		
			Pos.	Time	Rank	Pos.	Time	Rank	Time	Dist(m)	Pos.	km/h	Rank
11	MEISSNITZER Alexandra	AUT	Int1: 28.27 (16)	Int2: 51.69 (25)	Int3: 1:16.72 (26)	Fin: 1:45.91 (27)	11-12: 23.42 (32)	12-13: 25.03 (23)	13-Fin: 29.19 (35)	0.44 1.03 1.42 2.38	66.18	Sp1: 108.87 (27)	Avg.: 100.10
12	REY BELLET Corinne	SUI	Int1: 28.34 (22)	Int2: 51.66 (24)	Int3: 1:16.44 (19)	Fin: 1:45.45 (18)	11-12: 23.32 (27)	12-13: 24.78 (12)	13-Fin: 29.01 (23)	0.51 1.00 1.14 1.92	53.62	Sp1: 110.08 (13)	Avg.: 100.54
13	LALIVE Caroline	USA	Int1: 28.35 (23)	Int2: 50.82 (5)	Int3: 1:16.11 (12)	Fin: 1:45.51 (20)	11-12: 22.47 (1)	12-13: 25.29 (35)	13-Fin: 29.40 (41)	0.52 0.16 0.81 1.98	55.27	Sp1: 102.54 (61)	Avg.: 100.48
14	DUMERMUTH Monika	SUI	Int1: 27.93 (4)	Int2: 51.13 (9)	Int3: 1:16.39 (18)	Fin: 1:45.54 (21)	11-12: 23.20 (24)	12-13: 25.26 (32)	13-Fin: 29.15 (31)	0.10 0.47 1.09 2.01	56.09	Sp1: 106.52 (46)	Avg.: 100.45
15	ERTL Martina	GER	Int1: 28.44 (26)	Int2: 51.55 (20)	Int3: 1:16.53 (20)	Fin: 1:45.66 (25)	11-12: 23.11 (20)	12-13: 24.98 (22)	13-Fin: 29.13 (29)	0.61 0.89 1.23 2.13	59.37	Sp1: 109.35 (22)	Avg.: 100.34
16	DORFMEISTER Michaela	AUT	Int1: 28.07 (8)	Int2: 50.77 (4)	Int3: 1:15.30 (1)	Fin: 1:43.53 (1)	11-12: 22.70 (4)	12-13: 24.53 (2)	13-Fin: 28.23 (1)	0.24 0.11 0.00 0.00	0.00	Sp1: 110.33 (12)	Avg.: 102.41
17	IMLIG Corinne	SUI	Int1: 28.30 (19)	Int2: 51.74 (27)	Int3: 1:16.60 (23)	Fin: 1:44.92 (14)	11-12: 23.44 (33)	12-13: 24.86 (16)	13-Fin: 28.32 (2)	0.47 1.08 1.30 1.39	39.02	Sp1: 107.45 (37)	Avg.: 101.05
18	RIESCH Maria	GER	Int1: 27.90 (2)	Int2: 51.40 (13)	Int3: 1:16.29 (17)	Fin: 1:44.99 (15)	11-12: 23.50 (36)	12-13: 24.89 (17)	13-Fin: 28.70 (11)	0.07 0.74 0.99 1.46	40.95	Sp1: 111.32 (6)	Avg.: 100.98
19	HAEUSL Regina	GER	Int1: 27.83 (1)	Int2: 51.31 (12)	Int3: 1:16.10 (11)	Fin: 1:44.63 (8)	11-12: 23.48 (34)	12-13: 24.79 (14)	13-Fin: 28.53 (4)	0.00 0.65 0.80 1.10	30.96	Sp1: 109.59 (19)	Avg.: 101.33
20	MENDES Jonna	USA	Int1: 27.93 (4)	Int2: 51.53 (19)	Int3: 1:16.70 (25)	Fin: 1:45.33 (17)	11-12: 23.60 (41)	12-13: 25.17 (26)	13-Fin: 28.63 (8)	0.10 0.87 1.40 1.80	50.33	Sp1: 109.11 (24)	Avg.: 100.66
21	OBERMOSER Brigitte	AUT	Int1: 27.91 (3)	Int2: 50.68 (2)	Int3: 1:15.33 (2)	Fin: 1:43.99 (2)	11-12: 22.77 (7)	12-13: 24.65 (6)	13-Fin: 28.66 (10)	0.08 0.02 0.03 0.46	13.03	Sp1: 110.82 (10)	Avg.: 101.95
22	STYGER Nadia	SUI	Int1: 28.32 (20)	Int2: 52.02 (30)	Int3: 1:17.38 (30)	Fin: 1:45.85 (26)	11-12: 23.70 (46)	12-13: 25.36 (37)	13-Fin: 28.47 (3)	0.49 1.36 2.08 2.32	64.55	Sp1: 107.68 (34)	Avg.: 100.16
23	CECCARELLI Daniela	ITA	Int1: 28.15 (13)	Int2: 51.14 (10)	Int3: 1:15.90 (8)	Fin: 1:44.63 (8)	11-12: 22.99 (14)	12-13: 24.76 (8)	13-Fin: 28.73 (13)	0.32 0.48 0.60 1.10	30.96	Sp1: 109.59 (19)	Avg.: 101.33



AUDI FIS SKI WORLD CUP
3rd LADIES DOWNHILL
PERFORMANCE ANALYSIS 2



Number of Competitors: 65

Bib	Name	Nation	Positions			Partials			Difference		Speed		
			Pos.	Time	Rank	Pos.	Time	Rank	Time	Dist(m)	Pos.	km/h	Rank
24	BORGHI Catherine	SUI	Int1: 28.03 (6)	Int2: 50.97 (6)	Int3: 1:15.73 (6)	Fin: 1:44.44 (5)	11-12: 22.94 (10)	12-13: 24.76 (8)	13-Fin: 28.71 (12)	0.20 0.31 0.43 0.91	25.66	Sp1: 111.07 (7)	Avg.: 101.51
25	WILHELM Kathrin	AUT	Int1: 28.29 (18)	Int2: 51.47 (15)	Int3: 1:16.62 (24)	Fin: 1:45.63 (24)	11-12: 23.18 (23)	12-13: 25.15 (25)	13-Fin: 29.01 (23)	0.46 0.81 1.32 2.10	58.55	Sp1: 107.45 (37)	Avg.: 100.37
26	JACQUEMOD Ingrid	FRA	Int1: 28.59 (28)	Int2: 51.70 (26)	Int3: 1:16.95 (28)	Fin: 1:46.33 (29)	11-12: 23.11 (20)	12-13: 25.25 (30)	13-Fin: 29.38 (39)	0.76 1.04 1.65 2.80	77.55	Sp1: 108.63 (29)	Avg.: 99.71
27	GOETSCHL Renate	AUT	Int1: 28.66 (30)	Int2: 51.46 (14)	Int3: 1:16.24 (15)	Fin: 1:44.85 (12)	11-12: 22.80 (8)	12-13: 24.78 (12)	13-Fin: 28.61 (6)	0.83 0.80 0.94 1.32	37.08	Sp1: 113.62 (2)	Avg.: 101.12
28	TURGEON Melanie	CAN	Int1: 28.28 (17)	Int2: 51.04 (8)	Int3: 1:15.96 (9)	Fin: 1:44.53 (6)	11-12: 22.76 (6)	12-13: 24.92 (18)	13-Fin: 28.57 (5)	0.45 0.38 0.66 1.00	28.17	Sp1: 114.94 (1)	Avg.: 101.43
29	KOSTELIC Janica	CRO	Int1: 28.50 (27)	Int2: 51.50 (17)	Int3: 1:15.89 (7)	Fin: 1:44.53 (6)	11-12: 23.00 (15)	12-13: 24.39 (1)	13-Fin: 28.64 (9)	0.67 0.84 0.59 1.00	28.17	Sp1: 111.07 (7)	Avg.: 101.43
30	MONTILLET Carole	FRA	Int1: 28.62 (29)	Int2: 51.58 (21)	Int3: 1:16.17 (14)	Fin: 1:45.26 (16)	11-12: 22.96 (11)	12-13: 24.59 (3)	13-Fin: 29.09 (27)	0.79 0.92 0.87 1.73	48.40	Sp1: 110.08 (13)	Avg.: 100.72
31	GERG Hilde	GER	Int1: 29.68 (58)	Int2: 53.86 (58)	Int3: 1:19.36 (55)	Fin: 1:48.87 (52)	11-12: 24.18 (57)	12-13: 25.50 (42)	13-Fin: 29.51 (43)	1.85 3.20 4.06 5.34	144.45	Sp1: 108.63 (29)	Avg.: 97.38
32	HEREGGER Selina	AUT	Int1: 29.54 (53)	Int2: 53.25 (50)	Int3: 1:18.79 (45)	Fin: 1:48.42 (45)	11-12: 23.71 (47)	12-13: 25.54 (44)	13-Fin: 29.63 (47)	1.71 2.59 3.49 4.89	132.83	Sp1: 108.15 (31)	Avg.: 97.79
33	HALTMAYR Petra	GER	Int1: 29.36 (45)	Int2: 53.35 (52)	Int3: 1:18.94 (49)	Fin: 1:48.47 (46)	11-12: 23.99 (53)	12-13: 25.59 (45)	13-Fin: 29.53 (45)	1.53 2.69 3.64 4.94	134.12	Sp1: 104.49 (54)	Avg.: 97.74
34	RUMPFHUBER Ingrid	AUT	Int1: 29.47 (50)	Int2: 52.88 (39)	Int3: 1:18.13 (38)	Fin: 1:47.31 (37)	11-12: 23.41 (31)	12-13: 25.25 (30)	13-Fin: 29.18 (34)	1.64 2.22 2.83 3.78	103.74	Sp1: 105.39 (52)	Avg.: 98.80
35	SUHADOLC Mojca	SLO	Int1: 29.97 (62)	Int2: 53.00 (45)	Int3: 1:18.38 (42)	Fin: 1:47.49 (38)	11-12: 23.03 (16)	12-13: 25.38 (38)	13-Fin: 29.11 (28)	2.14 2.34 3.08 3.96	108.50	Sp1: 106.52 (46)	Avg.: 98.63
36	MANCUSO Julia	USA	Int1: 29.52 (52)	Int2: 52.91 (41)	Int3: 1:18.19 (39)	Fin: 1:47.12 (34)	11-12: 23.39 (29)	12-13: 25.28 (34)	13-Fin: 28.93 (17)	1.69 2.25 2.89 3.59	98.70	Sp1: 104.05 (55)	Avg.: 98.97



AUDI FIS SKI WORLD CUP
3rd LADIES DOWNHILL
PERFORMANCE ANALYSIS 2



Number of Competitors: 65

Bib	Name	Nation	Positions			Partials			Difference		Speed	
			Pos.	Time	Rank	Pos.	Time	Rank	Time	Dist(m)	Pos.	km/h
37	TAGLIABUE Elena	ITA	Int1: 29.66 (56)			11-12: 22.74 (5)			1.83		Sp1: 111.07 (7)	
			Int2: 52.40 (35)			12-13: 25.46 (41)			1.74			
			Int3: 1:17.86 (36)			13-Fin: 29.03 (25)			2.56			
			Fin: 1:46.89 (33)						3.36	92.57	Avg.: 99.19	
38	BRAUNER Sibylle	GER	Int1:			11-12:					Sp1:	
			Int2:			12-13:						
			Int3:			13-Fin:						
			Fin: DNS								Avg.:	
39	SPONRING Christine	AUT	Int1: 29.00 (34)			11-12: 23.21 (25)			1.17		Sp1: 105.61 (50)	
			Int2: 52.21 (32)			12-13: 25.52 (43)			1.55			
			Int3: 1:17.73 (34)			13-Fin: 28.94 (19)			2.43			
			Fin: 1:46.67 (31)						3.14	86.69	Avg.: 99.39	
40	POWERS Alison	USA	Int1: 28.94 (32)			11-12: 23.99 (53)			1.11		Sp1: 107.68 (34)	
			Int2: 52.93 (43)			12-13: 25.18 (27)			2.27			
			Int3: 1:18.11 (37)			13-Fin: 29.77 (51)			2.81			
			Fin: 1:47.88 (41)						4.35	118.75	Avg.: 98.28	
41	BLASER Karin	AUT	Int1: 29.32 (44)			11-12: 22.93 (9)			1.49		Sp1: 106.29 (49)	
			Int2: 52.25 (33)			12-13: 25.26 (32)			1.59			
			Int3: 1:17.51 (32)			13-Fin: 29.65 (48)			2.21			
			Fin: 1:47.16 (35)						3.63	99.76	Avg.: 98.94	
42	OWENS Jenny	AUS	Int1: 30.04 (63)			11-12: 23.95 (52)			2.21		Sp1: 103.40 (59)	
			Int2: 53.99 (59)			12-13: 25.81 (50)			3.33			
			Int3: 1:19.80 (58)			13-Fin: 30.27 (58)			4.50			
			Fin: 1:50.07 (58)						6.54	174.98	Avg.: 96.32	
43	MONAHAN Kathleen	USA	Int1: 29.60 (55)			11-12: 23.40 (30)			1.77		Sp1: 108.15 (31)	
			Int2: 53.00 (45)			12-13: 25.24 (29)			2.34			
			Int3: 1:18.24 (40)			13-Fin: 29.67 (50)			2.94			
			Fin: 1:47.91 (42)						4.38	119.54	Avg.: 98.25	
44	BRACUN Spela	SLO	Int1: 29.56 (54)			11-12: 23.63 (43)			1.73		Sp1: 107.68 (34)	
			Int2: 53.19 (49)			12-13: 25.70 (48)			2.53			
			Int3: 1:18.89 (46)			13-Fin: 29.61 (46)			3.59			
			Fin: 1:48.50 (47)						4.97	134.90	Avg.: 97.71	
45	WIRTH Katja	AUT	Int1: 29.27 (41)			11-12: 23.04 (18)			1.44		Sp1: 109.11 (24)	
			Int2: 52.31 (34)			12-13: 25.29 (35)			1.65			
			Int3: 1:17.60 (33)			13-Fin: 29.27 (37)			2.30			
			Fin: 1:46.87 (32)						3.34	92.04	Avg.: 99.20	
46	ALPIGER Ella	SUI	Int1: 29.00 (34)			11-12: 23.03 (16)			1.17		Sp1: 109.59 (19)	
			Int2: 52.03 (31)			12-13: 25.39 (39)			1.37			
			Int3: 1:17.42 (31)			13-Fin: 29.15 (31)			2.12			
			Fin: 1:46.57 (30)						3.04	84.01	Avg.: 99.48	
47	MAJ Chiara	ITA	Int1: 29.15 (38)			11-12: 23.53 (37)			1.32		Sp1: 107.21 (40)	
			Int2: 52.68 (37)			12-13: 25.72 (49)			2.02			
			Int3: 1:18.40 (43)			13-Fin: 29.38 (39)			3.10			
			Fin: 1:47.78 (40)						4.25	116.13	Avg.: 98.37	
48	MEILLEUR Karine	FRA	Int1: 29.44 (49)			11-12: 23.48 (34)			1.61		Sp1: 108.87 (27)	
			Int2: 52.92 (42)			12-13: 25.98 (56)			2.26			
			Int3: 1:18.90 (47)			13-Fin: 29.78 (52)			3.60			
			Fin: 1:48.68 (51)						5.15	139.55	Avg.: 97.55	
49	HILD Ellen	GER	Int1: 29.67 (57)			11-12: 23.79 (50)			1.84		Sp1: 106.75 (44)	
			Int2: 53.46 (54)			12-13: 26.41 (61)			2.80			
			Int3: 1:19.87 (59)			13-Fin: 29.82 (53)			4.57			
			Fin: 1:49.69 (56)						6.16	165.39	Avg.: 96.65	



AUDI FIS SKI WORLD CUP
3rd LADIES DOWNHILL
PERFORMANCE ANALYSIS 2



Number of Competitors: 65

Bib	Name	Nation	Positions			Partials			Difference		Speed	
			Pos.	Time	Rank	Pos.	Time	Rank	Time	Dist(m)	Pos.	km/h
50	DEPOMMIER Emilie	FRA	Int1:	28.74	(31)	I1-I2:			0.91		Sp1:	
			Int2:			I2-I3:						
			Int3:			I3-Fin:					Avg.:	
			Fin:	DNF								
51	COLETTI Alexandra	ITA	Int1:			I1-I2:					Sp1:	
			Int2:			I2-I3:						
			Int3:			I3-Fin:					Avg.:	
			Fin:	DNS								
52	GRAUVOGL Alexandra	GER	Int1:	29.37	(46)	I1-I2:			1.54		Sp1:	
			Int2:			I2-I3:						
			Int3:			I3-Fin:					Avg.:	
			Fin:	DNF								
53	PIEREN Tanja	SUI	Int1:	29.27	(41)	I1-I2:	23.71	(47)	1.44		Sp1:	104.05 (55)
			Int2:	52.98	(44)	I2-I3:	25.39	(39)	2.32			
			Int3:	1:18.37	(41)	I3-Fin:	29.17	(33)	3.07		Avg.:	98.59
			Fin:	1:47.54	(39)				4.01	109.81		
54	SIMARD Genevieve	CAN	Int1:	28.98	(33)	I1-I2:	23.90	(51)	1.15		Sp1:	103.18 (60)
			Int2:	52.88	(39)	I2-I3:	26.35	(60)	2.22			
			Int3:	1:19.23	(53)	I3-Fin:	29.36	(38)	3.93		Avg.:	97.63
			Fin:	1:48.59	(50)				5.06	137.23		
55	VANDERBEEK Kelly	CAN	Int1:	29.00	(34)	I1-I2:	24.56	(60)	1.17		Sp1:	109.11 (24)
			Int2:	53.56	(55)	I2-I3:	25.62	(46)	2.90			
			Int3:	1:19.18	(52)	I3-Fin:	29.13	(29)	3.88		Avg.:	97.89
			Fin:	1:48.31	(43)				4.78	129.97		
56	GIVELET Anne-Laure	FRA	Int1:	29.49	(51)	I1-I2:	24.34	(58)	1.66		Sp1:	105.61 (50)
			Int2:	53.83	(57)	I2-I3:	25.88	(52)	3.17			
			Int3:	1:19.71	(57)	I3-Fin:	29.82	(53)	4.41		Avg.:	96.80
			Fin:	1:49.53	(55)				6.00	161.33		
57	OESTER Marlies	SUI	Int1:	29.39	(47)	I1-I2:	24.17	(56)	1.56		Sp1:	106.75 (44)
			Int2:	53.56	(55)	I2-I3:	25.98	(56)	2.90			
			Int3:	1:19.54	(56)	I3-Fin:	29.52	(44)	4.24		Avg.:	97.21
			Fin:	1:49.06	(54)				5.53	149.33		
58	DABIC Lea	SLO	Int1:	29.21	(40)	I1-I2:	24.05	(55)	1.38		Sp1:	106.52 (46)
			Int2:	53.26	(51)	I2-I3:	25.68	(47)	2.60			
			Int3:	1:18.94	(49)	I3-Fin:	30.01	(57)	3.64		Avg.:	97.31
			Fin:	1:48.95	(53)				5.42	146.51		
59	LUDLOW Libby	USA	Int1:	29.69	(59)	I1-I2:	23.10	(19)	1.86		Sp1:	107.45 (37)
			Int2:	52.79	(38)	I2-I3:	25.03	(23)	2.13			
			Int3:	1:17.82	(35)	I3-Fin:	29.48	(42)	2.52		Avg.:	98.81
			Fin:	1:47.30	(36)				3.77	103.47		
60	RUIZ CASTILLO Carolina	SPA	Int1:	29.30	(43)	I1-I2:	23.74	(49)	1.47		Sp1:	104.94 (53)
			Int2:	53.04	(47)	I2-I3:	25.91	(55)	2.38			
			Int3:	1:18.95	(51)	I3-Fin:	30.97	(59)	3.65		Avg.:	96.45
			Fin:	1:49.92	(57)				6.39	171.20		
61	MOELGG Manuela	ITA	Int1:	29.42	(48)	I1-I2:	23.62	(42)	1.59		Sp1:	103.84 (57)
			Int2:	53.04	(47)	I2-I3:	25.86	(51)	2.38			
			Int3:	1:18.90	(47)	I3-Fin:	29.66	(49)	3.60		Avg.:	97.66
			Fin:	1:48.56	(48)				5.03	136.45		
62	KRISTJANSOTTIR Dagny I.	ISL	Int1:	29.71	(60)	I1-I2:	23.67	(44)	1.88		Sp1:	107.21 (40)
			Int2:	53.38	(53)	I2-I3:	25.90	(54)	2.72			
			Int3:	1:19.28	(54)	I3-Fin:	29.07	(26)	3.98		Avg.:	97.85
			Fin:	1:48.35	(44)				4.82	131.01		



AUDI FIS SKI WORLD CUP
3rd LADIES DOWNHILL
PERFORMANCE ANALYSIS 2



Number of Competitors: 65

Bib	Name	Nation	Positions			Partials			Difference		Speed		
			Pos.	Time	Rank	Pos.	Time	Rank	Time	Dist(m)	Pos.	km/h	Rank
63	ZAHROBSKA Sarka	CZE	Int1:	29.82	(61)	11-12:	24.43	(59)	1.99		Sp1:	109.35	(22)
			Int2:	54.25	(61)	12-13:	26.21	(59)	3.59				
			Int3:	1:20.46	(61)	13-Fin:	29.97	(56)	5.16				
			Fin:	1:50.43	(59)				6.90	184.01	Avg.:	96.01	
64	SCHILD Marlies	AUT	Int1:	29.07	(37)	11-12:	23.56	(39)	1.24		Sp1:	106.98	(42)
			Int2:	52.63	(36)	12-13:	26.00	(58)	1.97				
			Int3:	1:18.63	(44)	13-Fin:	29.95	(55)	3.33				
			Fin:	1:48.58	(49)				5.05	136.97	Avg.:	97.64	
65	STAFFENOVA Jana	SVK	Int1:	29.20	(39)	11-12:	24.79	(61)	1.37		Sp1:	103.84	(57)
			Int2:	53.99	(59)	12-13:	25.88	(52)	3.33				
			Int3:	1:19.87	(59)	13-Fin:			4.57				
			Fin:	DNF							Avg.:		

LEGEND

Pos	Intermediate or Speed Position	Int1:	Intermediate 1	DNF	Did Not Finish	DNS	Did Not Start
Avg.	Average Speed for the race	Int2:	Intermediate 2	Sp1:	Speed Trap 1	Fin:	Finish
Dist(m)	Distance behind the first	Int3:	Intermediate 3				



AUDI FIS SKI WORLD CUP



AUDI FIS SKI WORLD CUP AFTER 3rd LADIES DOWNHILL DOWNHILL FIS WCSL LIST

Number of Competitors: 64				6 DEC 2002 Lake Louise (CAN)		7 DEC 2002 Lake Louise (CAN)		21 DEC 2002 Lenzerheide (SUI)			
Rank	FIS Code	Name	Nation	1	2	3	Base - X + Y = WCSL-DH				
1	55198	DORFMEISTER Michaela	AUT	22	50	100	498	166	172	504	
2	515098	REY BELLET Corinne	SUI	40	80	13	459	153	133	439	
3	295588	KOSTNER Isolde	ITA	-	-	-	648	216	-	432	
4	55069	GOETSCHL Renate	AUT	36	60	22	468	156	118	430	
5	205117	GERG Hilde	GER	100	-	-	462	154	100	408	
6	195374	MONTILLET Carole	FRA	80	100	15	280	93	195	382	
7	515409	BERTHOD Sylviane	SUI	12	40	24	382	127	76	331	
8	536138	CLARK Kirsten L	USA	60	45	60	175	58	165	282	
9	55261	OBERMOSER Brigitte	AUT	-	-	80	242	81	80	241	
10	55290	HEREGGER Selina	AUT	-	9	-	308	103	9	214	
11	195503	SUCHET Melanie	FRA	-	-	-	320	107	-	213	
12	536473	LALIVE Caroline	USA	50	-	11	172	57	61	176	
13	515348	BORGHI Catherine	SUI	11	13	45	159	53	69	175	
14	295136	CECCARELLI Daniela	ITA	-	-	32	201	67	32	166	
15	105546	TURGEON Melanie	CAN	-	18	40	155	52	58	161	
16	205392	HAEUSL Regina	GER	14	22	32	128	43	68	153	
17	505083	WIBERG Pernilla	SWE	-	-	-	226	75	-	151	
18	425077	MARKEN Ingeborg Helen	NOR	-	-	-	219	73	-	146	
19	536477	MENDES Jonna	USA	29	12	14	79	26	55	108	
20	195671	JACQUEMOD Ingrid	FRA	20	32	2	72	24	54	102	
21	565037	SUHADOLC Mojca	SLO	26	26	-	73	24	52	101	
22	385022	KOSTELIC Janica	CRO	13	29	40	15	5	82	92	
23	55052	SCHNEIDER Tanja	AUT	-	-	3	132	44	3	91	
23	535503	STREET Picabo	USA	-	-	-	136	45	-	91	
25	535505	GERETY Megan	USA	-	-	-	128	43	-	85	
26	295342	PUTZER Karen	ITA	16	22	26	19	6	64	77	
27	55075	SCHUSTER Stefanie	AUT	-	-	-	112	37	-	75	
28	295463	BASSIS Patrizia	ITA	9	-	-	97	32	9	74	
28	55212	MEISSNITZER Alexandra	AUT	45	16	4	13	4	65	74	
30	295533	RECCHIA Lucia	ITA	2	-	12	84	28	14	70	
31	205378	ERTL Martina	GER	32	14	6	17	6	52	63	
31	205820	HUBER Isabelle	GER	18	15	10	30	10	43	63	
33	205119	HALTMAYR Petra	GER	-	-	-	88	29	-	59	



AUDI FIS SKI WORLD CUP



AUDI FIS SKI WORLD CUP AFTER 3rd LADIES DOWNHILL DOWNHILL FIS WCSL LIST

Rank	FIS Code	Name	Nation	6 DEC 2002 Lake Louise (CAN)			7 DEC 2002 Lake Louise (CAN)			Base - X + Y = WCSL-DH
				1	2	3	1	2	3	
Number of Competitors: 64										
34	55588	RUMPFHUBER Ingrid	AUT	-	6	-	78	26	6	58
35	537545	MANCUSO Julia	USA	10	10	-	48	16	20	52
36	505632	LINDELL-VIKARBY Jessica	SWE	-	-	50	-	-	50	50
37	105997	BRYDON Emily	CAN	-	-	-	72	24	-	48
38	515403	MUELLER Tamara	SUI	5	36	-	3	1	41	43
39	55596	WILHELM Kathrin	AUT	26	8	7	-	-	41	41
40	206001	RIESCH Maria	GER	-	24	16	-	-	40	40
41	485062	ZELENSKAJA Warwara	RUS	-	-	-	56	19	-	37
42	105662	LEFRANCOIS Anne Marie	CAN	-	-	-	53	18	-	35
43	295800	TAGLIABUE Elena	ITA	-	-	-	51	17	-	34
44	55622	VIERTHALER Astrid	AUT	-	-	-	49	16	-	33
45	205043	BRAUNER Sibylle	GER	-	-	-	48	16	-	32
46	535529	MONAHAN Kathleen	USA	3	11	-	23	8	14	29
47	515496	IMLIG Corinne	SUI	7	-	18	4	1	25	28
48	195868	MEILLEUR Karine	FRA	15	7	-	5	2	22	25
49	515560	SCHILD Martina	SUI	-	-	20	2	1	20	21
50	505260	HARGIN Janette	SWE	-	-	8	16	5	8	19
51	565136	BRACUN Spela	SLO	-	4	-	20	7	4	17
52	515429	DUMERMUTH Monika	SUI	1	-	10	2	1	11	12
53	55383	BLASER Karin	AUT	9	2	-	-	-	11	11
53	536479	POWERS Alison	USA	-	-	-	17	6	-	11
55	537544	KILDOW Lindsey C.	USA	-	-	-	15	5	-	10
56	536884	LUDLOW Libby	USA	4	5	-	-	-	9	9
57	515170	STYGER Nadia	SUI	-	3	5	-	-	8	8
58	537446	MCCARTY Bryna	USA	6	-	-	-	-	6	6
59	295449	KLEON Barbara	ITA	-	-	-	7	2	-	5
60	45071	OWENS Jenny	AUS	-	-	-	4	1	-	3
60	55538	WIRTH Katja	AUT	-	1	-	3	1	1	3
62	515478	ALPIGER Ella	SUI	-	-	1	2	1	1	2
62	105859	BOUCHER Sara-Maude	CAN	-	-	-	3	1	-	2
64	55691	SPONRING Christine	AUT	-	-	-	2	1	-	1



AUDI FIS SKI WORLD CUP



AUDI FIS SKI WORLD CUP AFTER 3rd LADIES DOWNHILL DOWNHILL FIS WCSL LIST

Number of Competitors per Nation until 60th position

AUS : 1	AUT : 12	CAN : 3	CRO : 1	FRA : 4	GER : 7
ITA : 7	NOR : 1	RUS : 1	SLO : 2	SUI : 8	SWE : 3
USA : 11					

LEGEND

Base Last season WCSL points
X (Base / number of planned races in the current season) * number of completed races in the current season
Y WC points won in the current season
WCSL-DH World Cup Start List points for Downhill

21-12-2002 / Lenzerheide (SUI) / 6182

Page 3/3

www.fis-ski.com

Generation Date: SAT 21 DEC 2002


Time: 12:13 Swatch Internet Time: @509

Document: 60A 1.0





AUDI FIS SKI WORLD CUP




AUDI FIS SKI WORLD CUP AFTER 3rd LADIES DOWNHILL OVERALL FIS WCSL LIST

Number of Competitors: 146

Rank	FIS Code	Name	Nation	WCSL	DH	SL	GS	SG	K
1	55198	DORFMEISTER Michaela	AUT	1424	504 (1)	–	470 (2)	309 (3)	141 (3)
2	385022	KOSTELIC Janica	CRO	1243	92 (22)	476 (3)	260 (11)	235 (6)	180 (2)
3	55069	GOETSCHL Renate	AUT	1018	430 (4)	53 (32)	26 (41)	229 (9)	280 (1)
4	505483	PAERSON Anja	SWE	988	–	596 (1)	384 (3)	8 (48)	–
5	515268	NEF Sonja	SUI	924	–	315 (7)	609 (1)	–	–
6	205117	GERG Hilde	GER	860	408 (5)	–	35 (38)	367 (1)	50 (11)
7	195374	MONTILLET Carole	FRA	807	382 (6)	–	137 (16)	288 (5)	–
8	295342	PUTZER Karen	ITA	795	77 (26)	–	374 (4)	344 (2)	–
9	515098	REY BELLET Corinne	SUI	693	439 (2)	–	96 (24)	158 (12)	–
10	55212	MEISSNITZER Alexandra	AUT	639	74 (28)	–	311 (6)	234 (7)	20 (28)
11	205378	ERTL Martina	GER	617	63 (31)	229 (12)	58 (34)	207 (10)	60 (10)
12	536138	CLARK Kirsten L	USA	580	282 (8)	–	65 (29)	233 (8)	–
13	195249	PEQUEGNOT Laure	FRA	565	–	564 (2)	1 (67)	–	–
14	295588	KOSTNER Isolde	ITA	555	432 (3)	–	24 (43)	99 (14)	–
15	295136	CECCARELLI Daniela	ITA	547	166 (14)	–	9 (52)	302 (4)	70 (8)
16	185140	POUTIAINEN Tanja	FIN	538	–	321 (6)	217 (14)	–	–
17	55261	OBERMOSER Brigitte	AUT	528	241 (9)	–	119 (22)	86 (20)	82 (5)
18	535825	KOZNICK Kristina	USA	467	–	387 (4)	80 (28)	–	–
19	505084	NOWEN Ylva	SWE	446	–	265 (9)	181 (15)	–	–
20	515409	BERTHOD Sylviane	SUI	429	331 (7)	–	–	98 (15)	–
21	536473	LALIVE Caroline	USA	409	176 (12)	–	14 (48)	179 (11)	40 (17)
21	195377	PASCAL Christel	FRA	409	–	369 (5)	40 (36)	–	–
23	55290	HEREGGER Selina	AUT	378	214 (10)	–	60 (32)	20 (38)	84 (4)
24	536481	SCHLEPER Sarah	USA	374	–	242 (10)	132 (18)	–	–
25	425001	FLEMMEN Andrine	NOR	345	–	–	345 (5)	–	–
26	505187	OTTOSSON Anna	SWE	344	–	75 (26)	260 (11)	9 (47)	–
27	515370	OESTER Marlies	SUI	310	–	232 (11)	28 (40)	–	50 (11)
28	105741	FORSYTH Allison	CAN	300	–	21 (41)	279 (8)	–	–
29	505083	WIBERG Pernilla	SWE	282	151 (17)	–	3 (64)	83 (21)	45 (14)
30	425389	NILSEN Stina Hofgard	NOR	281	–	–	281 (7)	–	–
30	195503	SUCHET Melanie	FRA	281	213 (11)	–	10 (51)	58 (25)	–
32	565243	MAZE Tina	SLO	280	–	8 (53)	272 (9)	–	–
33	55690	HOSP Nicole	AUT	275	–	142 (18)	133 (17)	–	–
34	205636	BERGMANN Monika	GER	273	–	273 (8)	–	–	–
35	355002	HEEB–BATLINER Birgit	LIE	265	–	–	265 (10)	–	–
36	515348	BORCHI Catherine	SUI	264	175 (13)	–	–	10 (44)	79 (7)



AUDI FIS SKI WORLD CUP



AUDI FIS SKI WORLD CUP AFTER 3rd LADIES DOWNHILL OVERALL FIS WCSL LIST

Number of Competitors: 146

Rank	FIS Code	Name	Nation	WCSL	DH	SL	GS	SG	K
37	495065	RIENDA CONTRERAS M.	SPA	261	–	35 (37)	226 (13)	–	–
38	106056	SIMARD Genevieve	CAN	252	–	9 (48)	95 (25)	112 (13)	36 (20)
38	105546	TURGEON Melanie	CAN	252	161 (15)	–	–	91 (18)	–
40	55075	SCHUSTER Stefanie	AUT	238	75 (27)	–	6 (58)	91 (18)	66 (9)
41	55590	SCHILD Marlies	AUT	221	–	221 (13)	–	–	–
42	55052	SCHNEIDER Tanja	AUT	220	91 (23)	–	35 (38)	94 (16)	–
43	536477	MENDES Jonna	USA	202	108 (19)	–	–	94 (16)	–
44	55302	EGGER Sabine	AUT	200	–	200 (14)	–	–	–
45	205392	HAEUSL Regina	GER	184	153 (16)	–	–	31 (34)	–
45	205119	HALTMAYR Petra	GER	184	59 (33)	–	13 (49)	76 (23)	36 (20)
47	505260	HARGIN Janette	SWE	182	19 (50)	19 (42)	24 (43)	40 (32)	80 (6)
48	295435	GIUS Nicole	ITA	180	–	119 (20)	61 (31)	–	–
49	565037	SUHADOLC Mojca	SLO	179	101 (21)	–	–	78 (22)	–
50	425051	ROGNMO–BAKKE Trine	NOR	171	–	171 (15)	–	–	–
51	55313	ROHREGGER Eveline	AUT	170	–	–	120 (21)	50 (28)	–
52	515573	AUFDENBLATTEN Fraenzi	SUI	166	–	–	121 (20)	45 (30)	–
53	195671	JACQUEMOD Ingrid	FRA	164	102 (20)	–	–	62 (24)	–
54	425077	MARKEN Ingeborg Helen	NOR	148	146 (18)	–	–	2 (60)	–
54	195215	VIDAL Vanessa	FRA	148	–	148 (16)	–	–	–
56	55388	RAICH Carina	AUT	143	–	143 (17)	–	–	–
57	55539	BERGER Silvia	AUT	140	–	–	115 (23)	25 (36)	–
58	565109	DOVZAN Alenka	SLO	135	–	42 (35)	93 (26)	–	–
59	537545	MANCUSO Julia	USA	133	52 (35)	6 (56)	–	31 (34)	44 (16)
60	565097	PRETNAR Spela	SLO	132	–	115 (21)	17 (47)	–	–
61	515095	KUMMER Lilian	SUI	124	–	–	124 (19)	–	–
62	295463	BASSIS Patrizia	ITA	123	74 (28)	–	–	49 (29)	–
62	185058	RAITA Henna	FIN	123	–	123 (19)	–	–	–
64	295533	RECCHIA Lucia	ITA	122	70 (30)	–	–	52 (26)	–
65	205820	HUBER Isabelle	GER	119	63 (31)	–	–	10 (44)	46 (13)
65	55691	SPONRING Christine	AUT	119	1 (64)	110 (22)	8 (53)	–	–
67	105997	BRYDON Emily	CAN	117	48 (37)	–	–	40 (32)	29 (22)
68	106022	JANYK Britt	CAN	113	–	17 (44)	51 (35)	–	45 (14)
69	515092	GRUENENFELDER Corina	SUI	108	–	108 (23)	–	–	–
70	535505	GERETY Megan	USA	93	85 (25)	–	–	8 (48)	–
71	295738	BACHMANN Silke	ITA	92	–	9 (48)	83 (27)	–	–
71	205115	GERG Annemarie	GER	92	–	88 (24)	4 (61)	–	–



AUDI FIS SKI WORLD CUP




AUDI FIS SKI WORLD CUP AFTER 3rd LADIES DOWNHILL OVERALL FIS WCSL LIST

Number of Competitors: 146

Rank	FIS Code	Name	Nation	WCSL	DH	SL	GS	SG	K
73	535503	STREET Picabo	USA	91	91 (23)	–	–	–	–
74	425359	BERNTSEN Hedda	NOR	86	–	86 (25)	–	–	–
74	505632	LINDELL-VIKARBY Jessica	SWE	86	50 (36)	–	36 (37)	–	–
76	295800	TAGLIABUE Elena	ITA	82	34 (43)	–	–	24 (37)	24 (26)
76	485062	ZELENSKAJA Warwara	RUS	82	37 (41)	–	–	45 (30)	–
78	535529	MONAHAN Kathleen	USA	81	29 (46)	–	–	52 (26)	–
79	55588	RUMPFHUBER Ingrid	AUT	76	58 (34)	–	–	18 (39)	–
80	565004	BOKAL Natasa	SLO	71	–	71 (27)	–	–	–
81	295445	KARBON Denise	ITA	69	–	9 (48)	60 (32)	–	–
82	505271	EKMAN Susanne	SWE	68	–	68 (28)	–	–	–
82	295927	PLANATSCHER Maddalena	ITA	68	–	6 (56)	62 (30)	–	–
84	55622	VIERTHALER Astrid	AUT	67	33 (44)	–	–	5 (52)	29 (22)
85	705287	ZUZULOVA Veronika	SVK	62	–	62 (29)	–	–	–
86	537544	KILDOW Lindsey C.	USA	58	10 (55)	–	–	8 (48)	40 (17)
87	295559	BIAVASCHI Elisabetta	ITA	57	–	57 (30)	–	–	–
87	515403	MUELLER Tamara	SUI	57	43 (38)	–	–	14 (43)	–
87	206001	RIESCH Maria	GER	57	40 (40)	9 (48)	8 (53)	–	–
90	415069	RIEGLER Claudia	NZE	55	–	55 (31)	–	–	–
91	565207	DABIC Lea	SLO	52	–	52 (33)	–	–	–
92	55596	WILHELM Kathrin	AUT	46	41 (39)	–	–	5 (52)	–
93	155415	ZAHROBSKA Sarka	CZE	45	–	45 (34)	–	–	–
94	385027	FLEISS Nika	CRO	41	–	41 (36)	–	–	–
95	205043	BRAUNER Sibylle	GER	38	32 (45)	–	–	6 (51)	–
95	45053	JONES Alice	AUS	38	–	–	–	–	38 (19)
97	105662	LEFRANCOIS Anne Marie	CAN	35	35 (42)	–	–	–	–
97	195868	MEILLEUR Karine	FRA	35	25 (48)	–	–	10 (44)	–
99	305287	HIROI Noriyo	JPN	34	–	34 (38)	–	–	–
100	45002	STEGGALL Zali	AUS	33	–	33 (39)	–	–	–
101	55576	GOERGL Elisabeth	AUT	32	–	12 (46)	20 (46)	–	–
101	45071	OWENS Jenny	AUS	32	3 (60)	–	–	–	29 (22)
103	105859	BOUCHER Sara-Maude	CAN	31	2 (62)	–	–	3 (58)	26 (25)
104	515429	DUMERMUTH Monika	SUI	28	12 (52)	–	–	16 (41)	–
104	515496	IMLIG Corinne	SUI	28	28 (47)	–	–	–	–
106	105903	PRCHAL Anna	CAN	27	–	–	5 (60)	–	22 (27)
107	295807	VIERIN Sonia	ITA	25	–	–	25 (42)	–	–
108	536884	LUDLOW Libby	USA	24	9 (56)	–	–	15 (42)	–



AUDI FIS SKI WORLD CUP



AUDI FIS SKI WORLD CUP AFTER 3rd LADIES DOWNHILL OVERALL FIS WCSL LIST

Number of Competitors: 146

Rank	FIS Code	Name	Nation	WCSL	DH	SL	GS	SG	K
109	55759	KIRCHGASSER Michaela	AUT	22	-	22 (40)	-	-	-
109	195291	PELLAT-FINET Caroline	FRA	22	-	-	22 (45)	-	-
111	495318	RUIZ CASTILLO Carolina	SPA	21	-	-	4 (61)	17 (40)	-
111	515560	SCHILD Martina	SUI	21	21 (49)	-	-	-	-
113	225206	ALCOTT Chimene	GBR	18	-	-	-	-	18 (29)
113	55136	KOELLERER Karin	AUT	18	-	18 (43)	-	-	-
115	565136	BRACUN Spela	SLO	17	17 (51)	-	-	-	-
116	185118	KAEYHKOE Pia	FIN	15	-	-	-	-	15 (30)
116	355020	SCHAEDLER Tamara	LIE	15	-	-	-	-	15 (30)
118	295265	CERESA Annalisa	ITA	13	-	13 (45)	-	-	-
118	495107	GALINDO SANTOLARIA Ana	SPA	13	-	-	13 (49)	-	-
118	515170	STYGER Nadia	SUI	13	8 (57)	-	-	5 (52)	-
121	55383	BLASER Karin	AUT	11	11 (53)	-	-	-	-
121	225018	CARRICK-ANDERSON Emma	GBR	11	-	11 (47)	-	-	-
121	536479	POWERS Alison	USA	11	11 (53)	-	-	-	-
124	295449	KLEON Barbara	ITA	9	5 (59)	-	4 (61)	-	-
124	425458	VIKEN Line	NOR	9	-	9 (48)	-	-	-
126	515534	DICHT Erika	SUI	8	-	-	8 (53)	-	-
126	505396	HARGIN Christine	SWE	8	-	8 (53)	-	-	-
126	385032	JELUSIC Ana	CRO	8	-	-	8 (53)	-	-
126	195273	SEKINO Fujiko	FRA	8	-	-	8 (53)	-	-
126	55538	WIRTH Katja	AUT	8	3 (60)	-	-	5 (52)	-
131	296259	MOELGG Manuela	ITA	7	-	6 (56)	-	1 (62)	-
131	55359	TRUPPE Karin	AUT	7	-	7 (55)	-	-	-
133	155333	HRSTKOVA Lucie	CZE	6	-	-	6 (58)	-	-
133	205716	HUBER-BRANDT Marina	GER	6	-	6 (56)	-	-	-
133	537446	MCCARTY Bryna	USA	6	6 (58)	-	-	-	-
133	205736	WOLF Stefanie	GER	6	-	6 (56)	-	-	-
137	425022	FJELDAVLIE Merete	NOR	5	-	-	-	5 (52)	-
138	55544	KNOR Petra	AUT	4	-	4 (61)	-	-	-
138	515166	PIEREN Tanja	SUI	4	-	-	-	4 (57)	-
140	195193	DUVILLARD Kristina	FRA	3	-	-	3 (64)	-	-
140	195920	GIVELET Anne-Laure	FRA	3	-	-	-	3 (58)	-
140	296008	MERIGHETTI Daniela	ITA	3	-	3 (62)	-	-	-
143	485217	ALIEVA Olesja	RUS	2	-	-	2 (66)	-	-
143	515478	ALPIGER Ella	SUI	2	2 (62)	-	-	-	-



AUDI FIS SKI WORLD CUP



AUDI FIS SKI WORLD CUP AFTER 3rd LADIES DOWNHILL OVERALL FIS WCSL LIST

Number of Competitors: 146

Rank	FIS Code	Name	Nation	WCSL	DH	SL	GS	SG	K
143	55339	LECHNER Martina	AUT	2	-	-	-	2 (60)	-
143	155047	ZAKOURILOVA Petra	CZE	2	-	2 (63)	-	-	-

LEGEND

GS Giant Slalom points **SG** Super-G points **DH** Downhill points **WCSL** Overall points **SL** Slalom points
K Combined points

21-12-2002 / Lenzerheide (SUI) / 6182

Page 5/5

www.fis-ski.com

Generation Date: SAT 21 DEC 2002

Time: 12:13 Swatch Internet Time: @509

Document: 60B 1.0





AUDI FIS SKI WORLD CUP



AUDI FIS SKI WORLD CUP AFTER 3rd LADIES DOWNHILL DOWNHILL FIS WORLD CUP STANDINGS

Number of Competitors: 44

Rank	FIS Code	Name	Nation	6 DEC 2002 Lake Louise (CAN)			WC-DH Diff.
				1	2	3	
1	195374	MONTILLET Carole	FRA	80	100	15	195
2	55198	DORFMEISTER Michaela	AUT	22	50	100	172 - 23
3	536138	CLARK Kirsten L	USA	60	45	60	165 - 30
4	515098	REY BELLET Corinne	SUI	40	80	13	133 - 62
5	55069	GOETSCHL Renate	AUT	36	60	22	118 - 77
6	205117	GERG Hilde	GER	100	-	-	100 - 95
7	385022	KOSTELIC Janica	CRO	13	29	40	82 - 113
8	55261	OBERMOSER Brigitte	AUT	-	-	80	80 - 115
9	515409	BERTHOD Sylviane	SUI	12	40	24	76 - 119
10	515348	BORGHI Catherine	SUI	11	13	45	69 - 126
11	205392	HAEUSL Regina	GER	14	22	32	68 - 127
12	55212	MEISSNITZER Alexandra	AUT	45	16	4	65 - 130
13	295342	PUTZER Karen	ITA	16	22	26	64 - 131
14	536473	LALIVE Caroline	USA	50	-	11	61 - 134
15	105546	TURGEON Melanie	CAN	-	18	40	58 - 137
16	536477	MENDES Jonna	USA	29	12	14	55 - 140
17	195671	JACQUEMOD Ingrid	FRA	20	32	2	54 - 141
18	205378	ERTL Martina	GER	32	14	6	52 - 143
18	565037	SUHADOLC Mojca	SLO	26	26	-	52 - 143
20	505632	LINDELL-VIKARBY Jessica	SWE	-	-	50	50 - 145
21	205820	HUBER Isabelle	GER	18	15	10	43 - 152
22	515403	MUELLER Tamara	SUI	5	36	-	41 - 154
22	55596	WILHELM Kathrin	AUT	26	8	7	41 - 154
24	206001	RIESCH Maria	GER	-	24	16	40 - 155
25	295136	CECCARELLI Daniela	ITA	-	-	32	32 - 163
26	515496	IMLIG Corinne	SUI	7	-	18	25 - 170
27	195868	MEILLEUR Karine	FRA	15	7	-	22 - 173
28	537545	MANCUSO Julia	USA	10	10	-	20 - 175
28	515560	SCHILD Martina	SUI	-	-	20	20 - 175
30	535529	MONAHAN Kathleen	USA	3	11	-	14 - 181
30	295533	RECCHIA Lucia	ITA	2	-	12	14 - 181
32	55383	BLASER Karin	AUT	9	2	-	11 - 184
32	515429	DUMERMUTH Monika	SUI	1	-	10	11 - 184



AUDI FIS SKI WORLD CUP



AUDI FIS SKI WORLD CUP AFTER 3rd LADIES DOWNHILL DOWNHILL FIS WORLD CUP STANDINGS


Rank	FIS Code	Name	Nation	6 DEC 2002 Lake Louise (CAN)			WC-DH Diff.
				1	2	3	
Number of Competitors: 44				7 DEC 2002 Lake Louise (CAN)			
				21 DEC 2002 Lenzerheide (SUI)			
34	295463	BASSIS Patrizia	ITA	9	-	-	9 - 186
34	55290	HEREGGER Selina	AUT	-	9	-	9 - 186
34	536884	LUDLOW Libby	USA	4	5	-	9 - 186
37	505260	HARGIN Janette	SWE	-	-	8	8 - 187
37	515170	STYGER Nadia	SUI	-	3	5	8 - 187
39	537446	MCCARTY Bryna	USA	6	-	-	6 - 189
39	55588	RUMPFHUBER Ingrid	AUT	-	6	-	6 - 189
41	565136	BRACUN Spela	SLO	-	4	-	4 - 191
42	55052	SCHNEIDER Tanja	AUT	-	-	3	3 - 192
43	515478	ALPIGER Ella	SUI	-	-	1	1 - 194
43	55538	WIRTH Katja	AUT	-	1	-	1 - 194

LEGEND
WC-DH World Cup points for Downhill **Diff.** Points Difference
 21-12-2002 / Lenzerheide (SUI) / 6182





AUDI FIS SKI WORLD CUP




AUDI FIS SKI WORLD CUP AFTER 3rd LADIES DOWNHILL OVERALL FIS WORLD CUP STANDINGS

Number of Competitors: 105

Rank	FIS Code	Name	Nation	Points	DH	SL	GS	SG	K
					3 races	3 races	3 races	3 races	1 race
1	385022	KOSTELIC Janica	CRO	575	82 (7)	230 (1)	129 (5)	134 (5)	–
2	195374	MONTILLET Carole	FRA	416	195 (1)	–	43 (20)	178 (1)	–
3	55198	DORFMEISTER Michaela	AUT	402	172 (2)	–	89 (10)	141 (3)	–
4	295342	PUTZER Karen	ITA	369	64 (13)	–	129 (5)	176 (2)	–
5	536138	CLARK Kirsten L	USA	337	165 (3)	–	32 (26)	140 (4)	–
6	205378	ERTL Martina	GER	312	52 (18)	88 (9)	46 (17)	126 (7)	–
7	505483	PAERSON Anja	SWE	302	–	218 (2)	76 (12)	8 (36)	–
8	55690	HOSP Nicole	AUT	274	–	142 (4)	132 (4)	–	–
9	515268	NEF Sonja	SUI	249	–	84 (11)	165 (1)	–	–
10	55212	MEISSNITZER Alexandra	AUT	240	65 (12)	–	140 (2)	35 (20)	–
11	205117	GERG Hilde	GER	214	100 (6)	–	14 (32)	100 (8)	–
11	515098	REY BELLET Corinne	SUI	214	133 (4)	–	–	81 (9)	–
13	55069	GOETSCHL Renate	AUT	186	118 (5)	–	–	68 (10)	–
14	295136	CECCARELLI Daniela	ITA	171	32 (25)	–	9 (37)	130 (6)	–
15	195377	PASCAL Christel	FRA	164	–	151 (3)	13 (35)	–	–
16	185140	POUTIAINEN Tanja	FIN	157	–	110 (7)	47 (16)	–	–
17	55261	OBERMOSER Brigitte	AUT	146	80 (8)	–	46 (17)	20 (29)	–
18	536473	LALIVE Caroline	USA	143	61 (14)	–	14 (32)	68 (10)	–
19	355002	HEEB–BATLINER Birgit	LIE	136	–	–	136 (3)	–	–
20	505187	OTTOSSON Anna	SWE	132	–	37 (18)	86 (11)	9 (35)	–
21	55590	SCHILD Marlies	AUT	127	–	127 (5)	–	–	–
22	515409	BERTHOD Sylviane	SUI	126	76 (9)	–	–	50 (17)	–
23	55302	EGGER Sabine	AUT	122	–	122 (6)	–	–	–
24	536477	MENDES Jonna	USA	120	55 (16)	–	–	65 (12)	–
25	295435	GIUS Nicole	ITA	116	–	85 (10)	31 (28)	–	–
25	536481	SCHLEPER Sarah	USA	116	–	64 (12)	52 (14)	–	–
27	425001	FLEMMEN Andrine	NOR	111	–	–	111 (7)	–	–
28	565037	SUHADOLC Mojca	SLO	108	52 (18)	–	–	56 (14)	–
29	195671	JACQUEMOD Ingrid	FRA	106	54 (17)	–	–	52 (16)	–
29	495065	RIENDA CONTRERAS M.	SPA	106	–	7 (35)	99 (9)	–	–
31	565243	MAZE Tina	SLO	100	–	–	100 (8)	–	–
32	205392	HAEUSL Regina	GER	98	68 (11)	–	–	30 (23)	–
33	105546	TURGEON Melanie	CAN	95	58 (15)	–	–	37 (19)	–
34	195249	PEQUEGNOT Laure	FRA	91	–	90 (8)	1 (46)	–	–
35	515573	AUFDENBLATTEN Fraenzi	SUI	90	–	–	45 (19)	45 (18)	–
36	55539	BERGER Silvia	AUT	88	–	–	63 (13)	25 (24)	–



AUDI FIS SKI WORLD CUP



AUDI FIS SKI WORLD CUP AFTER 3rd LADIES DOWNHILL OVERALL FIS WORLD CUP STANDINGS

Number of Competitors: 105

Rank	FIS Code	Name	Nation	Points	DH	SL	GS	SG	K
					3 races	3 races	3 races	3 races	1 race
36	106056	SIMARD Genevieve	CAN	88	–	–	33 (25)	55 (15)	–
38	505632	LINDELL-VIKARBY Jessica	SWE	86	50 (20)	–	36 (23)	–	–
39	515348	BORGHI Catherine	SUI	76	69 (10)	–	–	7 (37)	–
40	515370	OESTER Marlies	SUI	65	–	49 (14)	16 (31)	–	–
41	55313	ROHREGGER Eveline	AUT	63	–	–	38 (22)	25 (24)	–
42	205636	BERGMANN Monika	GER	60	–	60 (13)	–	–	–
42	295588	KOSTNER Isolde	ITA	60	–	–	–	60 (13)	–
44	515403	MUELLER Tamara	SUI	54	41 (22)	–	–	13 (32)	–
45	205820	HUBER Isabelle	GER	53	43 (21)	–	–	10 (34)	–
46	537545	MANCUSO Julia	USA	51	20 (28)	6 (37)	–	25 (24)	–
47	425389	NILSEN Stina Hofgard	NOR	50	–	–	50 (15)	–	–
48	295533	RECCHIA Lucia	ITA	47	14 (30)	–	–	33 (21)	–
48	425051	ROGNMO-BAKKE Trine	NOR	47	–	47 (15)	–	–	–
50	55596	WILHELM Kathrin	AUT	46	41 (22)	–	–	5 (39)	–
51	205115	GERG Annemarie	GER	45	–	45 (16)	–	–	–
51	155415	ZAHROBSKA Sarka	CZE	45	–	45 (16)	–	–	–
53	105741	FORSYTH Allison	CAN	42	–	–	42 (21)	–	–
53	206001	RIESCH Maria	GER	42	40 (24)	2 (42)	–	–	–
55	106022	JANYK Britt	CAN	41	–	7 (35)	34 (24)	–	–
56	535529	MONAHAN Kathleen	USA	39	14 (30)	–	–	25 (24)	–
57	535825	KOZNICK Kristina	USA	38	–	24 (24)	14 (32)	–	–
58	505271	EKMAN Susanne	SWE	37	–	37 (18)	–	–	–
59	55388	RAICH Carina	AUT	35	–	35 (20)	–	–	–
60	105997	BRYDON Emily	CAN	32	–	–	–	32 (22)	–
60	565109	DOVZAN Alenka	SLO	32	–	–	32 (26)	–	–
60	55576	GOERGL Elisabeth	AUT	32	–	12 (30)	20 (29)	–	–
63	295463	BASSIS Patrizia	ITA	30	9 (34)	–	–	21 (28)	–
64	195868	MEILLEUR Karine	FRA	29	22 (27)	–	–	7 (37)	–
64	565097	PRETNAR Spela	SLO	29	–	27 (21)	2 (44)	–	–
66	515429	DUMERMUTH Monika	SUI	27	11 (32)	–	–	16 (30)	–
66	55691	SPONRING Christine	AUT	27	–	27 (21)	–	–	–
68	385027	FLEISS Nika	CRO	26	–	26 (23)	–	–	–
69	515496	IMLIG Corinne	SUI	25	25 (26)	–	–	–	–
70	536884	LUDLOW Libby	USA	24	9 (34)	–	–	15 (31)	–
71	565207	DABIC Lea	SLO	23	–	23 (25)	–	–	–
72	185058	RAITA Henna	FIN	22	–	22 (26)	–	–	–



AUDI FIS SKI WORLD CUP



AUDI FIS SKI WORLD CUP AFTER 3rd LADIES DOWNHILL OVERALL FIS WORLD CUP STANDINGS

Number of Competitors: 105

Rank	FIS Code	Name	Nation	Points	DH	SL	GS	SG	K
					3 races	3 races	3 races	3 races	1 race
72	55052	SCHNEIDER Tanja	AUT	22	3 (42)	–	6 (40)	13 (32)	–
74	415069	RIEGLER Claudia	NZE	21	–	21 (27)	–	–	–
75	515560	SCHILD Martina	SUI	20	20 (28)	–	–	–	–
76	295927	PLANATSCHER Maddalena	ITA	19	–	–	19 (30)	–	–
77	515092	GRUENENFELDER Corina	SUI	18	–	18 (28)	–	–	–
78	295265	CERESA Annalisa	ITA	13	–	13 (29)	–	–	–
78	295445	KARBON Denise	ITA	13	–	–	13 (35)	–	–
78	515170	STYGER Nadia	SUI	13	8 (37)	–	–	5 (39)	–
81	55290	HEREGGER Selina	AUT	12	9 (34)	–	–	3 (43)	–
82	425359	BERNTSEN Hedda	NOR	11	–	11 (31)	–	–	–
82	55383	BLASER Karin	AUT	11	11 (32)	–	–	–	–
84	565004	BOKAL Natasa	SLO	10	–	10 (32)	–	–	–
85	225018	CARRICK-ANDERSON Emma	GBR	9	–	9 (33)	–	–	–
86	515534	DICHT Erika	SUI	8	–	–	8 (38)	–	–
86	505260	HARGIN Janette	SWE	8	8 (37)	–	–	–	–
86	385032	JELUSIC Ana	CRO	8	–	–	8 (38)	–	–
86	195215	VIDAL Vanessa	FRA	8	–	8 (34)	–	–	–
90	296259	MOELGG Manuela	ITA	7	–	6 (37)	–	1 (46)	–
91	537446	MCCARTY Bryna	USA	6	6 (39)	–	–	–	–
91	55588	RUMPFHUBER Ingrid	AUT	6	6 (39)	–	–	–	–
91	55538	WIRTH Katja	AUT	6	1 (43)	–	–	5 (39)	–
94	295738	BACHMANN Silke	ITA	4	–	4 (39)	–	–	–
94	565136	BRACUN Spela	SLO	4	4 (41)	–	–	–	–
94	515166	PIEREN Tanja	SUI	4	–	–	–	4 (42)	–
94	495318	RUIZ CASTILLO Carolina	SPA	4	–	–	4 (41)	–	–
98	195193	DUVILLARD Kristina	FRA	3	–	–	3 (42)	–	–
98	495107	GALINDO SANTOLARIA Ana	SPA	3	–	–	3 (42)	–	–
98	195920	GIVELET Anne-Laure	FRA	3	–	–	–	3 (43)	–
98	296008	MERIGHETTI Daniela	ITA	3	–	3 (40)	–	–	–
98	295800	TAGLIABUE Elena	ITA	3	–	–	–	3 (43)	–
98	425458	VIKEN Line	NOR	3	–	3 (40)	–	–	–
104	485217	ALIEVA Olesja	RUS	2	–	–	2 (44)	–	–
105	515478	ALPIGER Ella	SUI	1	1 (43)	–	–	–	–

LEGEND

GS Giant Slalom points SG Super-G points DH Downhill points Points Overall points SL Slalom points
K Combined points

21-12-2002 / Lenzerheide (SUI) / 6182

Page 3/3

www.fis-ski.com

Generation Date: SAT 21 DEC 2002


Time: 12:13 Swatch Internet Time: @509

Document: 25 1.0





AUDI FIS SKI WORLD CUP



AUDI FIS SKI WORLD CUP AFTER 3rd LADIES DOWNHILL WOMEN FIS NATION CUP

Number of Nations: 18

Place	Nation	Points	Diff.	DH	SL	GS	SG	K
1	AUT Austria	1845		506	465	534	340	-
2	SUI Switzerland	990	- 855	384	151	234	221	-
3	USA United States of America	874	- 971	330	94	112	338	-
4	ITA Italy	855	- 990	119	111	201	424	-
5	GER Germany	824	- 1021	303	195	60	266	-
6	FRA France	820	- 1025	271	249	60	240	-
7	CRO Croatia	609	- 1236	82	256	137	134	-
8	SWE Sweden	565	- 1280	58	292	198	17	-
9	SLO Slovenia	306	- 1539	56	60	134	56	-
10	CAN Canada	298	- 1547	58	7	109	124	-
11	NOR Norway	222	- 1623	-	61	161	-	-
12	FIN Finland	179	- 1666	-	132	47	-	-
13	LIE Liechtenstein	136	- 1709	-	-	136	-	-
14	ESP Spain	113	- 1732	-	7	106	-	-
15	CZE Czech Republic	45	- 1800	-	45	-	-	-
16	NZL New Zealand	21	- 1824	-	21	-	-	-
17	GBR Great Britain	9	- 1836	-	9	-	-	-
18	RUS Russian Federation	2	- 1843	-	-	2	-	-



AUDI FIS SKI WORLD CUP



AUDI FIS SKI WORLD CUP AFTER 3rd LADIES DOWNHILL FIS OVERALL NATION CUP

Number of Nations: 19

Place	Nation	Overall			DH Points			SL Points			GS Points			SG Points			K Points		
		M+W	M	W	M+W	M	W	M+W	M	W	M+W	M	W	M+W	M	W	M+W	M	W
1	AUT	4644	2799	1845	1628	1122	506	887	422	465	1140	606	534	989	649	340	-	-	-
2	SUI	2346	1356	990	716	332	384	180	29	151	677	443	234	773	552	221	-	-	-
3	USA	1563	689	874	540	210	330	191	97	94	295	183	112	537	199	338	-	-	-
4	FRA	1544	724	820	429	158	271	458	209	249	344	284	60	313	73	240	-	-	-
5	ITA	1419	564	855	194	75	119	208	97	111	508	307	201	509	85	424	-	-	-
6	NOR	1102	880	222	195	195	-	321	260	61	279	118	161	307	307	-	-	-	-
7	GER	853	29	824	303	-	303	201	6	195	66	6	60	283	17	266	-	-	-
8	CRO	739	130	609	82	-	82	374	118	256	149	12	137	134	-	134	-	-	-
9	SWE	732	167	565	60	2	58	324	32	292	294	96	198	54	37	17	-	-	-
10	SLO	514	208	306	76	20	56	166	106	60	165	31	134	107	51	56	-	-	-
11	CAN	376	78	298	61	3	58	23	16	7	164	55	109	128	4	124	-	-	-
12	LIE	371	235	136	33	33	-	10	10	-	148	12	136	180	180	-	-	-	-
13	FIN	218	39	179	-	-	-	165	33	132	53	6	47	-	-	-	-	-	-
14	ESP	113	-	113	-	-	-	7	-	7	106	-	106	-	-	-	-	-	-
15	CZE	45	-	45	-	-	-	45	-	45	-	-	-	-	-	-	-	-	-
16	NZL	21	-	21	-	-	-	21	-	21	-	-	-	-	-	-	-	-	-
17	AUS	18	18	-	8	8	-	-	-	-	-	-	-	10	10	-	-	-	-
18	GBR	13	4	9	4	4	-	9	-	9	-	-	-	-	-	-	-	-	-
19	RUS	2	-	2	-	-	-	-	-	-	2	-	2	-	-	-	-	-	-