

Downhill WOMEN Combined LIST of COMPETITORS



Number of competitors: 31

(According to the 3rd F.I.S. point list)

code	surname, name	nation	FIS points
295588	KOSTNER, Isolde	ITA	1.61
536473	LALIVE, Caroline	USA	4.43
515348	BORGHI, Catherine	SUI	4.73
536477	MENDES, Jonna	USA	4.90
385022	KOSTELIC, Janica	CRO	5.20
295342	PUTZER, Karen	ITA	5.29
205378	ERTL, Martina	GER	5.87
205820	HUBER, Isabelle	GER	5.99
206001	RIESCH, Maria	GER	6.94
537545	MANCUSO, Julia	USA	8.46
505632	LINDELL-VIKARBY, Jessica	SWE	11.03
55691	SPONRING, Christine	AUT	11.29
505260	HARGIN, Janette	SWE	18.80
106402	VANDERBEEK, Kelly	CAN	20.98
55690	HOSP, Nicole	AUT	29.69
225206	ALCOTT, Chimene	GBR	32.63
495318	RUIZ CASTILLO, Carolina	SPA	33.28
105997	BRYDON, Emily	CAN	35.55
537772	STIEGLER, Resi	USA	40.31
155415	ZAHROBSKA, Sarka	CZE	44.79
515370	OESTER, Marlies	SUI	45.02
106056	SIMARD, Genevieve	CAN	48.14
255098	KRISTJANSDOTTIR, Dagny L.	ISL	51.83
35089	SIMARI BIRKNER, Macarena	ARG	52.71
515573	AUFDENBLATTEN, Fraenzi	SUI	54.48
35079	SIMARI BIRKNER, Maria Belen	ARG	58.81
55590	SCHILD, Marlies	AUT	63.07
705267	STAFFENOVA, Jana	SVK	72.19
565207	DABIC, Lea	SLO	77.41
425359	BERNTSEN, Hedda	NOR	83.28
45087	BRIGHT, Rowena	AUS	94.56

10 February 2003 / St. Moritz (SUI) / 6203

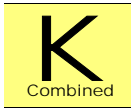
Page 1 of 1

www.stmoritz2003.com

www.fis-ski.com

Generation date: 10 February 2003 Time: 15:54





Downhill WOMEN Combined NATION LIST



Number of competitors: 31

(According to the 3rd F.I.S. point list)

	code	surname, name	FIS points
ARGENTINA (2)			
ARG	35089	SIMARI BIRKNER, Macarena	52.71
	35079	SIMARI BIRKNER, Maria Belen	58.81
AUSTRALIA (1)			
AUS	45087	BRIGHT, Rowena	94.56
AUSTRIA (3)			
AUT	55691	SPONRING, Christine	11.29
	55690	HOSP, Nicole	29.69
	55590	SCHILD, Marlies	63.07
CANADA (3)			
CAN	106402	VANDERBEEK, Kelly	20.98
	105997	BRYDON, Emily	35.55
	106056	SIMARD, Genevieve	48.14
CROATIA (1)			
CRO	385022	KOSTELIC, Janica	5.20
CZECHIA (1)			
CZE	155415	ZAHROBSKA, Sarka	44.79
GREAT BRITAIN (1)			
GBR	225206	ALCOTT, Chimene	32.63
GERMANY (3)			
GER	205378	ERTL, Martina	5.87
	205820	HUBER, Isabelle	5.99
	206001	RIESCH, Maria	6.94
ICELAND (1)			
ISL	255098	KRISTJANSDDOTTIR, Dagny L.	51.83
ITALY (2)			
ITA	295588	KOSTNER, Isolde	1.61
	295342	PUTZER, Karen	5.29
NORWAY (1)			
NOR	425359	BERNTSEN, Hedda	83.28

10 February 2003 / St. Moritz (SUI)

Page 1 of 2

www.stmoritz2003.com

www.fis-ski.com

Generation date: 10 February 2003 Time: 15:54



(According to the 3rd special F.I.S. point list)

	code	surname, name	FIS points
SLOVENIA (1)			
SLO	565207	DABIC, Lea	77.41
SPAIN (1)			
SPA	495318	RUIZ CASTILLO, Carolina	33.28
SWITZERLAND (3)			
SUI	515348	BORGHI, Catherine	4.73
	515370	OESTER, Marlies	45.02
	515573	AUFDENBLATTEN, Fraenzi	54.48
SLOWAKIA (1)			
SVK	705267	STAFFENOVA, Jana	72.19
SWEDEN (2)			
SWE	505632	LINDELL-VIKARBY, Jessica	11.03
	505260	HARGIN, Janette	18.80
USA (4)			
USA	536473	LALIVE, Caroline	4.43
	536477	MENDES, Jonna	4.90
	537545	MANCUSO, Julia	8.46
	537772	STIEGLER, Resi	40.31





K
Combined

Downhill WOMEN Combined START LIST

DH
Downhill

JURY			TECHNICAL DATA	
TD FIS REFEREE	Richard REBSTOCK	FRA	COURSE NAME	Engiadina
REFEREE	Kurt HOCH	FIS	START	2590 m
ASSISTANT REFEREE	Jan TISCHHAUSER	FIS	FINISH	2040 m
CHIEF OF RACE	Walter STAMM	SUI	VERTICAL DROP	550 m
START REFEREE	Martin WIESER	ITA	LENGTH	2583 m
FINISH REFEREE	Pamela BEHR	GER	FIS HOMOLOG NR	6390/300/01
COURSE SETTER Jan TISCHHAUSER FIS				
NUMBER OF GATES 31				
START TIME 10:00				
FORERUNNERS	A Claudia DUBLER SUI	B Amy OREILLER SUI		
	C Marina SINGENBERGER SUI	D Nadja LORENZ SUI		
	E Sandra GRUENENFELDE SUI	F Urs AMBUEHL SUI		
	G Sabrina WYSS SUI	H Domenic SIEGENTHALE SUI		

Number of competitors: 31

bib	code	surname, name	nation	ski
1	425359	BERNTSEN, Hedda	NOR	FI
2	565207	DABIC, Lea	SLO	EL
3	705267	STAFFENOVA, Jana	SVK	
4	55590	SCHILD, Marlies	AUT	AT
5	35079	SIMARI BIRKNER, Maria Belen	ARG	RO
6	515573	AUFDENBLATTEN, Fraenzi	SUI	SA
7	35089	SIMARI BIRKNER, Macarena	ARG	RO
8	255098	KRISTJANSOTTIR, Dagny L.	ISL	RO
9	106056	SIMARD, Genevieve	CAN	RO
10	515370	OESTER, Marlies	SUI	NO
11	155415	ZAHROBSKA, Sarka	CZE	HE
12	537772	STIEGLER, Resi	USA	DY
13	495318	RUIZ CASTILLO, Carolina	SPA	DY
14	225206	ALCOTT, Chimene	GBR	RO
15	106402	VANDERBEEK, Kelly	CAN	VK

10 February 2003 / St. Moritz (SUI) / 6203

Page 1 of 2

www.stmoritz2003.com

www.fis-ski.com

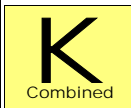
Generation date: 09 February 2003 Time: 16:41



bib	code	surname, name	nation	ski
16	55690	HOSP, Nicole	AUT	VK
17	505260	HARGIN, Janette	SWE	RO
18	55691	SPONRING, Christine	AUT	AT
19	105997	BRYDON, Emily	CAN	SA
20	537545	MANCUSO, Julia	USA	RO
21	206001	RIESCH, Maria	GER	HE
22	505632	LINDELL-VIKARBY, Jessica	SWE	RO
23	205820	HUBER, Isabelle	GER	RO
24	205378	ERTL, Martina	GER	RO
25	295342	PUTZER, Karen	ITA	RO
26	385022	KOSTELIC, Janica	CRO	SA
27	515348	BORGHI, Catherine	SUI	FI
28	536473	LALIVE, Caroline	USA	SA
29	536477	MENDES, Jonna	USA	FI
30	295588	KOSTNER, Isolde	ITA	FI
31	45087	BRIGHT, Rowena	AUS	FI

AT ATOMIC	FI FISCHER	SA SALOMON
BL BLIZZARD	HE HEAD	ST STÖCKLI
DY DYNASTAR	NO NORDICA	VK VÖLKL
EL ELAN	RO ROSSIGNOL	





Downhill WOMEN Combined OFFICIAL RESULTS



JURY			TECHNICAL DATA	
TD FIS REFEREE	Richard REBSTOCK	FRA	COURSE NAME	Engiadina
ASSISTANT REFEREE	Kurt HOCH	FIS	START	2590 m
CHIEF OF RACE	Jan TISCHHAUSER	FIS	FINISH	2040 m
START REFEREE	Walter STAMM	SUI	VERTICAL DROP	550 m
FINISH REFEREE	Martin WIESER	ITA	LENGTH	2583 m
	Pamela BEHR	GER	FIS HOMOLOG NR	6390/300/01
COURSE SETTER Jan TISCHHAUSER FIS				
NUMBER OF GATES 31				
START TIME 10:00				
FORERUNNERS	A Claudia DUBLER SUI	B Amy OREILLER SUI	WEATHER	Clear
	C Marina SINGENBERGER SUI	D Nadja LORENZ SUI	SNOW	Hard
	E Sandra GRUENENFELDE SUI	F Urs AMBUEHL SUI	TEMPERATURE START	-7°C
	G Sabrina WYSS SUI	H Domenic SIEGENTHALE SUI	FINISH	-6°C

Number of competitors: 31

F=1350

pos	bib	code	surname, name	nation	time	race points	ski
1	22	505632	LINDELL-VIKARBY, Jessica	SWE	1:18.18	0.00	RO
2	16	55690	HOSP, Nicole	AUT	1:18.25	1.21	VK
3	21	206001	RIESCH, Maria	GER	1:18.38	3.45	HE
4	15	106402	VANDERBEEK, Kelly	CAN	1:18.67	8.46	VK
5	20	537545	MANCUSO, Julia	USA	1:18.69	8.81	RO
6	2	565207	DABIC, Lea	SLO	1:18.73	9.50	EL
7	19	105997	BRYDON, Emily	CAN	1:18.77	10.19	SA
8	6	515573	AUFDENBLATTEN, Fraenzi	SUI	1:18.80	10.71	SA
9	26	385022	KOSTELIC, Janica	CRO	1:18.81	10.88	SA
10	28	536473	LALIVE, Caroline	USA	1:19.14	16.58	SA
11	9	106056	SIMARD, Genevieve	CAN	1:19.24	18.30	RO
12	10	515370	OESTER, Marlies	SUI	1:19.48	22.45	NO
13	8	255098	KRISTJANSDOTTIR, Dagny L.	ISL	1:19.54	23.48	RO
14	11	155415	ZAHROBSKA, Sarka	CZE	1:19.68	25.90	HE
15	4	55590	SCHILD, Marlies	AUT	1:19.83	28.49	AT

10 February 2003 / St. Moritz (SUI) / 6203

Page 1 of 2

www.stmoritz2003.com

www.fis-ski.com

Generation date: 10 February 2003 Time: 15:45



pos	bib	code	surname, name	nation	time	race points	ski
16	13	495318	RUIZ CASTILLO, Carolina	SPA	1:19.87	29.18	DY
17	12	537772	STIEGLER, Resi	USA	1:19.93	30.22	DY
18	24	205378	ERTL, Martina	GER	1:20.15	34.02	RO
19	5	35079	SIMARI BIRKNER, Maria Belen	ARG	1:21.40	55.60	RO
20	7	35089	SIMARI BIRKNER, Macarena	ARG	1:21.58	58.71	RO
21	1	425359	BERNTSEN, Hedda	NOR	1:21.66	60.09	FI

did not start: 2

29	536477	MENDES, Jonna	USA	FI
30	295588	KOSTNER, Isolde	ITA	FI

did not finish 1st run SL K: 4

3	705267	STAFFENOVA, Jana	SVK	HE
17	505260	HARGIN, Janette	SWE	RO
18	55691	SPONRING, Christine	AUT	AT
27	515348	BORGHI, Catherine	SUI	FI

disqualified 1st run SL K: 1

14	225206	ALCOTT, Chimene	GBR	RO
----	--------	------------------------	-----	----

did not finish 2nd run SL K: 2


31	45087	BRIGHT, Rowena	AUS	FI
23	205820	HUBER, Isabelle	GER	RO

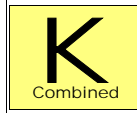
did not qualified: 1

25	295342	PUTZER, Karen	ITA	RO
----	--------	----------------------	-----	----

AT	ATOMIC	FI	FISCHER	SA	SALOMON
BL	BLIZZARD	HE	HEAD	ST	STÖCKLI
DY	DYNASTAR	NO	NORDICA	VK	VÖLKL
EL	ELAN	RO	ROSSIGNOL		

the Technical Delegate Richard REBSTOCK (FRA) #594



Downhill WOMEN Combined ANALYSIS by RANK



Number of competitors: 31

pos	bib	nation	surname, name	int1 int1-int2	int2 int2-int3	int3	int3-final	final speed1	gap
1	22	SWE	LINDELL-VIKARBY, Jessica	20.79 4 22.13 3	42.92 3 18.87 2	1:01.79 2	16.39 6	1:18.18 122.90 5	+0.04
2	16	AUT	HOSP, Nicole	20.88 12 21.96 2	42.84 2 18.98 6	1:01.82 3	16.43 8	1:18.25 121.00 13	+0.11
3	21	GER	RIESCH, Maria	20.94 17 22.19 5	43.13 6 18.89 3	1:02.02 4	16.36 5	1:18.38 120.00 15	+0.24
4	15	CAN	VANDERBEEK, Kelly	20.94 17 22.26 6	43.20 7 19.20 11	1:02.40 11	16.27 1	1:18.67 124.70 1	+0.53
5	20	USA	MANCUSO, Julia	20.80 5 22.64 20	43.44 15 18.91 4	1:02.35 10	16.34 3	1:18.69 124.40 2	+0.55
6	2	SLO	DABIC, Lea	20.93 16 22.27 8	43.20 7 19.07 7	1:02.27 7	16.46 9	1:18.73 123.20 4	+0.59
7	19	CAN	BRYDON, Emily	21.09 23 22.29 9	43.38 13 18.92 5	1:02.30 8	16.47 10	1:18.77 119.60 16	+0.63
8	6	SUI	AUFDENBLATTEN, Fraenzi	20.87 9 22.37 11	43.24 10 19.23 15	1:02.47 12	16.33 2	1:18.80 117.50 22	+0.66
9	26	CRO	KOSTELIC, Janica	20.82 6 22.41 13	43.23 9 19.09 8	1:02.32 9	16.49 11	1:18.81 123.60 3	+0.67
10	28	USA	LALIVE, Caroline	20.91 13 22.48 15	43.39 14 19.20 11	1:02.59 13	16.55 13	1:19.14 121.40 11	+1.00
11	9	CAN	SIMARD, Genevieve	20.98 19 22.34 10	43.32 12 19.29 18	1:02.61 14	16.63 15	1:19.24 119.20 18	+1.10
12	10	SUI	OESTER, Marlies	20.87 9 22.63 19	43.50 17 19.27 17	1:02.77 15	16.71 19	1:19.48 119.20 18	+1.34
13	8	ISL	KRISTJANSDOTTIR, Dagny	21.10 25 22.42 14	43.52 18 19.49 23	1:03.01 21	16.53 12	1:19.54 121.70 9	+1.40
14	11	CZE	ZAHROBSKA, Sarka	21.09 23 22.67 21	43.76 21 19.22 14	1:02.98 20	16.70 18	1:19.68 116.50 24	+1.54
15	4	AUT	SCHILD, Marlies	20.91 13 22.40 12	43.31 11 19.65 24	1:02.96 17	16.87 22	1:19.83 115.20 28	+1.69
16	13	SPA	RUIZ CASTILLO, Carolina	20.86 7 22.90 24	43.76 21 19.21 13	1:02.97 18	16.90 24	1:19.87 119.60 16	+1.73
17	12	USA	STIEGLER, Resi	21.07 20 22.59 17	43.66 20 19.35 20	1:03.01 21	16.92 25	1:19.93 119.20 18	+1.79
18	24	GER	ERTL, Martina	20.91 13 22.88 23	43.79 23 19.39 22	1:03.18 24	16.97 26	1:20.15 115.20 28	+2.01
19	5	ARG	SIMARI BIRKNER, Maria Bel	21.22 27 23.15 26	44.37 26 19.95 25	1:04.32 26	17.08 27	1:21.40 115.50 27	+3.26

10 February 2003 / St. Moritz (SUI) / 6203

Page 1 of 2

www.stmoritz2003.com

www.fis-ski.com

Generation date: 10 February 2003 Time: 15:49



K

ANALYSIS by RANK

DH

pos	bib	nation	surname, name	int1 <i>int1-int2</i>	int2 <i>int2-int3</i>	int3	<i>int3-final</i>	final speed1	gap
20	7	ARG	SIMARI BIRKNER, Macarena	21.39 ²⁸ 23.28 ²⁸	44.67 ²⁹ 20.03 ²⁸	1:04.70 ²⁸	16.88 ²³	1:21.58 117.20 ²³	+3.44
21	1	NOR	BERNTSEN, Hedda	21.07 ²⁰ 23.45 ²⁹	44.52 ²⁸ 19.99 ²⁷	1:04.51 ²⁷	17.15 ²⁹	1:21.66 116.20 ²⁵	+3.52
29		USA	MENDES, Jonna					DNS	
30		ITA	KOSTNER, Isolde					DNS	
3		SVK	STAFFENOVA, Jana					DNF1	
14		GBR	ALCOTT, Chimene					DQ1	
17		SWE	HARGIN, Janette					DNF1	
18		AUT	SPONRING, Christine					DNF1	
23		GER	HUBER, Isabelle					DNF2	
25		ITA	PUTZER, Karen					DNQ	
27		SUI	BORGHI, Catherine					DNF1	
31		AUS	BRIGHT, Rowena					DNF2	

10 February 2003 / St. Moritz (SUI) / 6203

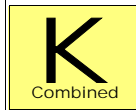
Page 2 of 2

www.stmoritz2003.com

www.fis-ski.com

Generation date: 10 February 2003 Time: 15:49





Downhill WOMEN Combined

ANALYSIS by BIB



Number of competitors: 31

bib	nation surname, name	int1 <i>int1-int2</i>	int2 <i>int2-int3</i>	int3	<i>int3-final</i>	final speed1	gap	
1	NOR BERNTSEN, Hedda	21.07 ²⁰ 23.45 ²⁹	44.52 ²⁸ 19.99 ²⁷	1:04.51 ²⁷	17.15 ²⁹	1:21.66 ²¹ 116.20 ²⁵	+3.52	
2	SLO DABIC, Lea	20.93 ¹⁶ 22.27 ⁸	43.20 ⁷ 19.07 ⁷	1:02.27 ⁷	16.46 ⁹	1:18.73 ⁶ 123.20 ⁴	+0.59	
3	SVK STAFFENOVA, Jana						DNF1	
4	AUT SCHILD, Marlies	20.91 ¹³ 22.40 ¹²	43.31 ¹¹ 19.65 ²⁴	1:02.96 ¹⁷	16.87 ²²	1:19.83 ¹⁵ 115.20 ²⁸	+1.69	
5	ARG SIMARI BIRKNER, Maria Bel	21.22 ²⁷ 23.15 ²⁶	44.37 ²⁶ 19.95 ²⁵	1:04.32 ²⁶	17.08 ²⁷	1:21.40 ¹⁹ 115.50 ²⁷	+3.26	
6	SUI AUFDENBLATTEN, Fraenzi	20.87 ⁹ 22.37 ¹¹	43.24 ¹⁰ 19.23 ¹⁵	1:02.47 ¹²	16.33 ²	1:18.80 ⁸ 117.50 ²²	+0.66	
7	ARG SIMARI BIRKNER, Macarena	21.39 ²⁸ 23.28 ²⁸	44.67 ²⁹ 20.03 ²⁸	1:04.70 ²⁸	16.88 ²³	1:21.58 ²⁰ 117.20 ²³	+3.44	
8	ISL KRISTJANSOTTIR, Dagny	21.10 ²⁵ 22.42 ¹⁴	43.52 ¹⁸ 19.49 ²³	1:03.01 ²¹	16.53 ¹²	1:19.54 ¹³ 121.70 ⁹	+1.40	
9	CAN SIMARD, Genevieve	20.98 ¹⁹ 22.34 ¹⁰	43.32 ¹² 19.29 ¹⁸	1:02.61 ¹⁴	16.63 ¹⁵	1:19.24 ¹¹ 119.20 ¹⁸	+1.10	
10	SUI OESTER, Marlies	20.87 ⁹ 22.63 ¹⁹	43.50 ¹⁷ 19.27 ¹⁷	1:02.77 ¹⁵	16.71 ¹⁹	1:19.48 ¹² 119.20 ¹⁸	+1.34	
11	CZE ZAHROBSKA, Sarka	21.09 ²³ 22.67 ²¹	43.76 ²¹ 19.22 ¹⁴	1:02.98 ²⁰	16.70 ¹⁸	1:19.68 ¹⁴ 116.50 ²⁴	+1.54	
12	USA STIEGLER, Resi	21.07 ²⁰ 22.59 ¹⁷	43.66 ²⁰ 19.35 ²⁰	1:03.01 ²¹	16.92 ²⁵	1:19.93 ¹⁷ 119.20 ¹⁸	+1.79	
13	SPA RUIZ CASTILLO, Carolina	20.86 ⁷ 22.90 ²⁴	43.76 ²¹ 19.21 ¹³	1:02.97 ¹⁸	16.90 ²⁴	1:19.87 ¹⁶ 119.60 ¹⁶	+1.73	
14	GBR ALCOTT, Chimene						DQ1	
15	CAN VANDERBEEK, Kelly	20.94 ¹⁷ 22.26 ⁶	43.20 ⁷ 19.20 ¹¹	1:02.40 ¹¹	16.27 ¹	1:18.67 ⁴ 124.70 ¹	+0.53	
16	AUT HOSP, Nicole	20.88 ¹² 21.96 ²	42.84 ² 18.98 ⁶	1:01.82 ³	16.43 ⁸	1:18.25 ² 121.00 ¹³	+0.11	
17	SWE HARGIN, Janette						DNF1	
18	AUT SPONRING, Christine						DNF1	
19	CAN BRYDON, Emily	21.09 ²³ 22.29 ⁹	43.38 ¹³ 18.92 ⁵	1:02.30 ⁸	16.47 ¹⁰	1:18.77 ⁷ 119.60 ¹⁶	+0.63	

10 February 2003 / St. Moritz (SUI) / 6203

www.stmoritz2003.com

Generation date: 10 February 2003 Time: 15:49

Page 1 of 2

www.fis-ski.com



K

ANALYSIS by BIB

DH

bib	nation surname, name	int1 <i>int1-int2</i>	int2 <i>int2-int3</i>	int3	<i>int3-final</i>	final speed1	gap
20	USA MANCUSO, Julia	20.80 ⁵ 22.64 ²⁰	43.44 ¹⁵ 18.91 ⁴	1:02.35 ¹⁰	16.34 ³	1:18.69 ⁵ 124.40 ²	+0.55
21	GER RIESCH, Maria	20.94 ¹⁷ 22.19 ⁵	43.13 ⁶ 18.89 ³	1:02.02 ⁴	16.36 ⁵	1:18.38 ³ 120.00 ¹⁵	+0.24
22	SWE LINDELL-VIKARBY, Jessica	20.79 ⁴ 22.13 ³	42.92 ³ 18.87 ²	1:01.79 ²	16.39 ⁶	1:18.18 ¹ 122.90 ⁵	+0.04
23	GER HUBER, Isabelle					DNF2	
24	GER ERTL, Martina	20.91 ¹³ 22.88 ²³	43.79 ²³ 19.39 ²²	1:03.18 ²⁴	16.97 ²⁶	1:20.15 ¹⁸ 115.20 ²⁸	+2.01
25	ITA PUTZER, Karen					DNQ	
26	CRO KOSTELIC, Janica	20.82 ⁶ 22.41 ¹³	43.23 ⁹ 19.09 ⁸	1:02.32 ⁹	16.49 ¹¹	1:18.81 ⁹ 123.60 ³	+0.67
27	SUI BORGHI, Catherine					DNF1	
28	USA LALIVE, Caroline	20.91 ¹³ 22.48 ¹⁵	43.39 ¹⁴ 19.20 ¹¹	1:02.59 ¹³	16.55 ¹³	1:19.14 ¹⁰ 121.40 ¹¹	+1.00
29	USA MENDES, Jonna					DNS	
30	ITA KOSTNER, Isolde					DNS	
31	AUS BRIGHT, Rowena					DNF2	





K

Downhill WOMEN Combined PENALTY CALCULATION

DH
Downhill

pos	bib	code	surname, name	nation	FIS points	best 5	race points
best 10 to finish							
1	22	505632	LINDELL-VIKARBY, Jessica	SWE	11.03	11.03	0.00
2	16	55690	HOSP, Nicole	AUT	29.69		
3	21	206001	RIESCH, Maria	GER	6.94	6.94	3.45
4	15	106402	VANDERBEEK, Kelly	CAN	20.98		
5	20	537545	MANCUSO, Julia	USA	8.46	8.46	8.81
6	2	565207	DABIC, Lea	SLO	77.41		
7	19	105997	BRYDON, Emily	CAN	35.55		
8	6	515573	AUFDENBLATTEN, Fraenzi	SUI	54.48		
9	26	385022	KOSTELIC, Janica	CRO	5.20	5.20	10.88
10	28	536473	LALIVE, Caroline	USA	4.43	4.43	16.58
best 5 FIS points at start							
10	28	536473	LALIVE, Caroline	USA	4.43		
DNQ	27	515348	BORGHI, Catherine	SUI	4.73		
9	26	385022	KOSTELIC, Janica	CRO	5.20		
DNQ	25	295342	PUTZER, Karen	ITA	5.29		
18	24	205378	ERTL, Martina	GER	5.87		
total					FIS points of best 5 at start (B)	25.52	
					FIS points of best to finish in top 10 (A)		36.06
					race points of corresponding competitors (C)		39.72
					calculated penalty (A+B-C)/10	2.19	
					PENALTY APPLIED	4.00	

the Technical Delegate Richard REBSTOCK (FRA) #594

10 February 2003 / St. Moritz (SUI) / 6203

Page 1 of 1

www.stmoritz2003.com

www.fis-ski.com

Generation date: 10 February 2003 Time: 15:47

