

# Slalom WOMEN Combined LIST of COMPETITORS



Number of competitors: 28

(According to the 3rd F.I.S. point list)

code	surname, name	nation	FIS points
385022	<b>KOSTELIC, Janica</b>	CRO	0.00
55590	<b>SCHILD, Marlies</b>	AUT	3.96
55690	<b>HOSP, Nicole</b>	AUT	4.59
205378	<b>ERTL, Martina</b>	GER	4.75
515370	<b>OESTER, Marlies</b>	SUI	5.33
425359	<b>BERNTSEN, Hedda</b>	NOR	5.89
55691	<b>SPONRING, Christine</b>	AUT	5.91
155415	<b>ZAHROBSKA, Sarka</b>	CZE	5.92
565207	<b>DABIC, Lea</b>	SLO	11.51
206001	<b>RIESCH, Maria</b>	GER	12.37
537772	<b>STIEGLER, Resi</b>	USA	13.30
505260	<b>HARGIN, Janette</b>	SWE	14.79
537545	<b>MANCUSO, Julia</b>	USA	15.83
106056	<b>SIMARD, Genevieve</b>	CAN	18.25
536473	<b>LALIVE, Caroline</b>	USA	23.52
105997	<b>BRYDON, Emily</b>	CAN	23.93
515573	<b>AUFDENBLATTEN, Fraenzi</b>	SUI	28.09
505632	<b>LINDELL-VIKARBY, Jessica</b>	SWE	29.26
225206	<b>ALCOTT, Chimene</b>	GBR	30.42
45087	<b>BRIGHT, Rowena</b>	AUS	31.80
106402	<b>VANDEBEEK, Kelly</b>	CAN	36.17
515348	<b>BORGHI, Catherine</b>	SUI	36.90
495318	<b>RUIZ CASTILLO, Carolina</b>	SPA	36.90
705267	<b>STAFFENOVA, Jana</b>	SVK	40.20
35089	<b>SIMARI BIRKNER, Macarena</b>	ARG	43.61
255098	<b>KRISTJANSDOTTIR, Dagny L.</b>	ISL	44.43
35079	<b>SIMARI BIRKNER, Maria Belen</b>	ARG	48.48
205820	<b>HUBER, Isabelle</b>	GER	51.58

10 February 2003 / St. Moritz (SUI) / 6204

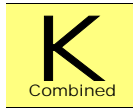
Page 1 of 1

www.stmoritz2003.com

www.fis-ski.com

Generation date: 10 February 2003 Time: 15:54





# Slalom WOMEN Combined NATION LIST



Number of competitors: 28

(According to the 3rd F.I.S. point list)

	code	surname, name	FIS points
ARGENTINA (2)			
ARG	35089	<b>SIMARI BIRKNER, Macarena</b>	43.61
	35079	<b>SIMARI BIRKNER, Maria Belen</b>	48.48
AUSTRALIA (1)			
AUS	45087	<b>BRIGHT, Rowena</b>	31.80
AUSTRIA (3)			
AUT	55590	<b>SCHILD, Marlies</b>	3.96
	55690	<b>HOSP, Nicole</b>	4.59
	55691	<b>SPONRING, Christine</b>	5.91
CANADA (3)			
CAN	106056	<b>SIMARD, Genevieve</b>	18.25
	105997	<b>BRYDON, Emily</b>	23.93
	106402	<b>VANDERBEEK, Kelly</b>	36.17
CROATIA (1)			
CRO	385022	<b>KOSTELIC, Janica</b>	0.00
CZECHIA (1)			
CZE	155415	<b>ZAHROBSKA, Sarka</b>	5.92
GREAT BRITAIN (1)			
GBR	225206	<b>ALCOTT, Chimene</b>	30.42
GERMANY (3)			
GER	205378	<b>ERTL, Martina</b>	4.75
	206001	<b>RIESCH, Maria</b>	12.37
	205820	<b>HUBER, Isabelle</b>	51.58
ICELAND (1)			
ISL	255098	<b>KRISTJANSDDOTTIR, Dagny L.</b>	44.43
NORWAY (1)			
NOR	425359	<b>BERNTSEN, Hedda</b>	5.89
SLOVENIA (1)			
SLO	565207	<b>DABIC, Lea</b>	11.51

10 February 2003 / St. Moritz (SUI)

Page 1 of 2

www.stmoritz2003.com

www.fis-ski.com

Generation date: 10 February 2003 Time: 15:54



**K**

NATION LIST

**SL**

(According to the 3rd special F.I.S. point list)

	code	surname, name	FIS points
SPAIN (1)			
<b>SPA</b>	495318	<b>RUIZ CASTILLO, Carolina</b>	36.90
SWITZERLAND (3)			
<b>SUI</b>	515370	<b>OESTER, Marlies</b>	5.33
	515573	<b>AUFDENBLATTEN, Fraenzi</b>	28.09
	515348	<b>BORGHI, Catherine</b>	36.90
SLOWAKIA (1)			
<b>SVK</b>	705267	<b>STAFFENOVA, Jana</b>	40.20
SWEDEN (2)			
<b>SWE</b>	505260	<b>HARGIN, Janette</b>	14.79
	505632	<b>LINDELL-VIKARBY, Jessica</b>	29.26
USA (3)			
<b>USA</b>	537772	<b>STIEGLER, Resi</b>	13.30
	537545	<b>MANCUSO, Julia</b>	15.83
	536473	<b>LALIVE, Caroline</b>	23.52

10 February 2003 / St. Moritz (SUI)

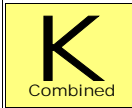
Page 2 of 2

www.stmoritz2003.com

www.fis-ski.com

Generation date: 10 February 2003 Time: 15:54





# Slalom WOMEN Combined START LIST - 1st Run



JURY			TECHNICAL DATA		
TD FIS	<b>Richard REBSTOCK</b>	FRA	COURSE NAME	<b>Engiadina</b>	
REFEREE	<b>Kurt HOCH</b>	FIS	START	<b>2205 m</b>	
CHIEF OF RACE	<b>Walter STAMM</b>	SUI	FINISH	<b>2040 m</b>	
START REFEREE	<b>Martin WIESER</b>	ITA	VERTICAL DROP	<b>165 m</b>	
FINISH REFEREE	<b>Pamela BEHR</b>	GER	FIS HOMOLOG NR	<b>6386/296/01</b>	
1st RUN			2nd RUN		
COURSE SETTER	<b>Mathias BERTHOLD</b>	USA	<b>Bernd BRUNNER</b>	AUT	
NUMBER OF GATES					
START TIME	<b>13:00</b>		<b>15:00</b>		
FORERUNNERS	A <b>Pascale BERTHOD</b>	SUI	A <b>Pascale BERTHOD</b>	SUI	
	B <b>Madlaina FONTANA</b>	SUI	B <b>Madlaina FONTANA</b>	SUI	
	C <b>Martina BUEHLER</b>	SUI	C <b>Martina BUEHLER</b>	SUI	

Number of competitors: 28

start order	bib	code	surname, name	nation	time	gap	ski
1	1	425359	<b>BERNTSEN, Hedda</b>	NOR	1:21.66	29 3.52	FI
2	4	55590	<b>SCHILD, Marlies</b>	AUT	1:19.83	19 1.69	AT
3	10	515370	<b>OESTER, Marlies</b>	SUI	1:19.48	16 1.34	NO
4	24	205378	<b>ERTL, Martina</b>	GER	1:20.15	24 2.01	RO
5	16	55690	<b>HOSP, Nicole</b>	AUT	1:18.25	3 0.11	VK
6	26	385022	<b>KOSTELIC, Janica</b>	CRO	1:18.81	12 0.67	SA
7	18	55691	<b>SPONRING, Christine</b>	AUT	1:18.48	5 0.34	AT
8	9	106056	<b>SIMARD, Genevieve</b>	CAN	1:19.24	14 1.10	RO
9	2	565207	<b>DABIC, Lea</b>	SLO	1:18.73	9 0.59	EL
10	12	537772	<b>STIEGLER, Resi</b>	USA	1:19.93	21 1.79	DY
11	21	206001	<b>RIESCH, Maria</b>	GER	1:18.38	4 0.24	HE
12	28	536473	<b>LALIVE, Caroline</b>	USA	1:19.14	13 1.00	SA
13	11	155415	<b>ZAHROBSKA, Sarka</b>	CZE	1:19.68	18 1.54	HE
14	20	537545	<b>MANCUSO, Julia</b>	USA	1:18.69	8 0.55	RO
15	17	505260	<b>HARGIN, Janette</b>	SWE	1:18.14	1	RO

10 February 2003 / St. Moritz (SUI) / 6204

www.stmoritz2003.com

Generation date: 10 February 2003 Time: 11:15

Page 1 of 2

www.fis-ski.com



swisscom

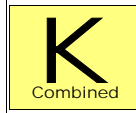
winterthur



		Downhill						
start order	bib	code	surname, name	nation	time	gap	ski	
16	19	105997	<b>BRYDON, Emily</b>	CAN	1:18.77	10 0.63	SA	
17	6	515573	<b>AUFDENBLATTEN, Fraenzi</b>	SUI	1:18.80	11 0.66	SA	
18	22	505632	<b>LINDELL-VIKARBY, Jessica</b>	SWE	1:18.18	2 0.04	RO	
19	14	225206	<b>ALCOTT, Chimene</b>	GBR	1:19.95	22 1.81	RO	
20	31	45087	<b>BRIGHT, Rowena</b>	AUS	1:21.64	28 3.50	FI	
21	15	106402	<b>VANDERBEEK, Kelly</b>	CAN	1:18.67	7 0.53	VK	
22	27	515348	<b>BORGHI, Catherine</b>	SUI	1:19.36	15 1.22	FI	
23	13	495318	<b>RUIZ CASTILLO, Carolina</b>	SPA	1:19.87	20 1.73	DY	
24	3	705267	<b>STAFFENOVA, Jana</b>	SVK	1:20.51	25 2.37		
25	7	35089	<b>SIMARI BIRKNER, Macarena</b>	ARG	1:21.58	27 3.44	RO	
26	8	255098	<b>KRISTJANSDOTTIR, Dagny L.</b>	ISL	1:19.54	17 1.40	RO	
27	5	35079	<b>SIMARI BIRKNER, Maria Belen</b>	ARG	1:21.40	26 3.26	RO	
28	23	205820	<b>HUBER, Isabelle</b>	GER	1:18.58	6 0.44	RO	

AT	ATOMIC	FI	FISCHER	SA	SALOMON
BL	BLIZZARD	HE	HEAD	ST	STÖCKLI
DY	DYNASTAR	NO	NORDICA	VK	VÖLKL
EL	ELAN	RO	ROSSIGNOL		





# Slalom WOMEN Combined RESULTS - 1st Run



JURY				TECHNICAL DATA			
TD FIS	<b>Richard REBSTOCK</b>	FRA	COURSE NAME	<b>Engiadina</b>			
REFEREE	<b>Kurt HOCH</b>	FIS	START	<b>2205 m</b>			
CHIEF OF RACE	<b>Walter STAMM</b>	SUI	FINISH	<b>2040 m</b>			
START REFEREE	<b>Martin WIESER</b>	ITA	VERTICAL DROP	<b>165 m</b>			
FINISH REFEREE	<b>Pamela BEHR</b>	GER	FIS HOMOLOG NR	<b>6386/296/01</b>			
1st RUN				2nd RUN			
COURSE SETTER	<b>Mathias BERTHOLD</b>	USA	<b>Bernd BRUNNER</b>	AUT			
NUMBER OF GATES	<b>49</b>						
START TIME	<b>13:00</b>		<b>15:00</b>				
FORERUNNERS	A <b>Pascale BERTHOD</b>	SUI	A <b>Pascale BERTHOD</b>	SUI	WEATHER	<b>Clear</b>	
	B <b>Madlaina FONTANA</b>	SUI	B <b>Madlaina FONTANA</b>	SUI	SNOW	<b>Hard</b>	
	C <b>Martina BUEHLER</b>	SUI	C <b>Martina BUEHLER</b>	SUI	TEMPERATURE START	<b>-4°C</b>	
					FINISH	<b>-2°C</b>	

Number of competitors: 28

pos	bib	code	surname, name	nation	time	ski
1	26	385022	<b>KOSTELIC, Janica</b>	CRO	<b>41.52</b>	SA
2	16	55690	<b>HOSP, Nicole</b>	AUT	<b>41.91</b>	VK
3	10	515370	<b>OESTER, Marlies</b>	SUI	<b>42.25</b>	NO
4	24	205378	<b>ERTL, Martina</b>	GER	<b>42.27</b>	RO
5	4	55590	<b>SCHILD, Marlies</b>	AUT	<b>42.61</b>	AT
6	21	206001	<b>RIESCH, Maria</b>	GER	<b>43.91</b>	HE
7	12	537772	<b>STIEGLER, Resi</b>	USA	<b>43.96</b>	DY
8	20	537545	<b>MANCUSO, Julia</b>	USA	<b>44.05</b>	RO
9	28	536473	<b>LALIVE, Caroline</b>	USA	<b>44.12</b>	SA
10	11	155415	<b>ZAHROBSKA, Sarka</b>	CZE	<b>44.13</b>	HE
11	9	106056	<b>SIMARD, Genevieve</b>	CAN	<b>44.46</b>	RO
12	19	105997	<b>BRYDON, Emily</b>	CAN	<b>44.54</b>	SA
13	2	565207	<b>DABIC, Lea</b>	SLO	<b>44.61</b>	EL
14	22	505632	<b>LINDELL-VIKARBY, Jessica</b>	SWE	<b>44.62</b>	RO
15	1	425359	<b>BERNTSEN, Hedda</b>	NOR	<b>45.22</b>	FI

10 February 2003 / St. Moritz (SUI) / 6204

www.stmoritz2003.com

Generation date: 10 February 2003 Time: 13:58

Page 1 of 2

www.fis-ski.com



pos	bib	code	surname, name	nation	time	ski
16	5	35079	<b>SIMARI BIRKNER, Maria Belen</b>	ARG	<b>45.28</b>	RO
17	6	515573	<b>AUFDENBLATTEN, Fraenzi</b>	SUI	<b>45.30</b>	SA
18	13	495318	<b>RUIZ CASTILLO, Carolina</b>	SPA	<b>45.69</b>	DY
19	23	205820	<b>HUBER, Isabelle</b>	GER	<b>46.00</b>	RO
20	31	45087	<b>BRIGHT, Rowena</b>	AUS	<b>47.02</b>	FI
21	8	255098	<b>KRISTJANSDOTTIR, Dagny L.</b>	ISL	<b>47.51</b>	RO
22	15	106402	<b>VANDERBEEK, Kelly</b>	CAN	<b>48.19</b>	VK
23	7	35089	<b>SIMARI BIRKNER, Macarena</b>	ARG	<b>48.22</b>	RO

did not finish: 4

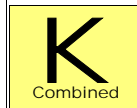
3	705267	<b>STAFFENOVA, Jana</b>	SVK	HE
17	505260	<b>HARGIN, Janette</b>	SWE	RO
18	55691	<b>SPONRING, Christine</b>	AUT	AT
27	515348	<b>BORGHI, Catherine</b>	SUI	FI

disqualified: 1

14	225206	<b>ALCOTT, Chimene</b>	GBR	RO
----	--------	------------------------	-----	----

AT	ATOMIC	FI	FISCHER	SA	SALOMON
BL	BLIZZARD	HE	HEAD	ST	STÖCKLI
DY	DYNASTAR	NO	NORDICA	VK	VÖLKL
EL	ELAN	RO	ROSSIGNOL		





# Slalom WOMEN Combined ANALYSIS by RANK - 1st run



Number of competitors: 28

pos	bib	nation	surname, name	int1	int1-final	final	gap
1	26	CRO	KOSTELIC, Janica	23.78 1	17.74 1	41.52	
2	16	AUT	HOSP, Nicole	24.05 3	17.86 2	41.91	+0.39
3	10	SUI	OESTER, Marlies	23.98 2	18.27 5	42.25	+0.73
4	24	GER	ERTL, Martina	24.29 4	17.98 3	42.27	+0.75
5	4	AUT	SCHILD, Marlies	24.35 5	18.26 4	42.61	+1.09
6	21	GER	RIESCH, Maria	24.87 10	19.04 6	43.91	+2.39
7	12	USA	STIEGLER, Resi	24.73 8	19.23 10	43.96	+2.44
8	20	USA	MANCUSO, Julia	24.82 9	19.23 10	44.05	+2.53
9	28	USA	LALIVE, Caroline	25.05 13	19.07 7	44.12	+2.60
10	11	CZE	ZAHROBSKA, Sarka	25.03 12	19.10 8	44.13	+2.61
11	9	CAN	SIMARD, Genevieve	25.01 11	19.45 14	44.46	+2.94
12	19	CAN	BRYDON, Emily	25.17 14	19.37 12	44.54	+3.02
13	2	SLO	DABIC, Lea	25.22 15	19.39 13	44.61	+3.09
14	22	SWE	LINDELL-VIKARBY, Jessica	25.49 16	19.13 9	44.62	+3.10
15	1	NOR	BERNTSEN, Hedda	24.49 6	20.73 22	45.22	+3.70
16	5	ARG	SIMARI BIRKNER, Maria Bel	25.60 18	19.68 15	45.28	+3.76
17	6	SUI	AUFDENBLATTEN, Fraenzi	25.55 17	19.75 16	45.30	+3.78
18	13	SPA	RUIZ CASTILLO, Carolina	25.79 19	19.90 18	45.69	+4.17
19	23	GER	HUBER, Isabelle	26.00 21	20.00 19	46.00	+4.48

10 February 2003 / St. Moritz (SUI) / 6204

Page 1 of 2

www.stmoritz2003.com

www.fis-ski.com

Generation date: 10 February 2003 Time: 15:48





**K**

ANALYSIS by RANK - 1st run

**SL**

pos	bib	nation surname, name	int1	int1-final	final	gap
20	31	AUS <b>BRIGHT, Rowena</b>	26.61 24	20.41 20	<b>47.02</b>	+5.50
21	8	ISL <b>KRISTJANSDDOTTIR, Dagny</b>	26.80 25	20.71 21	<b>47.51</b>	+5.99
22	15	CAN <b>VANDERBEEK, Kelly</b>	27.29 27	20.90 23	<b>48.19</b>	+6.67
23	7	ARG <b>SIMARI BIRKNER, Macarena</b>	26.93 26	21.29 24	<b>48.22</b>	+6.70
	3	SVK <b>STAFFENOVA, Jana</b>	26.13 22		<b>DNF</b>	
	17	SWE <b>HARGIN, Janette</b>	33.41 28		<b>DNF</b>	
	18	AUT <b>SPONRING, Christine</b>	24.51 7		<b>DNF</b>	
	27	SUI <b>BORGHI, Catherine</b>	26.24 23		<b>DNF</b>	
	14	GBR <b>ALCOTT, Chimene</b>			<b>DQ</b>	

10 February 2003 / St. Moritz (SUI) / 6204

Page 2 of 2

www.stmoritz2003.com

www.fis-ski.com

Generation date: 10 February 2003 Time: 15:48

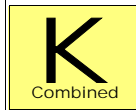


swisscom



SWISSKI

SKI ENGADIN  
Oberengadiner Bergbahnen



# Slalom WOMEN Combined ANALYSIS by BIB - 1st run



Number of competitors: 28

bib	nation	surname, name	int1	int1-final	final	gap
1	NOR	BERNTSEN, Hedda	24.49 <sup>6</sup>	20.73 <sup>22</sup>	45.22 <sup>15</sup>	+3.70
2	SLO	DABIC, Lea	25.22 <sup>15</sup>	19.39 <sup>13</sup>	44.61 <sup>13</sup>	+3.09
3	SVK	STAFFENOVA, Jana	26.13 <sup>22</sup>		DNF	
4	AUT	SCHILD, Marlies	24.35 <sup>5</sup>	18.26 <sup>4</sup>	42.61 <sup>5</sup>	+1.09
5	ARG	SIMARI BIRKNER, Maria Bel	25.60 <sup>18</sup>	19.68 <sup>15</sup>	45.28 <sup>16</sup>	+3.76
6	SUI	AUFDENBLATTEN, Fraenzi	25.55 <sup>17</sup>	19.75 <sup>16</sup>	45.30 <sup>17</sup>	+3.78
7	ARG	SIMARI BIRKNER, Macarena	26.93 <sup>26</sup>	21.29 <sup>24</sup>	48.22 <sup>23</sup>	+6.70
8	ISL	KRISTJANSDDOTTIR, Dagny	26.80 <sup>25</sup>	20.71 <sup>21</sup>	47.51 <sup>21</sup>	+5.99
9	CAN	SIMARD, Genevieve	25.01 <sup>11</sup>	19.45 <sup>14</sup>	44.46 <sup>11</sup>	+2.94
10	SUI	OESTER, Marlies	23.98 <sup>2</sup>	18.27 <sup>5</sup>	42.25 <sup>3</sup>	+0.73
11	CZE	ZAHROBSKA, Sarka	25.03 <sup>12</sup>	19.10 <sup>8</sup>	44.13 <sup>10</sup>	+2.61
12	USA	STIEGLER, Resi	24.73 <sup>8</sup>	19.23 <sup>10</sup>	43.96 <sup>7</sup>	+2.44
13	SPA	RUIZ CASTILLO, Carolina	25.79 <sup>19</sup>	19.90 <sup>18</sup>	45.69 <sup>18</sup>	+4.17
14	GBR	ALCOTT, Chimene			DQ	
15	CAN	VANDERBEEK, Kelly	27.29 <sup>27</sup>	20.90 <sup>23</sup>	48.19 <sup>22</sup>	+6.67
16	AUT	HOSP, Nicole	24.05 <sup>3</sup>	17.86 <sup>2</sup>	41.91 <sup>2</sup>	+0.39
17	SWE	HARGIN, Janette	33.41 <sup>28</sup>		DNF	
18	AUT	SPONRING, Christine	24.51 <sup>7</sup>		DNF	
19	CAN	BRYDON, Emily	25.17 <sup>14</sup>	19.37 <sup>12</sup>	44.54 <sup>12</sup>	+3.02

10 February 2003 / St. Moritz (SUI) / 6204

www.stmoritz2003.com

Generation date: 10 February 2003 Time: 15:48

Page 1 of 2

www.fis-ski.com



**K**

## ANALYSIS by BIB - 1st run

**SL**

bib	nation surname, name	int1	int1-final	final	gap
20	USA MANCUSO, Julia	24.82 <sup>9</sup>	19.23 <sup>10</sup>	44.05 <sup>8</sup>	+2.53
21	GER RIESCH, Maria	24.87 <sup>10</sup>	19.04 <sup>6</sup>	43.91 <sup>6</sup>	+2.39
22	SWE LINDELL-VIKARBY, Jessica	25.49 <sup>16</sup>	19.13 <sup>9</sup>	44.62 <sup>14</sup>	+3.10
23	GER HUBER, Isabelle	26.00 <sup>21</sup>	20.00 <sup>19</sup>	46.00 <sup>19</sup>	+4.48
24	GER ERTL, Martina	24.29 <sup>4</sup>	17.98 <sup>3</sup>	42.27 <sup>4</sup>	+0.75
26	CRO KOSTELIC, Janica	23.78 <sup>1</sup>	17.74 <sup>1</sup>	41.52 <sup>1</sup>	
27	SUI BORGHI, Catherine	26.24 <sup>23</sup>		DNF	
28	USA LALIVE, Caroline	25.05 <sup>13</sup>	19.07 <sup>7</sup>	44.12 <sup>9</sup>	+2.60
31	AUS BRIGHT, Rowena	26.61 <sup>24</sup>	20.41 <sup>20</sup>	47.02 <sup>20</sup>	+5.50

10 February 2003 / St. Moritz (SUI) / 6204

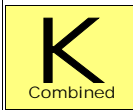
Page 2 of 2

www.stmoritz2003.com

www.fis-ski.com

Generation date: 10 February 2003 Time: 15:48





# Slalom WOMEN Combined START LIST - 2nd Run



JURY			TECHNICAL DATA	
TD FIS	<b>Richard REBSTOCK</b>	FRA	COURSE NAME	<b>Engiadina</b>
REFEREE	<b>Kurt HOCH</b>	FIS	START	<b>2205 m</b>
CHIEF OF RACE	<b>Walter STAMM</b>	SUI	FINISH	<b>2040 m</b>
START REFEREE	<b>Martin WIESER</b>	ITA	VERTICAL DROP	<b>165 m</b>
FINISH REFEREE	<b>Pamela BEHR</b>	GER	FIS HOMOLOG NR	<b>6386/296/01</b>
1st RUN			2nd RUN	
COURSE SETTER	<b>Mathias BERTHOLD</b>	USA	<b>Bernd BRUNNER</b>	AUT
NUMBER OF GATES	<b>49</b>			
START TIME	<b>13:00</b>			<b>15:00</b>
FORERUNNERS	A <b>Pascale BERTHOD</b> SUI	A <b>Pascale BERTHOD</b> SUI		
	B <b>Madlaina FONTANA</b> SUI	B <b>Madlaina FONTANA</b> SUI		
	C <b>Martina BUEHLER</b> SUI	C <b>Martina BUEHLER</b> SUI		

Number of competitors: 23

				Combined			
start order	bib	code	surname, name	nation	time	gap	ski
1	7	35089	<b>SIMARI BIRKNER, Macarena</b>	ARG	2:09.80	23 9.64	RO
2	31	45087	<b>BRIGHT, Rowena</b>	AUS	2:08.66	22 8.50	FI
3	8	255098	<b>KRISTJANSDDOTTIR, Dagny L.</b>	ISL	2:07.05	21 6.89	RO
4	1	425359	<b>BERNTSEN, Hedda</b>	NOR	2:06.88	20 6.72	FI
5	15	106402	<b>VANDERBEEK, Kelly</b>	CAN	2:06.86	19 6.70	VK
6	5	35079	<b>SIMARI BIRKNER, Maria Belen</b>	ARG	2:06.68	18 6.52	RO
7	13	495318	<b>RUIZ CASTILLO, Carolina</b>	SPA	2:05.56	17 5.40	DY
8	23	205820	<b>HUBER, Isabelle</b>	GER	2:04.58	16 4.42	RO
9	6	515573	<b>AUFDENBLATTEN, Fraenzi</b>	SUI	2:04.10	15 3.94	SA
10	12	537772	<b>STIEGLER, Resi</b>	USA	2:03.89	14 3.73	DY
11	11	155415	<b>ZAHROBSKA, Sarka</b>	CZE	2:03.81	13 3.65	HE
12	9	106056	<b>SIMARD, Genevieve</b>	CAN	2:03.70	12 3.54	RO
13	2	565207	<b>DABIC, Lea</b>	SLO	2:03.34	11 3.18	EL
14	19	105997	<b>BRYDON, Emily</b>	CAN	2:03.31	10 3.15	SA
15	28	536473	<b>LALIVE, Caroline</b>	USA	2:03.26	9 3.10	SA

10 February 2003 / St. Moritz (SUI) / 6204

www.stmoritz2003.com

Generation date: 10 February 2003 Time: 13:58

Page 1 of 2

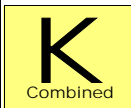
www.fis-ski.com



start order	bib	code	surname, name	nation	time	gap	ski
16	22	505632	LINDELL-VIKARBY, Jessica	SWE	2:02.80	8 2.64	RO
17	20	537545	MANCUSO, Julia	USA	2:02.74	7 2.58	RO
18	4	55590	SCHILD, Marlies	AUT	2:02.44	6 2.28	AT
19	24	205378	ERTL, Martina	GER	2:02.42	5 2.26	RO
20	21	206001	RIESCH, Maria	GER	2:02.29	4 2.13	HE
21	10	515370	OESTER, Marlies	SUI	2:01.73	3 1.57	NO
22	26	385022	KOSTELIC, Janica	CRO	2:00.33	2 0.17	SA
23	16	55690	HOSP, Nicole	AUT	2:00.16	1	VK

AT	ATOMIC	FI	FISCHER	SA	SALOMON
BL	BLIZZARD	HE	HEAD	ST	STÖCKLI
DY	DYNASTAR	NO	NORDICA	VK	VÖLKL
EL	ELAN	RO	ROSSIGNOL		





# Slalom WOMEN Combined OFFICIAL RESULTS



JURY				TECHNICAL DATA			
TD FIS	<b>Richard REBSTOCK</b>	FRA	COURSE NAME	<b>Engiadina</b>			
REFEREE	<b>Kurt HOCH</b>	FIS	START	<b>2205 m</b>			
CHIEF OF RACE	<b>Walter STAMM</b>	SUI	FINISH	<b>2040 m</b>			
START REFEREE	<b>Martin WIESER</b>	ITA	VERTICAL DROP	<b>165 m</b>			
FINISH REFEREE	<b>Pamela BEHR</b>	GER	FIS HOMOLOG NR	<b>6386/296/01</b>			
1st RUN				2nd RUN			
COURSE SETTER	<b>Mathias BERTHOLD</b>	USA	<b>Bernd BRUNNER</b>	AUT			
NUMBER OF GATES	<b>49</b>				<b>43</b>		
START TIME	<b>13:00</b>				<b>15:00</b>		
FORERUNNERS	A Pascale BERTHOD SUI	A Pascale BERTHOD SUI	WEATHER <b>Clear</b>				
	B Madlaina FONTANA SUI	B Madlaina FONTANA SUI	SNOW <b>Hard</b>				
	C Martina BUEHLER SUI	C Martina BUEHLER SUI	TEMPERATURE START <b>-3°C</b>				
			FINISH <b>-1°C</b>				

Number of competitors: 28

pos	bib	code	surname, name	nation	time 1st run	time 2nd run	time total	race points	ski
1	26	385022	<b>KOSTELIC, Janica</b>	CRO	41.52	41.30	<b>1:22.82</b>	<b>0.00</b>	SA
2	16	55690	<b>HOSP, Nicole</b>	AUT	41.91	41.53	<b>1:23.44</b>	<b>4.27</b>	VK
3	4	55590	<b>SCHILD, Marlies</b>	AUT	42.61	41.41	<b>1:24.02</b>	<b>8.26</b>	AT
4	10	515370	<b>OESTER, Marlies</b>	SUI	42.25	42.10	<b>1:24.35</b>	<b>10.53</b>	NO
5	24	205378	<b>ERTL, Martina</b>	GER	42.27	42.60	<b>1:24.87</b>	<b>14.11</b>	RO
6	12	537772	<b>STIEGLER, Resi</b>	USA	43.96	41.76	<b>1:25.72</b>	<b>19.96</b>	DY
7	11	155415	<b>ZAHROBSKA, Sarka</b>	CZE	44.13	41.70	<b>1:25.83</b>	<b>20.72</b>	HE
8	21	206001	<b>RIESCH, Maria</b>	GER	43.91	42.31	<b>1:26.22</b>	<b>23.40</b>	HE
9	20	537545	<b>MANCUSO, Julia</b>	USA	44.05	42.56	<b>1:26.61</b>	<b>26.08</b>	RO
10	19	105997	<b>BRYDON, Emily</b>	CAN	44.54	42.53	<b>1:27.07</b>	<b>29.25</b>	SA
11	22	505632	<b>LINDELL-VIKARBY, Jessica</b>	SWE	44.62	42.51	<b>1:27.13</b>	<b>29.66</b>	RO
12	2	565207	<b>DABIC, Lea</b>	SLO	44.61	42.64	<b>1:27.25</b>	<b>30.49</b>	EL
13	28	536473	<b>LALIVE, Caroline</b>	USA	44.12	43.44	<b>1:27.56</b>	<b>32.62</b>	SA
14	9	106056	<b>SIMARD, Genevieve</b>	CAN	44.46	43.12	<b>1:27.58</b>	<b>32.76</b>	RO
15	5	35079	<b>SIMARI BIRKNER, Maria Belen</b>	ARG	45.28	42.99	<b>1:28.27</b>	<b>37.51</b>	RO
	1	425359	<b>BERNTSEN, Hedda</b>	NOR	45.22	43.05	<b>1:28.27</b>	<b>37.51</b>	FI
17	6	515573	<b>AUFDENBLATTEN, Fraenzi</b>	SUI	45.30	43.39	<b>1:28.69</b>	<b>40.40</b>	SA
18	13	495318	<b>RUIZ CASTILLO, Carolina</b>	SPA	45.69	43.57	<b>1:29.26</b>	<b>44.32</b>	DY
19	8	255098	<b>KRISTJANSDOTTIR, Dagny L.</b>	ISL	47.51	44.62	<b>1:32.13</b>	<b>64.08</b>	RO

10 February 2003 / St. Moritz (SUI) / 6204

Page 1 of 2

www.stmoritz2003.com

www.fis-ski.com

Generation date: 10 February 2003 Time: 15:46



**K**

## OFFICIAL RESULTS

**SL**

pos	bib	code	surname, name	nation	time 1st run	time 2nd run	time total	race points	ski
20	7	35089	<b>SIMARI BIRKNER, Macarena</b>	ARG	48.22	44.60	<b>1:32.82</b>	<b>68.82</b>	RO
21	15	106402	<b>VANDERBEEK, Kelly</b>	CAN	48.19	45.98	<b>1:34.17</b>	<b>78.12</b>	VK

did not finish 1st run: 4

3	705267		<b>STAFFENOVA, Jana</b>	SVK					HE
17	505260		<b>HARGIN, Janette</b>	SWE					RO
18	55691		<b>SPONRING, Christine</b>	AUT					AT
27	515348		<b>BORGHI, Catherine</b>	SUI					FI

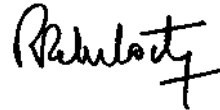
disqualified 1st run: 1

14	225206		<b>ALCOTT, Chimene</b>	GBR					RO
----	--------	--	------------------------	-----	--	--	--	--	----

did not finish 2nd run: 2

23	205820		<b>HUBER, Isabelle</b>	GER	46.00				RO
31	45087		<b>BRIGHT, Rowena</b>	AUS	47.02				FI

<b>AT</b>	ATOMIC	<b>FI</b>	FISCHER	<b>SA</b>	SALOMON
<b>BL</b>	BLIZZARD	<b>HE</b>	HEAD	<b>ST</b>	STÖCKLI
<b>DY</b>	DYNASTAR	<b>NO</b>	NORDICA	<b>VK</b>	VÖLKL
<b>EL</b>	ELAN	<b>RO</b>	ROSSIGNOL		

the Technical Delegate Richard REBSTOCK (FRA) #594


10 February 2003 / St. Moritz (SUI) / 6204

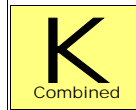
Page 2 of 2

www.stmoritz2003.com

www.fis-ski.com

Generation date: 10 February 2003 Time: 15:46





# Slalom WOMEN Combined ANALYSIS by RANK



Number of competitors: 23

pos	bib	nation	surname, name	int1R1 <i>int1R1-finR1</i>	finR1 <i>finR1-int1R2</i>	int1R2	<i>int1R2-final</i>	final	gap
1	26	CRO	KOSTELIC, Janica	23.78 1 17.74 1	41.52 1 24.21 4	1:05.73 1	17.09 1	1:22.82	
2	16	AUT	HOSP, Nicole	24.05 3 17.86 2	41.91 2 24.25 5	1:06.16 2	17.28 2	1:23.44	+0.62
3	4	AUT	SCHILD, Marlies	24.35 5 18.26 4	42.61 5 24.12 2	1:06.73 4	17.29 3	1:24.02	+1.20
4	10	SUI	OESTER, Marlies	23.98 2 18.27 5	42.25 3 24.41 6	1:06.66 3	17.69 5	1:24.35	+1.53
5	24	GER	ERTL, Martina	24.29 4 17.98 3	42.27 4 24.79 12	1:07.06 5	17.81 11	1:24.87	+2.05
6	12	USA	STIEGLER, Resi	24.73 8 19.23 10	43.96 7 24.01 1	1:07.97 6	17.75 8	1:25.72	+2.90
7	11	CZE	ZAHROBSKA, Sarka	25.03 12 19.10 8	44.13 10 24.20 3	1:08.33 7	17.50 4	1:25.83	+3.01
8	21	GER	RIESCH, Maria	24.87 10 19.04 6	43.91 6 24.58 7	1:08.49 8	17.73 7	1:26.22	+3.40
9	20	USA	MANCUSO, Julia	24.82 9 19.23 10	44.05 8 24.78 11	1:08.83 9	17.78 10	1:26.61	+3.79
10	19	CAN	BRYDON, Emily	25.17 14 19.37 12	44.54 12 24.70 10	1:09.24 11	17.83 12	1:27.07	+4.25
11	22	SWE	LINDELL-VIKARBY, Jessica	25.49 16 19.13 9	44.62 14 24.81 13	1:09.43 13	17.70 6	1:27.13	+4.31
12	2	SLO	DABIC, Lea	25.22 15 19.39 13	44.61 13 24.88 14	1:09.49 14	17.76 9	1:27.25	+4.43
13	28	USA	LALIVE, Caroline	25.05 13 19.07 7	44.12 9 25.26 18	1:09.38 12	18.18 14	1:27.56	+4.74
14	9	CAN	SIMARD, Genevieve	25.01 11 19.45 14	44.46 11 24.65 8	1:09.11 10	18.47 17	1:27.58	+4.76
15	5	ARG	SIMARI BIRKNER, Maria Bel	25.60 18 19.68 15	45.28 16 24.69 9	1:09.97 15	18.30 16	1:28.27	+5.45
	1	NOR	BERNTSEN, Hedda	24.49 6 20.73 22	45.22 15 24.93 15	1:10.15 16	18.12 13	1:28.27	+5.45
17	6	SUI	AUFDENBLATTEN, Fraenzi	25.55 17 19.75 16	45.30 17 25.10 17	1:10.40 17	18.29 15	1:28.69	+5.87
18	13	SPA	RUIZ CASTILLO, Carolina	25.79 19 19.90 18	45.69 18 24.94 16	1:10.63 18	18.63 18	1:29.26	+6.44
19	8	ISL	KRISTJANSOTTIR, Dagny	26.80 25 20.71 21	47.51 21 25.85 21	1:13.36 20	18.77 19	1:32.13	+9.31

10 February 2003 / St. Moritz (SUI) / 6204

Page 1 of 2

www.stmoritz2003.com

www.fis-ski.com

Generation date: 10 February 2003 Time: 15:48





**K**

ANALYSIS by RANK

**SL**

pos	bib	nation surname, name	int1R1 <i>int1R1-finR1</i>	finR1 <i>finR1-int1R2</i>	int1R2	<i>int1R2-final</i>	final	gap
20	7	ARG <b>SIMARI BIRKNER, Macarena</b>	26.93 <sup>26</sup> 21.29 <sup>24</sup>	48.22 <sup>23</sup> 25.78 <sup>20</sup>	1:14.00 <sup>21</sup>		<b>1:32.82</b>	+10.00
21	15	CAN <b>VANDERBEEK, Kelly</b>	27.29 <sup>27</sup> 20.90 <sup>23</sup>	48.19 <sup>22</sup> 26.46 <sup>22</sup>	1:14.65 <sup>22</sup>	18.82 <sup>20</sup> 19.52 <sup>21</sup>	<b>1:34.17</b>	+11.35
	23	GER <b>HUBER, Isabelle</b>	26.00 <sup>21</sup> 20.00 <sup>19</sup>	46.00 <sup>19</sup> 25.28 <sup>19</sup>	1:11.28 <sup>19</sup>		<b>DNF</b>	
	31	AUS <b>BRIGHT, Rowena</b>	26.61 <sup>24</sup> 20.41 <sup>20</sup>	47.02 <sup>20</sup>			<b>DNF</b>	

10 February 2003 / St. Moritz (SUI) / 6204

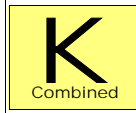
Page 2 of 2

www.stmoritz2003.com

www.fis-ski.com

Generation date: 10 February 2003 Time: 15:48





# Slalom WOMEN Combined

## ANALYSIS by BIB



Number of competitors: 23

bib	nation surname, name	int1R1	finR1	int1R2	final	gap
		int1R1-finR1	finR1-int1R2	int1R2-final		
1	NOR <b>BERNTSEN, Hedda</b>	24.49 <sup>6</sup> 20.73 <sup>22</sup>	45.22 <sup>15</sup> 24.93 <sup>15</sup>	1:10.15 <sup>16</sup>	1:28.27 <sup>15</sup>	+5.45
2	SLO <b>DABIC, Lea</b>	25.22 <sup>15</sup> 19.39 <sup>13</sup>	44.61 <sup>13</sup> 24.88 <sup>14</sup>	1:09.49 <sup>14</sup>	1:27.25 <sup>12</sup>	+4.43
4	AUT <b>SCHILD, Marlies</b>	24.35 <sup>5</sup> 18.26 <sup>4</sup>	42.61 <sup>5</sup> 24.12 <sup>2</sup>	1:06.73 <sup>4</sup>	1:24.02 <sup>3</sup>	+1.20
5	ARG <b>SIMARI BIRKNER, Maria Bel</b>	25.60 <sup>18</sup> 19.68 <sup>15</sup>	45.28 <sup>16</sup> 24.69 <sup>9</sup>	1:09.97 <sup>15</sup>	1:28.27 <sup>15</sup>	+5.45
6	SUI <b>AUFDENBLATTEN, Fraenzi</b>	25.55 <sup>17</sup> 19.75 <sup>16</sup>	45.30 <sup>17</sup> 25.10 <sup>17</sup>	1:10.40 <sup>17</sup>	1:28.69 <sup>17</sup>	+5.87
7	ARG <b>SIMARI BIRKNER, Macarena</b>	26.93 <sup>26</sup> 21.29 <sup>24</sup>	48.22 <sup>23</sup> 25.78 <sup>20</sup>	1:14.00 <sup>21</sup>	1:32.82 <sup>20</sup>	+10.00
8	ISL <b>KRISTJANSOTTIR, Dagny</b>	26.80 <sup>25</sup> 20.71 <sup>21</sup>	47.51 <sup>21</sup> 25.85 <sup>21</sup>	1:13.36 <sup>20</sup>	1:32.13 <sup>19</sup>	+9.31
9	CAN <b>SIMARD, Genevieve</b>	25.01 <sup>11</sup> 19.45 <sup>14</sup>	44.46 <sup>11</sup> 24.65 <sup>8</sup>	1:09.11 <sup>10</sup>	1:27.58 <sup>14</sup>	+4.76
10	SUI <b>OESTER, Marlies</b>	23.98 <sup>2</sup> 18.27 <sup>5</sup>	42.25 <sup>3</sup> 24.41 <sup>6</sup>	1:06.66 <sup>3</sup>	1:24.35 <sup>4</sup>	+1.53
11	CZE <b>ZAHROBSKA, Sarka</b>	25.03 <sup>12</sup> 19.10 <sup>8</sup>	44.13 <sup>10</sup> 24.20 <sup>3</sup>	1:08.33 <sup>7</sup>	1:25.83 <sup>7</sup>	+3.01
12	USA <b>STIEGLER, Resi</b>	24.73 <sup>8</sup> 19.23 <sup>10</sup>	43.96 <sup>7</sup> 24.01 <sup>1</sup>	1:07.97 <sup>6</sup>	1:25.72 <sup>6</sup>	+2.90
13	SPA <b>RUIZ CASTILLO, Carolina</b>	25.79 <sup>19</sup> 19.90 <sup>18</sup>	45.69 <sup>18</sup> 24.94 <sup>16</sup>	1:10.63 <sup>18</sup>	1:29.26 <sup>18</sup>	+6.44
15	CAN <b>VANDERBEEK, Kelly</b>	27.29 <sup>27</sup> 20.90 <sup>23</sup>	48.19 <sup>22</sup> 26.46 <sup>22</sup>	1:14.65 <sup>22</sup>	1:34.17 <sup>21</sup>	+11.35
16	AUT <b>HOSP, Nicole</b>	24.05 <sup>3</sup> 17.86 <sup>2</sup>	41.91 <sup>2</sup> 24.25 <sup>5</sup>	1:06.16 <sup>2</sup>	1:23.44 <sup>2</sup>	+0.62
19	CAN <b>BRYDON, Emily</b>	25.17 <sup>14</sup> 19.37 <sup>12</sup>	44.54 <sup>12</sup> 24.70 <sup>10</sup>	1:09.24 <sup>11</sup>	1:27.07 <sup>10</sup>	+4.25
20	USA <b>MANCUSO, Julia</b>	24.82 <sup>9</sup> 19.23 <sup>10</sup>	44.05 <sup>8</sup> 24.78 <sup>11</sup>	1:08.83 <sup>9</sup>	1:26.61 <sup>9</sup>	+3.79
21	GER <b>RIESCH, Maria</b>	24.87 <sup>10</sup> 19.04 <sup>6</sup>	43.91 <sup>6</sup> 24.58 <sup>7</sup>	1:08.49 <sup>8</sup>	1:26.22 <sup>8</sup>	+3.40
22	SWE <b>LINDELL-VIKARBY, Jessica</b>	25.49 <sup>16</sup> 19.13 <sup>9</sup>	44.62 <sup>14</sup> 24.81 <sup>13</sup>	1:09.43 <sup>13</sup>	1:27.13 <sup>11</sup>	+4.31
23	GER <b>HUBER, Isabelle</b>	26.00 <sup>21</sup> 20.00 <sup>19</sup>	46.00 <sup>19</sup> 25.28 <sup>19</sup>	1:11.28 <sup>19</sup>	DNF	

10 February 2003 / St. Moritz (SUI) / 6204

www.stmoritz2003.com

Generation date: 10 February 2003 Time: 15:48

Page 1 of 2

www.fis-ski.com



**K**

ANALYSIS by BIB

**SL**

bib	nation surname, name	int1R1 <i>int1R1-finR1</i>	finR1 <i>finR1-int1R2</i>	int1R2	<i>int1R2-final</i>	final	gap
24	GER ERTL, Martina	24.29 <sup>4</sup> 17.98 <sup>3</sup>	42.27 <sup>4</sup> 24.79 <sup>12</sup>	1:07.06 <sup>5</sup>	17.81 <sup>11</sup>	1:24.87 <sup>5</sup>	+2.05
26	CRO KOSTELIC, Janica	23.78 <sup>1</sup> 17.74 <sup>1</sup>	41.52 <sup>1</sup> 24.21 <sup>4</sup>	1:05.73 <sup>1</sup>	17.09 <sup>1</sup>	1:22.82 <sup>1</sup>	
28	USA LALIVE, Caroline	25.05 <sup>13</sup> 19.07 <sup>7</sup>	44.12 <sup>9</sup> 25.26 <sup>18</sup>	1:09.38 <sup>12</sup>	18.18 <sup>14</sup>	1:27.56 <sup>13</sup>	+4.74
31	AUS BRIGHT, Rowena	26.61 <sup>24</sup> 20.41 <sup>20</sup>	47.02 <sup>20</sup>			DNF	

10 February 2003 / St. Moritz (SUI) / 6204

Page 2 of 2

www.stmoritz2003.com

www.fis-ski.com

Generation date: 10 February 2003 Time: 15:48





**K**

# Slalom WOMEN Combined PENALTY CALCULATION

**SL**  
Slalom

pos	bib	code	surname, name	nation	FIS points	best 5	race points
best 10 to finish							
1	26	385022	<b>KOSTELIC, Janica</b>	CRO	<b>0.00</b>	<b>0.00</b>	0.00
2	16	55690	<b>HOSP, Nicole</b>	AUT	<b>4.59</b>	<b>4.59</b>	4.27
3	4	55590	<b>SCHILD, Marlies</b>	AUT	<b>3.96</b>	<b>3.96</b>	8.26
4	10	515370	<b>OESTER, Marlies</b>	SUI	<b>5.33</b>	<b>5.33</b>	10.53
5	24	205378	<b>ERTL, Martina</b>	GER	<b>4.75</b>	<b>4.75</b>	14.11
6	12	537772	<b>STIEGLER, Resi</b>	USA	13.30		
7	11	155415	<b>ZAHROBSKA, Sarka</b>	CZE	5.92		
8	21	206001	<b>RIESCH, Maria</b>	GER	12.37		
9	20	537545	<b>MANCUSO, Julia</b>	USA	15.83		
10	19	105997	<b>BRYDON, Emily</b>	CAN	23.93		
best 5 FIS points at start							
1	26	385022	<b>KOSTELIC, Janica</b>	CRO	0.00		
3	4	55590	<b>SCHILD, Marlies</b>	AUT	3.96		
2	16	55690	<b>HOSP, Nicole</b>	AUT	4.59		
5	24	205378	<b>ERTL, Martina</b>	GER	4.75		
4	10	515370	<b>OESTER, Marlies</b>	SUI	5.33		
total							
					FIS points of best 5 at start (B)	<b>18.63</b>	
					FIS points of best to finish in top 10 (A)		<b>18.63</b>
					race points of corresponding competitors (C)		<b>37.17</b>
					calculated penalty (A+B-C)/10	<b>0.01</b>	
					PENALTY APPLIED	<b>1.83</b>	

the Technical Delegate Richard REBSTOCK (FRA) #594

10 February 2003 / St. Moritz (SUI) / 6204

Page 1 of 1

www.stmoritz2003.com

www.fis-ski.com

Generation date: 10 February 2003 Time: 15:47

