



Giant Slalom WOMEN LIST of COMPETITORS



Number of competitors: 80

(According to the 3rd F.I.S. point list)

code	surname, name	nation	FIS points
515268	NEF, Sonja	SUI	0.00
505483	PAERSON, Anja	SWE	0.23
295342	PUTZER, Karen	ITA	0.39
55198	DORFMEISTER, Michaela	AUT	1.17
385022	KOSTELIC, Janica	CRO	2.08
55212	MEISSNITZER, Alexandra	AUT	2.55
495065	RIENDA CONTRERAS, Maria Jose	SPA	3.03
425001	FLEMMEN, Andrine	NOR	3.16
55690	HOSP, Nicole	AUT	3.20
565243	MAZE, Tina	SLO	3.61
505187	OTTOSSON, Anna	SWE	3.74
355002	HEEB-BATLINER, Birgit	LIE	3.82
185140	POUTIAINEN, Tanja	FIN	3.88
105741	FORSYTH, Allison	CAN	3.91
425389	NILSEN, Stina Hofgard	NOR	4.05
205378	ERTL, Martina	GER	4.35
295445	KARBON, Denise	ITA	4.51
55313	ROHREGGER, Eveline	AUT	4.52
106056	SIMARD, Genevieve	CAN	5.10
536481	SCHLEPER, Sarah	USA	5.14
106022	JANYK, Britt	CAN	5.23
195374	MONTILLET, Carole	FRA	5.48
515573	AUFDENBLATTEN, Fraenzi	SUI	5.68
536473	LALIVE, Caroline	USA	5.89
536138	CLARK, Kirsten L	USA	5.98
535825	KOZNICK, Kristina	USA	5.99
515766	SUTER, Fabienne	SUI	6.00
505632	LINDELL-VIKARBY, Jessica	SWE	7.29
295738	BACHMANN, Silke	ITA	10.50
296259	MOELGG, Manuela	ITA	11.06
505271	EKMAN, Susanne	SWE	11.92
565109	DOVZAN, Alenka	SLO	14.16
515370	OESTER, Marlies	SUI	14.92
495318	RUIZ CASTILLO, Carolina	SPA	15.08

13 February 2003 / St. Moritz (SUI) / 6206

Page 1 of 3

www.stmoritz2003.com

www.fis-ski.com

Generation date: 13 February 2003 Time: 08:25



LIST of COMPETITORS
(According to the 3rd F.I.S. point list)



code	surname, name	nation	FIS points
225206	ALCOTT, Chimene	GBR	16.91
355020	SCHAEDLER, Tamara	LIE	16.91
495107	GALINDO SANTOLARIA, Ana	SPA	18.05
206001	RIESCH, Maria	GER	18.05
515170	STYGER, Nadia	SUI	18.58
205115	GERG, Annemarie	GER	18.66
385032	JELUSIC, Ana	CRO	18.70
155333	HRSTKOVA, Lucie	CZE	19.46
155194	KURFUERSTOVA, Eva	CZE	22.89
435130	KRZYZYNSKA, Dagmara	POL	24.08
425359	BERNTSEN, Hedda	NOR	24.69
305092	KASHIWAGI, Kumiko	JPN	24.95
565268	DREV, Ana	SLO	26.47
485314	POPKOVA, Anastasij	RUS	27.38
385027	FLEISS, Nika	CRO	27.84
35079	SIMARI BIRKNER, Maria Belen	ARG	28.22
315149	LOLOVIC, Jelena	JUG	30.11
425458	VIKEN, Line	NOR	32.20
355038	WALTER, Jessica	LIE	33.93
485359	BLAGOULIAK, Tatiana	RUS	35.59
155047	ZAKOURILOVA, Petra	CZE	37.59
105997	BRYDON, Emily	CAN	38.44
355034	SCHAEDLER, Sarah	LIE	38.88
415090	MCLEOD, Erika	NZE	39.39
175024	SOELLING, Sophie	DAN	40.41
155409	ZIKOVA, Lucie	CZE	41.20
485198	IWATSCHENKO, Evgenija	RUS	46.04
45087	BRIGHT, Rowena	AUS	47.70
35089	SIMARI BIRKNER, Macarena	ARG	54.50
705037	LOPUSNA, Lubica	SVK	54.99
65038	PERSYN, Karen	BEL	56.53
705293	REPCINOVA, Kristina	SVK	58.45
485332	CHAIKOVSKAJA, Anastasija	RUS	58.88
705267	STAFFENOVA, Jana	SVK	59.11
705202	SMERCIAKOVA, Zuzana	SVK	59.27
685003	AKHMETELI, Sofia	GEO	60.80
695017	SIPARENKO, Yulia	UKR	84.11
65047	SCHEEPERS, Jozefien	BEL	85.06
285012	HITZIG, Kathryn	ISR	98.75
285011	MARKH, Sonya	ISR	103.93
245037	TUSS, Reka	HUN	113.43
675016	EREMENKO, Vera	KAZ	128.78
685008	KAISHAURI, Mariam	GEO	133.30
275008	FARIVARZ, Sara	IRE	156.30
85018	ARNHOLD, Mirella	BRA	166.38



LIST of COMPETITORS
 (According to the 3rd F.I.S. point list)

code	surname, name	nation	FIS points
345020	FREM, Soha	LIB	248.25





Giant Slalom WOMEN NATION LIST



Number of competitors: 80

(According to the 3rd F.I.S. point list)

	code	surname, name	FIS points
ARGENTINA (2)			
ARG	35079	SIMARI BIRKNER, Maria Belen	28.22
	35089	SIMARI BIRKNER, Macarena	54.50
AUSTRALIA (1)			
AUS	45087	BRIGHT, Rowena	47.70
AUSTRIA (4)			
AUT	55198	DORFMEISTER, Michaela	1.17
	55212	MEISSNITZER, Alexandra	2.55
	55690	HOSP, Nicole	3.20
	55313	ROHREGGER, Eveline	4.52
BELGIUM (2)			
BEL	65038	PERSYN, Karen	56.53
	65047	SCHEEPERS, Jozefien	85.06
BRAZIL (1)			
BRA	85018	ARNHOLD, Mirella	166.38
CANADA (4)			
CAN	105741	FORSYTH, Allison	3.91
	106056	SIMARD, Genevieve	5.10
	106022	JANYK, Britt	5.23
	105997	BRYDON, Emily	38.44
CROATIA (3)			
CRO	385022	KOSTELIC, Janica	2.08
	385032	JELUSIC, Ana	18.70
	385027	FLEISS, Nika	27.84
CZECHIA (4)			
CZE	155333	HRSTKOVA, Lucie	19.46
	155194	KURFUERSTOVA, Eva	22.89
	155047	ZAKOURILOVA, Petra	37.59
	155409	ZIKOVA, Lucie	41.20

13 February 2003 / St. Moritz (SUI)

Page 1 of 4

www.stmoritz2003.com

www.fis-ski.com

Generation date: 13 February 2003 Time: 08:25



(According to the 3rd special F.I.S. point list)

	code	surname, name	FIS points
DENMARK (1)			
DAN	175024	SOELLING, Sophie	40.41
FINLAND (1)			
FIN	185140	POUTIAINEN, Tanja	3.88
FRANCE (1)			
FRA	195374	MONTILLET, Carole	5.48
GREAT BRITAIN (1)			
GBR	225206	ALCOTT, Chimene	16.91
GEORGIA (2)			
GEO	685003	AKHMETELI, Sofia	60.80
	685008	KAISHAURI, Mariam	133.30
GERMANY (3)			
GER	205378	ERTL, Martina	4.35
	206001	RIESCH, Maria	18.05
	205115	GERG, Annemarie	18.66
HUNGARY (1)			
HUN	245037	TUSS, Reka	113.43
IRELAND (1)			
IRE	275008	FARIVARZ, Sara	156.30
ISRAEL (2)			
ISR	285012	HITZIG, Kathryn	98.75
	285011	MARKH, Sonya	103.93
ITALY (4)			
ITA	295342	PUTZER, Karen	0.39
	295445	KARBON, Denise	4.51
	295738	BACHMANN, Silke	10.50
	296259	MOELGG, Manuela	11.06
JAPAN (1)			
JPN	305092	KASHIWAGI, Kumiko	24.95
JUGOSLAVIA (1)			
JUG	315149	LOLOVIC, Jelena	30.11
KAZAKHSTAN (1)			
KAZ	675016	EREMENKO, Vera	128.78
LEBANON (1)			
LIB	345020	FREM, Soha	248.25
LIECHTENSTEIN (4)			
LIE	355002	HEEB-BATLINER, Birgit	3.82
	355020	SCHAEDLER, Tamara	16.91
	355038	WALTER, Jessica	33.93

13 February 2003 / St. Moritz (SUI)

Page 2 of 4

www.stmoritz2003.com

www.fis-ski.com

Generation date: 13 February 2003 Time: 08:25



	code	surname, name	FIS points
LIE	355034	SCHAEDLER, Sarah	38.88
NORWAY (4)			
NOR	425001	FLEMMEN, Andrine	3.16
	425389	NILSEN, Stina Hofgard	4.05
	425359	BERNTSEN, Hedda	24.69
	425458	VIKEN, Line	32.20
NEW ZELAND (1)			
NZE	415090	MCLEOD, Erika	39.39
POLAND (1)			
POL	435130	KRZYZYNSKA, Dagmara	24.08
RUSSIA (4)			
RUS	485314	POPKOVA, Anastasij	27.38
	485359	BLAGOULIAK, Tatiana	35.59
	485198	IWATSCHENKO, Evgenija	46.04
	485332	CHAIKOVSKAJA, Anastasija	58.88
SLOVENIA (3)			
SLO	565243	MAZE, Tina	3.61
	565109	DOVZAN, Alenka	14.16
	565268	DREV, Ana	26.47
SPAIN (3)			
SPA	495065	RIENDA CONTRERAS, Maria Jose	3.03
	495318	RUIZ CASTILLO, Carolina	15.08
	495107	GALINDO SANTOLARIA, Ana	18.05
SWITZERLAND (5)			
SUI	515268	NEF, Sonja	0.00
	515573	AUFDENBLATTEN, Fraenzi	5.68
	515766	SUTER, Fabienne	6.00
	515370	OESTER, Marlies	14.92
	515170	STYGER, Nadia	18.58
SLOWAKIA (4)			
SVK	705037	LOPUSNA, Lubica	54.99
	705293	REPCINOVA, Kristina	58.45
	705267	STAFFENOVA, Jana	59.11
	705202	SMERCIAKOVA, Zuzana	59.27
SWEDEN (4)			
SWE	505483	PAERSON, Anja	0.23
	505187	OTTOSSON, Anna	3.74
	505632	LINDELL-VIKARBY, Jessica	7.29
	505271	EKMAN, Susanne	11.92



	code	surname, name	FIS points
UKRAINA (1)			
UKR	695017	SIPARENKO, Yulia	84.11
USA (4)			
USA	536481	SCHLEPER, Sarah	5.14
	536473	LALIVE, Caroline	5.89
	536138	CLARK, Kirsten L	5.98
	535825	KOZNICK, Kristina	5.99





Giant Slalom WOMEN START LIST - 1st Run



JURY				TECHNICAL DATA			
TD FIS	Richard REBSTOCK	FRA	COURSE NAME	Engiadina			
REFEREE	Kurt HOCH	FIS	START	2435 m			
CHIEF OF RACE	Walter STAMM	SUI	FINISH	2040 m			
START REFEREE	Martin WIESER	ITA	VERTICAL DROP	395 m			
FINISH REFEREE	Pamela BEHR	GER	FIS HOMOLOG NR	6387/297/01			
1st RUN				2nd RUN			
COURSE SETTER	Sepp BRUNNER	SUI	Luciano ACERBONI	SPA			
NR. OF GATES/TURNS	51/48						
START TIME	09:30		13:00				
FORERUNNERS	A Aita CAMASTRAL	SUI	A Aita CAMASTRAL	SUI			
	B Madlaina FONTANA	SUI	B Madlaina FONTANA	SUI			
	C Valentina FLUETSCH	SUI	C Valentina FLUETSCH	SUI			
	D Martina BUEHLER	SUI	D Martina BUEHLER	SUI			

Number of competitors: 80

bib	code	surname, name	nation	ski
1	495065	RIENDA CONTRERAS, Maria Jose	SPA	RO
2	295342	PUTZER, Karen	ITA	RO
3	55212	MEISSNITZER, Alexandra	AUT	VK
4	55198	DORFMEISTER, Michaela	AUT	BL
5	515268	NEF, Sonja	SUI	VK
6	385022	KOSTELIC, Janica	CRO	SA
7	505483	PAERSON, Anja	SWE	SA
8	185140	POUTIAINEN, Tanja	FIN	RO
9	355002	HEEB-BATLINER, Birgit	LIE	NO
10	55690	HOSP, Nicole	AUT	VK
11	105741	FORSYTH, Allison	CAN	RO
12	565243	MAZE, Tina	SLO	RO
13	505187	OTTOSSON, Anna	SWE	DY
14	425001	FLEMMEN, Andrine	NOR	RO
15	425389	NILSEN, Stina Hofgard	NOR	RO

13 February 2003 / St. Moritz (SUI) / 6206

www.stmoritz2003.com

Generation date: 12 February 2003 Time: 19:03

Page 1 of 3

www.fis-ski.com



bib	code	surname, name	nation	ski
16	205378	ERTL, Martina	GER	RO
17	195374	MONTILLET, Carole	FRA	RO
18	536473	LALIVE, Caroline	USA	SA
19	536138	CLARK, Kirsten L	USA	FI
20	295445	KARBON, Denise	ITA	SA
21	55313	ROHREGGER, Eveline	AUT	NO
22	106056	SIMARD, Genevieve	CAN	RO
23	536481	SCHLEPER, Sarah	USA	RO
24	106022	JANYK, Britt	CAN	SA
25	515573	AUFDENBLATTEN, Fraenzi	SUI	SA
26	535825	KOZNICK, Kristina	USA	VK
27	295738	BACHMANN, Silke	ITA	VK
28	565109	DOVZAN, Alenka	SLO	RO
29	505632	LINDELL-VIKARBY, Jessica	SWE	RO
30	515370	OESTER, Marlies	SUI	NO
31	515766	SUTER, Fabienne	SUI	ST
32	296259	MOELGG, Manuela	ITA	FI
33	505271	EKMAN, Susanne	SWE	EL
34	495318	RUIZ CASTILLO, Carolina	SPA	DY
35	225206	ALCOTT, Chimene	GBR	RO
36	355020	SCHAEDLER, Tamara	LIE	
37	206001	RIESCH, Maria	GER	HE
38	495107	GALINDO SANTOLARIA, Ana	SPA	RO
39	515170	STYGER, Nadia	SUI	SA
40	205115	GERG, Annemarie	GER	NO
41	385032	JELUSIC, Ana	CRO	AT
42	155333	HRSTKOVA, Lucie	CZE	RO
43	155194	KURFUERSTOVA, Eva	CZE	RO
44	435130	KRZYZYNSKA, Dagmara	POL	
45	425359	BERNTSEN, Hedda	NOR	FI
46	305092	KASHIWAGI, Kumiko	JPN	
47	565268	DREV, Ana	SLO	RO
48	485314	POPKOVA, Anastasij	RUS	FI
49	385027	FLEISS, Nika	CRO	AT
50	35079	SIMARI BIRKNER, Maria Belen	ARG	RO
51	315149	LOLOVIC, Jelena	JUG	RO
52	425458	VIKEN, Line	NOR	DY
53	355038	WALTER, Jessica	LIE	
54	485359	BLAGOULIAK, Tatiana	RUS	FI
55	155047	ZAKOURILOVA, Petra	CZE	
56	105997	BRYDON, Emily	CAN	SA
57	355034	SCHAEDLER, Sarah	LIE	
58	415090	MCLEOD, Erika	NZE	
59	175024	SOELLING, Sophie	DAN	
60	155409	ZIKOVA, Lucie	CZE	
61	485198	IWATSCHENKO, Evgenija	RUS	



bib	code	surname, name	nation	ski
62	45087	BRIGHT, Rowena	AUS	FI
63	35089	SIMARI BIRKNER, Macarena	ARG	RO
64	705037	LOPUSNA, Lubica	SVK	EL
65	65038	PERSYN, Karen	BEL	
66	705293	REPCINOVA, Kristina	SVK	HE
67	485332	CHAIKOVSKAJA, Anastasija	RUS	
68	705267	STAFFENOVA, Jana	SVK	HE
69	705202	SMERCIAKOVA, Zuzana	SVK	RO
70	685003	AKHMETELI, Sofia	GEO	
71	695017	SIPARENKO, Yulia	UKR	
72	65047	SCHEEPERS, Jozefien	BEL	
73	285012	HITZIG, Kathryn	ISR	
74	285011	MARKH, Sonya	ISR	
75	245037	TUSS, Reka	HUN	
76	675016	EREMENKO, Vera	KAZ	
77	685008	KAISHAURI, Mariam	GEO	
78	275008	FARIVARZ, Sara	IRE	
79	85018	ARNHOLD, Mirella	BRA	
80	345020	FREM, Soha	LIB	

AT	ATOMIC	FI	FISCHER	SA	SALOMON
BL	BLIZZARD	HE	HEAD	ST	STÖCKLI
DY	DYNASTAR	NO	NORDICA	VK	VÖLKL
EL	ELAN	RO	ROSSIGNOL		





Giant Slalom WOMEN RESULTS - 1st Run



JURY				TECHNICAL DATA			
TD FIS	Richard REBSTOCK	FRA	COURSE NAME	Engiadina			
REFEREE	Kurt HOCH	FIS	START	2435 m			
CHIEF OF RACE	Walter STAMM	SUI	FINISH	2040 m			
START REFEREE	Martin WIESER	ITA	VERTICAL DROP	395 m			
FINISH REFEREE	Pamela BEHR	GER	FIS HOMOLOG NR	6387/297/01			
1st RUN				2nd RUN			
COURSE SETTER	Sepp BRUNNER	SUI	Luciano ACERBONI	SPA			
NR. OF GATES/TURNS	51/48						
START TIME	09:30		13:00				
FORERUNNERS	A Aita CAMASTRAL SUI	A Aita CAMASTRAL SUI	WEATHER Clear				
	B Madlaina FONTANA SUI	B Madlaina FONTANA SUI	SNOW Hard				
	C Valentina FLUETSCH SUI	C Valentina FLUETSCH SUI	TEMPERATURE START -10°C				
	D Martina BUEHLER SUI	D Martina BUEHLER SUI	FINISH -9°C				

Number of competitors: 80

pos	bib	code	surname, name	nation	time	ski
1	7	505483	PAERSON, Anja	SWE	1:19.21	SA
2	11	105741	FORSYTH, Allison	CAN	1:19.33	RO
3	12	565243	MAZE, Tina	SLO	1:19.64	RO
4	10	55690	HOSP, Nicole	AUT	1:19.90	VK
	2	295342	PUTZER, Karen	ITA	1:19.90	RO
6	20	295445	KARBON, Denise	ITA	1:20.08	SA
7	4	55198	DORFMEISTER, Michaela	AUT	1:20.11	BL
8	9	355002	HEEB-BATLINER, Birgit	LIE	1:20.14	NO
9	14	425001	FLEMMEN, Andrine	NOR	1:20.37	RO
10	26	535825	KOZNICK, Kristina	USA	1:20.51	VK
11	6	385022	KOSTELIC, Janica	CRO	1:20.70	SA
12	5	515268	NEF, Sonja	SUI	1:20.71	VK
13	32	296259	MOELGG, Manuela	ITA	1:20.82	FI
14	30	515370	OESTER, Marlies	SUI	1:20.91	NO
15	13	505187	OTTOSSON, Anna	SWE	1:20.96	DY

13 February 2003 / St. Moritz (SUI) / 6206

www.stmoritz2003.com

Generation date: 13 February 2003 Time: 11:04

Page 1 of 3

www.fis-ski.com



pos	bib	code	surname, name	nation	time	ski
16	16	205378	ERTL, Martina	GER	1:20.98	RO
17	22	106056	SIMARD, Genevieve	CAN	1:21.03	RO
18	17	195374	MONTILLET, Carole	FRA	1:21.28	RO
19	34	495318	RUIZ CASTILLO, Carolina	SPA	1:21.36	DY
20	31	515766	SUTER, Fabienne	SUI	1:21.39	ST
21	18	536473	LALIVE, Caroline	USA	1:21.42	SA
22	49	385027	FLEISS, Nika	CRO	1:21.55	AT
23	40	205115	GERG, Annemarie	GER	1:21.59	NO
24	29	505632	LINDELL-VIKARBY, Jessica	SWE	1:21.62	RO
	27	295738	BACHMANN, Silke	ITA	1:21.62	VK
26	39	515170	STYGER, Nadia	SUI	1:21.63	SA
27	8	185140	POUTIAINEN, Tanja	FIN	1:21.64	RO
28	28	565109	DOVZAN, Alenka	SLO	1:21.78	RO
29	41	385032	JELUSIC, Ana	CRO	1:22.09	AT
30	19	536138	CLARK, Kirsten L	USA	1:22.12	FI
31	33	505271	EKMAN, Susanne	SWE	1:22.19	EL
32	56	105997	BRYDON, Emily	CAN	1:22.20	SA
33	21	55313	ROHREGGER, Eveline	AUT	1:22.26	NO
34	35	225206	ALCOTT, Chimene	GBR	1:22.57	RO
35	47	565268	DREV, Ana	SLO	1:22.64	RO
36	38	495107	GALINDO SANTOLARIA, Ana	SPA	1:22.73	RO
	36	355020	SCHAEDLER, Tamara	LIE	1:22.73	RO
38	46	305092	KASHIWAGI, Kumiko	JPN	1:23.01	SA
39	55	155047	ZAKOURILOVA, Petra	CZE	1:23.47	HE
40	50	35079	SIMARI BIRKNER, Maria Belen	ARG	1:23.48	RO
41	25	515573	AUFDENBLATTEN, Fraenzi	SUI	1:23.51	SA
42	53	355038	WALTER, Jessica	LIE	1:23.77	
43	51	315149	LOLOVIC, Jelena	JUG	1:24.02	RO
44	58	415090	MCLEOD, Erika	NZE	1:24.65	RO
45	54	485359	BLAGOULIAK, Tatiana	RUS	1:24.79	FI
46	45	425359	BERNTSEN, Hedda	NOR	1:24.83	FI
47	48	485314	POPKOVA, Anastasij	RUS	1:25.36	FI
48	57	355034	SCHAEDLER, Sarah	LIE	1:26.04	ST
49	44	435130	KRZYZYNSKA, Dagmara	POL	1:26.28	RO
50	60	155409	ZIKOVA, Lucie	CZE	1:26.34	
51	69	705202	SMERCIAKOVA, Zuzana	SVK	1:26.39	RO
52	65	65038	PERSYN, Karen	BEL	1:26.57	EL
53	62	45087	BRIGHT, Rowena	AUS	1:26.69	FI
54	66	705293	REPCINOVA, Kristina	SVK	1:27.09	HE
55	70	685003	AKHMETELI, Sofia	GEO	1:27.65	VK
56	71	695017	SIPARENKO, Yulia	UKR	1:29.91	
57	75	245037	TUSS, Reka	HUN	1:32.37	
58	77	685008	KAISHAURI, Mariam	GEO	1:32.91	
59	73	285012	HITZIG, Kathryn	ISR	1:34.70	
60	76	675016	EREMENKO, Vera	KAZ	1:34.86	



pos	bib	code	surname, name	nation	time	ski
61	79	85018	ARNHOLD, Mirella	BRA	1:35.30	
62	78	275008	FARIVARZ, Sara	IRE	1:35.49	
63	74	285011	MARKH, Sonya	ISR	1:35.74	
64	80	345020	FREM, Soha	LIB	1:43.76	

did not start: 2

68	705267		STAFFENOVA, Jana	SVK		HE
72	65047		SCHEEPERS, Jozefien	BEL		

did not finish: 14

1	495065		RIENDA CONTRERAS, Maria Jose	SPA		RO
3	55212		MEISSNITZER, Alexandra	AUT		VK
15	425389		NILSEN, Stina Hofgard	NOR		RO
23	536481		SCHLEPER, Sarah	USA		RO
24	106022		JANYK, Britt	CAN		SA
37	206001		RIESCH, Maria	GER		HE
42	155333		HRSTKOVA, Lucie	CZE		RO
43	155194		KURFUERSTOVA, Eva	CZE		RO
52	425458		VIKEN, Line	NOR		DY
59	175024		SOELLING, Sophie	DAN		VK
61	485198		IWATSCHENKO, Evgenija	RUS		RO
63	35089		SIMARI BIRKNER, Macarena	ARG		RO
64	705037		LOPUSNA, Lubica	SVK		EL
67	485332		CHAIKOVSKAJA, Anastasija	RUS		

AT	ATOMIC	FI	FISCHER	SA	SALOMON
BL	BLIZZARD	HE	HEAD	ST	STÖCKLI
DY	DYNASTAR	NO	NORDICA	VK	VÖLKL
EL	ELAN	RO	ROSSIGNOL		





Giant Slalom WOMEN ANALYSIS by RANK - 1st run



Number of competitors: 80

pos	bib	nation	surname, name	int1 int1-int2	int2	int2-final	final	gap
1	7	SWE	PAERSON, Anja	22.60 ¹ 23.67 ²	46.27 ¹	32.94 ²	1:19.21	
2	11	CAN	FORSYTH, Allison	22.68 ³ 23.84 ⁴	46.52 ³	32.81 ¹	1:19.33	+0.12
3	12	SLO	MAZE, Tina	22.90 ¹⁰ 23.60 ¹	46.50 ²	33.14 ⁷	1:19.64	+0.43
4	10	AUT	HOSP, Nicole	22.79 ⁶ 24.12 ¹²	46.91 ⁷	32.99 ³	1:19.90	+0.69
	2	ITA	PUTZER, Karen	22.65 ² 23.98 ⁸	46.63 ⁴	33.27 ¹⁰	1:19.90	+0.69
6	20	ITA	KARBON, Denise	23.20 ²⁶ 23.89 ⁵	47.09 ¹⁴	32.99 ³	1:20.08	+0.87
7	4	AUT	DORFMEISTER, Michaela	23.05 ²² 24.02 ¹⁰	47.07 ¹²	33.04 ⁶	1:20.11	+0.90
8	9	LIE	HEEB-BATLINER, Birgit	22.72 ⁴ 24.16 ¹⁴	46.88 ⁶	33.26 ⁹	1:20.14	+0.93
9	14	NOR	FLEMMEN, Andrine	22.90 ¹⁰ 24.17 ¹⁶	47.07 ¹²	33.30 ¹¹	1:20.37	+1.16
10	26	USA	KOZNICK, Kristina	23.05 ²² 24.01 ⁹	47.06 ¹¹	33.45 ¹⁴	1:20.51	+1.30
11	6	CRO	KOSTELIC, Janica	23.10 ²⁵ 24.45 ²⁹	47.55 ²³	33.15 ⁸	1:20.70	+1.49
12	5	SUI	NEF, Sonja	22.84 ⁹ 24.51 ³⁴	47.35 ¹⁹	33.36 ¹²	1:20.71	+1.50
13	32	ITA	MOELGG, Manuela	23.36 ³² 24.10 ¹¹	47.46 ²²	33.36 ¹²	1:20.82	+1.61
14	30	SUI	OESTER, Marlies	23.01 ¹⁷ 24.27 ¹⁹	47.28 ¹⁶	33.63 ¹⁸	1:20.91	+1.70
15	13	SWE	OTTOSSON, Anna	23.20 ²⁶ 24.13 ¹³	47.33 ¹⁷	33.63 ¹⁸	1:20.96	+1.75
16	16	GER	ERTL, Martina	23.60 ³⁷ 24.37 ²⁴	47.97 ³²	33.01 ⁵	1:20.98	+1.77
17	22	CAN	SIMARD, Genevieve	23.23 ²⁹ 24.32 ²²	47.55 ²³	33.48 ¹⁷	1:21.03	+1.82
18	17	FRA	MONTILLET, Carole	22.92 ¹⁴ 24.44 ²⁸	47.36 ²⁰	33.92 ²⁴	1:21.28	+2.07
19	34	SPA	RUIZ CASTILLO, Carolina	23.03 ²⁰ 24.41 ²⁷	47.44 ²¹	33.92 ²⁴	1:21.36	+2.15

13 February 2003 / St. Moritz (SUI) / 6206

Page 1 of 4

www.stmoritz2003.com

www.fis-ski.com

Generation date: 13 February 2003 Time: 11:04



pos	bib	nation surname, name	int1 <i>int1-int2</i>	int2	<i>int2-final</i>	final	gap
20	31	SUI SUTER, Fabienne	22.83 ⁸ 24.50 ³²	47.33 ¹⁷	34.06 ²⁶	1:21.39	+2.18
21	18	USA LALIVE, Caroline	22.76 ⁵ 24.28 ²⁰	47.04 ¹⁰	34.38 ³³	1:21.42	+2.21
22	49	CRO FLEISS, Nika	23.66 ⁴⁰ 24.16 ¹⁴	47.82 ²⁸	33.73 ²¹	1:21.55	+2.34
23	40	GER GERG, Annemarie	23.35 ³¹ 24.38 ²⁶	47.73 ²⁶	33.86 ²³	1:21.59	+2.38
24	29	SWE LINDELL-VIKARBY, Jessica	23.86 ⁴⁵ 24.29 ²¹	48.15 ³⁴	33.47 ¹⁵	1:21.62	+2.41
	27	ITA BACHMANN, Silke	23.28 ³⁰ 24.66 ³⁷	47.94 ³¹	33.68 ²⁰	1:21.62	+2.41
26	39	SUI STYGER, Nadia	23.07 ²⁴ 23.89 ⁵	46.96 ⁸	34.67 ³⁹	1:21.63	+2.42
27	8	FIN POUTIAINEN, Tanja	23.04 ²¹ 24.19 ¹⁷	47.23 ¹⁵	34.41 ³⁵	1:21.64	+2.43
28	28	SLO DOVZAN, Alenka	23.22 ²⁸ 24.45 ²⁹	47.67 ²⁵	34.11 ²⁷	1:21.78	+2.57
29	41	CRO JELUSIC, Ana	23.84 ⁴⁴ 24.78 ³⁸	48.62 ³⁹	33.47 ¹⁵	1:22.09	+2.88
30	19	USA CLARK, Kirsten L	23.40 ³⁴ 24.49 ³¹	47.89 ³⁰	34.23 ³¹	1:22.12	+2.91
31	33	SWE EKMAN, Susanne	23.37 ³³ 24.37 ²⁴	47.74 ²⁷	34.45 ³⁷	1:22.19	+2.98
32	56	CAN BRYDON, Emily	24.03 ⁵⁰ 24.33 ²³	48.36 ³⁶	33.84 ²²	1:22.20	+2.99
33	21	AUT ROHREGGER, Eveline	23.48 ³⁶ 24.57 ³⁵	48.05 ³³	34.21 ³⁰	1:22.26	+3.05
34	35	GBR ALCOTT, Chimene	23.63 ³⁸ 24.23 ¹⁸	47.86 ²⁹	34.71 ⁴⁰	1:22.57	+3.36
35	47	SLO DREV, Ana	23.98 ⁴⁸ 24.50 ³²	48.48 ³⁸	34.16 ²⁹	1:22.64	+3.43
36	38	SPA GALINDO SANTOLARIA, An	23.64 ³⁹ 24.98 ⁴²	48.62 ³⁹	34.11 ²⁷	1:22.73	+3.52
	36	LIE SCHAEDLER, Tamara	23.46 ³⁵ 24.91 ³⁹	48.37 ³⁷	34.36 ³²	1:22.73	+3.52
38	46	JPN KASHIWAGI, Kumiko	23.67 ⁴¹ 24.61 ³⁶	48.28 ³⁵	34.73 ⁴¹	1:23.01	+3.80
39	55	CZE ZAKOURILOVA, Petra	23.89 ⁴⁷ 25.20 ⁴⁵	49.09 ⁴⁴	34.38 ³³	1:23.47	+4.26
40	50	ARG SIMARI BIRKNER, Maria Bel	23.79 ⁴³ 25.26 ⁴⁷	49.05 ⁴³	34.43 ³⁶	1:23.48	+4.27
41	25	SUI AUFDENBLATTEN, Fraenzi	23.01 ¹⁷ 23.95 ⁷	46.96 ⁸	36.55 ⁵⁶	1:23.51	+4.30
42	53	LIE WALTER, Jessica	24.16 ⁵³ 25.14 ⁴³	49.30 ⁴⁵	34.47 ³⁸	1:23.77	+4.56
43	51	JUG LOLOVIC, Jelena	24.08 ⁵² 24.92 ⁴⁰	49.00 ⁴²	35.02 ⁴⁴	1:24.02	+4.81
44	58	NZE MCLEOD, Erika	24.06 ⁵¹ 25.70 ⁴⁹	49.76 ⁴⁷	34.89 ⁴³	1:24.65	+5.44
45	54	RUS BLAGOULIAK, Tatiana	24.30 ⁵⁴ 25.63 ⁴⁸	49.93 ⁴⁸	34.86 ⁴²	1:24.79	+5.58



pos	bib	nation	surname, name	int1 <i>int1-int2</i>	int2	<i>int2-final</i>	final	gap
46	45	NOR	BERNTSEN, Hedda	24.44 ⁵⁷ 25.14 ⁴³	49.58 ⁴⁶	35.25 ⁴⁶	1:24.83	+5.62
47	48	RUS	POPKOVA, Anastasij	24.32 ⁵⁵ 25.94 ⁵²	50.26 ⁴⁹	35.10 ⁴⁵	1:25.36	+6.15
48	57	LIE	SCHAEDLER, Sarah	24.45 ⁵⁸ 26.06 ⁵³	50.51 ⁵¹	35.53 ⁴⁸	1:26.04	+6.83
49	44	POL	KRZYZYNSKA, Dagmara	24.48 ⁵⁹ 26.26 ⁵⁸	50.74 ⁵³	35.54 ⁴⁹	1:26.28	+7.07
50	60	CZE	ZIKOVA, Lucie	24.74 ⁶¹ 26.13 ⁵⁴	50.87 ⁵⁴	35.47 ⁴⁷	1:26.34	+7.13
51	69	SVK	SMERCIAKOVA, Zuzana	24.74 ⁶¹ 25.86 ⁵¹	50.60 ⁵²	35.79 ⁵²	1:26.39	+7.18
52	65	BEL	PERSYN, Karen	24.85 ⁶³ 26.17 ⁵⁵	51.02 ⁵⁵	35.55 ⁵⁰	1:26.57	+7.36
53	62	AUS	BRIGHT, Rowena	24.87 ⁶⁴ 26.17 ⁵⁵	51.04 ⁵⁶	35.65 ⁵¹	1:26.69	+7.48
54	66	SVK	REPCINOVA, Kristina	25.23 ⁶⁵ 25.85 ⁵⁰	51.08 ⁵⁷	36.01 ⁵³	1:27.09	+7.88
55	70	GEO	AKHMETELI, Sofia	25.39 ⁶⁷ 26.21 ⁵⁷	51.60 ⁵⁸	36.05 ⁵⁴	1:27.65	+8.44
56	71	UKR	SIPARENKO, Yulia	26.02 ⁶⁸ 27.67 ⁶⁰	53.69 ⁶⁰	36.22 ⁵⁵	1:29.91	+10.70
57	75	HUN	TUSS, Reka	26.27 ⁶⁹ 28.30 ⁶³	54.57 ⁶¹	37.80 ⁵⁷	1:32.37	+13.16
58	77	GEO	KAISHAURI, Mariam	26.85 ⁷⁴ 27.85 ⁶¹	54.70 ⁶²	38.21 ⁵⁸	1:32.91	+13.70
59	73	ISR	HITZIG, Kathryn	26.67 ⁷² 28.47 ⁶⁴	55.14 ⁶³	39.56 ⁶⁰	1:34.70	+15.49
60	76	KAZ	EREMENKO, Vera	26.80 ⁷³ 28.51 ⁶⁵	55.31 ⁶⁵	39.55 ⁵⁹	1:34.86	+15.65
61	79	BRA	ARNHOLD, Mirella	27.13 ⁷⁵ 28.28 ⁶²	55.41 ⁶⁶	39.89 ⁶¹	1:35.30	+16.09
62	78	IRE	FARIVARZ, Sara	26.51 ⁷⁰ 28.65 ⁶⁶	55.16 ⁶⁴	40.33 ⁶³	1:35.49	+16.28
63	74	ISR	MARKH, Sonya	26.65 ⁷¹ 28.85 ⁶⁷	55.50 ⁶⁷	40.24 ⁶²	1:35.74	+16.53
64	80	LIB	FREM, Soha	28.14 ⁷⁶ 30.95 ⁶⁸	59.09 ⁶⁸	44.67 ⁶⁴	1:43.76	+24.55
	68	SVK	STAFFENOVA, Jana				DNS	
	72	BEL	SCHEEPERS, Jozefien				DNS	
	1	SPA	RIENDA CONTRERAS, Mari	22.81 ⁷			DNF	
	3	AUT	MEISSNITZER, Alexandra	22.91 ¹³			DNF	
	15	NOR	NILSEN, Stina Hofgard	22.90 ¹⁰ 23.83 ³	46.73 ⁵		DNF	
	23	USA	SCHLEPER, Sarah	22.96 ¹⁵			DNF	
	24	CAN	JANYK, Britt	23.01 ¹⁷			DNF	

13 February 2003 / St. Moritz (SUI) / 6206

Page 3 of 4

www.stmoritz2003.com

www.fis-ski.com

Generation date: 13 February 2003 Time: 11:04



pos	bib	nation surname, name	int1 <i>int1-int2</i>	int2	<i>int2-final</i>	final	gap
	37	GER RIESCH, Maria	22.99 16			DNF	
	42	CZE HRSTKOVA, Lucie	23.75 42			DNF	
	43	CZE KURFUERSTOVA, Eva	23.88 46			DNF	
	52	NOR VIKEN, Line	23.99 49 24.94 41	48.93 41		DNF	
	59	DAN SOELLING, Sophie	25.25 66 25.21 46	50.46 50		DNF	
	61	RUS IWATSCHENKO, Evgenija	24.67 60 27.30 59	51.97 59		DNF	
	63	ARG SIMARI BIRKNER, Macarena				DNF	
	64	SVK LOPUSNA, Lubica	24.43 56			DNF	
	67	RUS CHAIKOVSKAJA, Anastasija				DNF	





Giant Slalom WOMEN ANALYSIS by BIB - 1st run



Number of competitors: 80

bib	nation surname, name	int1 int1-int2	int2	int2-final	final	gap
1	SPA RIENDA CONTRERAS, Mari	22.81 7			DNF	
2	ITA PUTZER, Karen	22.65 2 23.98 8	46.63 4	33.27 10	1:19.90 4	+0.69
3	AUT MEISSNITZER, Alexandra	22.91 13			DNF	
4	AUT DORFMEISTER, Michaela	23.05 22 24.02 10	47.07 12	33.04 6	1:20.11 7	+0.90
5	SUI NEF, Sonja	22.84 9 24.51 34	47.35 19	33.36 12	1:20.71 12	+1.50
6	CRO KOSTELIC, Janica	23.10 25 24.45 29	47.55 23	33.15 8	1:20.70 11	+1.49
7	SWE PAERSON, Anja	22.60 1 23.67 2	46.27 1	32.94 2	1:19.21 1	
8	FIN POUTIAINEN, Tanja	23.04 21 24.19 17	47.23 15	34.41 35	1:21.64 27	+2.43
9	LIE HEEB-BATLINER, Birgit	22.72 4 24.16 14	46.88 6	33.26 9	1:20.14 8	+0.93
10	AUT HOSP, Nicole	22.79 6 24.12 12	46.91 7	32.99 3	1:19.90 4	+0.69
11	CAN FORSYTH, Allison	22.68 3 23.84 4	46.52 3	32.81 1	1:19.33 2	+0.12
12	SLO MAZE, Tina	22.90 10 23.60 1	46.50 2	33.14 7	1:19.64 3	+0.43
13	SWE OTTOSSON, Anna	23.20 26 24.13 13	47.33 17	33.63 18	1:20.96 15	+1.75
14	NOR FLEMMEN, Andrine	22.90 10 24.17 16	47.07 12	33.30 11	1:20.37 9	+1.16
15	NOR NILSEN, Stina Hofgard	22.90 10 23.83 3	46.73 5		DNF	
16	GER ERTL, Martina	23.60 37 24.37 24	47.97 32	33.01 5	1:20.98 16	+1.77
17	FRA MONTILLET, Carole	22.92 14 24.44 28	47.36 20	33.92 24	1:21.28 18	+2.07
18	USA LALIVE, Caroline	22.76 5 24.28 20	47.04 10	34.38 33	1:21.42 21	+2.21
19	USA CLARK, Kirsten L	23.40 34 24.49 31	47.89 30	34.23 31	1:22.12 30	+2.91

13 February 2003 / St. Moritz (SUI) / 6206

www.stmoritz2003.com

Generation date: 13 February 2003 Time: 11:04

Page 1 of 4

www.fis-ski.com



bib	nation surname, name	int1 <i>int1-int2</i>	int2	<i>int2-final</i>	final	gap
20	ITA KARBON, Denise	23.20 ²⁶ 23.89 ⁵	47.09 ¹⁴	32.99 ³	1:20.08 ⁶	+0.87
21	AUT ROHREGGER, Eveline	23.48 ³⁶ 24.57 ³⁵	48.05 ³³	34.21 ³⁰	1:22.26 ³³	+3.05
22	CAN SIMARD, Genevieve	23.23 ²⁹ 24.32 ²²	47.55 ²³	33.48 ¹⁷	1:21.03 ¹⁷	+1.82
23	USA SCHLEPER, Sarah	22.96 ¹⁵			DNF	
24	CAN JANYK, Britt	23.01 ¹⁷			DNF	
25	SUI AUFDENBLATTEN, Fraenzi	23.01 ¹⁷ 23.95 ⁷	46.96 ⁸	36.55 ⁵⁶	1:23.51 ⁴¹	+4.30
26	USA KOZNICK, Kristina	23.05 ²² 24.01 ⁹	47.06 ¹¹	33.45 ¹⁴	1:20.51 ¹⁰	+1.30
27	ITA BACHMANN, Silke	23.28 ³⁰ 24.66 ³⁷	47.94 ³¹	33.68 ²⁰	1:21.62 ²⁴	+2.41
28	SLO DOVZAN, Alenka	23.22 ²⁸ 24.45 ²⁹	47.67 ²⁵	34.11 ²⁷	1:21.78 ²⁸	+2.57
29	SWE LINDELL-VIKARBY, Jessica	23.86 ⁴⁵ 24.29 ²¹	48.15 ³⁴	33.47 ¹⁵	1:21.62 ²⁴	+2.41
30	SUI OESTER, Marlies	23.01 ¹⁷ 24.27 ¹⁹	47.28 ¹⁶	33.63 ¹⁸	1:20.91 ¹⁴	+1.70
31	SUI SUTER, Fabienne	22.83 ⁸ 24.50 ³²	47.33 ¹⁷	34.06 ²⁶	1:21.39 ²⁰	+2.18
32	ITA MOELGG, Manuela	23.36 ³² 24.10 ¹¹	47.46 ²²	33.36 ¹²	1:20.82 ¹³	+1.61
33	SWE EKMAN, Susanne	23.37 ³³ 24.37 ²⁴	47.74 ²⁷	34.45 ³⁷	1:22.19 ³¹	+2.98
34	SPA RUIZ CASTILLO, Carolina	23.03 ²⁰ 24.41 ²⁷	47.44 ²¹	33.92 ²⁴	1:21.36 ¹⁹	+2.15
35	GBR ALCOTT, Chimene	23.63 ³⁸ 24.23 ¹⁸	47.86 ²⁹	34.71 ⁴⁰	1:22.57 ³⁴	+3.36
36	LIE SCHAEGLER, Tamara	23.46 ³⁵ 24.91 ³⁹	48.37 ³⁷	34.36 ³²	1:22.73 ³⁶	+3.52
37	GER RIESCH, Maria	22.99 ¹⁶			DNF	
38	SPA GALINDO SANTOLARIA, An	23.64 ³⁹ 24.98 ⁴²	48.62 ³⁹	34.11 ²⁷	1:22.73 ³⁶	+3.52
39	SUI STYGER, Nadia	23.07 ²⁴ 23.89 ⁵	46.96 ⁸	34.67 ³⁹	1:21.63 ²⁶	+2.42
40	GER GERG, Annemarie	23.35 ³¹ 24.38 ²⁶	47.73 ²⁶	33.86 ²³	1:21.59 ²³	+2.38
41	CRO JELUSIC, Ana	23.84 ⁴⁴ 24.78 ³⁸	48.62 ³⁹	33.47 ¹⁵	1:22.09 ²⁹	+2.88
42	CZE HRSTKOVA, Lucie	23.75 ⁴²			DNF	
43	CZE KURFUERSTOVA, Eva	23.88 ⁴⁶			DNF	
44	POL KRZYZYNSKA, Dagmara	24.48 ⁵⁹ 26.26 ⁵⁸	50.74 ⁵³	35.54 ⁴⁹	1:26.28 ⁴⁹	+7.07
45	NOR BERNTSEN, Hedda	24.44 ⁵⁷ 25.14 ⁴³	49.58 ⁴⁶	35.25 ⁴⁶	1:24.83 ⁴⁶	+5.62



bib	nation surname, name	int1 <i>int1-int2</i>	int2	<i>int2-final</i>	final	gap
46	JPN KASHIWAGI, Kumiko	23.67 ⁴¹ 24.61 ³⁶	48.28 ³⁵	34.73 ⁴¹	1:23.01 ³⁸	+3.80
47	SLO DREV, Ana	23.98 ⁴⁸ 24.50 ³²	48.48 ³⁸	34.16 ²⁹	1:22.64 ³⁵	+3.43
48	RUS POPKOVA, Anastasij	24.32 ⁵⁵ 25.94 ⁵²	50.26 ⁴⁹	35.10 ⁴⁵	1:25.36 ⁴⁷	+6.15
49	CRO FLEISS, Nika	23.66 ⁴⁰ 24.16 ¹⁴	47.82 ²⁸	33.73 ²¹	1:21.55 ²²	+2.34
50	ARG SIMARI BIRKNER, Maria Bel	23.79 ⁴³ 25.26 ⁴⁷	49.05 ⁴³	34.43 ³⁶	1:23.48 ⁴⁰	+4.27
51	JUG LOLOVIC, Jelena	24.08 ⁵² 24.92 ⁴⁰	49.00 ⁴²	35.02 ⁴⁴	1:24.02 ⁴³	+4.81
52	NOR VIKEN, Line	23.99 ⁴⁹ 24.94 ⁴¹	48.93 ⁴¹		DNF	
53	LIE WALTER, Jessica	24.16 ⁵³ 25.14 ⁴³	49.30 ⁴⁵	34.47 ³⁸	1:23.77 ⁴²	+4.56
54	RUS BLAGOULIAK, Tatiana	24.30 ⁵⁴ 25.63 ⁴⁸	49.93 ⁴⁸	34.86 ⁴²	1:24.79 ⁴⁵	+5.58
55	CZE ZAKOURILOVA, Petra	23.89 ⁴⁷ 25.20 ⁴⁵	49.09 ⁴⁴	34.38 ³³	1:23.47 ³⁹	+4.26
56	CAN BRYDON, Emily	24.03 ⁵⁰ 24.33 ²³	48.36 ³⁶	33.84 ²²	1:22.20 ³²	+2.99
57	LIE SCHAEDLER, Sarah	24.45 ⁵⁸ 26.06 ⁵³	50.51 ⁵¹	35.53 ⁴⁸	1:26.04 ⁴⁸	+6.83
58	NZE MCLEOD, Erika	24.06 ⁵¹ 25.70 ⁴⁹	49.76 ⁴⁷	34.89 ⁴³	1:24.65 ⁴⁴	+5.44
59	DAN SOELLING, Sophie	25.25 ⁶⁶ 25.21 ⁴⁶	50.46 ⁵⁰		DNF	
60	CZE ZIKOVA, Lucie	24.74 ⁶¹ 26.13 ⁵⁴	50.87 ⁵⁴	35.47 ⁴⁷	1:26.34 ⁵⁰	+7.13
61	RUS IWATSCHENKO, Evgenija	24.67 ⁶⁰ 27.30 ⁵⁹	51.97 ⁵⁹		DNF	
62	AUS BRIGHT, Rowena	24.87 ⁶⁴ 26.17 ⁵⁵	51.04 ⁵⁶	35.65 ⁵¹	1:26.69 ⁵³	+7.48
63	ARG SIMARI BIRKNER, Macarena				DNF	
64	SVK LOPUSNA, Lubica	24.43 ⁵⁶			DNF	
65	BEL PERSYN, Karen	24.85 ⁶³ 26.17 ⁵⁵	51.02 ⁵⁵	35.55 ⁵⁰	1:26.57 ⁵²	+7.36
66	SVK REPCINOVA, Kristina	25.23 ⁶⁵ 25.85 ⁵⁰	51.08 ⁵⁷	36.01 ⁵³	1:27.09 ⁵⁴	+7.88
67	RUS CHAIKOVSKAJA, Anastasija				DNF	
68	SVK STAFFENOVA, Jana				DNS	
69	SVK SMERCIAKOVA, Zuzana	24.74 ⁶¹ 25.86 ⁵¹	50.60 ⁵²	35.79 ⁵²	1:26.39 ⁵¹	+7.18
70	GEO AKHMETELI, Sofia	25.39 ⁶⁷ 26.21 ⁵⁷	51.60 ⁵⁸	36.05 ⁵⁴	1:27.65 ⁵⁵	+8.44
71	UKR SIPARENKO, Yulia	26.02 ⁶⁸ 27.67 ⁶⁰	53.69 ⁶⁰	36.22 ⁵⁵	1:29.91 ⁵⁶	+10.70



bib	nation surname, name	int1 <i>int1-int2</i>	int2	<i>int2-final</i>	final	gap
72	BEL SCHEEPERS, Jozefien				DNS	
73	ISR HITZIG, Kathryn	26.67 ⁷² 28.47 ⁶⁴	55.14 ⁶³	39.56 ⁶⁰	1:34.70 ⁵⁹	+15.49
74	ISR MARKH, Sonya	26.65 ⁷¹ 28.85 ⁶⁷	55.50 ⁶⁷	40.24 ⁶²	1:35.74 ⁶³	+16.53
75	HUN TUSS, Reka	26.27 ⁶⁹ 28.30 ⁶³	54.57 ⁶¹	37.80 ⁵⁷	1:32.37 ⁵⁷	+13.16
76	KAZ EREMENKO, Vera	26.80 ⁷³ 28.51 ⁶⁵	55.31 ⁶⁵	39.55 ⁵⁹	1:34.86 ⁶⁰	+15.65
77	GEO KAISHAURI, Mariam	26.85 ⁷⁴ 27.85 ⁶¹	54.70 ⁶²	38.21 ⁵⁸	1:32.91 ⁵⁸	+13.70
78	IRE FARIVARZ, Sara	26.51 ⁷⁰ 28.65 ⁶⁶	55.16 ⁶⁴	40.33 ⁶³	1:35.49 ⁶²	+16.28
79	BRA ARNHOLD, Mirella	27.13 ⁷⁵ 28.28 ⁶²	55.41 ⁶⁶	39.89 ⁶¹	1:35.30 ⁶¹	+16.09
80	LIB FREM, Soha	28.14 ⁷⁶ 30.95 ⁶⁸	59.09 ⁶⁸	44.67 ⁶⁴	1:43.76 ⁶⁴	+24.55





Giant Slalom WOMEN START LIST - 2nd Run



JURY				TECHNICAL DATA			
TD FIS	Richard REBSTOCK	FRA		COURSE NAME	Engiadina		
REFEREE	Kurt HOCH	FIS		START	2435 m		
CHIEF OF RACE	Walter STAMM	SUI		FINISH	2040 m		
START REFEREE	Martin WIESER	ITA		VERTICAL DROP	395 m		
FINISH REFEREE	Pamela BEHR	GER		FIS HOMOLOG NR	6387/297/01		
1st RUN				2nd RUN			
COURSE SETTER	Sepp BRUNNER	SUI		Luciano ACERBONI	SPA		
NR. OF GATES/TURNS	51/48						
START TIME	09:30				13:00		
FORERUNNERS	A	Aita CAMASTRAL	SUI	A	Aita CAMASTRAL	SUI	
	B	Madlaina FONTANA	SUI	B	Madlaina FONTANA	SUI	
	C	Valentina FLUETSCH	SUI	C	Valentina FLUETSCH	SUI	
	D	Martina BUEHLER	SUI	D	Martina BUEHLER	SUI	

Number of competitors: 64

start order	bib	code	surname, name	nation	time 1st run	time 2nd run	time total	ski
1	19	536138	CLARK, Kirsten L	USA	1:22.12			FI
2	41	385032	JELUSIC, Ana	CRO	1:22.09			AT
3	28	565109	DOVZAN, Alenka	SLO	1:21.78			RO
4	8	185140	POUTIAINEN, Tanja	FIN	1:21.64			RO
5	39	515170	STYGER, Nadia	SUI	1:21.63			SA
6	27	295738	BACHMANN, Silke	ITA	1:21.62			VK
7	29	505632	LINDELL-VIKARBY, Jessica	SWE	1:21.62			RO
8	40	205115	GERG, Annemarie	GER	1:21.59			NO
9	49	385027	FLEISS, Nika	CRO	1:21.55			AT
10	18	536473	LALIVE, Caroline	USA	1:21.42			SA
11	31	515766	SUTER, Fabienne	SUI	1:21.39			ST
12	34	495318	RUIZ CASTILLO, Carolina	SPA	1:21.36			DY
13	17	195374	MONTILLET, Carole	FRA	1:21.28			RO
14	22	106056	SIMARD, Genevieve	CAN	1:21.03			RO
15	16	205378	ERTL, Martina	GER	1:20.98			RO

13 February 2003 / St. Moritz (SUI) / 6206

www.stmoritz2003.com

Generation date: 13 February 2003 Time: 11:03

Page 1 of 3

www.fis-ski.com



START LIST - 2nd Run **GS**

start order	bib	code	surname, name	nation	time 1st run	time 2nd run	time total	ski
16	13	505187	OTTOSSON, Anna	SWE	1:20.96			DY
17	30	515370	OESTER, Marlies	SUI	1:20.91			NO
18	32	296259	MOELGG, Manuela	ITA	1:20.82			FI
19	5	515268	NEF, Sonja	SUI	1:20.71			VK
20	6	385022	KOSTELIC, Janica	CRO	1:20.70			SA
21	26	535825	KOZNICK, Kristina	USA	1:20.51			VK
22	14	425001	FLEMMEN, Andrine	NOR	1:20.37			RO
23	9	355002	HEEB-BATLINER, Birgit	LIE	1:20.14			NO
24	4	55198	DORFMEISTER, Michaela	AUT	1:20.11			BL
25	20	295445	KARBON, Denise	ITA	1:20.08			SA
26	2	295342	PUTZER, Karen	ITA	1:19.90			RO
27	10	55690	HOSP, Nicole	AUT	1:19.90			VK
28	12	565243	MAZE, Tina	SLO	1:19.64			RO
29	11	105741	FORSYTH, Allison	CAN	1:19.33			RO
30	7	505483	PAERSON, Anja	SWE	1:19.21			SA
31	33	505271	EKMAN, Susanne	SWE	1:22.19			EL
32	56	105997	BRYDON, Emily	CAN	1:22.20			SA
33	21	55313	ROHREGGER, Eveline	AUT	1:22.26			NO
34	35	225206	ALCOTT, Chimene	GBR	1:22.57			RO
35	47	565268	DREV, Ana	SLO	1:22.64			RO
36	38	495107	GALINDO SANTOLARIA, Ana	SPA	1:22.73			RO
37	36	355020	SCHAEDLER, Tamara	LIE	1:22.73			RO
38	46	305092	KASHIWAGI, Kumiko	JPN	1:23.01			SA
39	55	155047	ZAKOURILOVA, Petra	CZE	1:23.47			HE
40	50	35079	SIMARI BIRKNER, Maria Belen	ARG	1:23.48			RO
41	25	515573	AUFDENBLATTEN, Fraenzi	SUI	1:23.51			SA
42	53	355038	WALTER, Jessica	LIE	1:23.77			
43	51	315149	LOLOVIC, Jelena	JUG	1:24.02			RO
44	58	415090	MCLEOD, Erika	NZE	1:24.65			RO
45	54	485359	BLAGOULIAK, Tatiana	RUS	1:24.79			FI
46	45	425359	BERNTSEN, Hedda	NOR	1:24.83			FI
47	48	485314	POPKOVA, Anastasij	RUS	1:25.36			FI
48	57	355034	SCHAEDLER, Sarah	LIE	1:26.04			ST
49	44	435130	KRZYZYNSKA, Dagmara	POL	1:26.28			RO
50	60	155409	ZIKOVA, Lucie	CZE	1:26.34			
51	69	705202	SMERCIAKOVA, Zuzana	SVK	1:26.39			RO
52	65	65038	PERSYN, Karen	BEL	1:26.57			EL
53	62	45087	BRIGHT, Rowena	AUS	1:26.69			FI
54	66	705293	REPCINOVA, Kristina	SVK	1:27.09			HE
55	70	685003	AKHMETELI, Sofia	GEO	1:27.65			VK
56	71	695017	SIPARENKO, Yulia	UKR	1:29.91			
57	75	245037	TUSS, Reka	HUN	1:32.37			
58	77	685008	KAISHAURI, Mariam	GEO	1:32.91			
59	73	285012	HITZIG, Kathryn	ISR	1:34.70			
60	76	675016	EREMENKO, Vera	KAZ	1:34.86			
61	79	85018	ARNHOLD, Mirella	BRA	1:35.30			
62	78	275008	FARIVARZ, Sara	IRE	1:35.49			

13 February 2003 / St. Moritz (SUI) / 6206

Page 2 of 3

www.stmoritz2003.com

www.fis-ski.com

Generation date: 13 February 2003 Time: 11:03



START LIST - 2nd Run **GS**

start order	bib	code	surname, name	nation	time 1st run	time 2nd run	time total	ski
63	74	285011	MARKH, Sonya	ISR	1:35.74			
64	80	345020	FREM, Soha	LIB	1:43.76			

AT	ATOMIC	FI	FISCHER	SA	SALOMON
BL	BLIZZARD	HE	HEAD	ST	STÖCKLI
DY	DYNASTAR	NO	NORDICA	VK	VÖLKL
EL	ELAN	RO	ROSSIGNOL		





Giant Slalom WOMEN OFFICIAL RESULTS



JURY				TECHNICAL DATA			
TD FIS	Richard REBSTOCK	FRA	COURSE NAME	Engiadina			
REFEREE	Kurt HOCH	FIS	START	2435 m			
CHIEF OF RACE	Walter STAMM	SUI	FINISH	2040 m			
START REFEREE	Martin WIESER	ITA	VERTICAL DROP	395 m			
FINISH REFEREE	Pamela BEHR	GER	FIS HOMOLOG NR	6387/297/01			
1st RUN				2nd RUN			
COURSE SETTER	Sepp BRUNNER	SUI	Luciano ACERBONI	SPA			
NR. OF GATES/TURNS	51/48		54/50				
START TIME	09:30		13:00				
FORERUNNERS	A Aita CAMASTRAL	SUI	A Aita CAMASTRAL	SUI	WEATHER	Clear	
	B Madlaina FONTANA	SUI	B Madlaina FONTANA	SUI	SNOW	Hard	
	C Valentina FLUETSCH	SUI	C Valentina FLUETSCH	SUI	TEMPERATURE START	-10°C	
	D Martina BUEHLER	SUI	D Martina BUEHLER	SUI	FINISH	-5°C	

Number of competitors: 80

pos	bib	code	surname, name	nation	time 1st run	time 2nd run	time total	race points	ski
							F=860		
1	7	505483	PAERSON, Anja	SWE	1:19.21	1:11.76	2:30.97	0.00	SA
2	20	295445	KARBON, Denise	ITA	1:20.08	1:12.44	2:32.52	8.83	SA
3	11	105741	FORSYTH, Allison	CAN	1:19.33	1:13.43	2:32.76	10.20	RO
4	4	55198	DORFMEISTER, Michaela	AUT	1:20.11	1:12.72	2:32.83	10.60	BL
5	12	565243	MAZE, Tina	SLO	1:19.64	1:13.39	2:33.03	11.73	RO
6	2	295342	PUTZER, Karen	ITA	1:19.90	1:13.20	2:33.10	12.13	RO
7	32	296259	MOELGG, Manuela	ITA	1:20.82	1:12.37	2:33.19	12.65	FI
8	5	515268	NEF, Sonja	SUI	1:20.71	1:12.57	2:33.28	13.16	VK
9	14	425001	FLEMMEN, Andrine	NOR	1:20.37	1:13.23	2:33.60	14.98	RO
10	16	205378	ERTL, Martina	GER	1:20.98	1:12.67	2:33.65	15.27	RO
	9	355002	HEEB-BATLINER, Birgit	LIE	1:20.14	1:13.51	2:33.65	15.27	NO
12	26	535825	KOZNICK, Kristina	USA	1:20.51	1:13.28	2:33.79	16.06	VK
13	6	385022	KOSTELIC, Janica	CRO	1:20.70	1:13.34	2:34.04	17.49	SA
14	30	515370	OESTER, Marlies	SUI	1:20.91	1:13.52	2:34.43	19.71	NO
15	13	505187	OTTOSSON, Anna	SWE	1:20.96	1:13.73	2:34.69	21.19	DY

13 February 2003 / St. Moritz (SUI) / 6206

Page 1 of 3

www.stmoritz2003.com

www.fis-ski.com

Generation date: 13 February 2003 Time: 14:28



pos	bib	code	surname, name	nation	time 1st run	time 2nd run	time total	race points	ski
16	34	495318	RUIZ CASTILLO, Carolina	SPA	1:21.36	1:14.01	2:35.37	25.06	DY
17	29	505632	LINDELL-VIKARBY, Jessica	SWE	1:21.62	1:13.76	2:35.38	25.12	RO
18	28	565109	DOVZAN, Alenka	SLO	1:21.78	1:13.62	2:35.40	25.24	RO
19	17	195374	MONTILLET, Carole	FRA	1:21.28	1:14.24	2:35.52	25.92	RO
20	39	515170	STYGER, Nadia	SUI	1:21.63	1:13.96	2:35.59	26.32	SA
21	40	205115	GERG, Annemarie	GER	1:21.59	1:14.22	2:35.81	27.57	NO
22	27	295738	BACHMANN, Silke	ITA	1:21.62	1:14.80	2:36.42	31.05	VK
23	8	185140	POUTIAINEN, Tanja	FIN	1:21.64	1:14.81	2:36.45	31.22	RO
24	56	105997	BRYDON, Emily	CAN	1:22.20	1:14.37	2:36.57	31.90	SA
25	35	225206	ALCOTT, Chimene	GBR	1:22.57	1:14.05	2:36.62	32.19	RO
26	49	385027	FLEISS, Nika	CRO	1:21.55	1:15.12	2:36.67	32.47	AT
27	18	536473	LALIVE, Caroline	USA	1:21.42	1:15.27	2:36.69	32.58	SA
28	41	385032	JELUSIC, Ana	CRO	1:22.09	1:14.87	2:36.96	34.12	AT
29	33	505271	EKMAN, Susanne	SWE	1:22.19	1:14.83	2:37.02	34.46	EL
30	36	355020	SCHAEDLER, Tamara	LIE	1:22.73	1:15.15	2:37.88	39.36	RO
31	21	55313	ROHREGGER, Eveline	AUT	1:22.26	1:15.72	2:37.98	39.93	NO
32	38	495107	GALINDO SANTOLARIA, Ana	SPA	1:22.73	1:15.52	2:38.25	41.47	RO
33	46	305092	KASHIWAGI, Kumiko	JPN	1:23.01	1:15.94	2:38.95	45.46	SA
34	55	155047	ZAKOURILOVA, Petra	CZE	1:23.47	1:15.54	2:39.01	45.80	HE
35	50	35079	SIMARI BIRKNER, Maria Belen	ARG	1:23.48	1:16.32	2:39.80	50.30	RO
36	53	355038	WALTER, Jessica	LIE	1:23.77	1:16.30	2:40.07	51.84	
37	51	315149	LOLOVIC, Jelena	JUG	1:24.02	1:16.46	2:40.48	54.17	RO
38	54	485359	BLAGOULIAK, Tatiana	RUS	1:24.79	1:17.07	2:41.86	62.03	FI
39	58	415090	MCLEOD, Erika	NZE	1:24.65	1:17.72	2:42.37	64.94	RO
40	60	155409	ZIKOVA, Lucie	CZE	1:26.34	1:17.59	2:43.93	73.83	
41	69	705202	SMERCIAKOVA, Zuzana	SVK	1:26.39	1:18.02	2:44.41	76.56	RO
42	44	435130	KRZYZYNSKA, Dagmara	POL	1:26.28	1:18.28	2:44.56	77.42	RO
43	65	65038	PERSYN, Karen	BEL	1:26.57	1:18.10	2:44.67	78.04	EL
44	66	705293	REPCINOVA, Kristina	SVK	1:27.09	1:18.80	2:45.89	84.99	HE
45	70	685003	AKHMETELI, Sofia	GEO	1:27.65	1:19.35	2:47.00	91.31	VK
46	71	695017	SIPARENKO, Yulia	UKR	1:29.91	1:21.69	2:51.60	117.52	
47	75	245037	TUSS, Reka	HUN	1:32.37	1:24.26	2:56.63	146.17	
48	77	685008	KAISHAURI, Mariam	GEO	1:32.91	1:25.86	2:58.77	158.36	
49	73	285012	HITZIG, Kathryn	ISR	1:34.70	1:25.65	3:00.35	167.36	
50	78	275008	FARIVARZ, Sara	IRE	1:35.49	1:26.72	3:02.21	177.96	
51	76	675016	EREMENKO, Vera	KAZ	1:34.86	1:27.90	3:02.76	181.09	

did not start 1st run: 2

68	705267	STAFFENOVA, Jana	SVK	HE
72	65047	SCHEEPERS, Jozefien	BEL	

did not finish 1st run: 14

1	495065	RIENDA CONTRERAS, Maria Jos	SPA	RO
3	55212	MEISSNITZER, Alexandra	AUT	VK
15	425389	NILSEN, Stina Hofgard	NOR	RO
23	536481	SCHLEPER, Sarah	USA	RO
24	106022	JANYK, Britt	CAN	SA
37	206001	RIESCH, Maria	GER	HE
42	155333	HRSTKOVA, Lucie	CZE	RO
43	155194	KURFUERSTOVA, Eva	CZE	RO

13 February 2003 / St. Moritz (SUI) / 6206

Page 2 of 3

www.stmoritz2003.com

www.fis-ski.com

Generation date: 13 February 2003 Time: 14:28



pos	bib	code	surname, name	nation	time 1st run	time 2nd run	time total	race points	ski
52	425458		VIKEN, Line	NOR					DY
59	175024		SOELLING, Sophie	DAN					VK
61	485198		IWATSCHENKO, Evgenija	RUS					RO
63	35089		SIMARI BIRKNER, Macarena	ARG					RO
64	705037		LOPUSNA, Lubica	SVK					EL
67	485332		CHAIKOVSKAJA, Anastasija	RUS					

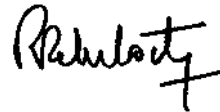
did not start 2nd run: 2

25	515573		AUFDENBLATTEN, Fraenzi	SUI	1:23.51				SA
45	425359		BERNTSEN, Hedda	NOR	1:24.83				FI

did not finish 2nd run: 11

10	55690		HOSP, Nicole	AUT	1:19.90				VK
19	536138		CLARK, Kirsten L	USA	1:22.12				FI
22	106056		SIMARD, Genevieve	CAN	1:21.03				RO
31	515766		SUTER, Fabienne	SUI	1:21.39				ST
47	565268		DREV, Ana	SLO	1:22.64				RO
48	485314		POPKOVA, Anastasij	RUS	1:25.36				FI
57	355034		SCHAEDLER, Sarah	LIE	1:26.04				ST
62	45087		BRIGHT, Rowena	AUS	1:26.69				FI
74	285011		MARKH, Sonya	ISR	1:35.74				
79	85018		ARNHOLD, Mirella	BRA	1:35.30				
80	345020		FREM, Soha	LIB	1:43.76				

AT	ATOMIC	FI	FISCHER	SA	SALOMON
BL	BLIZZARD	HE	HEAD	ST	STÖCKLI
DY	DYNASTAR	NO	NORDICA	VK	VÖLKL
EL	ELAN	RO	ROSSIGNOL		

the Technical Delegate Richard REBSTOCK (FRA) #594





Giant Slalom WOMEN

ANALYSIS by RANK



Number of competitors: 64

pos	bib	nation	surname, name	int1R1 <i>int1R1-int2R1</i>	int2R1 <i>int2R1-finR1</i>	finR1 <i>finR1-int1R2</i>	int1R2 <i>int1R2-int2R2</i>	int2R2 <i>int2R2-final</i>	final	gap
1	7	SWE	PAERSON, Anja	22.60 ¹ 23.67 ²	46.27 ¹ 32.94 ²	1:19.21 ¹ 22.36 ⁶	1:41.57 ¹ 22.69 ²	2:04.26 ¹ 26.71 ¹	2:30.97	
2	20	ITA	KARBON, Denise	23.20 ²⁶ 23.89 ⁵	47.09 ¹⁴ 32.99 ³	1:20.08 ⁶ 22.12 ¹	1:42.20 ³ 22.79 ⁵	2:04.99 ² 27.53 ⁶	2:32.52	+1.55
3	11	CAN	FORSYTH, Allison	22.68 ³ 23.84 ⁴	46.52 ³ 32.81 ¹	1:19.33 ² 22.59 ¹⁷	1:41.92 ² 23.09 ¹²	2:05.01 ³ 27.75 ¹⁰	2:32.76	+1.79
4	4	AUT	DORFMEISTER, Michaela	23.05 ²² 24.02 ¹⁰	47.07 ¹² 33.04 ⁶	1:20.11 ⁷ 22.47 ¹²	1:42.58 ⁷ 23.37 ²⁰	2:05.95 ¹⁰ 26.88 ²	2:32.83	+1.86
5	12	SLO	MAZE, Tina	22.90 ¹⁰ 23.60 ¹	46.50 ² 33.14 ⁷	1:19.64 ³ 22.84 ²⁶	1:42.48 ⁶ 23.30 ¹⁷	2:05.78 ⁸ 27.25 ⁴	2:33.03	+2.06
6	2	ITA	PUTZER, Karen	22.65 ² 23.98 ⁸	46.63 ⁴ 33.27 ¹⁰	1:19.90 ⁴ 22.38 ⁷	1:42.28 ⁴ 23.02 ¹⁰	2:05.30 ⁵ 27.80 ¹³	2:33.10	+2.13
7	32	ITA	MOELGG, Manuela	23.36 ³² 24.10 ¹¹	47.46 ²² 33.36 ¹²	1:20.82 ¹³ 22.34 ⁴	1:43.16 ¹³ 22.87 ⁷	2:06.03 ¹² 27.16 ³	2:33.19	+2.22
8	5	SUI	NEF, Sonja	22.84 ⁹ 24.51 ³⁴	47.35 ¹⁹ 33.36 ¹²	1:20.71 ¹² 22.31 ³	1:43.02 ¹⁰ 22.71 ⁴	2:05.73 ⁷ 27.55 ⁷	2:33.28	+2.31
9	14	NOR	FLEMMEN, Andrine	22.90 ¹⁰ 24.17 ¹⁶	47.07 ¹² 33.30 ¹¹	1:20.37 ⁹ 22.38 ⁷	1:42.75 ⁸ 23.04 ¹¹	2:05.79 ⁹ 27.81 ¹⁴	2:33.60	+2.63
10	16	GER	ERTL, Martina	23.60 ³⁷ 24.37 ²⁴	47.97 ³² 33.01 ⁵	1:20.98 ¹⁶ 22.50 ¹³	1:43.48 ¹⁶ 22.84 ⁶	2:06.32 ¹⁴ 27.33 ⁵	2:33.65	+2.68
	9	LIE	HEEB-BATLINER, Birgit	22.72 ⁴ 24.16 ¹⁴	46.88 ⁶ 33.26 ⁹	1:20.14 ⁸ 22.75 ²¹	1:42.89 ⁹ 22.69 ²	2:05.58 ⁶ 28.07 ²⁴	2:33.65	+2.68
12	26	USA	KOZNICK, Kristina	23.05 ²² 24.01 ⁹	47.06 ¹¹ 33.45 ¹⁴	1:20.51 ¹⁰ 22.59 ¹⁷	1:43.10 ¹² 22.91 ⁸	2:06.01 ¹¹ 27.78 ¹¹	2:33.79	+2.82
13	6	CRO	KOSTELIC, Janica	23.10 ²⁵ 24.45 ²⁹	47.55 ²³ 33.15 ⁸	1:20.70 ¹¹ 22.34 ⁴	1:43.04 ¹¹ 23.21 ¹³	2:06.25 ¹³ 27.79 ¹²	2:34.04	+3.07
14	30	SUI	OESTER, Marlies	23.01 ¹⁷ 24.27 ¹⁹	47.28 ¹⁶ 33.63 ¹⁸	1:20.91 ¹⁴ 22.44 ¹¹	1:43.35 ¹⁴ 23.22 ¹⁴	2:06.57 ¹⁶ 27.86 ¹⁷	2:34.43	+3.46
15	13	SWE	OTTOSSON, Anna	23.20 ²⁶ 24.13 ¹³	47.33 ¹⁷ 33.63 ¹⁸	1:20.96 ¹⁵ 22.59 ¹⁷	1:43.55 ¹⁷ 22.99 ⁹	2:06.54 ¹⁵ 28.15 ²⁷	2:34.69	+3.72
16	34	SPA	RUIZ CASTILLO, Carolina	23.03 ²⁰ 24.41 ²⁷	47.44 ²¹ 33.92 ²⁴	1:21.36 ¹⁹ 22.79 ²⁵	1:44.15 ²¹ 23.23 ¹⁵	2:07.38 ¹⁸ 27.99 ¹⁹	2:35.37	+4.40
17	29	SWE	LINDELL-VIKARBY, Jessica	23.86 ⁴⁵ 24.29 ²¹	48.15 ³⁴ 33.47 ¹⁵	1:21.62 ²⁴ 22.86 ²⁷	1:44.48 ²⁷ 23.29 ¹⁶	2:07.77 ²¹ 27.61 ⁹	2:35.38	+4.41
18	28	SLO	DOVZAN, Alenka	23.22 ²⁸ 24.45 ²⁹	47.67 ²⁵ 34.11 ²⁷	1:21.78 ²⁸ 22.54 ¹⁵	1:44.32 ²³ 23.50 ²⁴	2:07.82 ²² 27.58 ⁸	2:35.40	+4.43
19	17	FRA	MONTILLET, Carole	22.92 ¹⁴ 24.44 ²⁸	47.36 ²⁰ 33.92 ²⁴	1:21.28 ¹⁸ 22.68 ²⁰	1:43.96 ¹⁹ 23.50 ²⁴	2:07.46 ¹⁹ 28.06 ²³	2:35.52	+4.55

13 February 2003 / St. Moritz (SUI) / 6206

Page 1 of 3

www.stmoritz2003.com

www.fis-ski.com

Generation date: 13 February 2003 Time: 14:29



pos	bib	nation	surname, name	int1R1 <i>int1R1-int2R1</i>	int2R1 <i>int2R1-finR1</i>	finR1 <i>finR1-int1R2</i>	int1R2 <i>int1R2-int2R2</i>	int2R2 <i>int2R2-final</i>	final	gap
20	39	SUI	STYGER, Nadia	23.07 ²⁴ 23.89 ⁵	46.96 ⁸ 34.67 ³⁹	1:21.63 ²⁶ 22.39 ¹⁰	1:44.02 ²⁰ 23.54 ²⁶	2:07.56 ²⁰ 28.03 ²²	2:35.59	+4.62
21	40	GER	GERG, Annemarie	23.35 ³¹ 24.38 ²⁶	47.73 ²⁶ 33.86 ²³	1:21.59 ²³ 22.78 ²⁴	1:44.37 ²⁴ 23.45 ²²	2:07.82 ²² 27.99 ¹⁹	2:35.81	+4.84
22	27	ITA	BACHMANN, Silke	23.28 ³⁰ 24.66 ³⁷	47.94 ³¹ 33.68 ²⁰	1:21.62 ²⁴ 22.77 ²²	1:44.39 ²⁵ 24.11 ³⁵	2:08.50 ²⁶ 27.92 ¹⁸	2:36.42	+5.45
23	8	FIN	POUTIAINEN, Tanja	23.04 ²¹ 24.19 ¹⁷	47.23 ¹⁵ 34.41 ³⁵	1:21.64 ²⁷ 22.14 ²	1:43.78 ¹⁸ 24.85 ⁴²	2:08.63 ²⁸ 27.82 ¹⁵	2:36.45	+5.48
24	56	CAN	BRYDON, Emily	24.03 ⁵⁰ 24.33 ²³	48.36 ³⁶ 33.84 ²²	1:22.20 ³² 22.99 ³¹	1:45.19 ³¹ 23.37 ²⁰	2:08.56 ²⁷ 28.01 ²¹	2:36.57	+5.60
25	35	GBR	ALCOTT, Chimene	23.63 ³⁸ 24.23 ¹⁸	47.86 ²⁹ 34.71 ⁴⁰	1:22.57 ³⁴ 22.89 ²⁸	1:45.46 ³⁴ 23.34 ¹⁹	2:08.80 ²⁹ 27.82 ¹⁵	2:36.62	+5.65
26	49	CRO	FLEISS, Nika	23.66 ⁴⁰ 24.16 ¹⁴	47.82 ²⁸ 33.73 ²¹	1:21.55 ²² 23.17 ³⁵	1:44.72 ²⁹ 23.48 ²³	2:08.20 ²⁵ 28.47 ³¹	2:36.67	+5.70
27	18	USA	LALIVE, Caroline	22.76 ⁵ 24.28 ²⁰	47.04 ¹⁰ 34.38 ³³	1:21.42 ²¹ 22.97 ²⁹	1:44.39 ²⁵ 23.71 ²⁹	2:08.10 ²⁴ 28.59 ³⁵	2:36.69	+5.72
28	41	CRO	JELUSIC, Ana	23.84 ⁴⁴ 24.78 ³⁸	48.62 ³⁹ 33.47 ¹⁵	1:22.09 ²⁹ 22.98 ³⁰	1:45.07 ³⁰ 23.79 ³¹	2:08.86 ³⁰ 28.10 ²⁵	2:36.96	+5.99
29	33	SWE	EKMAN, Susanne	23.37 ³³ 24.37 ²⁴	47.74 ²⁷ 34.45 ³⁷	1:22.19 ³¹ 23.05 ³²	1:45.24 ³² 23.66 ²⁷	2:08.90 ³¹ 28.12 ²⁶	2:37.02	+6.05
30	36	LIE	SCHAEGLER, Tamara	23.46 ³⁵ 24.91 ³⁹	48.37 ³⁷ 34.36 ³²	1:22.73 ³⁶ 23.15 ³⁴	1:45.88 ³⁵ 23.73 ³⁰	2:09.61 ³³ 28.27 ²⁹	2:37.88	+6.91
31	21	AUT	ROHREGGER, Eveline	23.48 ³⁶ 24.57 ³⁵	48.05 ³³ 34.21 ³⁰	1:22.26 ³³ 23.12 ³³	1:45.38 ³³ 24.01 ³³	2:09.39 ³² 28.59 ³⁵	2:37.98	+7.01
32	38	SPA	GALINDO SANTOLARIA, An	23.64 ³⁹ 24.98 ⁴²	48.62 ³⁹ 34.11 ²⁷	1:22.73 ³⁶ 23.45 ⁴³	1:46.18 ³⁷ 23.66 ²⁷	2:09.84 ³⁴ 28.41 ³⁰	2:38.25	+7.28
33	46	JPN	KASHIWAGI, Kumiko	23.67 ⁴¹ 24.61 ³⁶	48.28 ³⁵ 34.73 ⁴¹	1:23.01 ³⁸ 23.33 ³⁸	1:46.34 ³⁸ 23.97 ³²	2:10.31 ³⁵ 28.64 ³⁷	2:38.95	+7.98
34	55	CZE	ZAKOURILOVA, Petra	23.89 ⁴⁷ 25.20 ⁴⁵	49.09 ⁴⁴ 34.38 ³³	1:23.47 ³⁹ 23.36 ³⁹	1:46.83 ⁴⁰ 24.03 ³⁴	2:10.86 ³⁶ 28.15 ²⁷	2:39.01	+8.04
35	50	ARG	SIMARI BIRKNER, Maria Bel	23.79 ⁴³ 25.26 ⁴⁷	49.05 ⁴³ 34.43 ³⁶	1:23.48 ⁴⁰ 23.19 ³⁶	1:46.67 ³⁹ 24.47 ³⁷	2:11.14 ³⁷ 28.66 ³⁸	2:39.80	+8.83
36	53	LIE	WALTER, Jessica	24.16 ⁵³ 25.14 ⁴³	49.30 ⁴⁵ 34.47 ³⁸	1:23.77 ⁴² 23.42 ⁴¹	1:47.19 ⁴¹ 24.31 ³⁶	2:11.50 ³⁸ 28.57 ³³	2:40.07	+9.10
37	51	JUG	LOLOVIC, Jelena	24.08 ⁵² 24.92 ⁴⁰	49.00 ⁴² 35.02 ⁴⁴	1:24.02 ⁴³ 23.43 ⁴²	1:47.45 ⁴² 24.47 ³⁷	2:11.92 ³⁹ 28.56 ³²	2:40.48	+9.51
38	54	RUS	BLAGOULIAK, Tatiana	24.30 ⁵⁴ 25.63 ⁴⁸	49.93 ⁴⁸ 34.86 ⁴²	1:24.79 ⁴⁵ 23.78 ⁴⁹	1:48.57 ⁴⁴ 24.71 ⁴⁰	2:13.28 ⁴⁰ 28.58 ³⁴	2:41.86	+10.89
39	58	NZE	MCLEOD, Erika	24.06 ⁵¹ 25.70 ⁴⁹	49.76 ⁴⁷ 34.89 ⁴³	1:24.65 ⁴⁴ 23.57 ⁴⁵	1:48.22 ⁴³ 25.39 ⁴⁷	2:13.61 ⁴¹ 28.76 ³⁹	2:42.37	+11.40
40	60	CZE	ZIKOVA, Lucie	24.74 ⁶¹ 26.13 ⁵⁴	50.87 ⁵⁴ 35.47 ⁴⁷	1:26.34 ⁵⁰ 23.62 ⁴⁶	1:49.96 ⁴⁷ 25.18 ⁴⁵	2:15.14 ⁴⁴ 28.79 ⁴⁰	2:43.93	+12.96
41	69	SVK	SMERCIAKOVA, Zuzana	24.74 ⁶¹ 25.86 ⁵¹	50.60 ⁵² 35.79 ⁵²	1:26.39 ⁵¹ 23.69 ⁴⁷	1:50.08 ⁴⁹ 24.82 ⁴¹	2:14.90 ⁴³ 29.51 ⁴³	2:44.41	+13.44
42	44	POL	KRZYZYNSKA, Dagmara	24.48 ⁵⁹ 26.26 ⁵⁸	50.74 ⁵³ 35.54 ⁴⁹	1:26.28 ⁴⁹ 23.78 ⁴⁹	1:50.06 ⁴⁸ 24.69 ³⁹	2:14.75 ⁴² 29.81 ⁴⁵	2:44.56	+13.59
43	65	BEL	PERSYN, Karen	24.85 ⁶³ 26.17 ⁵⁵	51.02 ⁵⁵ 35.55 ⁵⁰	1:26.57 ⁵² 23.99 ⁵¹	1:50.56 ⁵¹ 24.85 ⁴²	2:15.41 ⁴⁵ 29.26 ⁴¹	2:44.67	+13.70
44	66	SVK	REPCINOVA, Kristina	25.23 ⁶⁵ 25.85 ⁵⁰	51.08 ⁵⁷ 36.01 ⁵³	1:27.09 ⁵⁴ 24.18 ⁵²	1:51.27 ⁵² 25.31 ⁴⁶	2:16.58 ⁴⁶ 29.31 ⁴²	2:45.89	+14.92
45	70	GEO	AKHMETELI, Sofia	25.39 ⁶⁷ 26.21 ⁵⁷	51.60 ⁵⁸ 36.05 ⁵⁴	1:27.65 ⁵⁵ 24.70 ⁵³	1:52.35 ⁵³ 24.94 ⁴⁴	2:17.29 ⁴⁷ 29.71 ⁴⁴	2:47.00	+16.03



pos	bib	nation	surname, name	int1R1 <i>int1R1-int2R1</i>	int2R1 <i>int2R1-finR1</i>	finR1 <i>finR1-int1R2</i>	int1R2 <i>int1R2-int2R2</i>	int2R2 <i>int2R2-final</i>	final	gap
46	71	UKR	SIPARENKO, Yulia	26.02 ⁶⁸ 27.67 ⁶⁰	53.69 ⁶⁰ 36.22 ⁵⁵	1:29.91 ⁵⁶ 25.07 ⁵⁵	1:54.98 ⁵⁴ 26.44 ⁴⁸	2:21.42 ⁴⁸ 30.18 ⁴⁶	2:51.60	+20.63
47	75	HUN	TUSS, Reka	26.27 ⁶⁹ 28.30 ⁶³	54.57 ⁶¹ 37.80 ⁵⁷	1:32.37 ⁵⁷ 25.04 ⁵⁴	1:57.41 ⁵⁵ 27.12 ⁴⁹	2:24.53 ⁴⁹ 32.10 ⁴⁷	2:56.63	+25.66
48	77	GEO	KAISHAURI, Mariam	26.85 ⁷⁴ 27.85 ⁶¹	54.70 ⁶² 38.21 ⁵⁸	1:32.91 ⁵⁸ 26.25 ⁵⁹	1:59.16 ⁵⁶ 27.20 ⁵⁰	2:26.36 ⁵⁰ 32.41 ⁵⁰	2:58.77	+27.80
49	73	ISR	HITZIG, Kathryn	26.67 ⁷² 28.47 ⁶⁴	55.14 ⁶³ 39.56 ⁶⁰	1:34.70 ⁵⁹ 25.69 ⁵⁶	2:00.39 ⁵⁷ 27.80 ⁵³	2:28.19 ⁵¹ 32.16 ⁴⁸	3:00.35	+29.38
50	78	IRE	FARIVARZ, Sara	26.51 ⁷⁰ 28.65 ⁶⁶	55.16 ⁶⁴ 40.33 ⁶³	1:35.49 ⁶² 26.70 ⁶⁰	2:02.19 ⁶⁰ 27.65 ⁵¹	2:29.84 ⁵³ 32.37 ⁴⁹	3:02.21	+31.24
51	76	KAZ	EREMENKO, Vera	26.80 ⁷³ 28.51 ⁶⁵	55.31 ⁶⁵ 39.55 ⁵⁹	1:34.86 ⁶⁰ 26.03 ⁵⁷	2:00.89 ⁵⁸ 27.67 ⁵²	2:28.56 ⁵² 34.20 ⁵¹	3:02.76	+31.79
	25	SUI	AUFDENBLATTEN, Fraenzi	23.01 ¹⁷ 23.95 ⁷	46.96 ⁸ 36.55 ⁵⁶	1:23.51 ⁴¹			DNS	
	45	NOR	BERNTSEN, Hedda	24.44 ⁵⁷ 25.14 ⁴³	49.58 ⁴⁶ 35.25 ⁴⁶	1:24.83 ⁴⁶			DNS	
	10	AUT	HOSP, Nicole	22.79 ⁶ 24.12 ¹²	46.91 ⁷ 32.99 ³	1:19.90 ⁴ 22.57 ¹⁶	1:42.47 ⁵ 22.66 ¹	2:05.13 ⁴	DNF	
	19	USA	CLARK, Kirsten L	23.40 ³⁴ 24.49 ³¹	47.89 ³⁰ 34.23 ³¹	1:22.12 ³⁰ 22.50 ¹³	1:44.62 ²⁸		DNF	
	22	CAN	SIMARD, Genevieve	23.23 ²⁹ 24.32 ²²	47.55 ²³ 33.48 ¹⁷	1:21.03 ¹⁷ 22.38 ⁷	1:43.41 ¹⁵ 23.31 ¹⁸	2:06.72 ¹⁷	DNF	
	31	SUI	SUTER, Fabienne	22.83 ⁸ 24.50 ³²	47.33 ¹⁷ 34.06 ²⁶	1:21.39 ²⁰ 22.77 ²²	1:44.16 ²²		DNF	
	47	SLO	DREV, Ana	23.98 ⁴⁸ 24.50 ³²	48.48 ³⁸ 34.16 ²⁹	1:22.64 ³⁵ 23.36 ³⁹	1:46.00 ³⁶		DNF	
	48	RUS	POPKOVA, Anastasij	24.32 ⁵⁵ 25.94 ⁵²	50.26 ⁴⁹ 35.10 ⁴⁵	1:25.36 ⁴⁷ 23.47 ⁴⁴	1:48.83 ⁴⁵		DNF	
	57	LIE	SCHAEDLER, Sarah	24.45 ⁵⁸ 26.06 ⁵³	50.51 ⁵¹ 35.53 ⁴⁸	1:26.04 ⁴⁸ 23.29 ³⁷	1:49.33 ⁴⁶		DNF	
	62	AUS	BRIGHT, Rowena	24.87 ⁶⁴ 26.17 ⁵⁵	51.04 ⁵⁶ 35.65 ⁵¹	1:26.69 ⁵³ 23.76 ⁴⁸	1:50.45 ⁵⁰		DNF	
	74	ISR	MARKH, Sonya	26.65 ⁷¹ 28.85 ⁶⁷	55.50 ⁶⁷ 40.24 ⁶²	1:35.74 ⁶³ 26.24 ⁵⁸	2:01.98 ⁵⁹		DNF	
	79	BRA	ARNHOLD, Mirella	27.13 ⁷⁵ 28.28 ⁶²	55.41 ⁶⁶ 39.89 ⁶¹	1:35.30 ⁶¹ 27.25 ⁶¹	2:02.55 ⁶¹		DNF	
	80	LIB	FREM, Soha	28.14 ⁷⁶ 30.95 ⁶⁸	59.09 ⁶⁸ 44.67 ⁶⁴	1:43.76 ⁶⁴ 27.92 ⁶²	2:11.68 ⁶²		DNF	





Giant Slalom WOMEN

ANALYSIS by BIB



Number of competitors: 64

bib	nation	surname, name	int1R1 <i>int1R1-int2R1</i>	int2R1 <i>int2R1-finR1</i>	finR1 <i>finR1-int1R2</i>	int1R2 <i>int1R2-int2R2</i>	int2R2 <i>int2R2-final</i>	final	gap
2	ITA	PUTZER, Karen	22.65 2 23.98 8	46.63 4 33.27 10	1:19.90 4 22.38 7	1:42.28 4 23.02 10	2:05.30 5 27.80 13	2:33.10 6	+2.13
4	AUT	DORFMEISTER, Michaela	23.05 22 24.02 10	47.07 12 33.04 6	1:20.11 7 22.47 12	1:42.58 7 23.37 20	2:05.95 10 26.88 2	2:32.83 4	+1.86
5	SUI	NEF, Sonja	22.84 9 24.51 34	47.35 19 33.36 12	1:20.71 12 22.31 3	1:43.02 10 22.71 4	2:05.73 7 27.55 7	2:33.28 8	+2.31
6	CRO	KOSTELIC, Janica	23.10 25 24.45 29	47.55 23 33.15 8	1:20.70 11 22.34 4	1:43.04 11 23.21 13	2:06.25 13 27.79 12	2:34.04 13	+3.07
7	SWE	PAERSON, Anja	22.60 1 23.67 2	46.27 1 32.94 2	1:19.21 1 22.36 6	1:41.57 1 22.69 2	2:04.26 1 26.71 1	2:30.97 1	
8	FIN	POUTIAINEN, Tanja	23.04 21 24.19 17	47.23 15 34.41 35	1:21.64 27 22.14 2	1:43.78 18 24.85 42	2:08.63 28 27.82 15	2:36.45 23	+5.48
9	LIE	HEEB-BATLINER, Birgit	22.72 4 24.16 14	46.88 6 33.26 9	1:20.14 8 22.75 21	1:42.89 9 22.69 2	2:05.58 6 28.07 24	2:33.65 10	+2.68
10	AUT	HOSP, Nicole	22.79 6 24.12 12	46.91 7 32.99 3	1:19.90 4 22.57 16	1:42.47 5 22.66 1	2:05.13 4	DNF	
11	CAN	FORSYTH, Allison	22.68 3 23.84 4	46.52 3 32.81 1	1:19.33 2 22.59 17	1:41.92 2 23.09 12	2:05.01 3 27.75 10	2:32.76 3	+1.79
12	SLO	MAZE, Tina	22.90 10 23.60 1	46.50 2 33.14 7	1:19.64 3 22.84 26	1:42.48 6 23.30 17	2:05.78 8 27.25 4	2:33.03 5	+2.06
13	SWE	OTTOSSON, Anna	23.20 26 24.13 13	47.33 17 33.63 18	1:20.96 15 22.59 17	1:43.55 17 22.99 9	2:06.54 15 28.15 27	2:34.69 15	+3.72
14	NOR	FLEMMEN, Andrine	22.90 10 24.17 16	47.07 12 33.30 11	1:20.37 9 22.38 7	1:42.75 8 23.04 11	2:05.79 9 27.81 14	2:33.60 9	+2.63
16	GER	ERTL, Martina	23.60 37 24.37 24	47.97 32 33.01 5	1:20.98 16 22.50 13	1:43.48 16 22.84 6	2:06.32 14 27.33 5	2:33.65 10	+2.68
17	FRA	MONTILLET, Carole	22.92 14 24.44 28	47.36 20 33.92 24	1:21.28 18 22.68 20	1:43.96 19 23.50 24	2:07.46 19 28.06 23	2:35.52 19	+4.55
18	USA	LALIVE, Caroline	22.76 5 24.28 20	47.04 10 34.38 33	1:21.42 21 22.97 29	1:44.39 25 23.71 29	2:08.10 24 28.59 35	2:36.69 27	+5.72
19	USA	CLARK, Kirsten L	23.40 34 24.49 31	47.89 30 34.23 31	1:22.12 30 22.50 13	1:44.62 28		DNF	
20	ITA	KARBON, Denise	23.20 26 23.89 5	47.09 14 32.99 3	1:20.08 6 22.12 1	1:42.20 3 22.79 5	2:04.99 2 27.53 6	2:32.52 2	+1.55
21	AUT	ROHREGGER, Eveline	23.48 36 24.57 35	48.05 33 34.21 30	1:22.26 33 23.12 33	1:45.38 33 24.01 33	2:09.39 32 28.59 35	2:37.98 31	+7.01
22	CAN	SIMARD, Genevieve	23.23 29 24.32 22	47.55 23 33.48 17	1:21.03 17 22.38 7	1:43.41 15 23.31 18	2:06.72 17	DNF	

13 February 2003 / St. Moritz (SUI) / 6206

www.stmoritz2003.com

Generation date: 13 February 2003 Time: 14:29

Page 1 of 3

www.fis-ski.com



bib	nation surname, name	int1R1	int2R1	finR1	int1R2	int2R2	final	gap
		<i>int1R1-int2R1</i>	<i>int2R1-finR1</i>	<i>finR1-int1R2</i>	<i>int1R2-int2R2</i>	<i>int2R2-final</i>		
25	SUI AUFDENBLATTEN, Fraenzi	23.01 ¹⁷ 23.95 ⁷	46.96 ⁸ 36.55 ⁵⁶	1:23.51 ⁴¹			DNS	
26	USA KOZNICK, Kristina	23.05 ²² 24.01 ⁹	47.06 ¹¹ 33.45 ¹⁴	1:20.51 ¹⁰ 22.59 ¹⁷	1:43.10 ¹² 22.91 ⁸	2:06.01 ¹¹ 27.78 ¹¹	2:33.79 ¹²	+2.82
27	ITA BACHMANN, Silke	23.28 ³⁰ 24.66 ³⁷	47.94 ³¹ 33.68 ²⁰	1:21.62 ²⁴ 22.77 ²²	1:44.39 ²⁵ 24.11 ³⁵	2:08.50 ²⁶ 27.92 ¹⁸	2:36.42 ²²	+5.45
28	SLO DOVZAN, Alenka	23.22 ²⁸ 24.45 ²⁹	47.67 ²⁵ 34.11 ²⁷	1:21.78 ²⁸ 22.54 ¹⁵	1:44.32 ²³ 23.50 ²⁴	2:07.82 ²² 27.58 ⁸	2:35.40 ¹⁸	+4.43
29	SWE LINDELL-VIKARBY, Jessica	23.86 ⁴⁵ 24.29 ²¹	48.15 ³⁴ 33.47 ¹⁵	1:21.62 ²⁴ 22.86 ²⁷	1:44.48 ²⁷ 23.29 ¹⁶	2:07.77 ²¹ 27.61 ⁹	2:35.38 ¹⁷	+4.41
30	SUI OESTER, Marlies	23.01 ¹⁷ 24.27 ¹⁹	47.28 ¹⁶ 33.63 ¹⁸	1:20.91 ¹⁴ 22.44 ¹¹	1:43.35 ¹⁴ 23.22 ¹⁴	2:06.57 ¹⁶ 27.86 ¹⁷	2:34.43 ¹⁴	+3.46
31	SUI SUTER, Fabienne	22.83 ⁸ 24.50 ³²	47.33 ¹⁷ 34.06 ²⁶	1:21.39 ²⁰ 22.77 ²²	1:44.16 ²²		DNF	
32	ITA MOELGG, Manuela	23.36 ³² 24.10 ¹¹	47.46 ²² 33.36 ¹²	1:20.82 ¹³ 22.34 ⁴	1:43.16 ¹³ 22.87 ⁷	2:06.03 ¹² 27.16 ³	2:33.19 ⁷	+2.22
33	SWE EKMAN, Susanne	23.37 ³³ 24.37 ²⁴	47.74 ²⁷ 34.45 ³⁷	1:22.19 ³¹ 23.05 ³²	1:45.24 ³² 23.66 ²⁷	2:08.90 ³¹ 28.12 ²⁶	2:37.02 ²⁹	+6.05
34	SPA RUIZ CASTILLO, Carolina	23.03 ²⁰ 24.41 ²⁷	47.44 ²¹ 33.92 ²⁴	1:21.36 ¹⁹ 22.79 ²⁵	1:44.15 ²¹ 23.23 ¹⁵	2:07.38 ¹⁸ 27.99 ¹⁹	2:35.37 ¹⁶	+4.40
35	GBR ALCOTT, Chimene	23.63 ³⁸ 24.23 ¹⁸	47.86 ²⁹ 34.71 ⁴⁰	1:22.57 ³⁴ 22.89 ²⁸	1:45.46 ³⁴ 23.34 ¹⁹	2:08.80 ²⁹ 27.82 ¹⁵	2:36.62 ²⁵	+5.65
36	LIE SCHAEGLER, Tamara	23.46 ³⁵ 24.91 ³⁹	48.37 ³⁷ 34.36 ³²	1:22.73 ³⁶ 23.15 ³⁴	1:45.88 ³⁵ 23.73 ³⁰	2:09.61 ³³ 28.27 ²⁹	2:37.88 ³⁰	+6.91
38	SPA GALINDO SANTOLARIA, An	23.64 ³⁹ 24.98 ⁴²	48.62 ³⁹ 34.11 ²⁷	1:22.73 ³⁶ 23.45 ⁴³	1:46.18 ³⁷ 23.66 ²⁷	2:09.84 ³⁴ 28.41 ³⁰	2:38.25 ³²	+7.28
39	SUI STYGER, Nadia	23.07 ²⁴ 23.89 ⁵	46.96 ⁸ 34.67 ³⁹	1:21.63 ²⁶ 22.39 ¹⁰	1:44.02 ²⁰ 23.54 ²⁶	2:07.56 ²⁰ 28.03 ²²	2:35.59 ²⁰	+4.62
40	GER GERG, Annemarie	23.35 ³¹ 24.38 ²⁶	47.73 ²⁶ 33.86 ²³	1:21.59 ²³ 22.78 ²⁴	1:44.37 ²⁴ 23.45 ²²	2:07.82 ²² 27.99 ¹⁹	2:35.81 ²¹	+4.84
41	CRO JELUSIC, Ana	23.84 ⁴⁴ 24.78 ³⁸	48.62 ³⁹ 33.47 ¹⁵	1:22.09 ²⁹ 22.98 ³⁰	1:45.07 ³⁰ 23.79 ³¹	2:08.86 ³⁰ 28.10 ²⁵	2:36.96 ²⁸	+5.99
44	POL KRZYZYNSKA, Dagmara	24.48 ⁵⁹ 26.26 ⁵⁸	50.74 ⁵³ 35.54 ⁴⁹	1:26.28 ⁴⁹ 23.78 ⁴⁹	1:50.06 ⁴⁸ 24.69 ³⁹	2:14.75 ⁴² 29.81 ⁴⁵	2:44.56 ⁴²	+13.59
45	NOR BERNTSEN, Hedda	24.44 ⁵⁷ 25.14 ⁴³	49.58 ⁴⁶ 35.25 ⁴⁶	1:24.83 ⁴⁶			DNS	
46	JPN KASHIWAGI, Kumiko	23.67 ⁴¹ 24.61 ³⁶	48.28 ³⁵ 34.73 ⁴¹	1:23.01 ³⁸ 23.33 ³⁸	1:46.34 ³⁸ 23.97 ³²	2:10.31 ³⁵ 28.64 ³⁷	2:38.95 ³³	+7.98
47	SLO DREV, Ana	23.98 ⁴⁸ 24.50 ³²	48.48 ³⁸ 34.16 ²⁹	1:22.64 ³⁵ 23.36 ³⁹	1:46.00 ³⁶		DNF	
48	RUS POPKOVA, Anastasij	24.32 ⁵⁵ 25.94 ⁵²	50.26 ⁴⁹ 35.10 ⁴⁵	1:25.36 ⁴⁷ 23.47 ⁴⁴	1:48.83 ⁴⁵		DNF	
49	CRO FLEISS, Nika	23.66 ⁴⁰ 24.16 ¹⁴	47.82 ²⁸ 33.73 ²¹	1:21.55 ²² 23.17 ³⁵	1:44.72 ²⁹ 23.48 ²³	2:08.20 ²⁵ 28.47 ³¹	2:36.67 ²⁶	+5.70
50	ARG SIMARI BIRKNER, Maria Bel	23.79 ⁴³ 25.26 ⁴⁷	49.05 ⁴³ 34.43 ³⁶	1:23.48 ⁴⁰ 23.19 ³⁶	1:46.67 ³⁹ 24.47 ³⁷	2:11.14 ³⁷ 28.66 ³⁸	2:39.80 ³⁵	+8.83
51	JUG LOLOVIC, Jelena	24.08 ⁵² 24.92 ⁴⁰	49.00 ⁴² 35.02 ⁴⁴	1:24.02 ⁴³ 23.43 ⁴²	1:47.45 ⁴² 24.47 ³⁷	2:11.92 ³⁹ 28.56 ³²	2:40.48 ³⁷	+9.51
53	LIE WALTER, Jessica	24.16 ⁵³ 25.14 ⁴³	49.30 ⁴⁵ 34.47 ³⁸	1:23.77 ⁴² 23.42 ⁴¹	1:47.19 ⁴¹ 24.31 ³⁶	2:11.50 ³⁸ 28.57 ³³	2:40.07 ³⁶	+9.10
54	RUS BLAGOULIAK, Tatiana	24.30 ⁵⁴ 25.63 ⁴⁸	49.93 ⁴⁸ 34.86 ⁴²	1:24.79 ⁴⁵ 23.78 ⁴⁹	1:48.57 ⁴⁴ 24.71 ⁴⁰	2:13.28 ⁴⁰ 28.58 ³⁴	2:41.86 ³⁸	+10.89



bib	nation surname, name	int1R1	int2R1	finR1	int1R2	int2R2	final	gap
		<i>int1R1-int2R1</i>	<i>int2R1-finR1</i>	<i>finR1-int1R2</i>	<i>int1R2-int2R2</i>	<i>int2R2-final</i>		
55	CZE ZAKOURILOVA, Petra	23.89 ⁴⁷	49.09 ⁴⁴	1:23.47 ³⁹	1:46.83 ⁴⁰	2:10.86 ³⁶	2:39.01 ³⁴	+8.04
		25.20 ⁴⁵	34.38 ³³	23.36 ³⁹	24.03 ³⁴	28.15 ²⁷		
56	CAN BRYDON, Emily	24.03 ⁵⁰	48.36 ³⁶	1:22.20 ³²	1:45.19 ³¹	2:08.56 ²⁷	2:36.57 ²⁴	+5.60
		24.33 ²³	33.84 ²²	22.99 ³¹	23.37 ²⁰	28.01 ²¹		
57	LIE SCHAEDLER, Sarah	24.45 ⁵⁸	50.51 ⁵¹	1:26.04 ⁴⁸	1:49.33 ⁴⁶		DNF	
		26.06 ⁵³	35.53 ⁴⁸	23.29 ³⁷				
58	NZE MCLEOD, Erika	24.06 ⁵¹	49.76 ⁴⁷	1:24.65 ⁴⁴	1:48.22 ⁴³	2:13.61 ⁴¹	2:42.37 ³⁹	+11.40
		25.70 ⁴⁹	34.89 ⁴³	23.57 ⁴⁵	25.39 ⁴⁷	28.76 ³⁹		
60	CZE ZIKOVA, Lucie	24.74 ⁶¹	50.87 ⁵⁴	1:26.34 ⁵⁰	1:49.96 ⁴⁷	2:15.14 ⁴⁴	2:43.93 ⁴⁰	+12.96
		26.13 ⁵⁴	35.47 ⁴⁷	23.62 ⁴⁶	25.18 ⁴⁵	28.79 ⁴⁰		
62	AUS BRIGHT, Rowena	24.87 ⁶⁴	51.04 ⁵⁶	1:26.69 ⁵³	1:50.45 ⁵⁰		DNF	
		26.17 ⁵⁵	35.65 ⁵¹	23.76 ⁴⁸				
65	BEL PERSYN, Karen	24.85 ⁶³	51.02 ⁵⁵	1:26.57 ⁵²	1:50.56 ⁵¹	2:15.41 ⁴⁵	2:44.67 ⁴³	+13.70
		26.17 ⁵⁵	35.55 ⁵⁰	23.99 ⁵¹	24.85 ⁴²	29.26 ⁴¹		
66	SVK REPCINOVA, Kristina	25.23 ⁶⁵	51.08 ⁵⁷	1:27.09 ⁵⁴	1:51.27 ⁵²	2:16.58 ⁴⁶	2:45.89 ⁴⁴	+14.92
		25.85 ⁵⁰	36.01 ⁵³	24.18 ⁵²	25.31 ⁴⁶	29.31 ⁴²		
69	SVK SMERCIAKOVA, Zuzana	24.74 ⁶¹	50.60 ⁵²	1:26.39 ⁵¹	1:50.08 ⁴⁹	2:14.90 ⁴³	2:44.41 ⁴¹	+13.44
		25.86 ⁵¹	35.79 ⁵²	23.69 ⁴⁷	24.82 ⁴¹	29.51 ⁴³		
70	GEO AKHMETELI, Sofia	25.39 ⁶⁷	51.60 ⁵⁸	1:27.65 ⁵⁵	1:52.35 ⁵³	2:17.29 ⁴⁷	2:47.00 ⁴⁵	+16.03
		26.21 ⁵⁷	36.05 ⁵⁴	24.70 ⁵³	24.94 ⁴⁴	29.71 ⁴⁴		
71	UKR SIPARENKO, Yulia	26.02 ⁶⁸	53.69 ⁶⁰	1:29.91 ⁵⁶	1:54.98 ⁵⁴	2:21.42 ⁴⁸	2:51.60 ⁴⁶	+20.63
		27.67 ⁶⁰	36.22 ⁵⁵	25.07 ⁵⁵	26.44 ⁴⁸	30.18 ⁴⁶		
73	ISR HITZIG, Kathryn	26.67 ⁷²	55.14 ⁶³	1:34.70 ⁵⁹	2:00.39 ⁵⁷	2:28.19 ⁵¹	3:00.35 ⁴⁹	+29.38
		28.47 ⁶⁴	39.56 ⁶⁰	25.69 ⁵⁶	27.80 ⁵³	32.16 ⁴⁸		
74	ISR MARKH, Sonya	26.65 ⁷¹	55.50 ⁶⁷	1:35.74 ⁶³	2:01.98 ⁵⁹		DNF	
		28.85 ⁶⁷	40.24 ⁶²	26.24 ⁵⁸				
75	HUN TUSS, Reka	26.27 ⁶⁹	54.57 ⁶¹	1:32.37 ⁵⁷	1:57.41 ⁵⁵	2:24.53 ⁴⁹	2:56.63 ⁴⁷	+25.66
		28.30 ⁶³	37.80 ⁵⁷	25.04 ⁵⁴	27.12 ⁴⁹	32.10 ⁴⁷		
76	KAZ EREMENKO, Vera	26.80 ⁷³	55.31 ⁶⁵	1:34.86 ⁶⁰	2:00.89 ⁵⁸	2:28.56 ⁵²	3:02.76 ⁵¹	+31.79
		28.51 ⁶⁵	39.55 ⁵⁹	26.03 ⁵⁷	27.67 ⁵²	34.20 ⁵¹		
77	GEO KAISHAURI, Mariam	26.85 ⁷⁴	54.70 ⁶²	1:32.91 ⁵⁸	1:59.16 ⁵⁶	2:26.36 ⁵⁰	2:58.77 ⁴⁸	+27.80
		27.85 ⁶¹	38.21 ⁵⁸	26.25 ⁵⁹	27.20 ⁵⁰	32.41 ⁵⁰		
78	IRE FARIVARZ, Sara	26.51 ⁷⁰	55.16 ⁶⁴	1:35.49 ⁶²	2:02.19 ⁶⁰	2:29.84 ⁵³	3:02.21 ⁵⁰	+31.24
		28.65 ⁶⁶	40.33 ⁶³	26.70 ⁶⁰	27.65 ⁵¹	32.37 ⁴⁹		
79	BRA ARNHOLD, Mirella	27.13 ⁷⁵	55.41 ⁶⁶	1:35.30 ⁶¹	2:02.55 ⁶¹		DNF	
		28.28 ⁶²	39.89 ⁶¹	27.25 ⁶¹				
80	LIB FREM, Soha	28.14 ⁷⁶	59.09 ⁶⁸	1:43.76 ⁶⁴	2:11.68 ⁶²		DNF	
		30.95 ⁶⁸	44.67 ⁶⁴	27.92 ⁶²				





Giant Slalom WOMEN PENALTY CALCULATION



pos	bib	code	surname, name	nation	FIS points	best 5	race points
best 10 to finish							
1	7	505483	PAERSON, Anja	SWE	0.23	0.23	0.00
2	20	295445	KARBON, Denise	ITA	4.51		
3	11	105741	FORSYTH, Allison	CAN	3.91		
4	4	55198	DORFMEISTER, Michaela	AUT	1.17	1.17	10.60
5	12	565243	MAZE, Tina	SLO	3.61		
6	2	295342	PUTZER, Karen	ITA	0.39	0.39	12.13
7	32	296259	MOELGG, Manuela	ITA	11.06		
8	5	515268	NEF, Sonja	SUI	0.00	0.00	13.16
9	14	425001	FLEMMEN, Andrine	NOR	3.16	3.16	14.98
10	16	205378	ERTL, Martina	GER	4.35		
10	9	355002	HEEB-BATLINER, Birgit	LIE	3.82		
best 5 FIS points at start							
8	5	515268	NEF, Sonja	SUI	0.00		
1	7	505483	PAERSON, Anja	SWE	0.23		
6	2	295342	PUTZER, Karen	ITA	0.39		
4	4	55198	DORFMEISTER, Michaela	AUT	1.17		
13	6	385022	KOSTELIC, Janica	CRO	2.08		
total							
					FIS points of best 5 at start (B)	3.87	
					FIS points of best to finish in top 10 (A)		4.95
					race points of corresponding competitors (C)		50.87
					calculated penalty (A+B-C)/10	-4.21	
					PENALTY APPLIED	0.00	

the Technical Delegate Richard REBSTOCK (FRA) #594

13 February 2003 / St. Moritz (SUI) / 6206

Page 1 of 1

www.stmoritz2003.com

www.fis-ski.com

Generation date: 13 February 2003 Time: 14:34

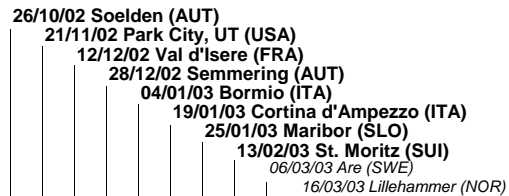




After Giant Slalom WOMEN FIS WCSL LIST



Number of competitors: 71



pos	code	surname, name	nation	26/10/02 Soelden (AUT)	21/11/02 Park City, UT (USA)	12/12/02 Val d'Isere (FRA)	28/12/02 Semmering (AUT)	04/01/03 Bormio (ITA)	19/01/03 Cortina d'Ampezzo (ITA)	25/01/03 Maribor (SLO)	13/02/03 St. Moritz (SUI)	06/03/03 Are (SWE)	16/03/03 Lillehammer (NOR)	base	- x	+ y	=points
1	505483	PAERSON, Anja	SWE	26	50	13	80	100	100	100				440	352	469	557
2	295342	PUTZER, Karen	ITA			29	100	100	50	60	45	40		350	280	424	494
3	515268	NEF, Sonja	SUI	40	45	80	40	100		24	32			634	507	361	488
4	55198	DORFMEISTER, Michaela	AUT	22	7	60	22	60	45	50	50			544	435	316	425
5	385022	KOSTELIC, Janica	CRO	24	60	45	80		80	14	20			187	150	323	360
6	55212	MEISSNITZER, Alexandra	AUT		80	60	32	40	22	16				244	195	250	299
7	425001	FLEMMEN, Andrine	NOR	100		11	16	26	8	15	29			335	268	205	272
	55690	HOSP, Nicole	AUT	100		32	60			80				2	2	272	272
9	495065	RIENDA CONTRERAS, Maria Jo	SPA	45	14	40	26	45	29	32				182	146	231	267
10	565243	MAZE, Tina	SLO	100				8	24	36	45			246	197	213	262
11	295445	KARBON, Denise	ITA			13	60	10	50	20	80			67	54	233	246
12	105741	FORSYTH, Allison	CAN		32	10	9	26	32	8	60			339	271	177	245
13	355002	HEEB-BATLINER, Birgit	LIE	100	36	1	5	11	18	26				185	148	197	234
14	505187	OTTOSSON, Anna	SWE	20	40	26	15	36	12	9	16			248	198	174	224
15	205378	ERTL, Martina	GER		24	22	20	18	36	60	26			17	14	206	209
16	185140	POUTIAINEN, Tanja	FIN	29		18	29	32		40				243	194	148	197
17	425389	NILSEN, Stina Hofgard	NOR	50			6		40	13				330	264	109	175
18	55313	ROHREGGER, Eveline	AUT	10	22	6	26	29	18	26				117	94	137	160
19	55261	OBERMOSER, Brigitte	AUT	14	6	26	45		14	11				104	83	116	137
20	55539	BERGER, Silvia	AUT	12	36	15	14	20		10				74	59	107	122
21	106056	SIMARD, Genevieve	CAN	11	9	13	7	12	20	29				88	70	101	119
22	106022	JANYK, Britt	CAN		26	8	40	14		22				24	19	110	115
23	536481	SCHLEPER, Sarah	USA	9	11	32	18	13		7				114	91	90	113
24	195374	MONTILLET, Carole	FRA	18	18	7	3		12					134	107	58	85
25	515573	AUFDENBLATTEN, Fraenzi	SUI	16	13	16				5				109	87	50	72
	535825	KOZNICK, Kristina	USA		12	2	11		5	1	22			94	75	53	72
27	296259	MOELGG, Manuela	ITA				22	10		36						68	68
28	536473	LALIVE, Caroline	USA			14	12	15	26							67	67

13 February 2003 / St. Moritz (SUI) / 6206

Page 1 of 3

www.stmoritz2003.com

www.fis-ski.com

Generation date: 15 February 2003 Time: 17:41



GIANT SLALOM FIS WCSL LIST



pos	code	surname, name	nation	26/10/02 Soelden (AUT) 21/11/02 Park City, UT (USA) 12/12/02 Val d'Isere (FRA) 28/12/02 Semmering (AUT) 04/01/03 Bormio (ITA) 19/01/03 Cortina d'Ampezzo (ITA) 25/01/03 Maribor (SLO) 13/02/03 St. Moritz (SUI) 06/03/03 Are (SWE) 16/03/03 Lillehammer (NOR)								base	- x	+ y	=points
				3	20	9	8	4	2						
29	536138	CLARK, Kirsten L	USA	3	20	9	8	4	2			47	38	46	55
30	505632	LINDELL-VIKARBY, Jessica	SWE	36					16						52
	505084	NOWEN, Ylva	SWE									259	207		52
32	55576	GOERGL, Elisabeth	AUT			20		16	15						51
33	515370	OESTER, Marlies	SUI		16				13	18		17	14	47	50
34	565109	DOVZAN, Alenka	SLO	32								87	70	32	49
35	295738	BACHMANN, Silke	ITA					7	9	6		119	95	22	46
36	515095	KUMMER, Lilian	SUI					9				177	142	9	44
	295927	PLANATSCHER, Maddalena	ITA		15	4	10			3		61	49	32	44
38	295435	GIUS, Nicole	ITA	15	11	5						43	34	31	40
39	515098	REY BELLET, Corinne	SUI									137	110		27
40	195377	PASCAL, Christel	FRA	7	6							38	30	13	21
41	205117	GERG, Hilde	GER	14								30	24	14	20
42	55052	SCHNEIDER, Tanja	AUT	6			4					41	33	10	18
43	55290	HEREGGER, Selina	AUT									86	69		17
44	206001	RIESCH, Maria	GER					11				11	9	11	13
	295807	VIERIN, Sonia	ITA						6			36	29	6	13
46	385032	JELUSIC, Ana	CRO	8					4					12	12
47	55069	GOETSCHL, Renate	AUT							4		37	30	4	11
48	295136	CECCARELLI, Daniela	ITA	5	4									9	9
49	515534	DICHT, Erika	SUI		8									8	8
50	505271	EKMAN, Susanne	SWE						7					7	7
	505260	HARGIN, Janette	SWE									34	27		7
	295588	KOSTNER, Isolde	ITA									35	28		7
53	495107	GALINDO SANTOLARIA, Ana	SPA		3							14	11	3	6
	195291	PELLAT-FINET, Caroline	FRA									32	26		6
	565097	PRETNAR, Spela	SLO	2								21	17	2	6
	515766	SUTER, Fabienne	SUI					6						6	6
57	515170	STYGER, Nadia	SUI				5							5	5
58	205119	HALTMAYR, Petra	GER									19	15		4
	495318	RUIZ CASTILLO, Carolina	SPA	4										4	4
60	195193	DUVILLARD, Kristina	FRA			3								3	3
	205115	GERG, Annemarie	GER				2					6	5	2	3
	195503	SUCHET, Melanie	FRA									15	12		3
63	485217	ALIEVA, Olesja	RUS	2										2	2
	155333	HRSTKOVA, Lucie	CZE									8	6		2
	55075	SCHUSTER, Stefanie	AUT									8	6		2

13 February 2003 / St. Moritz (SUI) / 6206

Page 2 of 3

www.stmoritz2003.com

www.fis-ski.com

Generation date: 15 February 2003 Time: 17:41

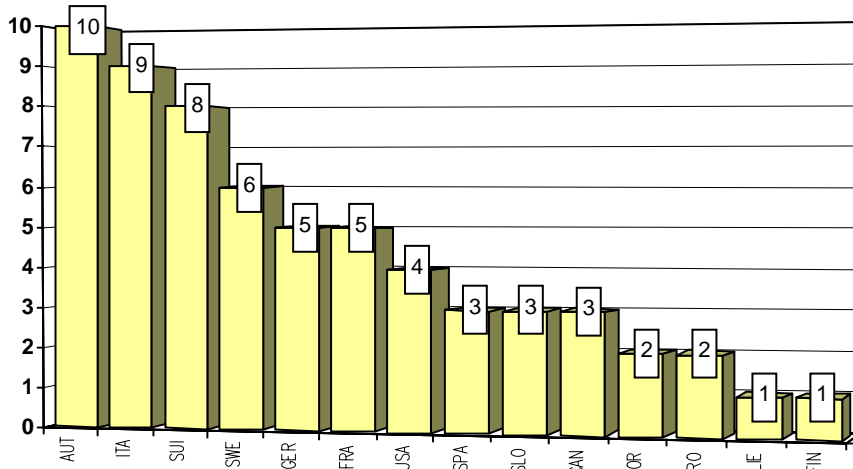


GIANT SLALOM FIS WCSL LIST



26/10/02 Soelden (AUT)
 21/11/02 Park City, UT (USA)
 12/12/02 Val d'Isere (FRA)
 28/12/02 Semmering (AUT)
 04/01/03 Bormio (ITA)
 19/01/03 Cortina d'Ampezzo (ITA)
 25/01/03 Maribor (SLO)
 13/02/03 St. Moritz (SUI)
 06/03/03 Are (SWE)
 16/03/03 Lillehammer (NOR)

pos	code	surname, name	nation	base	- x	+ y	=points
63	195273	SEKINO, Fujiko	FRA	11	9		2
	55691	SPONRING, Christine	AUT	12	10		2
68	295449	KLEON, Barbara	ITA	6	5		1
	195249	PEQUEGNOT, Laure	FRA			1	1
	105903	PRCHAL, Anna	CAN	7	6		1
	505083	WIBERG, Pernilla	SWE	4	3		1



Competitors





After Giant Slalom WOMEN OVERALL FIS WCSL LIST



Number of competitors: 150

pos	code	surname, name	nation	WCSL points	DH	SL	GS	SG	K
					Downhill	Slalom	Giant S	Super G	Comb.
1	385022	KOSTELIC, Janica	CRO	1663	121	716	360	266	200
2	55198	DORFMEISTER, Michaela	AUT	1283	475		425	347	36
3	505483	PAERSON, Anja	SWE	1110		540	557	13	
4	295342	PUTZER, Karen	ITA	992	112		494	336	50
5	195374	MONTILLET, Carole	FRA	870	405		85	380	
6	55069	GOETSCHL, Renate	AUT	866	471	23	11	361	0
7	205378	ERTL, Martina	GER	821	71	208	209	213	120
8	55212	MEISSNITZER, Alexandra	AUT	776	173		299	304	0
9	515268	NEF, Sonja	SUI	752		264	488		
10	205117	GERG, Hilde	GER	712	359		20	333	0
11	536138	CLARK, Kirsten L	USA	698	323		55	302	18
12	515098	REY BELLET, Corinne	SUI	660	433		27	200	
13	55690	HOSP, Nicole	AUT	578		226	272		80
14	185140	POUTIAINEN, Tanja	FIN	559		362	197		
15	55261	OBERMOSER, Brigitte	AUT	499	248		137	92	22
16	536473	LALIVE, Caroline	USA	460	159		67	182	52
17	295136	CECCARELLI, Daniela	ITA	457	157		9	276	15
	105546	TURGEON, Melanie	CAN	457	253			204	
19	295588	KOSTNER, Isolde	ITA	438	346		7	85	
20	195249	PEQUEGNOT, Laure	FRA	425		424	1		
21	195377	PASCAL, Christel	FRA	418		397	21		
22	515409	BERTHOD, Sylviane	SUI	368	294			74	
23	536477	MENDES, Jonna	USA	363	175			188	
24	536481	SCHLEPER, Sarah	USA	348		235	113		
25	55590	SCHILD, Marlies	AUT	343		293			50
26	535825	KOZNICK, Kristina	USA	339		267	72		
27	505187	OTTOSSON, Anna	SWE	335		85	224	26	
28	106056	SIMARD, Genevieve	CAN	302		4	119	141	38
29	495065	RIENDA CONTRERAS, Maria Jo	SPA	298		31	267		
30	515370	OESTER, Marlies	SUI	297		147	50		100
31	205636	BERGMANN, Monika	GER	276		276			
32	425001	FLEMMEN, Andrine	NOR	272			272		
33	565243	MAZE, Tina	SLO	266		4	262		
34	295445	KARBON, Denise	ITA	256		10	246		
35	105741	FORSYTH, Allison	CAN	254		9	245		

13 February 2003 / St. Moritz (SUI) / 6206

www.stmoritz2003.com

Generation date: 13 February 2003 Time: 14:31

Page 1 of 4

www.fis-ski.com



swisscom

winterthur



Swisski

SKI ENGADIN
Oberengadiner Bergbahnen



OVERALL FIS WCSL LIST

GS

pos	code	surname, name	nation	WCSL points	DH	SL	GS	SG	K
					Abfahrt	Slalom	Riesensl.	Super G	Kombin.
36	355002	HEEB-BATLINER, Birgit	LIE	234			234		
37	295435	GIUS, Nicole	ITA	233		193	40		
38	206001	RIESCH, Maria	GER	221	54	25	13	24	105
39	565037	SUHADOLC, Mojca	SLO	212	92			120	
40	55313	ROHREGGER, Eveline	AUT	206			160	46	
41	195503	SUCHET, Melanie	FRA	205	173		3	29	
42	537545	MANCUSO, Julia	USA	195	41	17		56	81
43	55290	HEREGGER, Selina	AUT	190	146		17	27	0
44	505632	LINDELL-VIKARBY, Jessica	SWE	189	56		52	20	61
45	515348	BORGHI, Catherine	SUI	181	140			25	16
46	425051	ROGNMO-BAKKE, Trine	NOR	180		180			
47	425389	NILSEN, Stina Hofgard	NOR	175			175		
48	195671	JACQUEMOD, Ingrid	FRA	170	104			66	
49	205115	GERG, Annemarie	GER	166		163	3		
50	205392	HAEUSL, Regina	GER	165	135			30	
	505084	NOWEN, Ylva	SWE	165		113	52		
52	55576	GOERGL, Elisabeth	AUT	163		112	51		
53	55302	EGGER, Sabine	AUT	161		161			
54	106022	JANYK, Britt	CAN	153		38	115		0
55	55539	BERGER, Silvia	AUT	152			122	30	
56	515573	AUFDENBLATTEN, Fraenzi	SUI	149			72	61	16
	55052	SCHNEIDER, Tanja	AUT	149	62		18	69	
58	195215	VIDAL, Vanessa	FRA	146		146			
59	505083	WIBERG, Pernilla	SWE	143	100		1	42	0
60	296259	MOELGG, Manuela	ITA	139		46	68	1	24
61	155415	ZAHROBSKA, Sarka	CZE	138		83			55
62	55691	SPONRING, Christine	AUT	120	33	85	2		
63	415069	RIEGLER, Claudia	NZE	113		113			
64	105997	BRYDON, Emily	CAN	107	36			47	24
65	515403	MUELLER, Tamara	SUI	105	42			63	
66	295533	RECCHIA, Lucia	ITA	104	51			53	
67	505271	EKMAN, Susanne	SWE	103		96	7		
68	425077	MARKEN, Ingeborg Helen	NOR	98	97			1	
	55075	SCHUSTER, Stefanie	AUT	98	50		2	46	0
70	565097	PRETNAR, Spela	SLO	95		89	6		
	55388	RAICH, Carina	AUT	95		95			
72	295463	BASSIS, Patrizia	ITA	87	52			35	
	425359	BERNTSEN, Hedda	NOR	87		87			
	515092	GRUENENFELDER, Corina	SUI	87		87			
75	205119	HALTMAYR, Petra	GER	83	41		4	38	0
76	565207	DABIC, Lea	SLO	77		55			22
	505260	HARGIN, Janette	SWE	77	20	8	7	42	0
78	185058	RAITA, Henna	FIN	76		76			
79	205820	HUBER, Isabelle	GER	75	59			16	0
80	565109	DOVZAN, Alenka	SLO	67		18	49		
81	295738	BACHMANN, Silke	ITA	66		20	46		
82	515429	DUMERMUTH, Monika	SUI	63	39			24	

13 February 2003 / St. Moritz (SUI) / 6206

Page 2 of 4

www.stmoritz2003.com

www.fis-ski.com

Generation date: 13 February 2003 Time: 14:31



swisscom

winterthur



Swisski

SKI ENGADIN
Oberengadiner Bergbahnen

OVERALL FIS WCSL LIST

GS

pos	code	surname, name	nation	WCSL points	DH	SL	GS	SG	K
					Abfahrt	Slalom	Riesensl.	Super G	Kombin.
82	535529	MONAHAN, Kathleen	USA	63	24			39	
84	535505	GERETY, Megan	USA	61	57			4	
85	535503	STREET, Picabo	USA	60	60				
86	55359	TRUPPE, Karin	AUT	56		56			
87	55588	RUMPFHUBER, Ingrid	AUT	50	41			9	
	537772	STIEGLER, Resi	USA	50		24			26
89	495318	RUIZ CASTILLO, Carolina	SPA	48			4	44	
90	485062	ZELENSKAJA, Warwara	RUS	47	25			22	
91	385027	FLEISS, Nika	CRO	46		46			
	295927	PLANATSCHER, Maddalena	ITA	46		2	44		
	55596	WILHELM, Kathrin	AUT	46	41			5	
94	515095	KUMMER, Lilian	SUI	44			44		
	536884	LUDLOW, Libby	USA	44	16			28	
96	425380	BREMSETH, Lisa	NOR	42		42			
	295265	CERESA, Annalisa	ITA	42		42			
	425458	VIKEN, Line	NOR	42		42			
99	55538	WIRTH, Katja	AUT	40	2			24	14
100	295800	TAGLIABUE, Elena	ITA	37	23			14	0
101	565004	BOKAL, Natasa	SLO	36		36			
102	195868	MEILLEUR, Karine	FRA	33	24			9	
103	515170	STYGER, Nadia	SUI	30	20		5	5	
104	515496	IMLIG, Corinne	SUI	27	27				
	705287	ZUZULOVA, Veronika	SVK	27		27			
106	295559	BIAVASCHI, Elisabetta	ITA	25		25			
	55622	VIERTHALER, Astrid	AUT	25	22			3	0
108	205043	BRAUNER, Sibylle	GER	24	21			3	
	105662	LEFRANCOIS, Anne Marie	CAN	24	24				
110	515560	SCHILD, Martina	SUI	21	21				
111	55759	KIRCHGASSER, Michaela	AUT	18		18			
	296008	MERIGHETTI, Daniela	ITA	18		18			
113	305287	HIROI, Noriyo	JPN	15		15			
114	45002	STEGGALL, Zali	AUS	14		14			
115	565136	BRACUN, Spela	SLO	13	13				
	295807	VIERIN, Sonia	ITA	13			13		
117	385032	JELUSIC, Ana	CRO	12			12		
118	55383	BLASER, Karin	AUT	11	11				
	537544	KILDOW, Lindsey C.	USA	11	7			4	0
120	225018	CARRICK-ANDERSON, Emma	GBR	10		10			
	55339	LECHNER, Martina	AUT	10				10	
122	515534	DICHT, Erika	SUI	8			8		
	55136	KOELLERER, Karin	AUT	8		8			
	536479	POWERS, Alison	USA	8	8				
125	515166	PIEREN, Tanja	SUI	7				7	
126	495107	GALINDO SANTOLARIA, Ana	SPA	6			6		
	537446	MCCARTY, Bryna	USA	6	6				
	195291	PELLAT-FINET, Caroline	FRA	6			6		
	515766	SUTER, Fabienne	SUI	6			6		

13 February 2003 / St. Moritz (SUI) / 6206

Page 3 of 4

www.stmoritz2003.com

www.fis-ski.com

Generation date: 13 February 2003 Time: 14:31



OVERALL FIS WCSL LIST

GS

pos	code	surname, name	nation	WCSL points	DH	SL	GS	SG	K
					Abfahrt	Slalom	Riesensl.	Super G	Kombin.
130	295462	MAJ, Chiara	ITA	5				5	
131	505396	HARGIN, Christine	SWE	4			4		
	295449	KLEON, Barbara	ITA	4		3		1	
133	195193	DUVILLARD, Kristina	FRA	3				3	
	195920	GIVELET, Anne-Laure	FRA	3					3
	205716	HUBER-BRANDT, Marina	GER	3			3		
136	485217	ALIEVA, Olesja	RUS	2				2	
	515478	ALPIGER, Ella	SUI	2		2			
	105859	BOUCHER, Sara-Maude	CAN	2		1			1 0
	425022	FJELDAVLIE, Merete	NOR	2					2
	155333	HRSTKOVA, Lucie	CZE	2				2	
	55544	KNOR, Petra	AUT	2			2		
	45071	OWENS, Jenny	AUS	2		2			0
	195273	SEKINO, Fujiko	FRA	2				2	
	205736	WOLF, Stefanie	GER	2			2		
145	105903	PRCHAL, Anna	CAN	1				1	0
	155047	ZAKOURILOVA, Petra	CZE	1			1		
147	225206	ALCOTT, Chimene	GBR	0					0
	45053	JONES, Alice	AUS	0					0
	185118	KAHEYHKOE, Pia	FIN	0					0
	355020	SCHAEDLER, Tamara	LIE	0					0





After Giant Slalom WOMEN SUMMARY of MEDALS



Number of nation: 8

pos	nation	Gold			Silver			Bronze			total		
		W	M	W+M	W	M	W+M	W	M	W+M	W	M	W+M
1	AUSTRIA	1	2	3	2	2	4	-	-	-	3	4	7
2	USA	-	2	2	1	1	2	1	1	2	2	4	6
3	CANADA	1	-	1	-	-	-	1	-	1	2	-	2
4	CROATIA	1	-	1	-	-	-	-	-	-	1	-	1
	SWEDEN	1	-	1	-	-	-	-	-	-	1	-	1
6	NORWAY	-	-	-	-	2	2	-	1	1	-	3	3
7	SWITZERLAND	-	-	-	1	-	1	1	1	2	2	1	3
8	ITALY	-	-	-	1	-	1	-	-	-	1	-	1

W women

M men

13 February 2003 / St. Moritz (SUI)

Page 1 of 1

www.stmoritz2003.com

www.fis-ski.com

Generation date: 13 February 2003 Time: 14:31

