



Slalom WOMEN LIST of COMPETITORS



Number of competitors: 74

(According to the 3rd F.I.S. point list)

code	surname, name	nation	FIS points
385022	KOSTELIC, Janica	CRO	0.00
505483	PAERSON, Anja	SWE	1.65
195249	PEQUEGNOT, Laure	FRA	2.73
195377	PASCAL, Christel	FRA	2.99
185140	POUTIAINEN, Tanja	FIN	3.31
55590	SCHILD, Marlies	AUT	3.96
205636	BERGMANN, Monika	GER	4.12
535825	KOZNICK, Kristina	USA	4.20
515268	NEF, Sonja	SUI	4.23
536481	SCHLEPER, Sarah	USA	4.50
55690	HOSP, Nicole	AUT	4.59
205378	ERTL, Martina	GER	4.75
295435	GIUS, Nicole	ITA	4.89
425051	ROGNMO-BAKKE, Trine	NOR	5.02
205115	GERG, Annemarie	GER	5.18
55302	EGGER, Sabine	AUT	5.19
515370	OESTER, Marlies	SUI	5.33
415069	RIEGLER, Claudia	NZE	5.64
55576	GOERGL, Elisabeth	AUT	5.65
505271	EKMAN, Susanne	SWE	5.80
565097	PRETNAR, Spela	SLO	5.87
425359	BERNTSEN, Hedda	NOR	5.89
515092	GRUENENFELDER, Corina	SUI	5.89
505187	OTTOSSON, Anna	SWE	5.91
155415	ZAHROBSKA, Sarka	CZE	5.92
185058	RAITA, Henna	FIN	5.99
425458	VIKEN, Line	NOR	6.59
295265	CERESA, Annalisa	ITA	8.94
425380	BREMSETH, Lisa	NOR	9.26
385027	FLEISS, Nika	CRO	9.94
565207	DABIC, Lea	SLO	11.51
155194	KURFUERSTOVA, Eva	CZE	11.70
296259	MOELGG, Manuela	ITA	12.30
206001	RIESCH, Maria	GER	12.37

15 February 2003 / St. Moritz (SUI) / 6207

Page 1 of 2

www.stmoritz2003.com

www.fis-ski.com

Generation date: 15 February 2003 Time: 12:30



LIST of COMPETITORS
(According to the 3rd F.I.S. point list)

SL

code	surname, name	nation	FIS points
155047	ZAKOURILOVA, Petra	CZE	12.81
537772	STIEGLER, Resi	USA	13.30
106022	JANYK, Britt	CAN	13.97
225018	CARRICK-ANDERSON, Emma	GBR	15.23
537545	MANCUSO, Julia	USA	15.83
295445	KARBON, Denise	ITA	17.40
105741	FORSYTH, Allison	CAN	17.56
305287	HIROI, Noriyo	JPN	18.81
355038	WALTER, Jessica	LIE	20.39
565268	DREV, Ana	SLO	20.88
385032	JELUSIC, Ana	CRO	21.13
495065	RIENDA CONTRERAS, Maria Jose	SPA	21.36
435142	KARASINSKA, Katazyna	POL	22.03
105997	BRYDON, Emily	CAN	23.93
435130	KRZYZYNSKA, Dagmara	POL	24.54
155333	HRSTKOVA, Lucie	CZE	24.96
305092	KASHIWAGI, Kumiko	JPN	25.47
65038	PERSYN, Karen	BEL	27.67
565243	MAZE, Tina	SLO	28.66
485198	IWATSCHENKO, Evgenija	RUS	29.64
45087	BRIGHT, Rowena	AUS	31.80
705202	SMERCIAKOVA, Zuzana	SVK	35.39
705267	STAFFENOVA, Jana	SVK	40.20
35089	SIMARI BIRKNER, Macarena	ARG	43.61
315149	LOLOVIC, Jelena	JUG	43.71
685003	AKHMETELI, Sofia	GEO	46.33
35079	SIMARI BIRKNER, Maria Belen	ARG	48.48
705037	LOPUSNA, Lubica	SVK	49.24
415090	MCLEOD, Erika	NZE	52.27
705293	REPCINOVA, Kristina	SVK	54.92
695017	SIPARENKO, Yulia	UKR	55.16
95045	ZLATAREVA, Borijana	BUL	72.16
95050	KIRKOVA, Maria	BUL	73.45
285012	HITZIG, Kathryn	ISR	78.49
245037	TUSS, Reka	HUN	87.20
685008	KAISHAURI, Mariam	GEO	121.02
675016	EREMENKO, Vera	KAZ	134.89
275008	FARIVARZ, Sara	IRE	142.97
345020	FREM, Soha	LIB	187.61
85018	ARNHOLD, Mirella	BRA	232.90





Slalom WOMEN NATION LIST



Number of competitors: 74

(According to the 3rd F.I.S. point list)

	code	surname, name	FIS points
ARGENTINA (2)			
ARG	35089	SIMARI BIRKNER, Macarena	43.61
	35079	SIMARI BIRKNER, Maria Belen	48.48
AUSTRALIA (1)			
AUS	45087	BRIGHT, Rowena	31.80
AUSTRIA (4)			
AUT	55590	SCHILD, Marlies	3.96
	55690	HOSP, Nicole	4.59
	55302	EGGER, Sabine	5.19
	55576	GOERGL, Elisabeth	5.65
BELGIUM (1)			
BEL	65038	PERSYN, Karen	27.67
BRAZIL (1)			
BRA	85018	ARNHOLD, Mirella	232.90
BULGARY (2)			
BUL	95045	ZLATAREVA, Borijana	72.16
	95050	KIRKOVA, Maria	73.45
CANADA (3)			
CAN	106022	JANYK, Britt	13.97
	105741	FORSYTH, Allison	17.56
	105997	BRYDON, Emily	23.93
CROATIA (3)			
CRO	385022	KOSTELIC, Janica	0.00
	385027	FLEISS, Nika	9.94
	385032	JELUSIC, Ana	21.13
CZECHIA (4)			
CZE	155415	ZAHROBSKA, Sarka	5.92
	155194	KURFUERSTOVA, Eva	11.70
	155047	ZAKOURILOVA, Petra	12.81
	155333	HRSTKOVA, Lucie	24.96

15 February 2003 / St. Moritz (SUI)

Page 1 of 3

www.stmoritz2003.com

www.fis-ski.com

Generation date: 15 February 2003 Time: 12:30



(According to the 3rd special F.I.S. point list)

	code	surname, name	FIS points
FINLAND (2)			
FIN	185140	POUTIAINEN, Tanja	3.31
	185058	RAITA, Henna	5.99
FRANCE (2)			
FRA	195249	PEQUEGNOT, Laure	2.73
	195377	PASCAL, Christel	2.99
GREAT BRITAIN (1)			
GBR	225018	CARRICK-ANDERSON, Emma	15.23
GEORGIA (2)			
GEO	685003	AKHMETELI, Sofia	46.33
	685008	KAISHAURI, Mariam	121.02
GERMANY (4)			
GER	205636	BERGMANN, Monika	4.12
	205378	ERTL, Martina	4.75
	205115	GERG, Annemarie	5.18
	206001	RIESCH, Maria	12.37
HUNGARY (1)			
HUN	245037	TUSS, Reka	87.20
IRELAND (1)			
IRE	275008	FARIVARZ, Sara	142.97
ISRAEL (1)			
ISR	285012	HITZIG, Kathryn	78.49
ITALY (4)			
ITA	295435	GIUS, Nicole	4.89
	295265	CERESA, Annalisa	8.94
	296259	MOELGG, Manuela	12.30
	295445	KARBON, Denise	17.40
JAPAN (2)			
JPN	305287	HIROI, Noriyo	18.81
	305092	KASHIWAGI, Kumiko	25.47
JUGOSLAVIA (1)			
JUG	315149	LOLOVIC, Jelena	43.71
KAZAKHSTAN (1)			
KAZ	675016	EREMENKO, Vera	134.89
LEBANON (1)			
LIB	345020	FREM, Soha	187.61
LIECHTENSTEIN (1)			
LIE	355038	WALTER, Jessica	20.39

15 February 2003 / St. Moritz (SUI)

Page 2 of 3

www.stmoritz2003.com

www.fis-ski.com

Generation date: 15 February 2003 Time: 12:30



(According to the 3rd special F.I.S. point list)

	code	surname, name	FIS points
NORWAY (4)			
NOR	425051	ROGNMO-BAKKE, Trine	5.02
	425359	BERNTSEN, Hedda	5.89
	425458	VIKEN, Line	6.59
	425380	BREMSETH, Lisa	9.26
NEW ZELAND (2)			
NZE	415069	RIEGLER, Claudia	5.64
	415090	MCLEOD, Erika	52.27
POLAND (2)			
POL	435142	KARASINSKA, Katazyna	22.03
	435130	KRZYZYNSKA, Dagmara	24.54
RUSSIA (1)			
RUS	485198	IWATSCHENKO, Evgenija	29.64
SLOVENIA (4)			
SLO	565097	PRETNAR, Spela	5.87
	565207	DABIC, Lea	11.51
	565268	DREV, Ana	20.88
	565243	MAZE, Tina	28.66
SPAIN (1)			
SPA	495065	RIENDA CONTRERAS, Maria Jose	21.36
SWITZERLAND (3)			
SUI	515268	NEF, Sonja	4.23
	515370	OESTER, Marlies	5.33
	515092	GRUENENFELDER, Corina	5.89
SLOWAKIA (4)			
SVK	705202	SMERCIAKOVA, Zuzana	35.39
	705267	STAFFENOVA, Jana	40.20
	705037	LOPUSNA, Lubica	49.24
	705293	REPCINOVA, Kristina	54.92
SWEDEN (3)			
SWE	505483	PAERSON, Anja	1.65
	505271	EKMAN, Susanne	5.80
	505187	OTTOSSON, Anna	5.91
UKRAINA (1)			
UKR	695017	SIPARENKO, Yulia	55.16
USA (4)			
USA	535825	KOZNICK, Kristina	4.20
	536481	SCHLEPER, Sarah	4.50
	537772	STIEGLER, Resi	13.30
	537545	MANCUSO, Julia	15.83





Slalom WOMEN START LIST - 1st Run



JURY				TECHNICAL DATA			
TD FIS	Richard REBSTOCK	FRA	COURSE NAME	Engiadina			
REFEREE	Kurt HOCH	FIS	START	2205 m			
CHIEF OF RACE	Walter STAMM	SUI	FINISH	2040 m			
START REFEREE	Ariid HOLM	NOR	VERTICAL DROP	165 m			
FINISH REFEREE	Pamela BEHR	GER	FIS HOMOLOG NR	6386/296/01			
1st RUN				2nd RUN			
COURSE SETTER	Franz GAMPER	GER	Anders PAERSON	SWE			
NUMBER OF GATES	60		NUMBER OF GATES		57		
START TIME	10:00		START TIME		13:00		
FORERUNNERS	A Pascale BERTHOD	SUI	A Pascale BERTHOD	SUI			
	B Gian Reto GREDIG	SUI	B Gian Reto GREDIG	SUI			
	C Thomas WOLF	SUI	C Thomas WOLF	SUI			

Number of competitors: 74

bib	code	surname, name	nation	ski
1	55590	SCHILD, Marlies	AUT	AT
2	195377	PASCAL, Christel	FRA	SA
3	505483	PAERSON, Anja	SWE	SA
4	205636	BERGMANN, Monika	GER	VK
5	195249	PEQUEGNOT, Laure	FRA	SA
6	185140	POUTIAINEN, Tanja	FIN	RO
7	385022	KOSTELIC, Janica	CRO	SA
8	55690	HOSP, Nicole	AUT	VK
9	536481	SCHLEPER, Sarah	USA	RO
10	295435	GIUS, Nicole	ITA	SA
11	535825	KOZNICK, Kristina	USA	VK
12	205115	GERG, Annemarie	GER	NO
13	515268	NEF, Sonja	SUI	VK
14	205378	ERTL, Martina	GER	RO
15	425051	ROGNMO-BAKKE, Trine	NOR	RO

15 February 2003 / St. Moritz (SUI) / 6207

www.stmoritz2003.com

Generation date: 14 February 2003 Time: 18:45

Page 1 of 3

www.fis-ski.com



bib	code	surname, name	nation	ski
16	55302	EGGER, Sabine	AUT	HE
17	515370	OESTER, Marlies	SUI	NO
18	415069	RIEGLER, Claudia	NZE	RO
19	55576	GOERGL, Elisabeth	AUT	VK
20	505271	EKMAN, Susanne	SWE	EL
21	565097	PRETNAR, Spela	SLO	RO
22	425359	BERNTSEN, Hedda	NOR	FI
23	515092	GRUENENFELDER, Corina	SUI	NO
24	505187	OTTOSSON, Anna	SWE	DY
25	155415	ZAHROBSKA, Sarka	CZE	HE
26	185058	RAITA, Henna	FIN	RO
27	565207	DABIC, Lea	SLO	EL
28	385027	FLEISS, Nika	CRO	AT
29	296259	MOELGG, Manuela	ITA	FI
30	425458	VIKEN, Line	NOR	DY
31	295265	CERESA, Annalisa	ITA	VK
32	425380	BREMSETH, Lisa	NOR	VK
33	155194	KURFUERSTOVA, Eva	CZE	RO
34	206001	RIESCH, Maria	GER	HE
35	155047	ZAKOURILOVA, Petra	CZE	HE
36	537772	STIEGLER, Resi	USA	DY
37	106022	JANYK, Britt	CAN	SA
38	225018	CARRICK-ANDERSON, Emma	GBR	FI
39	537545	MANCUSO, Julia	USA	RO
40	295445	KARBON, Denise	ITA	SA
41	105741	FORSYTH, Allison	CAN	RO
42	305287	HIROI, Noriyo	JPN	
43	355038	WALTER, Jessica	LIE	
44	565268	DREV, Ana	SLO	RO
45	385032	JELUSIC, Ana	CRO	AT
46	495065	RIENDA CONTRERAS, Maria Jose	SPA	RO
47	435142	KARASINSKA, Katazyna	POL	
48	105997	BRYDON, Emily	CAN	SA
49	435130	KRZYZYNSKA, Dagmara	POL	RO
50	155333	HRSTKOVA, Lucie	CZE	RO
51	305092	KASHIWAGI, Kumiko	JPN	SA
52	65038	PERSYN, Karen	BEL	EL
53	565243	MAZE, Tina	SLO	RO
54	485198	IWATSCHENKO, Evgenija	RUS	RO
55	45087	BRIGHT, Rowena	AUS	FI
56	705202	SMERCIAKOVA, Zuzana	SVK	RO
57	705267	STAFFENOVA, Jana	SVK	HE
58	35089	SIMARI BIRKNER, Macarena	ARG	RO
59	315149	LOLOVIC, Jelena	JUG	RO
60	685003	AKHMETELI, Sofia	GEO	VK
61	35079	SIMARI BIRKNER, Maria Belen	ARG	RO



bib	code	surname, name	nation	ski
62	705037	LOPUSNA, Lubica	SVK	EL
63	415090	MCLEOD, Erika	NZE	RO
64	705293	REPCINOVA, Kristina	SVK	HE
65	695017	SIPARENKO, Yulia	UKR	
66	95045	ZLATAREVA, Borijana	BUL	
67	95050	KIRKOVA, Maria	BUL	
68	285012	HITZIG, Kathryn	ISR	
69	245037	TUSS, Reka	HUN	
70	685008	KAISHAURI, Mariam	GEO	
71	675016	EREMENKO, Vera	KAZ	
72	275008	FARIVARZ, Sara	IRE	
73	345020	FREM, Soha	LIB	
74	85018	ARNHOLD, Mirella	BRA	

AT	ATOMIC	FI	FISCHER	SA	SALOMON
BL	BLIZZARD	HE	HEAD	ST	STÖCKLI
DY	DYNASTAR	NO	NORDICA	VK	VÖLKL
EL	ELAN	RO	ROSSIGNOL		





Slalom WOMEN RESULTS - 1st Run



JURY				TECHNICAL DATA			
TD FIS	Richard REBSTOCK	FRA		COURSE NAME	Engiadina		
REFEREE	Kurt HOCH	FIS		START	2205 m		
CHIEF OF RACE	Walter STAMM	SUI		FINISH	2040 m		
START REFEREE	Arild HOLM	NOR		VERTICAL DROP	165 m		
FINISH REFEREE	Pamela BEHR	GER		FIS HOMOLOG NR	6386/296/01		
1st RUN				2nd RUN			
COURSE SETTER	Franz GAMPER	GER		Anders PAERSON	SWE		
NUMBER OF GATES	60			57			
START TIME	10:00			13:00			
FORERUNNERS	A Pascale BERTHOD	SUI		A Pascale BERTHOD	SUI	WEATHER Clear	
	B Gian Reto GREDIG	SUI		B Gian Reto GREDIG	SUI	SNOW Hard	
	C Thomas WOLF	SUI		C Thomas WOLF	SUI	TEMPERATURE START -10°C	
						FINISH -8°C	

Number of competitors: 74

pos	bib	code	surname, name	nation	time	ski
1	7	385022	KOSTELIC, Janica	CRO	49.32	SA
2	1	55590	SCHILD, Marlies	AUT	49.72	AT
3	8	55690	HOSP, Nicole	AUT	49.77	VK
4	5	195249	PEQUEGNOT, Laure	FRA	50.32	SA
5	24	505187	OTTOSSON, Anna	SWE	50.33	DY
6	13	515268	NEF, Sonja	SUI	50.35	VK
7	6	185140	POUTIAINEN, Tanja	FIN	50.50	RO
8	4	205636	BERGMANN, Monika	GER	50.52	VK
9	2	195377	PASCAL, Christel	FRA	50.54	SA
10	31	295265	CERESA, Annalisa	ITA	50.79	VK
	14	205378	ERTL, Martina	GER	50.79	RO
12	16	55302	EGGER, Sabine	AUT	50.82	HE
13	21	565097	PRETNAR, Spela	SLO	50.86	RO
14	28	385027	FLEISS, Nika	CRO	50.87	AT
15	3	505483	PAERSON, Anja	SWE	50.92	SA

15 February 2003 / St. Moritz (SUI) / 6207

www.stmoritz2003.com

Generation date: 15 February 2003 Time: 11:37

Page 1 of 3

www.fis-ski.com



pos	bib	code	surname, name	nation	time	ski
16	25	155415	ZAHROBSKA, Sarka	CZE	50.97	HE
17	18	415069	RIEGLER, Claudia	NZE	51.04	RO
18	29	296259	MOELGG, Manuela	ITA	51.19	FI
19	36	537772	STIEGLER, Resi	USA	51.26	DY
20	17	515370	OESTER, Marlies	SUI	51.39	NO
21	20	505271	EKMAN, Susanne	SWE	51.44	EL
22	35	155047	ZAKOURILOVA, Petra	CZE	51.53	HE
23	26	185058	RAITA, Henna	FIN	51.57	RO
24	32	425380	BREMSETH, Lisa	NOR	51.74	VK
25	23	515092	GRUENENFELDER, Corina	SUI	51.78	NO
26	10	295435	GIUS, Nicole	ITA	51.79	SA
27	30	425458	VIKEN, Line	NOR	51.86	DY
28	48	105997	BRYDON, Emily	CAN	52.13	SA
29	22	425359	BERNTSEN, Hedda	NOR	52.19	FI
30	45	385032	JELUSIC, Ana	CRO	52.31	AT
31	38	225018	CARRICK-ANDERSON, Emma	GBR	52.49	FI
32	37	106022	JANYK, Britt	CAN	52.66	SA
33	42	305287	HIROI, Noriyo	JPN	52.67	
34	40	295445	KARBON, Denise	ITA	52.69	SA
35	41	105741	FORSYTH, Allison	CAN	52.82	RO
36	27	565207	DABIC, Lea	SLO	52.96	EL
37	33	155194	KURFUERSTOVA, Eva	CZE	53.20	RO
38	52	65038	PERSYN, Karen	BEL	53.44	EL
39	49	435130	KRZYZYNSKA, Dagmara	POL	53.71	RO
40	56	705202	SMERCIAKOVA, Zuzana	SVK	53.84	RO
41	60	685003	AKHMETELI, Sofia	GEO	53.89	VK
42	47	435142	KARASINSKA, Katarzyna	POL	54.15	
43	58	35089	SIMARI BIRKNER, Macarena	ARG	54.19	RO
44	61	35079	SIMARI BIRKNER, Maria Belen	ARG	54.30	RO
45	55	45087	BRIGHT, Rowena	AUS	54.55	FI
46	43	355038	WALTER, Jessica	LIE	54.89	
47	51	305092	KASHIWAGI, Kumiko	JPN	55.18	SA
48	63	415090	MCLEOD, Erika	NZE	55.82	RO
49	65	695017	SIPARENKO, Yulia	UKR	56.73	
50	66	95045	ZLATAREVA, Borijana	BUL	56.82	
51	69	245037	TUSS, Reka	HUN	59.75	
52	68	285012	HITZIG, Kathryn	ISR	1:00.90	
53	72	275008	FARIVARZ, Sara	IRE	1:01.41	
54	67	95050	KIRKOVA, Maria	BUL	1:02.06	
55	70	685008	KAISHAURI, Mariam	GEO	1:02.30	
56	71	675016	EREMENKO, Vera	KAZ	1:03.08	
57	74	85018	ARNHOLD, Mirella	BRA	1:05.84	
58	73	345020	FREM, Soha	LIB	1:07.24	
59	11	535825	KOZNICK, Kristina	USA	1:30.06	VK



pos	bib	code	surname, name	nation	time	ski
did not finish: 15						
9	536481		SCHLEPER, Sarah	USA		RO
12	205115		GERG, Annemarie	GER		NO
15	425051		ROGNMO-BAKKE, Trine	NOR		RO
19	55576		GOERGL, Elisabeth	AUT		VK
34	206001		RIESCH, Maria	GER		HE
39	537545		MANCUSO, Julia	USA		RO
44	565268		DREV, Ana	SLO		RO
46	495065		RIENDA CONTRERAS, Maria Jose	SPA		RO
50	155333		HRSTKOVA, Lucie	CZE		RO
53	565243		MAZE, Tina	SLO		RO
54	485198		IWATSCHENKO, Evgenija	RUS		RO
57	705267		STAFFENOVA, Jana	SVK		HE
59	315149		LOLOVIC, Jelena	JUG		RO
62	705037		LOPUSNA, Lubica	SVK		EL
64	705293		REPCINOVA, Kristina	SVK		HE

AT ATOMIC	FI FISCHER	SA SALOMON
BL BLIZZARD	HE HEAD	ST STÖCKLI
DY DYNASTAR	NO NORDICA	VK VÖLKL
EL ELAN	RO ROSSIGNOL	





Slalom WOMEN

ANALYSIS by RANK - 1st run



Number of competitors: 74

pos	bib	nation	surname, name	int1	int1-final	final	gap
1	7	CRO	KOSTELIC, Janica	27.16 1	22.16 3	49.32	
2	1	AUT	SCHILD, Marlies	27.36 2	22.36 4	49.72	+0.40
3	8	AUT	HOSP, Nicole	27.66 3	22.11 1	49.77	+0.45
4	5	FRA	PEQUEGNOT, Laure	27.69 5	22.63 8	50.32	+1.00
5	24	SWE	OTTOSSON, Anna	27.75 8	22.58 5	50.33	+1.01
6	13	SUI	NEF, Sonja	27.74 7	22.61 7	50.35	+1.03
7	6	FIN	POUTIAINEN, Tanja	27.73 6	22.77 13	50.50	+1.18
8	4	GER	BERGMANN, Monika	27.67 4	22.85 17	50.52	+1.20
9	2	FRA	PASCAL, Christel	27.78 9	22.76 12	50.54	+1.22
10	31	ITA	CERESA, Annalisa	28.05 11	22.74 11	50.79	+1.47
	14	GER	ERTL, Martina	27.86 10	22.93 21	50.79	+1.47
12	16	AUT	EGGER, Sabine	28.05 11	22.77 13	50.82	+1.50
13	21	SLO	PRETNAR, Spela	28.09 13	22.77 13	50.86	+1.54
14	28	CRO	FLEISS, Nika	28.24 17	22.63 8	50.87	+1.55
15	3	SWE	PAERSON, Anja	28.80 27	22.12 2	50.92	+1.60
16	25	CZE	ZAHROBSKA, Sarka	28.18 16	22.79 16	50.97	+1.65
17	18	NZE	RIEGLER, Claudia	28.36 22	22.68 10	51.04	+1.72
18	29	ITA	MOELGG, Manuela	28.13 14	23.06 24	51.19	+1.87
19	36	USA	STIEGLER, Resi	28.33 20	22.93 21	51.26	+1.94

15 February 2003 / St. Moritz (SUI) / 6207

Page 1 of 4

www.stmoritz2003.com

www.fis-ski.com

Generation date: 15 February 2003 Time: 12:00



pos	bib	nation	surname, name	int1	int1-final	final	gap
20	17	SUI	OESTER, Marlies	28.80 27	22.59 6	51.39	+2.07
21	20	SWE	EKMAN, Susanne	28.16 15	23.28 26	51.44	+2.12
22	35	CZE	ZAKOURILOVA, Petra	28.40 23	23.13 25	51.53	+2.21
23	26	FIN	RAITA, Henna	28.65 25	22.92 20	51.57	+2.25
24	32	NOR	BREMSETH, Lisa	28.85 29	22.89 19	51.74	+2.42
25	23	SUI	GRUENENFELDER, Corina	28.24 17	23.54 36	51.78	+2.46
26	10	ITA	GIUS, Nicole	28.44 24	23.35 28	51.79	+2.47
27	30	NOR	VIKEN, Line	28.35 21	23.51 34	51.86	+2.54
28	48	CAN	BRYDON, Emily	29.08 33	23.05 23	52.13	+2.81
29	22	NOR	BERNTSEN, Hedda	28.79 26	23.40 31	52.19	+2.87
30	45	CRO	JELUSIC, Ana	28.98 31	23.33 27	52.31	+2.99
31	38	GBR	CARRICK-ANDERSON, Em	29.04 32	23.45 32	52.49	+3.17
32	37	CAN	JANYK, Britt	29.27 36	23.39 30	52.66	+3.34
33	42	JPN	HIROI, Noriyo	29.15 34	23.52 35	52.67	+3.35
34	40	ITA	KARBON, Denise	29.32 38	23.37 29	52.69	+3.37
35	41	CAN	FORSYTH, Allison	28.87 30	23.95 39	52.82	+3.50
36	27	SLO	DABIC, Lea	29.15 34	23.81 38	52.96	+3.64
37	33	CZE	KURFUERSTOVA, Eva	29.73 43	23.47 33	53.20	+3.88
38	52	BEL	PERSYN, Karen	29.66 41	23.78 37	53.44	+4.12
39	49	POL	KRZYZYNSKA, Dagmara	29.45 39	24.26 43	53.71	+4.39
40	56	SVK	SMERCIAKOVA, Zuzana	29.50 40	24.34 45	53.84	+4.52
41	60	GEO	AKHMETELI, Sofia	29.67 42	24.22 42	53.89	+4.57
42	47	POL	KARASINSKA, Katazyna	30.03 48	24.12 41	54.15	+4.83
43	58	ARG	SIMARI BIRKNER, Macarena	29.92 45	24.27 44	54.19	+4.87
44	61	ARG	SIMARI BIRKNER, Maria Bel	29.95 46	24.35 46	54.30	+4.98
45	55	AUS	BRIGHT, Rowena	29.84 44	24.71 47	54.55	+5.23

15 February 2003 / St. Moritz (SUI) / 6207

Page 2 of 4

www.stmoritz2003.com

www.fis-ski.com

Generation date: 15 February 2003 Time: 12:00



pos	bib	nation surname, name	int1	int1-final	final	gap
46	43	LIE WALTER, Jessica	30.78 53	24.11 40	54.89	+5.57
47	51	JPN KASHIWAGI, Kumiko	30.30 51	24.88 48	55.18	+5.86
48	63	NZE MCLEOD, Erika	30.62 52	25.20 50	55.82	+6.50
49	65	UKR SIPARENKO, Yulia	31.63 56	25.10 49	56.73	+7.41
50	66	BUL ZLATAREVA, Borijana	31.35 54	25.47 52	56.82	+7.50
51	69	HUN TUSS, Reka	32.91 57	26.84 53	59.75	+10.43
52	68	ISR HITZIG, Kathryn	33.46 58	27.44 55	1:00.90	+11.58
53	72	IRE FARIVARZ, Sara	33.98 59	27.43 54	1:01.41	+12.09
54	67	BUL KIRKOVA, Maria	36.68 63	25.38 51	1:02.06	+12.74
55	70	GEO KAISHAURI, Mariam	34.64 61	27.66 56	1:02.30	+12.98
56	71	KAZ EREMENKO, Vera	34.60 60	28.48 58	1:03.08	+13.76
57	74	BRA ARNHOLD, Mirella	37.38 64	28.46 57	1:05.84	+16.52
58	73	LIB FREM, Soha	36.67 62	30.57 59	1:07.24	+17.92
59	11	USA KOZNICK, Kristina	1:07.21 65	22.85 17	1:30.06	+40.74
	9	USA SCHLEPER, Sarah			DNF	
	12	GER GERG, Annemarie	29.97 47		DNF	
	15	NOR ROGNMO-BAKKE, Trine	28.28 19		DNF	
	19	AUT GOERGL, Elisabeth			DNF	
	34	GER RIESCH, Maria			DNF	
	39	USA MANCUSO, Julia			DNF	
	44	SLO DREV, Ana	29.28 37		DNF	
	46	SPA RIENDA CONTRERAS, Mari			DNF	
	50	CZE HRSTKOVA, Lucie	30.10 49		DNF	
	53	SLO MAZE, Tina			DNF	
	54	RUS IWATSCHENKO, Evgenija	30.10 49		DNF	
	57	SVK STAFFENOVA, Jana			DNF	

15 February 2003 / St. Moritz (SUI) / 6207

Page 3 of 4

www.stmoritz2003.com

www.fis-ski.com

Generation date: 15 February 2003 Time: 12:00



pos	bib	nation surname, name	int1	int1-final	final	gap
	59	JUG LOLOVIC, Jelena	31.53 55		DNF	
	62	SVK LOPUSNA, Lubica			DNF	
	64	SVK REPCINOVA, Kristina			DNF	





Slalom WOMEN ANALYSIS by BIB - 1st run



Number of competitors: 74

bib	nation	surname, name	int1	int1-final	final	gap
1	AUT	SCHILD, Marlies	27.36 ²	22.36 ⁴	49.72 ²	+0.40
2	FRA	PASCAL, Christel	27.78 ⁹	22.76 ¹²	50.54 ⁹	+1.22
3	SWE	PAERSON, Anja	28.80 ²⁷	22.12 ²	50.92 ¹⁵	+1.60
4	GER	BERGMANN, Monika	27.67 ⁴	22.85 ¹⁷	50.52 ⁸	+1.20
5	FRA	PEQUEGNOT, Laure	27.69 ⁵	22.63 ⁸	50.32 ⁴	+1.00
6	FIN	POUTIAINEN, Tanja	27.73 ⁶	22.77 ¹³	50.50 ⁷	+1.18
7	CRO	KOSTELIC, Janica	27.16 ¹	22.16 ³	49.32 ¹	
8	AUT	HOSP, Nicole	27.66 ³	22.11 ¹	49.77 ³	+0.45
9	USA	SCHLEPER, Sarah			DNF	
10	ITA	GIUS, Nicole	28.44 ²⁴	23.35 ²⁸	51.79 ²⁶	+2.47
11	USA	KOZNICK, Kristina	1:07.21 ⁶⁵	22.85 ¹⁷	1:30.06 ⁵⁹	+40.74
12	GER	GERG, Annemarie	29.97 ⁴⁷		DNF	
13	SUI	NEF, Sonja	27.74 ⁷	22.61 ⁷	50.35 ⁶	+1.03
14	GER	ERTL, Martina	27.86 ¹⁰	22.93 ²¹	50.79 ¹⁰	+1.47
15	NOR	ROGNMO-BAKKE, Trine	28.28 ¹⁹		DNF	
16	AUT	EGGER, Sabine	28.05 ¹¹	22.77 ¹³	50.82 ¹²	+1.50
17	SUI	OESTER, Marlies	28.80 ²⁷	22.59 ⁶	51.39 ²⁰	+2.07
18	NZE	RIEGLER, Claudia	28.36 ²²	22.68 ¹⁰	51.04 ¹⁷	+1.72
19	AUT	GOERGL, Elisabeth			DNF	

15 February 2003 / St. Moritz (SUI) / 6207

www.stmoritz2003.com

Generation date: 15 February 2003 Time: 11:59

Page 1 of 4

www.fis-ski.com



ANALYSIS by BIB - 1st run SL

bib	nation surname, name	int1	int1-final	final	gap
20	SWE EKMAN, Susanne	28.16 15	23.28 26	51.44 21	+2.12
21	SLO PRETNAR, Spela	28.09 13	22.77 13	50.86 13	+1.54
22	NOR BERTSEN, Hedda	28.79 26	23.40 31	52.19 29	+2.87
23	SUI GRUENENFELDER, Corina	28.24 17	23.54 36	51.78 25	+2.46
24	SWE OTTOSSON, Anna	27.75 8	22.58 5	50.33 5	+1.01
25	CZE ZAHROBSKA, Sarka	28.18 16	22.79 16	50.97 16	+1.65
26	FIN RAITA, Henna	28.65 25	22.92 20	51.57 23	+2.25
27	SLO DABIC, Lea	29.15 34	23.81 38	52.96 36	+3.64
28	CRO FLEISS, Nika	28.24 17	22.63 8	50.87 14	+1.55
29	ITA MOELGG, Manuela	28.13 14	23.06 24	51.19 18	+1.87
30	NOR VIKEN, Line	28.35 21	23.51 34	51.86 27	+2.54
31	ITA CERESA, Annalisa	28.05 11	22.74 11	50.79 10	+1.47
32	NOR BREMSETH, Lisa	28.85 29	22.89 19	51.74 24	+2.42
33	CZE KURFUERSTOVA, Eva	29.73 43	23.47 33	53.20 37	+3.88
34	GER RIESCH, Maria			DNF	
35	CZE ZAKOURILOVA, Petra	28.40 23	23.13 25	51.53 22	+2.21
36	USA STIEGLER, Resi	28.33 20	22.93 21	51.26 19	+1.94
37	CAN JANYK, Britt	29.27 36	23.39 30	52.66 32	+3.34
38	GBR CARRICK-ANDERSON, Em	29.04 32	23.45 32	52.49 31	+3.17
39	USA MANCUSO, Julia			DNF	
40	ITA KARBON, Denise	29.32 38	23.37 29	52.69 34	+3.37
41	CAN FORSYTH, Allison	28.87 30	23.95 39	52.82 35	+3.50
42	JPN HIROI, Noriyo	29.15 34	23.52 35	52.67 33	+3.35
43	LIE WALTER, Jessica	30.78 53	24.11 40	54.89 46	+5.57
44	SLO DREV, Ana	29.28 37		DNF	
45	CRO JELUSIC, Ana	28.98 31	23.33 27	52.31 30	+2.99

15 February 2003 / St. Moritz (SUI) / 6207

Page 2 of 4

www.stmoritz2003.com

www.fis-ski.com

Generation date: 15 February 2003 Time: 11:59



bib	nation surname, name	int1	int1-final	final	gap
46	SPA RIENDA CONTRERAS, Mari			DNF	
47	POL KARASINSKA, Katarzyna	30.03 48	24.12 41	54.15 42	+4.83
48	CAN BRYDON, Emily	29.08 33	23.05 23	52.13 28	+2.81
49	POL KRZYZYNSKA, Dagmara	29.45 39	24.26 43	53.71 39	+4.39
50	CZE HRSTKOVA, Lucie	30.10 49		DNF	
51	JPN KASHIWAGI, Kumiko	30.30 51	24.88 48	55.18 47	+5.86
52	BEL PERSYN, Karen	29.66 41	23.78 37	53.44 38	+4.12
53	SLO MAZE, Tina			DNF	
54	RUS IWATSCHENKO, Evgenija	30.10 49		DNF	
55	AUS BRIGHT, Rowena	29.84 44	24.71 47	54.55 45	+5.23
56	SVK SMERCIAKOVA, Zuzana	29.50 40	24.34 45	53.84 40	+4.52
57	SVK STAFFENOVA, Jana			DNF	
58	ARG SIMARI BIRKNER, Macarena	29.92 45	24.27 44	54.19 43	+4.87
59	JUG LOLOVIC, Jelena	31.53 55		DNF	
60	GEO AKHMETELI, Sofia	29.67 42	24.22 42	53.89 41	+4.57
61	ARG SIMARI BIRKNER, Maria Bel	29.95 46	24.35 46	54.30 44	+4.98
62	SVK LOPUSNA, Lubica			DNF	
63	NZE MCLEOD, Erika	30.62 52	25.20 50	55.82 48	+6.50
64	SVK REPCINOVA, Kristina			DNF	
65	UKR SIPARENKO, Yulia	31.63 56	25.10 49	56.73 49	+7.41
66	BUL ZLATAREVA, Borijana	31.35 54	25.47 52	56.82 50	+7.50
67	BUL KIRKOVA, Maria	36.68 63	25.38 51	1:02.06 54	+12.74
68	ISR HITZIG, Kathryn	33.46 58	27.44 55	1:00.90 52	+11.58
69	HUN TUSS, Reka	32.91 57	26.84 53	59.75 51	+10.43
70	GEO KAISHAURI, Mariam	34.64 61	27.66 56	1:02.30 55	+12.98
71	KAZ EREMENKO, Vera	34.60 60	28.48 58	1:03.08 56	+13.76

15 February 2003 / St. Moritz (SUI) / 6207

Page 3 of 4

www.stmoritz2003.com

www.fis-ski.com

Generation date: 15 February 2003 Time: 11:59



bib	nation surname, name	int1	int1-final	final	gap
72	IRE FARIVARZ, Sara	33.98 59	27.43 54	1:01.41 53	+12.09
73	LIB FREM, Soha	36.67 62	30.57 59	1:07.24 58	+17.92
74	BRA ARNHOLD, Mirella	37.38 64	28.46 57	1:05.84 57	+16.52





Slalom WOMEN START LIST - 2nd Run



JURY				TECHNICAL DATA			
TD FIS REFEREE	Richard REBSTOCK	FRA	COURSE NAME	Engiadina			
CHIEF OF RACE	Kurt HOCH	FIS	START	2205 m			
START REFEREE	Walter STAMM	SUI	FINISH	2040 m			
FINISH REFEREE	Arild HOLM	NOR	VERTICAL DROP	165 m			
	Pamela BEHR	GER	FIS HOMOLOG NR	6386/296/01			
1st RUN				2nd RUN			
COURSE SETTER	Franz GAMPER	GER	Anders PAERSON	SWE			
NUMBER OF GATES	60		NUMBER OF GATES		57		
START TIME	10:00		START TIME		13:00		
FORERUNNERS	A Pascale BERTHOD	SUI	A Pascale BERTHOD	SUI			
	B Gian Reto GREDIG	SUI	B Gian Reto GREDIG	SUI			
	C Thomas WOLF	SUI	C Thomas WOLF	SUI			

Number of competitors: 59

start order	bib	code	surname, name	nation	time 1st run	time 2nd run	time total	ski
1	45	385032	JELUSIC, Ana	CRO	52.31			AT
2	22	425359	BERNTSEN, Hedda	NOR	52.19			FI
3	48	105997	BRYDON, Emily	CAN	52.13			SA
4	30	425458	VIKEN, Line	NOR	51.86			DY
5	10	295435	GIUS, Nicole	ITA	51.79			SA
6	23	515092	GRUENENFELDER, Corina	SUI	51.78			NO
7	32	425380	BREMSETH, Lisa	NOR	51.74			VK
8	26	185058	RAITA, Henna	FIN	51.57			RO
9	35	155047	ZAKOURILOVA, Petra	CZE	51.53			HE
10	20	505271	EKMAN, Susanne	SWE	51.44			EL
11	17	515370	OESTER, Marlies	SUI	51.39			NO
12	36	537772	STIEGLER, Resi	USA	51.26			DY
13	29	296259	MOELGG, Manuela	ITA	51.19			FI
14	18	415069	RIEGLER, Claudia	NZE	51.04			RO
15	25	155415	ZAHROBSKA, Sarka	CZE	50.97			HE

15 February 2003 / St. Moritz (SUI) / 6207

www.stmoritz2003.com

Generation date: 15 February 2003 Time: 11:37

Page 1 of 3

www.fis-ski.com



START LIST - 2nd Run **SL**

start order	bib	code	surname, name	nation	time 1st run	time 2nd run	time total	ski
16	3	505483	PAERSON, Anja	SWE	50.92			SA
17	28	385027	FLEISS, Nika	CRO	50.87			AT
18	21	565097	PRETNAR, Spela	SLO	50.86			RO
19	16	55302	EGGER, Sabine	AUT	50.82			HE
20	14	205378	ERTL, Martina	GER	50.79			RO
21	31	295265	CERESA, Annalisa	ITA	50.79			VK
22	2	195377	PASCAL, Christel	FRA	50.54			SA
23	4	205636	BERGMANN, Monika	GER	50.52			VK
24	6	185140	POUTIAINEN, Tanja	FIN	50.50			RO
25	13	515268	NEF, Sonja	SUI	50.35			VK
26	24	505187	OTTOSSON, Anna	SWE	50.33			DY
27	5	195249	PEQUEGNOT, Laure	FRA	50.32			SA
28	8	55690	HOSP, Nicole	AUT	49.77			VK
29	1	55590	SCHILD, Marlies	AUT	49.72			AT
30	7	385022	KOSTELIC, Janica	CRO	49.32			SA
31	38	225018	CARRICK-ANDERSON, Emma	GBR	52.49			FI
32	37	106022	JANYK, Britt	CAN	52.66			SA
33	42	305287	HIROI, Noriyo	JPN	52.67			
34	40	295445	KARBON, Denise	ITA	52.69			SA
35	41	105741	FORSYTH, Allison	CAN	52.82			RO
36	27	565207	DABIC, Lea	SLO	52.96			EL
37	33	155194	KURFUERSTOVA, Eva	CZE	53.20			RO
38	52	65038	PERSYN, Karen	BEL	53.44			EL
39	49	435130	KRZYZYNSKA, Dagmara	POL	53.71			RO
40	56	705202	SMERCIAKOVA, Zuzana	SVK	53.84			RO
41	60	685003	AKHMETELI, Sofia	GEO	53.89			VK
42	47	435142	KARASINSKA, Katarzyna	POL	54.15			
43	58	35089	SIMARI BIRKNER, Macarena	ARG	54.19			RO
44	61	35079	SIMARI BIRKNER, Maria Belen	ARG	54.30			RO
45	55	45087	BRIGHT, Rowena	AUS	54.55			FI
46	43	355038	WALTER, Jessica	LIE	54.89			
47	51	305092	KASHIWAGI, Kumiko	JPN	55.18			SA
48	63	415090	MCLEOD, Erika	NZE	55.82			RO
49	65	695017	SIPARENKO, Yulia	UKR	56.73			
50	66	95045	ZLATAREVA, Borijana	BUL	56.82			
51	69	245037	TUSS, Reka	HUN	59.75			
52	68	285012	HITZIG, Kathryn	ISR	1:00.90			
53	72	275008	FARIVARZ, Sara	IRE	1:01.41			
54	67	95050	KIRKOVA, Maria	BUL	1:02.06			
55	70	685008	KAISHAURI, Mariam	GEO	1:02.30			
56	71	675016	EREMENKO, Vera	KAZ	1:03.08			
57	74	85018	ARNHOLD, Mirella	BRA	1:05.84			
58	73	345020	FREM, Soha	LIB	1:07.24			
59	11	535825	KOZNICK, Kristina	USA	1:30.06			VK



START LIST - 2nd Run **SL**

start order	bib	code	surname, name	nation	time 1st run	time 2nd run	time total	ski
AT	ATOMIC	FI	FISCHER	SA	SALOMON			
BL	BLIZZARD	HE	HEAD	ST	STÖCKLI			
DY	DYNASTAR	NO	NORDICA	VK	VÖLKL			
EL	ELAN	RO	ROSSIGNOL					





Slalom WOMEN OFFICIAL RESULTS



JURY				TECHNICAL DATA			
TD FIS	Richard REBSTOCK	FRA	COURSE NAME	Engiadina			
REFEREE	Kurt HOCH	FIS	START	2205 m			
CHIEF OF RACE	Walter STAMM	SUI	FINISH	2040 m			
START REFEREE	Arild HOLM	NOR	VERTICAL DROP	165 m			
FINISH REFEREE	Pamela BEHR	GER	FIS HOMOLOG NR	6386/296/01			
1st RUN				2nd RUN			
COURSE SETTER	Franz GAMPER	GER	Anders PAERSON	SWE			
NUMBER OF GATES	60				57		
START TIME	10:00				13:00		
FORERUNNERS	A Pascale BERTHOD	SUI	A Pascale BERTHOD	SUI	WEATHER	Clear	
	B Gian Reto GREDIG	SUI	B Gian Reto GREDIG	SUI	SNOW	Hard	
	C Thomas WOLF	SUI	C Thomas WOLF	SUI	TEMPERATURE START	-7°C	
					FINISH	-5°C	

Number of competitors: 74

pos	bib	code	surname, name	nation	time 1st run	time 2nd run	time total	race points	ski
1	7	385022	KOSTELIC, Janica	CRO	49.32	50.23	1:39.55	0.00	SA
2	1	55590	SCHILD, Marlies	AUT	49.72	50.46	1:40.18	3.61	AT
3	8	55690	HOSP, Nicole	AUT	49.77	50.69	1:40.46	5.21	VK
4	3	505483	PAERSON, Anja	SWE	50.92	49.66	1:40.58	5.90	SA
5	24	505187	OTTOSSON, Anna	SWE	50.33	50.61	1:40.94	7.96	DY
6	13	515268	NEF, Sonja	SUI	50.35	50.71	1:41.06	8.65	VK
7	5	195249	PEQUEGNOT, Laure	FRA	50.32	50.98	1:41.30	10.02	SA
8	28	385027	FLEISS, Nika	CRO	50.87	50.73	1:41.60	11.74	AT
9	16	55302	EGGER, Sabine	AUT	50.82	50.80	1:41.62	11.85	HE
10	6	185140	POUTIAINEN, Tanja	FIN	50.50	51.16	1:41.66	12.08	RO
11	31	295265	CERESA, Annalisa	ITA	50.79	50.88	1:41.67	12.14	VK
12	2	195377	PASCAL, Christel	FRA	50.54	51.15	1:41.69	12.25	SA
13	4	205636	BERGMANN, Monika	GER	50.52	51.18	1:41.70	12.31	VK
14	17	515370	OESTER, Marlies	SUI	51.39	50.42	1:41.81	12.94	NO
15	29	296259	MOELGG, Manuela	ITA	51.19	50.89	1:42.08	14.49	FI

15 February 2003 / St. Moritz (SUI) / 6207

www.stmoritz2003.com

Generation date: 15 February 2003 Time: 14:41

Page 1 of 3

www.fis-ski.com



pos	bib	code	surname, name	nation	time 1st run	time 2nd run	time total	race points	ski
16	18	415069	RIEGLER, Claudia	NZE	51.04	51.05	1:42.09	14.54	RO
17	35	155047	ZAKOURILOVA, Petra	CZE	51.53	50.67	1:42.20	15.17	HE
	30	425458	VIKEN, Line	NOR	51.86	50.34	1:42.20	15.17	DY
19	36	537772	STIEGLER, Resi	USA	51.26	51.11	1:42.37	16.15	DY
20	48	105997	BRYDON, Emily	CAN	52.13	50.25	1:42.38	16.20	SA
21	20	505271	EKMAN, Susanne	SWE	51.44	51.01	1:42.45	16.60	EL
22	26	185058	RAITA, Henna	FIN	51.57	51.14	1:42.71	18.09	RO
23	10	295435	GIUS, Nicole	ITA	51.79	51.48	1:43.27	21.30	SA
24	45	385032	JELUSIC, Ana	CRO	52.31	51.85	1:44.16	26.40	AT
25	38	225018	CARRICK-ANDERSON, Emma	GBR	52.49	52.17	1:44.66	29.26	FI
26	37	106022	JANYK, Britt	CAN	52.66	52.11	1:44.77	29.89	SA
27	40	295445	KARBON, Denise	ITA	52.69	52.16	1:44.85	30.35	SA
28	33	155194	KURFUERSTOVA, Eva	CZE	53.20	51.89	1:45.09	31.72	RO
29	42	305287	HIROI, Noriyo	JPN	52.67	52.87	1:45.54	34.30	
30	41	105741	FORSYTH, Allison	CAN	52.82	52.94	1:45.76	35.56	RO
31	27	565207	DABIC, Lea	SLO	52.96	53.63	1:46.59	40.31	EL
32	49	435130	KRZYZYNSKA, Dagmara	POL	53.71	53.48	1:47.19	43.74	RO
33	47	435142	KARASINSKA, Katazyna	POL	54.15	53.46	1:47.61	46.15	
34	43	355038	WALTER, Jessica	LIE	54.89	52.76	1:47.65	46.38	
35	52	65038	PERSYN, Karen	BEL	53.44	54.27	1:47.71	46.72	EL
36	60	685003	AKHMETELI, Sofia	GEO	53.89	54.25	1:48.14	49.18	VK
37	58	35089	SIMARI BIRKNER, Macarena	ARG	54.19	54.61	1:48.80	52.96	RO
38	51	305092	KASHIWAGI, Kumiko	JPN	55.18	54.18	1:49.36	56.17	SA
39	55	45087	BRIGHT, Rowena	AUS	54.55	55.24	1:49.79	58.63	FI
40	63	415090	MCLEOD, Erika	NZE	55.82	55.15	1:50.97	65.39	RO
41	65	695017	SIPARENKO, Yulia	UKR	56.73	55.74	1:52.47	73.98	
42	66	95045	ZLATAREVA, Borijana	BUL	56.82	56.38	1:53.20	78.16	
43	67	95050	KIRKOVA, Maria	BUL	1:02.06	56.06	1:58.12	106.33	
44	69	245037	TUSS, Reka	HUN	59.75	58.80	1:58.55	108.79	
45	68	285012	HITZIG, Kathryn	ISR	1:00.90	1:00.84	2:01.74	127.05	
46	70	685008	KAISHAURI, Mariam	GEO	1:02.30	1:00.43	2:02.73	132.72	
47	71	675016	EREMENKO, Vera	KAZ	1:03.08	1:02.40	2:05.48	148.47	
48	74	85018	ARNHOLD, Mirella	BRA	1:05.84	1:04.49	2:10.33	176.24	
49	73	345020	FREM, Soha	LIB	1:07.24	1:08.30	2:15.54	206.07	
50	72	275008	FARIVARZ, Sara	IRE	1:01.41	1:18.96	2:20.37	233.73	

did not finish 1st run: 15

9	536481	SCHLEPER, Sarah	USA						RO
12	205115	GERG, Annemarie	GER						NO
15	425051	ROGNMO-BAKKE, Trine	NOR						RO
19	55576	GOERGL, Elisabeth	AUT						VK
34	206001	RIESCH, Maria	GER						HE
39	537545	MANCUSO, Julia	USA						RO
44	565268	DREV, Ana	SLO						RO
46	495065	RIENDA CONTRERAS, Maria Jos	SPA						RO
50	155333	HRSTKOVA, Lucie	CZE						RO
53	565243	MAZE, Tina	SLO						RO
54	485198	IWATSCHENKO, Evgenija	RUS						RO
57	705267	STAFFENOVA, Jana	SVK						HE
59	315149	LOLOVIC, Jelena	JUG						RO

15 February 2003 / St. Moritz (SUI) / 6207

Page 2 of 3

www.stmoritz2003.com

www.fis-ski.com

Generation date: 15 February 2003 Time: 14:41



OFFICIAL RESULTS

SL

pos	bib	code	surname, name	nation	time 1st run	time 2nd run	time total	race points	ski
62	705037		LOPUSNA, Lubica	SVK					EL
64	705293		REPCINOVA, Kristina	SVK					HE

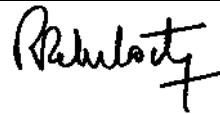
did not start 2nd run: 1

11	535825		KOZNICK, Kristina	USA	1:30.06				VK
-----------	--------	--	--------------------------	-----	---------	--	--	--	----

did not finish 2nd run: 8

14	205378		ERTL, Martina	GER	50.79				RO
21	565097		PRETNAR, Spela	SLO	50.86				RO
22	425359		BERNTSEN, Hedda	NOR	52.19				FI
23	515092		GRUENENFELDER, Corina	SUI	51.78				NO
25	155415		ZAHROBSKA, Sarka	CZE	50.97				HE
32	425380		BREMSETH, Lisa	NOR	51.74				VK
56	705202		SMERCIAKOVA, Zuzana	SVK	53.84				RO
61	35079		SIMARI BIRKNER, Maria Belen	ARG	54.30				RO

AT	ATOMIC	FI	FISCHER	SA	SALOMON
BL	BLIZZARD	HE	HEAD	ST	STÖCKLI
DY	DYNASTAR	NO	NORDICA	VK	VÖLKL
EL	ELAN	RO	ROSSIGNOL		

the Technical Delegate Richard REBSTOCK (FRA) #594


15 February 2003 / St. Moritz (SUI) / 6207

Page 3 of 3

www.stmoritz2003.com

www.fis-ski.com

Generation date: 15 February 2003 Time: 14:41





Slalom WOMEN ANALYSIS by RANK



Number of competitors: 59

pos	bib	nation	surname, name	int1R1 <i>int1R1-finR1</i>	finR1 <i>finR1-int1R2</i>	int1R2	int1R2-final	final	gap
1	7	CRO	KOSTELIC, Janica	27.16 1 22.16 3	49.32 1 28.21 4	1:17.53 1	22.02 3	1:39.55	
2	1	AUT	SCHILD, Marlies	27.36 2 22.36 4	49.72 2 28.43 11	1:18.15 2	22.03 5	1:40.18	+0.63
3	8	AUT	HOSP, Nicole	27.66 3 22.11 1	49.77 3 28.96 29	1:18.73 5	21.73 1	1:40.46	+0.91
4	3	SWE	PAERSON, Anja	28.80 27 22.12 2	50.92 15 27.88 1	1:18.80 6	21.78 2	1:40.58	+1.03
5	24	SWE	OTTOSSON, Anna	27.75 8 22.58 5	50.33 5 28.17 3	1:18.50 3	22.44 17	1:40.94	+1.39
6	13	SUI	NEF, Sonja	27.74 7 22.61 7	50.35 6 28.50 13	1:18.85 7	22.21 11	1:41.06	+1.51
7	5	FRA	PEQUEGNOT, Laure	27.69 5 22.63 8	50.32 4 28.29 8	1:18.61 4	22.69 23	1:41.30	+1.75
8	28	CRO	FLEISS, Nika	28.24 17 22.63 8	50.87 14 28.69 20	1:19.56 15	22.04 7	1:41.60	+2.05
9	16	AUT	EGGER, Sabine	28.05 11 22.77 13	50.82 12 28.64 17	1:19.46 13	22.16 9	1:41.62	+2.07
10	6	FIN	POUTIAINEN, Tanja	27.73 6 22.77 13	50.50 7 28.59 14	1:19.09 8	22.57 22	1:41.66	+2.11
11	31	ITA	CERESA, Annalisa	28.05 11 22.74 11	50.79 10 28.80 25	1:19.59 16	22.08 8	1:41.67	+2.12
12	2	FRA	PASCAL, Christel	27.78 9 22.76 12	50.54 9 28.69 20	1:19.23 10	22.46 18	1:41.69	+2.14
13	4	GER	BERGMANN, Monika	27.67 4 22.85 17	50.52 8 28.68 19	1:19.20 9	22.50 19	1:41.70	+2.15
14	17	SUI	OESTER, Marlies	28.80 27 22.59 6	51.39 20 28.12 2	1:19.51 14	22.30 13	1:41.81	+2.26
15	29	ITA	MOELGG, Manuela	28.13 14 23.06 24	51.19 18 28.69 20	1:19.88 19	22.20 10	1:42.08	+2.53
16	18	NZE	RIEGLER, Claudia	28.36 22 22.68 10	51.04 17 28.79 24	1:19.83 18	22.26 12	1:42.09	+2.54
17	35	CZE	ZAKOURILOVA, Petra	28.40 23 23.13 25	51.53 22 28.27 6	1:19.80 17	22.40 15	1:42.20	+2.65
	30	NOR	VIKEN, Line	28.35 21 23.51 34	51.86 27 28.32 9	1:20.18 22	22.02 3	1:42.20	+2.65
19	36	USA	STIEGLER, Resi	28.33 20 22.93 21	51.26 19 28.69 20	1:19.95 20	22.42 16	1:42.37	+2.82

15 February 2003 / St. Moritz (SUI) / 6207

Page 1 of 3

www.stmoritz2003.com

www.fis-ski.com

Generation date: 15 February 2003 Time: 14:40



pos	bib	nation	surname, name	int1R1 <i>int1R1-finR1</i>	finR1 <i>finR1-int1R2</i>	int1R2	<i>int1R2-final</i>	final	gap
20	48	CAN	BRYDON, Emily	29.08 ³³ 23.05 ²³	52.13 ²⁸ 28.22 ⁵	1:20.35 ²⁵	22.03 ⁵	1:42.38	+2.83
21	20	SWE	EKMAN, Susanne	28.16 ¹⁵ 23.28 ²⁶	51.44 ²¹ 28.62 ¹⁵	1:20.06 ²¹	22.39 ¹⁴	1:42.45	+2.90
22	26	FIN	RAITA, Henna	28.65 ²⁵ 22.92 ²⁰	51.57 ²³ 28.63 ¹⁶	1:20.20 ²⁴	22.51 ²⁰	1:42.71	+3.16
23	10	ITA	GIUS, Nicole	28.44 ²⁴ 23.35 ²⁸	51.79 ²⁶ 28.67 ¹⁸	1:20.46 ²⁶	22.81 ²⁵	1:43.27	+3.72
24	45	CRO	JELUSIC, Ana	28.98 ³¹ 23.33 ²⁷	52.31 ³⁰ 28.95 ²⁸	1:21.26 ²⁸	22.90 ²⁶	1:44.16	+4.61
25	38	GBR	CARRICK-ANDERSON, Em	29.04 ³² 23.45 ³²	52.49 ³¹ 29.63 ³⁴	1:22.12 ³¹	22.54 ²¹	1:44.66	+5.11
26	37	CAN	JANYK, Britt	29.27 ³⁶ 23.39 ³⁰	52.66 ³² 28.89 ²⁷	1:21.55 ²⁹	23.22 ²⁹	1:44.77	+5.22
27	40	ITA	KARBON, Denise	29.32 ³⁸ 23.37 ²⁹	52.69 ³⁴ 29.24 ³¹	1:21.93 ³⁰	22.92 ²⁷	1:44.85	+5.30
28	33	CZE	KURFUERSTOVA, Eva	29.73 ⁴³ 23.47 ³³	53.20 ³⁷ 29.10 ³⁰	1:22.30 ³³	22.79 ²⁴	1:45.09	+5.54
29	42	JPN	HIROI, Noriyo	29.15 ³⁴ 23.52 ³⁵	52.67 ³³ 29.48 ³²	1:22.15 ³²	23.39 ³³	1:45.54	+5.99
30	41	CAN	FORSYTH, Allison	28.87 ³⁰ 23.95 ³⁹	52.82 ³⁵ 29.83 ³⁵	1:22.65 ³⁴	23.11 ²⁸	1:45.76	+6.21
31	27	SLO	DABIC, Lea	29.15 ³⁴ 23.81 ³⁸	52.96 ³⁶ 30.29 ³⁹	1:23.25 ³⁵	23.34 ³²	1:46.59	+7.04
32	49	POL	KRZYZYNSKA, Dagmara	29.45 ³⁹ 24.26 ⁴³	53.71 ³⁹ 29.86 ³⁶	1:23.57 ³⁶	23.62 ³⁴	1:47.19	+7.64
33	47	POL	KARASINSKA, Katazyna	30.03 ⁴⁸ 24.12 ⁴¹	54.15 ⁴² 30.15 ³⁷	1:24.30 ³⁸	23.31 ³¹	1:47.61	+8.06
34	43	LIE	WALTER, Jessica	30.78 ⁵³ 24.11 ⁴⁰	54.89 ⁴⁶ 29.48 ³²	1:24.37 ⁴⁰	23.28 ³⁰	1:47.65	+8.10
35	52	BEL	PERSYN, Karen	29.66 ⁴¹ 23.78 ³⁷	53.44 ³⁸ 30.24 ³⁸	1:23.68 ³⁷	24.03 ³⁷	1:47.71	+8.16
36	60	GEO	AKHMETELI, Sofia	29.67 ⁴² 24.22 ⁴²	53.89 ⁴¹ 30.47 ⁴¹	1:24.36 ³⁹	23.78 ³⁵	1:48.14	+8.59
37	58	ARG	SIMARI BIRKNER, Macarena	29.92 ⁴⁵ 24.27 ⁴⁴	54.19 ⁴³ 30.53 ⁴²	1:24.72 ⁴¹	24.08 ³⁹	1:48.80	+9.25
38	51	JPN	KASHIWAGI, Kumiko	30.30 ⁵¹ 24.88 ⁴⁸	55.18 ⁴⁷ 30.34 ⁴⁰	1:25.52 ⁴⁴	23.84 ³⁶	1:49.36	+9.81
39	55	AUS	BRIGHT, Rowena	29.84 ⁴⁴ 24.71 ⁴⁷	54.55 ⁴⁵ 30.74 ⁴⁴	1:25.29 ⁴³	24.50 ⁴²	1:49.79	+10.24
40	63	NZE	MCLEOD, Erika	30.62 ⁵² 25.20 ⁵⁰	55.82 ⁴⁸ 31.11 ⁴⁵	1:26.93 ⁴⁵	24.04 ³⁸	1:50.97	+11.42
41	65	UKR	SIPARENKO, Yulia	31.63 ⁵⁶ 25.10 ⁴⁹	56.73 ⁴⁹ 31.60 ⁴⁶	1:28.33 ⁴⁶	24.14 ⁴⁰	1:52.47	+12.92
42	66	BUL	ZLATAREVA, Borijana	31.35 ⁵⁴ 25.47 ⁵²	56.82 ⁵⁰ 31.82 ⁴⁸	1:28.64 ⁴⁷	24.56 ⁴³	1:53.20	+13.65
43	67	BUL	KIRKOVA, Maria	36.68 ⁶³ 25.38 ⁵¹	1:02.06 ⁵⁴ 31.70 ⁴⁷	1:33.76 ⁴⁹	24.36 ⁴¹	1:58.12	+18.57
44	69	HUN	TUSS, Reka	32.91 ⁵⁷ 26.84 ⁵³	59.75 ⁵¹ 32.62 ⁴⁹	1:32.37 ⁴⁸	26.18 ⁴⁴	1:58.55	+19.00
45	68	ISR	HITZIG, Kathryn	33.46 ⁵⁸ 27.44 ⁵⁵	1:00.90 ⁵² 34.07 ⁵¹	1:34.97 ⁵⁰	26.77 ⁴⁶	2:01.74	+22.19



pos	bib	nation	surname, name	int1R1 <i>int1R1-finR1</i>	finR1 <i>finR1-int1R2</i>	int1R2	<i>int1R2-final</i>	final	gap
46	70	GEO	KAISHAURI, Mariam	34.64 ⁶¹ 27.66 ⁵⁶	1:02.30 ⁵⁵ 33.95 ⁵⁰	1:36.25 ⁵²	26.48 ⁴⁵	2:02.73	+23.18
47	71	KAZ	EREMENKO, Vera	34.60 ⁶⁰ 28.48 ⁵⁸	1:03.08 ⁵⁶ 34.76 ⁵³	1:37.84 ⁵³	27.64 ⁴⁷	2:05.48	+25.93
48	74	BRA	ARNHOLD, Mirella	37.38 ⁶⁴ 28.46 ⁵⁷	1:05.84 ⁵⁷ 35.37 ⁵⁴	1:41.21 ⁵⁴	29.12 ⁴⁸	2:10.33	+30.78
49	73	LIB	FREM, Soha	36.67 ⁶² 30.57 ⁵⁹	1:07.24 ⁵⁸ 37.66 ⁵⁵	1:44.90 ⁵⁵	30.64 ⁴⁹	2:15.54	+35.99
50	72	IRE	FARIVARZ, Sara	33.98 ⁵⁹ 27.43 ⁵⁴	1:01.41 ⁵³ 34.28 ⁵²	1:35.69 ⁵¹	44.68 ⁵⁰	2:20.37	+40.82
	11	USA	KOZNICK, Kristina	1:07.21 ⁶⁵ 22.85 ¹⁷	1:30.06 ⁵⁹			DNS	
	14	GER	ERTL, Martina	27.86 ¹⁰ 22.93 ²¹	50.79 ¹⁰			DNF	
	21	SLO	PRETNAR, Spela	28.09 ¹³ 22.77 ¹³	50.86 ¹³ 28.46 ¹²	1:19.32 ¹²		DNF	
	22	NOR	BERNTSEN, Hedda	28.79 ²⁶ 23.40 ³¹	52.19 ²⁹			DNF	
	23	SUI	GRUENENFELDER, Corina	28.24 ¹⁷ 23.54 ³⁶	51.78 ²⁵ 28.41 ¹⁰	1:20.19 ²³		DNF	
	25	CZE	ZAHROBSKA, Sarka	28.18 ¹⁶ 22.79 ¹⁶	50.97 ¹⁶ 28.27 ⁶	1:19.24 ¹¹		DNF	
	32	NOR	BREMSETH, Lisa	28.85 ²⁹ 22.89 ¹⁹	51.74 ²⁴ 28.86 ²⁶	1:20.60 ²⁷		DNF	
	56	SVK	SMERCIAKOVA, Zuzana	29.50 ⁴⁰ 24.34 ⁴⁵	53.84 ⁴⁰			DNF	
	61	ARG	SIMARI BIRKNER, Maria Bel	29.95 ⁴⁶ 24.35 ⁴⁶	54.30 ⁴⁴ 30.53 ⁴²	1:24.83 ⁴²		DNF	





Slalom WOMEN ANALYSIS by BIB



Number of competitors: 59

bib	nation surname, name	int1R1 <i>int1R1-finR1</i>	finR1 <i>finR1-int1R2</i>	int1R2	<i>int1R2-final</i>	final	gap
1	AUT SCHILD, Marlies	27.36 2 22.36 4	49.72 2 28.43 11	1:18.15 2	22.03 5	1:40.18 2	+0.63
2	FRA PASCAL, Christel	27.78 9 22.76 12	50.54 9 28.69 20	1:19.23 10	22.46 18	1:41.69 12	+2.14
3	SWE PAERSON, Anja	28.80 27 22.12 2	50.92 15 27.88 1	1:18.80 6	21.78 2	1:40.58 4	+1.03
4	GER BERGMANN, Monika	27.67 4 22.85 17	50.52 8 28.68 19	1:19.20 9	22.50 19	1:41.70 13	+2.15
5	FRA PEQUEGNOT, Laure	27.69 5 22.63 8	50.32 4 28.29 8	1:18.61 4	22.69 23	1:41.30 7	+1.75
6	FIN POUTIAINEN, Tanja	27.73 6 22.77 13	50.50 7 28.59 14	1:19.09 8	22.57 22	1:41.66 10	+2.11
7	CRO KOSTELIC, Janica	27.16 1 22.16 3	49.32 1 28.21 4	1:17.53 1	22.02 3	1:39.55 1	
8	AUT HOSP, Nicole	27.66 3 22.11 1	49.77 3 28.96 29	1:18.73 5	21.73 1	1:40.46 3	+0.91
10	ITA GIUS, Nicole	28.44 24 23.35 28	51.79 26 28.67 18	1:20.46 26	22.81 25	1:43.27 23	+3.72
11	USA KOZNICK, Kristina	1:07.21 65 22.85 17	1:30.06 59			DNS	
13	SUI NEF, Sonja	27.74 7 22.61 7	50.35 6 28.50 13	1:18.85 7	22.21 11	1:41.06 6	+1.51
14	GER ERTL, Martina	27.86 10 22.93 21	50.79 10			DNF	
16	AUT EGGER, Sabine	28.05 11 22.77 13	50.82 12 28.64 17	1:19.46 13	22.16 9	1:41.62 9	+2.07
17	SUI OESTER, Marlies	28.80 27 22.59 6	51.39 20 28.12 2	1:19.51 14	22.30 13	1:41.81 14	+2.26
18	NZE RIEGLER, Claudia	28.36 22 22.68 10	51.04 17 28.79 24	1:19.83 18	22.26 12	1:42.09 16	+2.54
20	SWE EKMAN, Susanne	28.16 15 23.28 26	51.44 21 28.62 15	1:20.06 21	22.39 14	1:42.45 21	+2.90
21	SLO PRETNAR, Spela	28.09 13 22.77 13	50.86 13 28.46 12	1:19.32 12		DNF	
22	NOR BERNTSEN, Hedda	28.79 26 23.40 31	52.19 29			DNF	
23	SUI GRUENENFELDER, Corina	28.24 17 23.54 36	51.78 25 28.41 10	1:20.19 23		DNF	

15 February 2003 / St. Moritz (SUI) / 6207

www.stmoritz2003.com

Generation date: 15 February 2003 Time: 14:40

Page 1 of 3

www.fis-ski.com



bib	nation surname, name	int1R1 <i>int1R1-finR1</i>	finR1 <i>finR1-int1R2</i>	int1R2	int1R2-final <i>int1R2-final</i>	final	gap
24	SWE OTTOSSON, Anna	27.75 ⁸ 22.58 ⁵	50.33 ⁵ 28.17 ³	1:18.50 ³	22.44 ¹⁷	1:40.94 ⁵	+1.39
25	CZE ZAHROBSKA, Sarka	28.18 ¹⁶ 22.79 ¹⁶	50.97 ¹⁶ 28.27 ⁶	1:19.24 ¹¹		DNF	
26	FIN RAITA, Henna	28.65 ²⁵ 22.92 ²⁰	51.57 ²³ 28.63 ¹⁶	1:20.20 ²⁴	22.51 ²⁰	1:42.71 ²²	+3.16
27	SLO DABIC, Lea	29.15 ³⁴ 23.81 ³⁸	52.96 ³⁶ 30.29 ³⁹	1:23.25 ³⁵	23.34 ³²	1:46.59 ³¹	+7.04
28	CRO FLEISS, Nika	28.24 ¹⁷ 22.63 ⁸	50.87 ¹⁴ 28.69 ²⁰	1:19.56 ¹⁵	22.04 ⁷	1:41.60 ⁸	+2.05
29	ITA MOELGG, Manuela	28.13 ¹⁴ 23.06 ²⁴	51.19 ¹⁸ 28.69 ²⁰	1:19.88 ¹⁹	22.20 ¹⁰	1:42.08 ¹⁵	+2.53
30	NOR VIKEN, Line	28.35 ²¹ 23.51 ³⁴	51.86 ²⁷ 28.32 ⁹	1:20.18 ²²	22.02 ³	1:42.20 ¹⁷	+2.65
31	ITA CERESA, Annalisa	28.05 ¹¹ 22.74 ¹¹	50.79 ¹⁰ 28.80 ²⁵	1:19.59 ¹⁶	22.08 ⁸	1:41.67 ¹¹	+2.12
32	NOR BREMSETH, Lisa	28.85 ²⁹ 22.89 ¹⁹	51.74 ²⁴ 28.86 ²⁶	1:20.60 ²⁷		DNF	
33	CZE KURFUERSTOVA, Eva	29.73 ⁴³ 23.47 ³³	53.20 ³⁷ 29.10 ³⁰	1:22.30 ³³	22.79 ²⁴	1:45.09 ²⁸	+5.54
35	CZE ZAKOURILOVA, Petra	28.40 ²³ 23.13 ²⁵	51.53 ²² 28.27 ⁶	1:19.80 ¹⁷	22.40 ¹⁵	1:42.20 ¹⁷	+2.65
36	USA STIEGLER, Resi	28.33 ²⁰ 22.93 ²¹	51.26 ¹⁹ 28.69 ²⁰	1:19.95 ²⁰	22.42 ¹⁶	1:42.37 ¹⁹	+2.82
37	CAN JANYK, Britt	29.27 ³⁶ 23.39 ³⁰	52.66 ³² 28.89 ²⁷	1:21.55 ²⁹	23.22 ²⁹	1:44.77 ²⁶	+5.22
38	GBR CARRICK-ANDERSON, Em	29.04 ³² 23.45 ³²	52.49 ³¹ 29.63 ³⁴	1:22.12 ³¹	22.54 ²¹	1:44.66 ²⁵	+5.11
40	ITA KARBON, Denise	29.32 ³⁸ 23.37 ²⁹	52.69 ³⁴ 29.24 ³¹	1:21.93 ³⁰	22.92 ²⁷	1:44.85 ²⁷	+5.30
41	CAN FORSYTH, Allison	28.87 ³⁰ 23.95 ³⁹	52.82 ³⁵ 29.83 ³⁵	1:22.65 ³⁴	23.11 ²⁸	1:45.76 ³⁰	+6.21
42	JPN HIROI, Noriyo	29.15 ³⁴ 23.52 ³⁵	52.67 ³³ 29.48 ³²	1:22.15 ³²	23.39 ³³	1:45.54 ²⁹	+5.99
43	LIE WALTER, Jessica	30.78 ⁵³ 24.11 ⁴⁰	54.89 ⁴⁶ 29.48 ³²	1:24.37 ⁴⁰	23.28 ³⁰	1:47.65 ³⁴	+8.10
45	CRO JELUSIC, Ana	28.98 ³¹ 23.33 ²⁷	52.31 ³⁰ 28.95 ²⁸	1:21.26 ²⁸	22.90 ²⁶	1:44.16 ²⁴	+4.61
47	POL KARASINSKA, Katazyna	30.03 ⁴⁸ 24.12 ⁴¹	54.15 ⁴² 30.15 ³⁷	1:24.30 ³⁸	23.31 ³¹	1:47.61 ³³	+8.06
48	CAN BRYDON, Emily	29.08 ³³ 23.05 ²³	52.13 ²⁸ 28.22 ⁵	1:20.35 ²⁵	22.03 ⁵	1:42.38 ²⁰	+2.83
49	POL KRZYZYNSKA, Dagmara	29.45 ³⁹ 24.26 ⁴³	53.71 ³⁹ 29.86 ³⁶	1:23.57 ³⁶	23.62 ³⁴	1:47.19 ³²	+7.64
51	JPN KASHIWAGI, Kumiko	30.30 ⁵¹ 24.88 ⁴⁸	55.18 ⁴⁷ 30.34 ⁴⁰	1:25.52 ⁴⁴	23.84 ³⁶	1:49.36 ³⁸	+9.81
52	BEL PERSYN, Karen	29.66 ⁴¹ 23.78 ³⁷	53.44 ³⁸ 30.24 ³⁸	1:23.68 ³⁷	24.03 ³⁷	1:47.71 ³⁵	+8.16
55	AUS BRIGHT, Rowena	29.84 ⁴⁴ 24.71 ⁴⁷	54.55 ⁴⁵ 30.74 ⁴⁴	1:25.29 ⁴³	24.50 ⁴²	1:49.79 ³⁹	+10.24
56	SVK SMERCIAKOVA, Zuzana	29.50 ⁴⁰ 24.34 ⁴⁵	53.84 ⁴⁰			DNF	



bib	nation surname, name	int1R1 <i>int1R1-finR1</i>	finR1 <i>finR1-int1R2</i>	int1R2	<i>int1R2-final</i>	final	gap
58	ARG SIMARI BIRKNER, Macarena	29.92 ⁴⁵ 24.27 ⁴⁴	54.19 ⁴³ 30.53 ⁴²	1:24.72 ⁴¹	24.08 ³⁹	1:48.80 ³⁷	+9.25
60	GEO AKHMETELI, Sofia	29.67 ⁴² 24.22 ⁴²	53.89 ⁴¹ 30.47 ⁴¹	1:24.36 ³⁹	23.78 ³⁵	1:48.14 ³⁶	+8.59
61	ARG SIMARI BIRKNER, Maria Bel	29.95 ⁴⁶ 24.35 ⁴⁶	54.30 ⁴⁴ 30.53 ⁴²	1:24.83 ⁴²		DNF	
63	NZE MCLEOD, Erika	30.62 ⁵² 25.20 ⁵⁰	55.82 ⁴⁸ 31.11 ⁴⁵	1:26.93 ⁴⁵	24.04 ³⁸	1:50.97 ⁴⁰	+11.42
65	UKR SIPARENKO, Yulia	31.63 ⁵⁶ 25.10 ⁴⁹	56.73 ⁴⁹ 31.60 ⁴⁶	1:28.33 ⁴⁶	24.14 ⁴⁰	1:52.47 ⁴¹	+12.92
66	BUL ZLATAREVA, Borijana	31.35 ⁵⁴ 25.47 ⁵²	56.82 ⁵⁰ 31.82 ⁴⁸	1:28.64 ⁴⁷	24.56 ⁴³	1:53.20 ⁴²	+13.65
67	BUL KIRKOVA, Maria	36.68 ⁶³ 25.38 ⁵¹	1:02.06 ⁵⁴ 31.70 ⁴⁷	1:33.76 ⁴⁹	24.36 ⁴¹	1:58.12 ⁴³	+18.57
68	ISR HITZIG, Kathryn	33.46 ⁵⁸ 27.44 ⁵⁵	1:00.90 ⁵² 34.07 ⁵¹	1:34.97 ⁵⁰	26.77 ⁴⁶	2:01.74 ⁴⁵	+22.19
69	HUN TUSS, Reka	32.91 ⁵⁷ 26.84 ⁵³	59.75 ⁵¹ 32.62 ⁴⁹	1:32.37 ⁴⁸	26.18 ⁴⁴	1:58.55 ⁴⁴	+19.00
70	GEO KAISHAURI, Mariam	34.64 ⁶¹ 27.66 ⁵⁶	1:02.30 ⁵⁵ 33.95 ⁵⁰	1:36.25 ⁵²	26.48 ⁴⁵	2:02.73 ⁴⁶	+23.18
71	KAZ EREMENKO, Vera	34.60 ⁶⁰ 28.48 ⁵⁸	1:03.08 ⁵⁶ 34.76 ⁵³	1:37.84 ⁵³	27.64 ⁴⁷	2:05.48 ⁴⁷	+25.93
72	IRE FARIVARZ, Sara	33.98 ⁵⁹ 27.43 ⁵⁴	1:01.41 ⁵³ 34.28 ⁵²	1:35.69 ⁵¹	44.68 ⁵⁰	2:20.37 ⁵⁰	+40.82
73	LIB FREM, Soha	36.67 ⁶² 30.57 ⁵⁹	1:07.24 ⁵⁸ 37.66 ⁵⁵	1:44.90 ⁵⁵	30.64 ⁴⁹	2:15.54 ⁴⁹	+35.99
74	BRA ARNHOLD, Mirella	37.38 ⁶⁴ 28.46 ⁵⁷	1:05.84 ⁵⁷ 35.37 ⁵⁴	1:41.21 ⁵⁴	29.12 ⁴⁸	2:10.33 ⁴⁸	+30.78





Slalom WOMEN PENALTY CALCULATION



pos	bib	code	surname, name	nation	FIS points	best 5	race points
best 10 to finish							
1	7	385022	KOSTELIC, Janica	CRO	0.00	0.00	0.00
2	1	55590	SCHILD, Marlies	AUT	3.96	3.96	3.61
3	8	55690	HOSP, Nicole	AUT	4.59		
4	3	505483	PAERSON, Anja	SWE	1.65	1.65	5.90
5	24	505187	OTTOSSON, Anna	SWE	5.91		
6	13	515268	NEF, Sonja	SUI	4.23		
7	5	195249	PEQUEGNOT, Laure	FRA	2.73	2.73	10.02
8	28	385027	FLEISS, Nika	CRO	9.94		
9	16	55302	EGGER, Sabine	AUT	5.19		
10	6	185140	POUTIAINEN, Tanja	FIN	3.31	3.31	12.08
best 5 FIS points at start							
1	7	385022	KOSTELIC, Janica	CRO	0.00		
4	3	505483	PAERSON, Anja	SWE	1.65		
7	5	195249	PEQUEGNOT, Laure	FRA	2.73		
12	2	195377	PASCAL, Christel	FRA	2.99		
10	6	185140	POUTIAINEN, Tanja	FIN	3.31		
total							
					FIS points of best 5 at start (B)	10.68	
					FIS points of best to finish in top 10 (A)		11.65
					race points of corresponding competitors (C)		31.61
					calculated penalty (A+B-C)/10	-0.93	
					PENALTY APPLIED	0.00	

the Technical Delegate Richard REBSTOCK (FRA) #594

15 February 2003 / St. Moritz (SUI) / 6207

Page 1 of 1

www.stmoritz2003.com

www.fis-ski.com

Generation date: 15 February 2003 Time: 14:40






After Slalom WOMEN FIS WCSL LIST



Number of competitors: 65



pos	code	surname, name	nation	23/11/02 Park City, UT (USA)	30/11/02 Aspen, CO (USA)	15/12/02 Sestrieres (ITA)	22/12/02 Lenzerheide (SUI)	29/12/02 Semmering (AUT)	05/01/03 Bormio (ITA)	26/01/03 Maribor (SLO)	15/02/03 St. Moritz (SUI)	08/03/03 Are (SWE)	15/03/03 Lillehammer (NOR)	base	- x	+ y	=points
1	385022	KOSTELIC, Janica	CRO	100	80	50	100	100	100	80	100			352	282	710	780
2	505483	PAERSON, Anja	SWE	18	100	100				60	100	50		540	432	428	536
3	195249	PEQUEGNOT, Laure	FRA	50		40				50	36	45	36	677	542	257	392
4	195377	PASCAL, Christel	FRA	80	45	26	14	80	13	45	22			312	250	325	387
5	55590	SCHILD, Marlies	AUT	45	60	22				40	36	50	80	134	107	333	360
6	185140	POUTIAINEN, Tanja	FIN	12	18	80	80			50	32	26		301	241	298	358
7	55690	HOSP, Nicole	AUT	32	50	60				24	60	60				286	286
8	515268	NEF, Sonja	SUI	36	40	8	36			45		40		330	264	205	271
9	205636	BERGMANN, Monika	GER	20	24	16	50	26	40	9	20			304	243	205	266
10	535825	KOZNICK, Kristina	USA	13		11	26			26	36			518	414	112	216
11	536481	SCHLEPER, Sarah	USA	40		24	36	45	14					254	203	159	210
12	295435	GIUS, Nicole	ITA	29	36	20	18	60	13	2				49	39	178	188
13	205378	ERTL, Martina	GER	24	32	32	13			36	10			202	162	147	187
14	55302	EGGER, Sabine	AUT	60	26	36				3	3	29		111	89	157	179
15	425051	ROGNMO-BAKKE, Trine	NOR	14	20	13	22	32				26		177	142	127	162
16	205115	GERG, Annemarie	GER	16	11	18	45	36	18					62	50	144	156
17	515370	OESTER, Marlies	SUI	10	29	10	11			9		18		261	209	87	139
18	195215	VIDAL, Vanessa	FRA		5	3	40	16	22					200	160	86	126
19	505187	OTTOSSON, Anna	SWE	15	22					16	16	45		55	44	114	125
20	55576	GOERGL, Elisabeth	AUT			12		20	80							112	112
21	415069	RIEGLER, Claudia	NZE	11	9	1	60					18		48	38	99	109
22	505271	EKMAN, Susanne	SWE	22	10	5		22		24				44	35	83	92
23	155415	ZAHROBSKA, Sarka	CZE			45	8	18		12						83	83
24	55388	RAICH, Carina	AUT		6	29	7				7			154	123	49	80
25	425359	BERNTSEN, Hedda	NOR		4	7	16			6	22			107	86	55	76
	505084	NOWEN, Ylva	SWE											378	302		76
	565097	PRETNAR, Spela	SLO		18	9	15			5	4			126	101	51	76
28	385027	FLEISS, Nika	CRO	26				13				32		22	18	71	75

15 February 2003 / St. Moritz (SUI) / 6207

Page 1 of 3

www.stmoritz2003.com

www.fis-ski.com

Generation date: 15 February 2003 Time: 17:41



SLALOM FIS WCSL LIST

SL

pos	code	surname, name	nation	23/11/02 Park City, UT (USA) 30/11/02 Aspen, CO (USA) 15/12/02 Sestrieres (ITA) 22/12/02 Lenzerheide (SUI) 29/12/02 Semmering (AUT) 05/01/03 Bormio (ITA) 26/01/03 Maribor (SLO) 15/02/03 St. Moritz (SUI) 08/03/03 Are (SWE) 15/03/03 Lillehammer (NOR)								base	- x	+ y	=points		
				4	14				2	29							
28	515092	GRUENENFELDER, Corina	SUI	4	14					2	29			128	102	49	75
30	55691	SPONRING, Christine	AUT			12	15					22		119	95	49	73
31	295265	CERESA, Annalisa	ITA			13		9		7	13	24					66
32	296259	MOELGG, Manuela	ITA					6		29		11	16				62
	185058	RAITA, Henna	FIN	8			14				11			144	115	33	62
34	55359	TRUPPE, Karin	AUT						29		8	16		10	8	53	55
35	565207	DABIC, Lea	SLO	5	18							20		41	33	43	51
36	425380	BREMSETH, Lisa	NOR						10	26	1	5				42	42
37	425458	VIKEN, Line	NOR			3			20	16				9	7	39	41
38	106022	JANYK, Britt	CAN			7			12			15		14	11	34	37
39	565004	BOKAL, Natasa	SLO	2	8									87	70	10	27
	495065	RIENDA CONTRERAS, Maria Jo	SPA	7								12		40	32	19	27
41	206001	RIESCH, Maria	GER					2	6			14		10	8	22	24
	537772	STIEGLER, Resi	USA							24						24	24
43	295738	BACHMANN, Silke	ITA					4		14				7	6	18	19
44	296008	MERIGHETTI, Daniela	ITA	3							11	4				18	18
	705287	ZUZULOVA, Veronika	SVK											89	71		18
46	537545	MANCUSO, Julia	USA	6								11				17	17
47	295559	BIAVASCHI, Elisabetta	ITA											82	66		16
48	55069	GOETSCHL, Renate	AUT											76	61		15
49	55759	KIRCHGASSER, Michaela	AUT									8		32	26	8	14
50	565109	DOVZAN, Alenka	SLO											60	48		12
51	225018	CARRICK-ANDERSON, Emma	GBR	9										3	2	9	10
	305287	HIROI, Noriyo	JPN											49	39		10
53	295445	KARBON, Denise	ITA									6		13	10	6	9
	45002	STEGGALL, Zali	AUS											47	38		9
55	105741	FORSYTH, Allison	CAN											30	24		6
56	505260	HARGIN, Janette	SWE											27	22		5
	55136	KOELLERER, Karin	AUT											26	21		5
58	106056	SIMARD, Genevieve	CAN											13	10		3
59	505396	HARGIN, Christine	SWE											12	10		2
	205716	HUBER-BRANDT, Marina	GER											9	7		2
	565243	MAZE, Tina	SLO											12	10		2
	295927	PLANATSCHER, Maddalena	ITA											8	6		2
	205736	WOLF, Stefanie	GER											8	6		2
64	55544	KNOR, Petra	AUT											6	5		1
	155047	ZAKOURILOVA, Petra	CZE											3	2		1

15 February 2003 / St. Moritz (SUI) / 6207

Page 2 of 3

www.stmoritz2003.com

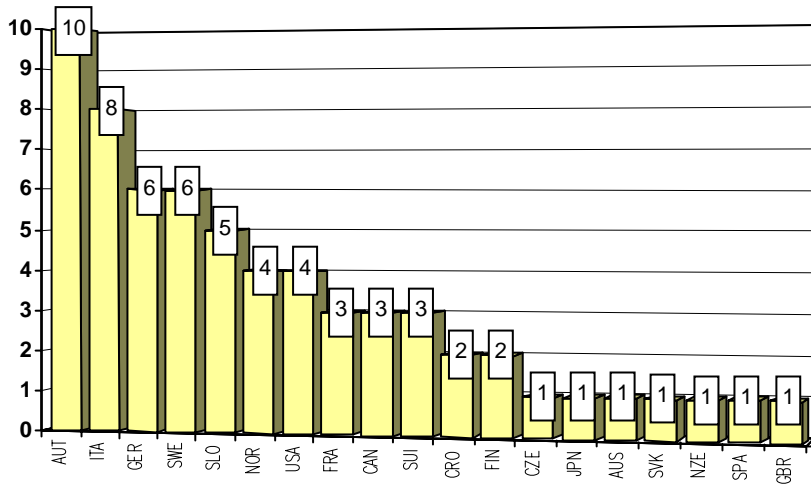
www.fis-ski.com

Generation date: 15 February 2003 Time: 17:41



23/11/02 Park City, UT (USA)
 30/11/02 Aspen, CO (USA)
 15/12/02 Sestrieres (ITA)
 22/12/02 Lenzerheide (SUI)
 29/12/02 Semmering (AUT)
 05/01/03 Bormio (ITA)
 26/01/03 Maribor (SLO)
 15/02/03 St. Moritz (SUI)
 08/03/03 Are (SWE)
 15/03/03 Lillehammer (NOR)

pos code surname, name nation base - x + y =points



Competitors





After Slalom WOMEN OVERALL FIS WCSL LIST



Number of competitors: 150

pos	code	surname, name	nation	WCSL points	DH	SL	GS	SG	K
					Downhill	Slalom	Giant S	Super G	Comb.
1	385022	KOSTELIC, Janica	CRO	1727	121	780	360	266	200
2	55198	DORFMEISTER, Michaela	AUT	1283	475		425	347	36
3	505483	PAERSON, Anja	SWE	1106		536	557	13	
4	295342	PUTZER, Karen	ITA	992	112		494	336	50
5	195374	MONTILLET, Carole	FRA	870	405		85	380	
6	55069	GOETSCHL, Renate	AUT	858	471	15	11	361	0
7	205378	ERTL, Martina	GER	800	71	187	209	213	120
8	55212	MEISSNITZER, Alexandra	AUT	776	173		299	304	0
9	515268	NEF, Sonja	SUI	759		271	488		
10	205117	GERG, Hilde	GER	712	359		20	333	0
11	536138	CLARK, Kirsten L	USA	698	323		55	302	18
12	515098	REY BELLET, Corinne	SUI	660	433		27	200	
13	55690	HOSP, Nicole	AUT	638		286	272		80
14	185140	POUTIAINEN, Tanja	FIN	555		358	197		
15	55261	OBERMOSER, Brigitte	AUT	499	248		137	92	22
16	536473	LALIVE, Caroline	USA	460	159		67	182	52
17	295136	CECCARELLI, Daniela	ITA	457	157		9	276	15
	105546	TURGEON, Melanie	CAN	457	253			204	
19	295588	KOSTNER, Isolde	ITA	438	346		7	85	
20	55590	SCHILD, Marlies	AUT	410		360			50
21	195377	PASCAL, Christel	FRA	408		387	21		
22	195249	PEQUEGNOT, Laure	FRA	393		392	1		
23	505187	OTTOSSON, Anna	SWE	375		125	224	26	
24	515409	BERTHOD, Sylviane	SUI	368	294			74	
25	536477	MENDES, Jonna	USA	363	175			188	
26	536481	SCHLEPER, Sarah	USA	323		210	113		
27	106056	SIMARD, Genevieve	CAN	301		3	119	141	38
28	495065	RIENDA CONTRERAS, Maria Jo	SPA	294		27	267		
29	515370	OESTER, Marlies	SUI	289		139	50		100
30	535825	KOZNICK, Kristina	USA	288		216	72		
31	425001	FLEMMEN, Andrine	NOR	272			272		
32	205636	BERGMANN, Monika	GER	266		266			
33	565243	MAZE, Tina	SLO	264		2	262		
34	295445	KARBON, Denise	ITA	255		9	246		
35	105741	FORSYTH, Allison	CAN	251		6	245		

15 February 2003 / St. Moritz (SUI) / 6207

www.stmoritz2003.com

Generation date: 15 February 2003 Time: 14:43

Page 1 of 4

www.fis-ski.com



swisscom

winterthur



Swisski

SKI ENGADIN
Oberengadiner Bergbahnen



OVERALL FIS WCSL LIST

SL

pos	code	surname, name	nation	WCSL points	DH	SL	GS	SG	K
					Abfahrt	Slalom	Riesensl.	Super G	Kombin.
36	355002	HEEB-BATLINER, Birgit	LIE	234			234		
37	295435	GIUS, Nicole	ITA	228		188	40		
38	206001	RIESCH, Maria	GER	220	54	24	13	24	105
39	565037	SUHADOLC, Mojca	SLO	212	92			120	
40	55313	ROHREGGER, Eveline	AUT	206			160	46	
41	195503	SUCHET, Melanie	FRA	205	173		3	29	
42	537545	MANCUSO, Julia	USA	195	41	17		56	81
43	55290	HEREGGER, Selina	AUT	190	146		17	27	0
44	505632	LINDELL-VIKARBY, Jessica	SWE	189	56		52	20	61
45	515348	BORGHI, Catherine	SUI	181	140			25	16
46	55302	EGGER, Sabine	AUT	179		179			
47	425389	NILSEN, Stina Hofgard	NOR	175			175		
48	195671	JACQUEMOD, Ingrid	FRA	170	104			66	
49	205392	HAEUSL, Regina	GER	165	135			30	
50	55576	GOERGL, Elisabeth	AUT	163		112	51		
51	425051	ROGNMO-BAKKE, Trine	NOR	162		162			
52	205115	GERG, Annemarie	GER	159		156	3		
53	296259	MOELGG, Manuela	ITA	155		62	68	1	24
54	55539	BERGER, Silvia	AUT	152			122	30	
	106022	JANYK, Britt	CAN	152		37	115		0
56	515573	AUFDENBLATTEN, Fraenzi	SUI	149			72	61	16
	55052	SCHNEIDER, Tanja	AUT	149	62		18	69	
58	505083	WIBERG, Pernilla	SWE	143	100		1	42	0
59	155415	ZAHROBSKA, Sarka	CZE	138		83			55
60	505084	NOWEN, Ylva	SWE	128		76	52		
61	195215	VIDAL, Vanessa	FRA	126		126			
62	415069	RIEGLER, Claudia	NZE	109		109			
63	55691	SPONRING, Christine	AUT	108	33	73	2		
64	105997	BRYDON, Emily	CAN	107	36			47	24
65	515403	MUELLER, Tamara	SUI	105	42			63	
66	295533	RECCHIA, Lucia	ITA	104	51			53	
67	505271	EKMAN, Susanne	SWE	99		92	7		
68	425077	MARKEN, Ingeborg Helen	NOR	98	97			1	
	55075	SCHUSTER, Stefanie	AUT	98	50		2	46	0
70	295463	BASSIS, Patrizia	ITA	87	52			35	
71	205119	HALTMAYR, Petra	GER	83	41		4	38	0
72	565097	PRETNAR, Spela	SLO	82		76	6		
73	55388	RAICH, Carina	AUT	80		80			
74	425359	BERNTSEN, Hedda	NOR	76		76			
75	385027	FLEISS, Nika	CRO	75		75			
	515092	GRUENENFELDER, Corina	SUI	75		75			
	205820	HUBER, Isabelle	GER	75	59			16	0
78	505260	HARGIN, Janette	SWE	74	20	5	7	42	0
79	565207	DABIC, Lea	SLO	73		51			22
80	295265	CERESA, Annalisa	ITA	66		66			
81	295738	BACHMANN, Silke	ITA	65		19	46		
82	515429	DUMERMUTH, Monika	SUI	63	39			24	

15 February 2003 / St. Moritz (SUI) / 6207

Page 2 of 4

www.stmoritz2003.com

www.fis-ski.com

Generation date: 15 February 2003 Time: 14:43



swisscom

winterthur

idée suisse
SRG SSR

Swisski

SKI ENGADIN
Oberengadiner Bergbahnen

OVERALL FIS WCSL LIST

SL

pos	code	surname, name	nation	WCSL points	DH	SL	GS	SG	K
					Abfahrt	Slalom	Riesensl.	Super G	Kombin.
82	535529	MONAHAN, Kathleen	USA	63	24			39	
84	185058	RAITA, Henna	FIN	62		62			
85	565109	DOVZAN, Alenka	SLO	61		12	49		
	535505	GERETY, Megan	USA	61	57			4	
87	535503	STREET, Picabo	USA	60	60				
88	55359	TRUPPE, Karin	AUT	55		55			
89	55588	RUMPFHUBER, Ingrid	AUT	50	41			9	
	537772	STIEGLER, Resi	USA	50		24			26
91	495318	RUIZ CASTILLO, Carolina	SPA	48			4	44	
92	485062	ZELENSKAJA, Warwara	RUS	47	25			22	
93	295927	PLANATSCHER, Maddalena	ITA	46		2	44		
	55596	WILHELM, Kathrin	AUT	46	41			5	
95	515095	KUMMER, Lilian	SUI	44			44		
	536884	LUDLOW, Libby	USA	44	16			28	
97	425380	BREMSETH, Lisa	NOR	42		42			
98	425458	VIKEN, Line	NOR	41		41			
99	55538	WIRTH, Katja	AUT	40	2			24	14
100	295800	TAGLIABUE, Elena	ITA	37	23			14	0
101	195868	MEILLEUR, Karine	FRA	33	24			9	
102	515170	STYGER, Nadia	SUI	30	20		5	5	
103	565004	BOKAL, Natasa	SLO	27		27			
	515496	IMLIG, Corinne	SUI	27	27				
105	55622	VIERTHALER, Astrid	AUT	25	22			3	0
106	205043	BRAUNER, Sibylle	GER	24	21			3	
	105662	LEFRANCOIS, Anne Marie	CAN	24	24				
108	515560	SCHILD, Martina	SUI	21	21				
109	296008	MERIGHETTI, Daniela	ITA	18		18			
	705287	ZUZULOVA, Veronika	SVK	18		18			
111	295559	BIAVASCHI, Elisabetta	ITA	16		16			
112	55759	KIRCHGASSER, Michaela	AUT	14		14			
113	565136	BRACUN, Spela	SLO	13	13				
	295807	VIERIN, Sonia	ITA	13			13		
115	385032	JELUSIC, Ana	CRO	12			12		
116	55383	BLASER, Karin	AUT	11	11				
	537544	KILDOW, Lindsey C.	USA	11	7			4	0
118	225018	CARRICK-ANDERSON, Emma	GBR	10		10			
	305287	HIROI, Noriyo	JPN	10		10			
	55339	LECHNER, Martina	AUT	10				10	
121	45002	STEGGALL, Zali	AUS	9		9			
122	515534	DICHT, Erika	SUI	8			8		
	536479	POWERS, Alison	USA	8	8				
124	515166	PIEREN, Tanja	SUI	7				7	
125	495107	GALINDO SANTOLARIA, Ana	SPA	6			6		
	537446	MCCARTY, Bryna	USA	6	6				
	195291	PELLAT-FINET, Caroline	FRA	6			6		
	515766	SUTER, Fabienne	SUI	6			6		
129	55136	KOELLERER, Karin	AUT	5		5			

15 February 2003 / St. Moritz (SUI) / 6207

Page 3 of 4

www.stmoritz2003.com

www.fis-ski.com

Generation date: 15 February 2003 Time: 14:43



swisscom

winterthur

idée suisse
SRG SSR

Swisski

SKI ENGADIN
Oberengadiner Bergbahnen

OVERALL FIS WCSL LIST

SL

pos	code	surname, name	nation	WCSL points	DH	SL	GS	SG	K
					Abfahrt	Slalom	Riesensl.	Super G	Kombin.
129	295462	MAJ, Chiara	ITA	5				5	
131	295449	KLEON, Barbara	ITA	4	3		1		
132	195193	DUVILLARD, Kristina	FRA	3			3		
	195920	GIVELET, Anne-Laure	FRA	3				3	
134	485217	ALIEVA, Olesja	RUS	2			2		
	515478	ALPIGER, Ella	SUI	2	2				
	105859	BOUCHER, Sara-Maude	CAN	2	1			1	0
	425022	FJELDAVLIE, Merete	NOR	2				2	
	505396	HARGIN, Christine	SWE	2		2			
	155333	HRSTKOVA, Lucie	CZE	2			2		
	205716	HUBER-BRANDT, Marina	GER	2		2			
	45071	OWENS, Jenny	AUS	2	2				0
	195273	SEKINO, Fujiko	FRA	2			2		
	205736	WOLF, Stefanie	GER	2		2			
144	55544	KNOR, Petra	AUT	1		1			
	105903	PRCHAL, Anna	CAN	1			1		0
	155047	ZAKOURILOVA, Petra	CZE	1		1			
147	225206	ALCOTT, Chimene	GBR	0					0
	45053	JONES, Alice	AUS	0					0
	185118	KAHEYHKOE, Pia	FIN	0					0
	355020	SCHAEDLER, Tamara	LIE	0					0

15 February 2003 / St. Moritz (SUI) / 6207

Page 4 of 4

www.stmoritz2003.com

www.fis-ski.com

Generation date: 15 February 2003 Time: 14:43



swisscom

winterthur


 idée suisse
SRG SSR

SWISSKI

SKI ENGADIN
Oberengadiner Bergbahnen



After Slalom WOMEN SUMMARY of MEDALS



Number of nation: 8

pos	nation	Gold			Silver			Bronze			total		
		W	M	W+M	W	M	W+M	W	M	W+M	W	M	W+M
1	AUSTRIA	1	2	3	3	2	5	1	-	1	5	4	9
2	USA	-	2	2	1	1	2	1	1	2	2	4	6
3	CROATIA	2	-	2	-	-	-	-	-	-	2	-	2
4	CANADA	1	-	1	-	-	-	1	-	1	2	-	2
5	SWEDEN	1	-	1	-	-	-	-	-	-	1	-	1
6	NORWAY	-	-	-	-	2	2	-	1	1	-	3	3
7	SWITZERLAND	-	-	-	1	-	1	1	1	2	2	1	3
8	ITALY	-	-	-	1	-	1	-	-	-	1	-	1

W women

M men

15 February 2003 / St. Moritz (SUI)

Page 1 of 1

www.stmoritz2003.com

www.fis-ski.com

Generation date: 15 February 2003 Time: 14:43

