



FIS SKI WORLD CUP
1st MEN'S SLALOM
ALPHABETICAL LIST OF COMPETITORS



Number of Competitors: 71

| Nation | FIS Code | Name | FIS Points (October 2003 List) | | | |
|------------|----------|---------------------------------------|--------------------------------|---------------|--------------|---------------|
| | | | DH | SL | GS | SG |
| ARG | 30149 | SIMARI BIRKNER Cristian Javier | 47.53 (192) | 14.99 (81) | 13.65 (67) | 27.70 (120) |
| AUS | 40255 | BRAUER Jonathon | 120.56 (789) | 12.17 (57) | 25.80 (194) | 103.05 (1055) |
| AUT | 50004 | ALBRECHT Kilian | 109.33 (658) | 5.04 (16) | 27.24 (213) | 111.48 (1183) |
| | 50675 | ENGL Kurt | 62.96 (267) | 9.65 (41) | 23.46 (167) | 34.55 (169) |
| | 50688 | MARINAC Martin | 129.79 (882) | 5.62 (23) | 13.65 (67) | 111.57 (1187) |
| | 50707 | MATT Mario | 42.00 (160) | 9.99 (44) | 8.42 (43) | 48.70 (319) |
| | 50624 | PRANGER Manfred | 170.99 (1270) | 2.54 (5) | 18.96 (115) | 82.62 (726) |
| | 50625 | RAICH Benjamin | 48.28 (195) | 2.66 (6) | 3.62 (5) | 19.82 (76) |
| | 50271 | SCHILCHEGGER Heinz | 182.17 (1374) | 4.81 (13) | 3.75 (7) | 196.79 (2475) |
| | 50547 | SCHOENFELDER Rainer | 95.16 (535) | 2.12 (4) | 8.42 (43) | 200.75 (2512) |
| | 50041 | WALCHHOFFER Michael | 2.39 (3) | 16.59 (97) | 13.98 (70) | 22.05 (91) |
| BIH | 710223 | BECIRBEGOVIC Enis | 35.70 (127) | 221.20 (4683) | 22.16 (156) | 21.32 (85) |
| BUL | 90047 | GEORGIEV Stefan | 89.47 (473) | 23.34 (149) | 46.27 (600) | 80.30 (694) |
| CAN | 102239 | COUSINEAU Julien | 71.58 (335) | 13.09 (60) | 14.56 (71) | 75.28 (617) |
| | 100115 | GRANDI Thomas | 128.00 (862) | 5.19 (18) | 5.32 (19) | 60.42 (445) |
| | 101895 | ROY Jean-Philippe | 82.39 (414) | 17.54 (106) | 21.84 (152) | 73.94 (596) |
| | 102630 | ZORICIC Nick | 82.62 (418) | 23.39 (152) | 34.07 (325) | 59.82 (442) |
| CRO | 380260 | KOSTELIC Ivica | 46.69 (188) | 0.13 (2) | 5.99 (30) | 18.72 (71) |
| FIN | 180334 | AULANKO Juuso | – | 14.99 (81) | 29.84 (248) | 184.51 (2321) |
| | 180292 | LEINO Jukka | 507.32 (2385) | 10.51 (48) | 26.65 (202) | 213.19 (2661) |
| | 180251 | PALANDER Kalle | 249.99 (1908) | 0.00 (1) | 5.44 (22) | 170.11 (2118) |
| FRA | 190012 | AMIEZ Sebastien | – | 5.74 (25) | 25.07 (184) | – |
| | 190915 | BOURGEAT Pierrick | 43.66 (170) | 4.52 (9) | 34.10 (326) | 124.43 (1417) |
| | 190204 | GRAVIER Richard | 35.77 (130) | 9.65 (41) | 65.73 (1131) | 189.83 (2389) |
| | 191459 | LIZEROUX Julien | 68.08 (316) | 12.78 (59) | 33.78 (321) | 70.12 (548) |
| | 190510 | PAGE Kevin | 132.69 (914) | 10.69 (49) | 56.80 (862) | 70.20 (549) |
| | 191425 | TISSOT Stephane | 148.60 (1056) | 9.67 (43) | 78.56 (1502) | 135.05 (1594) |
| | 191139 | VIDAL Jean-Pierre | 144.52 (1024) | 4.75 (12) | 10.00 (49) | 78.22 (655) |



FIS SKI WORLD CUP
1st MEN'S SLALOM
ALPHABETICAL LIST OF COMPETITORS



Number of Competitors: 71

| Nation | FIS Code | Name | FIS Points (October 2003 List) | | | |
|------------|----------|-----------------------------|--------------------------------|-------------|---------------|---------------|
| | | | DH | SL | GS | SG |
| GBR | 220044 | BAXTER Alain | 343.95 (2218) | 6.00 (31) | 17.78 (102) | 193.61 (2433) |
| | 220083 | BAXTER Noel | 118.94 (770) | 10.48 (47) | 34.70 (342) | 127.97 (1470) |
| GER | 200056 | ERTL Andreas | 228.88 (1769) | 15.72 (89) | 8.38 (42) | 68.82 (533) |
| | 201702 | NEUREUTHER Felix | – | 10.17 (45) | 30.09 (252) | 177.60 (2228) |
| | 200251 | VOGL Alois | 217.16 (1678) | 11.23 (53) | 75.15 (1395) | 202.52 (2529) |
| ITA | 290023 | BERGAMELLI Giancarlo | – | 4.84 (14) | 20.35 (133) | 191.43 (2408) |
| | 292455 | FILL Peter | 25.24 (83) | 16.78 (100) | 7.30 (37) | 5.99 (30) |
| | 292491 | MOELGG Manfred | 58.64 (253) | 6.07 (32) | 8.43 (45) | 31.13 (142) |
| | 290478 | ROCCA Giorgio | 67.24 (305) | 1.88 (3) | 30.28 (256) | 189.54 (2387) |
| | 290982 | SCHMID Hannes Paul | 120.79 (793) | 9.38 (40) | 22.61 (161) | 100.25 (1005) |
| | 290732 | THALER Patrick | 363.13 (2252) | 8.62 (39) | 12.67 (60) | 244.44 (2963) |
| JPN | 301312 | SASAKI Akira | 137.96 (958) | 5.08 (17) | 33.01 (305) | 38.75 (208) |
| LIE | 350007 | GANAHL Markus | – | 15.05 (84) | 20.47 (134) | 401.87 (3551) |
| NED | 400015 | OOSTERBAAN Rogier | – | 17.56 (107) | 46.30 (602) | 198.47 (2494) |
| NOR | 420069 | BURAAS Hans-Petter | 150.63 (1082) | 3.98 (7) | 37.71 (415) | 57.54 (418) |
| | 421483 | JANSRUD Kjetil | 64.15 (274) | 13.45 (63) | 16.86 (93) | 32.74 (156) |
| | 420148 | KARLSEN Truls Ove | 57.13 (246) | 4.14 (8) | 6.50 (33) | 41.94 (232) |
| | 420470 | KJUS Lasse | 8.08 (36) | 14.04 (72) | 11.75 (58) | 4.19 (12) |
| | 421098 | NILSEN Andreas | 83.82 (428) | 11.09 (51) | 6.97 (36) | 53.64 (373) |
| | 420328 | STIANSEN Tom | 376.93 (2268) | 4.74 (11) | 75.17 (1396) | 129.80 (1501) |
| | 421328 | SVINDAL Aksel Lund | 21.74 (74) | 6.38 (33) | 5.45 (23) | 5.87 (26) |
| NZE | 410188 | ROSS Michael | 459.64 (2364) | 26.99 (203) | 41.07 (492) | 71.92 (576) |
| SLO | 560371 | DRAGSIC Mitja | 89.47 (473) | 5.66 (24) | 13.80 (69) | 42.25 (238) |
| | 560406 | GORZA Ales | 49.00 (201) | 14.05 (73) | 5.81 (27) | 34.79 (174) |
| | 560230 | GRUBELNIK Drago | 157.46 (1147) | 5.99 (30) | 34.68 (341) | 112.89 (1212) |
| | 560033 | KOSIR Jure | – | 11.92 (55) | 51.69 (721) | 201.04 (2520) |
| | 560154 | KUNC Mitja | 182.73 (1378) | 5.83 (27) | 18.81 (111) | 87.63 (800) |
| | 560089 | MLEKUZ Rene | 200.79 (1539) | 8.40 (37) | 26.95 (206) | 244.06 (2958) |
| | 560447 | SPORN Andrej | 43.22 (165) | 11.12 (52) | 23.18 (166) | 18.84 (72) |
| | 560355 | VALENCIC Mitja | 146.31 (1043) | 12.10 (56) | 19.22 (121) | 48.70 (319) |
| SUI | 510993 | ALBRECHT Daniel | 22.12 (76) | 18.77 (115) | 11.47 (53) | 33.93 (160) |
| | 510638 | CASANOVA Marco | – | 14.71 (79) | 13.36 (64) | 354.81 (3477) |
| | 510577 | IMBODEN Urs | 73.08 (351) | 7.94 (36) | 16.71 (90) | 235.96 (2894) |
| | 510890 | ZURBRIGGEN Silvan | 30.11 (107) | 4.59 (10) | 21.06 (142) | 24.58 (106) |
| SWE | 500499 | BROLENIUS Johan | 79.70 (396) | 5.97 (29) | 45.86 (588) | 215.51 (2683) |
| | 500124 | HANSSON Martin | – | 8.55 (38) | 136.44 (3299) | 327.09 (3403) |



FIS SKI WORLD CUP
1st MEN'S SLALOM
ALPHABETICAL LIST OF COMPETITORS



Number of Competitors: 71

| Nation | FIS Code | Name | FIS Points (October 2003 List) | | | |
|------------|----------|-----------------------|--------------------------------|-------------|-------------|---------------|
| | | | DH | SL | GS | SG |
| SWE | 500656 | LARSSON Markus | 89.65 (476) | 5.61 (22) | 22.78 (162) | 118.75 (1320) |
| | 500678 | ROENNMARK Per | – | 15.68 (87) | 30.78 (263) | 442.86 (3581) |
| USA | 534040 | COCHRAN James | 330.35 (2190) | 22.96 (144) | 16.70 (89) | 203.43 (2542) |
| | 531557 | KNIGHT Chip | – | 5.19 (18) | 17.64 (99) | 206.74 (2582) |
| | 533142 | MARSHALL Jesse | 303.79 (2123) | 13.78 (69) | 13.56 (65) | 28.55 (124) |
| | 532431 | MILLER Bode | 4.44 (13) | 4.90 (15) | 0.60 (2) | 3.48 (5) |
| | 532497 | ROTHROCK Tom | 223.68 (1726) | 5.78 (26) | 19.28 (122) | 105.48 (1104) |

| |
|--|
| LEGEND |
| DH Downhill SL Slalom GS Giant Slalom SG Super-G |



FIS SKI WORLD CUP
1st MEN'S SLALOM
DRAW LIST BY POINTS



Number of Competitors: 71

| No. | FIS Code | Name | Nation | WCSL-SL | WCSL-O | FIS-SL |
|-----|-------------|----------------------|--------|----------|----------|------------|
| 1 | 180251 | PALANDER Kalle | FIN | 694 (1) | 838 (4) | 0.00 (1) |
| 2 | 380260 | KOSTELIC Ivica | CRO | 680 (2) | 750 (6) | 0.13 (2) |
| 3 | 290478 | ROCCA Giorgio | ITA | 498 (3) | 530 (16) | 1.88 (3) |
| 4 | 50547 | SCHOENFELDER Rainer | AUT | 473 (4) | 544 (15) | 2.12 (4) |
| 5 | 50624 | PRANGER Manfred | AUT | 430 (5) | 430 (22) | 2.54 (5) |
| 6 | 50625 | RAICH Benjamin | AUT | 417 (6) | 699 (7) | 2.66 (6) |
| 7 | 420069 | BURAAS Hans-Petter | NOR | 280 (7) | 280 (34) | 3.98 (7) |
| 8 | 420148 | KARLSEN Truls Ove | NOR | 263 (8) | 307 (32) | 4.14 (8) |
| 9 | 190915 | BOURGEAT Pierrick | FRA | 224 (9) | 274 (35) | 4.52 (9) |
| 10 | 510890 | ZURBRIGGEN Silvan | SUI | 217 (10) | 262 (37) | 4.59 (10) |
| 11 | 420328 | STIANSEN Tom | NOR | 201 (11) | 201 (47) | 4.74 (11) |
| 12 | 191139 | VIDAL Jean-Pierre | FRA | 200 (12) | 231 (43) | 4.75 (12) |
| 13 | 50271 | SCHILCHEGGER Heinz | AUT | 194 (13) | 445 (20) | 4.81 (13) |
| 14 | 290023 | BERGAMELLI Giancarlo | ITA | 191 (14) | 191 (49) | 4.84 (14) |
| 15 | 532431 | MILLER Bode | USA | 184 (15) | 1489 (1) | 4.90 (15) |
| 16 | 50004 | ALBRECHT Kilian | AUT | 170 (16) | 170 (52) | 5.04 (16) |
| 17 | 301312 | SASAKI Akira | JPN | 166 (17) | 166 (53) | 5.08 (17) |
| 18 | 100115 | GRANDI Thomas | CAN | 154 (18) | 240 (42) | 5.19 (18) |
| 19 | 531557 | KNIGHT Chip | USA | 154 (18) | 154 (56) | 5.19 (19) |
| 20 | 500656 | LARSSON Markus | SWE | 111 (22) | 151 (57) | 5.61 (20) |
| 21 | 50688 | MARINAC Martin | AUT | 110 (23) | 128 (64) | 5.62 (21) |
| 22 | 560371 | DRAGSIC Mitja | SLO | 105 (24) | 125 (65) | 5.66 (22) |
| 23 | 190012 | AMIEZ Sebastien | FRA | 97 (25) | 97 (70) | 5.74 (23) |
| 24 | 532497 | ROTHROCK Tom | USA | 93 (26) | 93 (72) | 5.78 (24) |
| 25 | 560154 | KUNC Mitja | SLO | 88 (27) | 88 (74) | 5.83 (25) |
| 26 | 500499 | BROLENIUS Johan | SWE | 73 (29) | 73 (81) | 5.97 (26) |
| 27 | 560230 | GRUBELNIK Drago | SLO | 71 (30) | 71 (82) | 5.99 (27) |
| 28 | 510577 | IMBODEN Urs | SUI | 56 (31) | 56 (87) | 7.94 (31) |
| 29 | 560089 | MLEKUZ Rene | SLO | 54 (32) | 54 (90) | 8.40 (32) |
| 30 | 190510 | PAGE Kevin | FRA | 47 (35) | 47 (97) | 10.69 (43) |
| 31 | +400 50041 | WALCHHOFER Michael | AUT | 26 (41) | 693 (8) | 16.59 (62) |
| 32 | +400 420470 | KJUS Lasse | NOR | 14 (46) | 424 (23) | 14.04 (54) |
| 33 | 220044 | BAXTER Alain | GBR | 42 (37) | 42 (101) | 6.00 (28) |
| 34 | 292491 | MOELGG Manfred | ITA | - | - | 6.07 (29) |
| 35 | 421328 | SVINDAL Aksel Lund | NOR | 33 (39) | 256 (39) | 6.38 (30) |
| 36 | 500124 | HANSSON Martin | SWE | 32 (40) | 32 (107) | 8.55 (33) |



FIS SKI WORLD CUP
1st MEN'S SLALOM
DRAW LIST BY POINTS



Number of Competitors: 71

| No. | FIS Code | Name | Nation | WCSL-SL | WCSL-O | FIS-SL |
|-----|----------|--------------------------------|--------|---------|----------|-------------|
| 37 | 290732 | THALER Patrick | ITA | - | - | 8.62 (34) |
| 38 | 290982 | SCHMID Hannes Paul | ITA | 12 (53) | 12 (136) | 9.38 (35) |
| 39 | 50675 | ENGL Kurt | AUT | 35 (38) | 35 (106) | 9.65 (36) |
| 40 | 190204 | GRAVIER Richard | FRA | 14 (46) | 14 (129) | 9.65 (37) |
| 41 | 191425 | TISSOT Stephane | FRA | 13 (51) | 13 (133) | 9.67 (38) |
| 42 | 50707 | MATT Mario | AUT | 46 (36) | 47 (97) | 9.99 (39) |
| 43 | 201702 | NEUREUTHER Felix | GER | 16 (45) | 16 (125) | 10.17 (40) |
| 44 | 220083 | BAXTER Noel | GBR | - | - | 10.48 (41) |
| 45 | 180292 | LEINO Jukka | FIN | 8 (58) | 8 (144) | 10.51 (42) |
| 46 | 421098 | NILSEN Andreas | NOR | 14 (46) | 25 (114) | 11.09 (44) |
| 47 | 560447 | SPORN Andrej | SLO | - | - | 11.12 (45) |
| 48 | 200251 | VOGL Alois | GER | 11 (54) | 11 (138) | 11.23 (46) |
| 49 | 560033 | KOSIR Jure | SLO | 5 (61) | 5 (150) | 11.92 (47) |
| 50 | 560355 | VALENCIC Mitja | SLO | 9 (55) | 9 (141) | 12.10 (48) |
| 51 | 40255 | BRAUER Jonathon | AUS | - | - | 12.17 (49) |
| 52 | 191459 | LIZEROUX Julien | FRA | - | - | 12.78 (50) |
| 53 | 102239 | COUSINEAU Julien | CAN | 26 (41) | 42 (101) | 13.09 (51) |
| 54 | 421483 | JANSRUD Kjetil | NOR | - | - | 13.45 (52) |
| 55 | 533142 | MARSHALL Jesse | USA | - | - | 13.78 (53) |
| 56 | 560406 | GORZA Ales | SLO | 13 (51) | 97 (70) | 14.05 (55) |
| 57 | 510638 | CASANOVA Marco | SUI | 3 (63) | 16 (125) | 14.71 (56) |
| 58 | 30149 | SIMARI BIRKNER Cristian Javier | ARG | - | - | 14.99 (57) |
| 59 | 180334 | AULANKO Juuso | FIN | - | - | 14.99 (58) |
| 60 | 350007 | GANAHL Markus | LIE | 21 (43) | 21 (120) | 15.05 (59) |
| 61 | 500678 | ROENMARK Per | SWE | - | - | 15.68 (60) |
| 62 | 200056 | ERTL Andreas | GER | - | 37 (105) | 15.72 (61) |
| 63 | 292455 | FILL Peter | ITA | - | 143 (59) | 16.78 (63) |
| 64 | 101895 | ROY Jean-Philippe | CAN | 14 (46) | 19 (122) | 17.54 (64) |
| 65 | 400015 | OOSTERBAAN Rogier | NED | - | - | 17.56 (65) |
| 66 | 510993 | ALBRECHT Daniel | SUI | - | - | 18.77 (66) |
| 67 | 534040 | COCHRAN James | USA | - | - | 22.96 (67) |
| 68 | 90047 | GEORGIEV Stefan | BUL | - | - | 23.34 (68) |
| 69 | 102630 | ZORICIC Nick | CAN | - | - | 23.39 (69) |
| 70 | 410188 | ROSS Michael | NZE | - | - | 26.99 (70) |
| 71 | 710223 | BECIRBEGOVIC Enis | BIH | - | - | 221.20 (71) |

| | | | |
|----------------|---|---------------|---------------------|
| LEGEND | | | |
| +400 | More than 400 points on WCSL-O after 15th place or after 30th place | WCSL-O | Overall WCSL points |
| WCSL-SL | World Cup Start List points for Slalom | No. | Control Number |
| FIS-SL | FIS points for Slalom | | |



FIS SKI WORLD CUP
1st MEN'S SLALOM 1st RUN
START LIST

**Jury**

| | | |
|----------------------|-------------|-----|
| TD FIS | H. GROGL | AUT |
| Referee | G. HUJARA | FIS |
| Chief of Race | J. CLIFFORD | USA |

Technical Data

| | |
|----------------------------|------------------|
| Course Name | Upper Clementine |
| Start Altitude | 2314 m |
| Finish Altitude | 2117 m |
| Vertical Drop | 197 m |
| Homologation Number | 4200/73/94 |

Race Information 1st Run

| | | |
|------------------------|----------------|-----|
| Course Setter | J. MOLLIE | FRA |
| Number of Gates | 60 | |
| Turning Gates | 59 | |
| Start Time | 10:00 | |
| Forerunners | A - S. NYMAN | USA |
| | B - G. HARDY | USA |
| | C - J. TRANSUE | USA |

Race Information 2nd Run

| | | |
|------------------------|------------------|-----|
| Course Setter | P. GRASIC | SLO |
| Number of Gates | 58 | |
| Turning Gates | 57 | |
| Start Time | 13:00 | |
| Forerunners | A - T. JITLOFF | USA |
| | B - T.J. LANNING | USA |
| | C - A. COLE | USA |

Number of Competitors: 71

| Bib | FIS Code | Name | Year of Birth | Nation | Time | Ski |
|-----|----------|----------------------|---------------|--------|------|-----------|
| 1 | 380260 | KOSTELIC Ivica | 1979 | CRO | | SALOMON |
| 2 | 50624 | PRANGER Manfred | 1978 | AUT | | VÖLKL |
| 3 | 290478 | ROCCA Giorgio | 1975 | ITA | | NORDICA |
| 4 | 180251 | PALANDER Kalle | 1977 | FIN | | ATOMIC |
| 5 | 50547 | SCHOENFELDER Rainer | 1977 | AUT | | FISCHER |
| 6 | 420069 | BURAAS Hans-Petter | 1975 | NOR | | ROSSIGNOL |
| 7 | 50625 | RAICH Benjamin | 1978 | AUT | | ATOMIC |
| 8 | 50271 | SCHILCHEGGER Heinz | 1973 | AUT | | ATOMIC |
| 9 | 290023 | BERGAMELLI Giancarlo | 1974 | ITA | | VÖLKL |
| 10 | 532431 | MILLER Bode | 1977 | USA | | ROSSIGNOL |
| 11 | 510890 | ZURBRIGGEN Silvan | 1981 | SUI | | FISCHER |
| 12 | 420148 | KARLSEN Truls Ove | 1975 | NOR | | FISCHER |
| 13 | 420328 | STIANSEN Tom | 1970 | NOR | | NORDICA |
| 14 | 190915 | BOURGEAT Pierrick | 1976 | FRA | | ROSSIGNOL |
| 15 | 191139 | VIDAL Jean-Pierre | 1977 | FRA | | DYNASTAR |
| 16 | 50004 | ALBRECHT Kilian | 1973 | AUT | | HEAD |
| 17 | 301312 | SASAKI Akira | 1981 | JPN | | SALOMON |
| 18 | 531557 | KNIGHT Chip | 1975 | USA | | ELAN |
| 19 | 100115 | GRANDI Thomas | 1972 | CAN | | ROSSIGNOL |
| 20 | 500656 | LARSSON Markus | 1979 | SWE | | ROSSIGNOL |
| 21 | 50688 | MARINAC Martin | 1979 | AUT | | VÖLKL |



FIS SKI WORLD CUP
1st MEN'S SLALOM 1st RUN
START LIST



Number of Competitors: 71

| Bib | FIS Code | Name | Year of Birth | Nation | Time | Ski |
|-----|----------|--------------------------------|---------------|--------|-------|-----------|
| 22 | 560371 | DRAGSIC Mitja | 1979 | SLO | _____ | VÖLKL |
| 23 | 190012 | AMIEZ Sebastien | 1972 | FRA | _____ | SALOMON |
| 24 | 532497 | ROTHROCK Tom | 1978 | USA | _____ | VÖLKL |
| 25 | 560154 | KUNC Mitja | 1971 | SLO | _____ | ELAN |
| 26 | 500499 | BROLENIUS Johan | 1977 | SWE | _____ | HEAD |
| 27 | 560230 | GRUBELNIK Drago | 1976 | SLO | _____ | ROSSIGNOL |
| 28 | 510577 | IMBODEN Urs | 1975 | SUI | _____ | VÖLKL |
| 29 | 560089 | MLEKUZ Rene | 1975 | SLO | _____ | VÖLKL |
| 30 | 190510 | PAGE Kevin | 1975 | FRA | _____ | ROSSIGNOL |
| 31 | 50041 | WALCHHOFER Michael | 1975 | AUT | _____ | ATOMIC |
| 32 | 420470 | KJUS Lasse | 1971 | NOR | _____ | DYNASTAR |
| 33 | 220044 | BAXTER Alain | 1973 | GBR | _____ | HEAD |
| 34 | 292491 | MOELGG Manfred | 1982 | ITA | _____ | FISCHER |
| 35 | 421328 | SVINDAL Aksel Lund | 1982 | NOR | _____ | ATOMIC |
| 36 | 500124 | HANSSON Martin | 1975 | SWE | _____ | HEAD |
| 37 | 290732 | THALER Patrick | 1978 | ITA | _____ | FISCHER |
| 38 | 290982 | SCHMID Hannes Paul | 1980 | ITA | _____ | NORDICA |
| 39 | 50675 | ENGL Kurt | 1979 | AUT | _____ | HEAD |
| 40 | 190204 | GRAVIER Richard | 1974 | FRA | _____ | ROSSIGNOL |
| 41 | 191425 | TISSOT Stephane | 1979 | FRA | _____ | ROSSIGNOL |
| 42 | 50707 | MATT Mario | 1979 | AUT | _____ | SALOMON |
| 43 | 201702 | NEUREUTHER Felix | 1984 | GER | _____ | ATOMIC |
| 44 | 220083 | BAXTER Noel | 1981 | GBR | _____ | FISCHER |
| 45 | 180292 | LEINO Jukka | 1978 | FIN | _____ | FISCHER |
| 46 | 421098 | NILSEN Andreas | 1980 | NOR | _____ | FISCHER |
| 47 | 560447 | SPORN Andrej | 1981 | SLO | _____ | ELAN |
| 48 | 200251 | VOGL Alois | 1972 | GER | _____ | VÖLKL |
| 49 | 560033 | KOSIR Jure | 1972 | SLO | _____ | ROSSIGNOL |
| 50 | 560355 | VALENCIC Mitja | 1978 | SLO | _____ | ROSSIGNOL |
| 51 | 40255 | BRAUER Jonathon | 1981 | AUS | _____ | HEAD |
| 52 | 191459 | LIZEROUX Julien | 1979 | FRA | _____ | DYNASTAR |
| 53 | 102239 | COUSINEAU Julien | 1981 | CAN | _____ | ATOMIC |
| 54 | 421483 | JANSRUD Kjetil | 1985 | NOR | _____ | ATOMIC |
| 55 | 533142 | MARSHALL Jesse | 1980 | USA | _____ | VÖLKL |
| 56 | 560406 | GORZA Ales | 1980 | SLO | _____ | ATOMIC |
| 57 | 510638 | CASANOVA Marco | 1976 | SUI | _____ | HEAD |
| 58 | 30149 | SIMARI BIRKNER Cristian Javier | 1980 | ARG | _____ | VÖLKL |
| 59 | 180334 | AULANKO Juuso | 1979 | FIN | _____ | FISCHER |
| 60 | 350007 | GANAHL Markus | 1975 | LIE | _____ | NORDICA |
| 61 | 500678 | ROENMARK Per | 1979 | SWE | _____ | DYNASTAR |
| 62 | 200056 | ERTL Andreas | 1975 | GER | _____ | ROSSIGNOL |
| 63 | 292455 | FILL Peter | 1982 | ITA | _____ | DYNASTAR |
| 64 | 101895 | ROY Jean-Philippe | 1979 | CAN | _____ | SALOMON |
| 65 | 400015 | OOSTERBAAN Rogier | 1987 | NED | _____ | FISCHER |
| 66 | 510993 | ALBRECHT Daniel | 1983 | SUI | _____ | NORDICA |
| 67 | 534040 | COCHRAN James | 1981 | USA | _____ | VÖLKL |
| 68 | 90047 | GEORGIEV Stefan | 1977 | BUL | _____ | ROSSIGNOL |



FIS SKI WORLD CUP
1st MEN'S SLALOM 1st RUN
START LIST



Number of Competitors: 71

| Bib | FIS Code | Name | Year of Birth | Nation | Time | Ski |
|-----|----------|-------------------|---------------|--------|-------|---------|
| 69 | 102630 | ZORICIC Nick | 1983 | CAN | _____ | ATOMIC |
| 70 | 410188 | ROSS Michael | 1980 | NZE | _____ | FISCHER |
| 71 | 710223 | BECIRBEGOVIC Enis | 1976 | BIH | _____ | HEAD |



FIS SKI WORLD CUP
1st MEN'S SLALOM 1st RUN
OFFICIAL RESULTS

**Jury**

| | | |
|----------------------|-------------|-----|
| TD FIS | H. GROGL | AUT |
| Referee | G. HUJARA | FIS |
| Chief of Race | J. CLIFFORD | USA |

Technical Data

| | |
|----------------------------|------------------|
| Course Name | Upper Clementine |
| Start Altitude | 2314 m |
| Finish Altitude | 2117 m |
| Vertical Drop | 197 m |
| Homologation Number | 4200/73/94 |

Race Information 1st Run

| | | |
|------------------------|----------------|-----|
| Course Setter | J. MOLLIE | FRA |
| Number of Gates | 60 | |
| Turning Gates | 59 | |
| Start Time | 10:00 | |
| Forerunners | A - S. NYMAN | USA |
| | B - G. HARDY | USA |
| | C - J. TRANSUE | USA |

Race Information 2nd Run

| | | |
|------------------------|------------------|-----|
| Course Setter | P. GRASIC | SLO |
| Number of Gates | 58 | |
| Turning Gates | 57 | |
| Start Time | 13:00 | |
| Forerunners | A - T. JITLOFF | USA |
| | B - T.J. LANNING | USA |
| | C - A. COLE | USA |

Weather: Sunny **Snow:** Hard **Temperature – Start:** -12 °C **Finish:** -11 °C

Number of Competitors: 71

| Rank | Bib | FIS Code | Name | Year of Birth | Nation | Time | Diff. | Ski |
|------|-----|----------|-----------------------------|---------------|--------|-------|-------|-----------|
| 1 | 5 | 50547 | SCHOENFELDER Rainer | 1977 | AUT | 47.24 | | FISCHER |
| 1 | 4 | 180251 | PALANDER Kalle | 1977 | FIN | 47.24 | | ATOMIC |
| 3 | 7 | 50625 | RAICH Benjamin | 1978 | AUT | 47.87 | 0.63 | ATOMIC |
| 4 | 3 | 290478 | ROCCA Giorgio | 1975 | ITA | 47.89 | 0.65 | NORDICA |
| 5 | 2 | 50624 | PRANGER Manfred | 1978 | AUT | 48.08 | 0.84 | VÖLKL |
| 6 | 11 | 510890 | ZURBRIGGEN Silvan | 1981 | SUI | 48.10 | 0.86 | FISCHER |
| 7 | 9 | 290023 | BERGAMELLI Giancarlo | 1974 | ITA | 48.21 | 0.97 | VÖLKL |
| 8 | 13 | 420328 | STIANSEN Tom | 1970 | NOR | 48.32 | 1.08 | NORDICA |
| 9 | 26 | 500499 | BROLENIUS Johan | 1977 | SWE | 48.50 | 1.26 | HEAD |
| 10 | 12 | 420148 | KARLSEN Truls Ove | 1975 | NOR | 48.79 | 1.55 | FISCHER |
| 11 | 17 | 301312 | SASAKI Akira | 1981 | JPN | 48.89 | 1.65 | SALOMON |
| 12 | 37 | 290732 | THALER Patrick | 1978 | ITA | 49.02 | 1.78 | FISCHER |
| 13 | 6 | 420069 | BURAAS Hans-Petter | 1975 | NOR | 49.15 | 1.91 | ROSSIGNOL |
| 14 | 14 | 190915 | BOURGEAT Pierrick | 1976 | FRA | 49.24 | 2.00 | ROSSIGNOL |
| 15 | 16 | 50004 | ALBRECHT Kilian | 1973 | AUT | 49.28 | 2.04 | HEAD |
| 16 | 42 | 50707 | MATT Mario | 1979 | AUT | 49.32 | 2.08 | SALOMON |
| 17 | 18 | 531557 | KNIGHT Chip | 1975 | USA | 49.33 | 2.09 | ELAN |
| 18 | 24 | 532497 | ROTHROCK Tom | 1978 | USA | 49.60 | 2.36 | VÖLKL |
| 19 | 23 | 190012 | AMIEZ Sebastien | 1972 | FRA | 49.65 | 2.41 | SALOMON |

23-11-2003 / Park City (USA) / 0450

Page 1/3

Data Processing by SWATCH

www.fis-ski.com

SWATCH Timing

Generation Date: SUN 23 NOV 2003

Time: 12:33 Swatch Internet Time: @856

Document: 73B 1.0



FIS SKI WORLD CUP
1st MEN'S SLALOM 1st RUN
OFFICIAL RESULTS



Number of Competitors: 71

| Rank | Bib | FIS Code | Name | Year of Birth | Nation | Time | Diff. | Ski |
|------|-----|----------|--------------------|---------------|--------|-------|-------|-----------|
| 20 | 39 | 50675 | ENGL Kurt | 1979 | AUT | 49.67 | 2.43 | HEAD |
| 21 | 36 | 500124 | HANSSON Martin | 1975 | SWE | 49.68 | 2.44 | HEAD |
| 21 | 15 | 191139 | VIDAL Jean-Pierre | 1977 | FRA | 49.68 | 2.44 | DYNASTAR |
| 23 | 28 | 510577 | IMBODEN Urs | 1975 | SUI | 49.80 | 2.56 | VÖLKL |
| 24 | 35 | 421328 | SVINDAL Aksel Lund | 1982 | NOR | 49.81 | 2.57 | ATOMIC |
| 25 | 29 | 560089 | MLEKUZ Rene | 1975 | SLO | 49.83 | 2.59 | VÖLKL |
| 26 | 46 | 421098 | NILSEN Andreas | 1980 | NOR | 49.86 | 2.62 | FISCHER |
| 27 | 64 | 101895 | ROY Jean-Philippe | 1979 | CAN | 49.93 | 2.69 | SALOMON |
| 27 | 40 | 190204 | GRAVIER Richard | 1974 | FRA | 49.93 | 2.69 | ROSSIGNOL |
| 29 | 41 | 191425 | TISSOT Stephane | 1979 | FRA | 49.96 | 2.72 | ROSSIGNOL |
| 30 | 22 | 560371 | DRAGSIC Mitja | 1979 | SLO | 49.97 | 2.73 | VÖLKL |
| 31 | 31 | 50041 | WALCHHOFER Michael | 1975 | AUT | 50.03 | 2.79 | ATOMIC |
| 32 | 21 | 50688 | MARINAC Martin | 1979 | AUT | 50.06 | 2.82 | VÖLKL |
| 33 | 8 | 50271 | SCHILCHEGGER Heinz | 1973 | AUT | 50.11 | 2.87 | ATOMIC |
| 34 | 43 | 201702 | NEUREUTHER Felix | 1984 | GER | 50.19 | 2.95 | ATOMIC |
| 34 | 32 | 420470 | KJUS Lasse | 1971 | NOR | 50.19 | 2.95 | DYNASTAR |
| 36 | 49 | 560033 | KOSIR Jure | 1972 | SLO | 50.39 | 3.15 | ROSSIGNOL |
| 37 | 47 | 560447 | SPORN Andrej | 1981 | SLO | 50.46 | 3.22 | ELAN |
| 38 | 33 | 220044 | BAXTER Alain | 1973 | GBR | 50.47 | 3.23 | HEAD |
| 39 | 57 | 510638 | CASANOVA Marco | 1976 | SUI | 50.49 | 3.25 | HEAD |
| 40 | 55 | 533142 | MARSHALL Jesse | 1980 | USA | 50.52 | 3.28 | VÖLKL |
| 41 | 48 | 200251 | VOGL Alois | 1972 | GER | 50.64 | 3.40 | VÖLKL |
| 42 | 27 | 560230 | GRUBELNIK Drago | 1976 | SLO | 50.73 | 3.49 | ROSSIGNOL |
| 43 | 20 | 500656 | LARSSON Markus | 1979 | SWE | 50.81 | 3.57 | ROSSIGNOL |
| 44 | 30 | 190510 | PAGE Kevin | 1975 | FRA | 51.13 | 3.89 | ROSSIGNOL |
| 45 | 52 | 191459 | LIZEROUX Julien | 1979 | FRA | 51.16 | 3.92 | DYNASTAR |
| 46 | 44 | 220083 | BAXTER Noel | 1981 | GBR | 51.18 | 3.94 | FISCHER |
| 47 | 51 | 40255 | BRAUER Jonathon | 1981 | AUS | 51.43 | 4.19 | HEAD |
| 48 | 60 | 350007 | GANAHL Markus | 1975 | LIE | 51.58 | 4.34 | NORDICA |
| 49 | 66 | 510993 | ALBRECHT Daniel | 1983 | SUI | 51.59 | 4.35 | NORDICA |
| 50 | 50 | 560355 | VALENCIC Mitja | 1978 | SLO | 51.69 | 4.45 | ROSSIGNOL |
| 51 | 58 | 30149 | SIMARI BIRKNER C. | 1980 | ARG | 51.70 | 4.46 | VÖLKL |
| 52 | 61 | 500678 | ROENMARK Per | 1979 | SWE | 51.79 | 4.55 | DYNASTAR |
| 53 | 54 | 421483 | JANSRUD Kjetil | 1985 | NOR | 52.33 | 5.09 | ATOMIC |
| 54 | 34 | 292491 | MOELGG Manfred | 1982 | ITA | 52.60 | 5.36 | FISCHER |

DID NOT START 1st RUN: 2 competitors

| | | | | | |
|----|--------|-------------------|------|-----|---------|
| 70 | 410188 | ROSS Michael | 1980 | NZE | FISCHER |
| 71 | 710223 | BECIRBEGOVIC Enis | 1976 | BIH | HEAD |

DID NOT FINISH 1st RUN: 14 competitors

| | | | | | |
|----|--------|--------------------|------|-----|-----------|
| 1 | 380260 | KOSTELIC Ivica | 1979 | CRO | SALOMON |
| 19 | 100115 | GRANDI Thomas | 1972 | CAN | ROSSIGNOL |
| 25 | 560154 | KUNC Mitja | 1971 | SLO | ELAN |
| 38 | 290982 | SCHMID Hannes Paul | 1980 | ITA | NORDICA |
| 45 | 180292 | LEINO Jukka | 1978 | FIN | FISCHER |
| 53 | 102239 | COUSINEAU Julien | 1981 | CAN | ATOMIC |
| 56 | 560406 | GORZA Ales | 1980 | SLO | ATOMIC |



FIS SKI WORLD CUP
1st MEN'S SLALOM 1st RUN
OFFICIAL RESULTS



Number of Competitors: 71

| Rank | Bib | FIS Code | Name | Year of Birth | Nation | Time | Diff. | Ski |
|---|-----|----------|--------------------------|---------------|--------|---------|------------|-----------|
| | 59 | 180334 | AULANKO Juuso | 1979 | FIN | | | FISCHER |
| | 62 | 200056 | ERTL Andreas | 1975 | GER | | | ROSSIGNOL |
| | 63 | 292455 | FILL Peter | 1982 | ITA | | | DYNASTAR |
| | 65 | 400015 | OOSTERBAAN Rogier | 1987 | NED | | | FISCHER |
| | 67 | 534040 | COCHRAN James | 1981 | USA | | | VÖLKL |
| | 68 | 90047 | GEORGIEV Stefan | 1977 | BUL | | | ROSSIGNOL |
| | 69 | 102630 | ZORICIC Nick | 1983 | CAN | | | ATOMIC |
| DISQUALIFIED 1st RUN: 1 competitor | | | | | | | | |
| | 10 | 532431 | MILLER Bode | 1977 | USA | Gate 52 | Rule 629.3 | ROSSIGNOL |

Reason for disqualification:

629.3 Does not pass through a gate correctly (art. 661.4)

23-11-2003 / Park City (USA) / 0450

Page 3/3

Data Processing by SWATCH

www.fis-ski.com

SWATCH Timing

Generation Date: SUN 23 NOV 2003

Time: 12:33 Swatch Internet Time: @856

Document: 73B 1.0



FIS SKI WORLD CUP
1st MEN'S SLALOM 2nd RUN
START LIST

**Jury**

| | | |
|----------------------|-------------|-----|
| TD FIS | H. GROGL | AUT |
| Referee | G. HUJARA | FIS |
| Chief of Race | J. CLIFFORD | USA |

Technical Data

| | |
|----------------------------|------------------|
| Course Name | Upper Clementine |
| Start Altitude | 2314 m |
| Finish Altitude | 2117 m |
| Vertical Drop | 197 m |
| Homologation Number | 4200/73/94 |

Race Information 1st Run

| | | |
|------------------------|----------------|-----|
| Course Setter | J. MOLLIE | FRA |
| Number of Gates | 60 | |
| Turning Gates | 59 | |
| Start Time | 10:00 | |
| Forerunners | A - S. NYMAN | USA |
| | B - G. HARDY | USA |
| | C - J. TRANSUE | USA |

Race Information 2nd Run

| | | |
|------------------------|------------------|-----|
| Course Setter | P. GRASIC | SLO |
| Number of Gates | 58 | |
| Turning Gates | 57 | |
| Start Time | 13:15 | |
| Forerunners | A - T. JITLOFF | USA |
| | B - T.J. LANNING | USA |
| | C - A. COLE | USA |

Number of Competitors: 31

| Start Order | Bib | FIS Code | Name | Year of Birth | Nation | 1st Run | Diff. | Rank | 2nd Run | Total | Ski |
|-------------|-----|----------|--------------------|---------------|--------|---------|-------|------|---------|-------|-----------|
| 1 | 31 | 50041 | WALCHHOFER Michael | 1975 | AUT | 50.03 | 2.79 | 31 | | | ATOMIC |
| 2 | 22 | 560371 | DRAGSIC Mitja | 1979 | SLO | 49.97 | 2.73 | 30 | | | VÖLKL |
| 3 | 41 | 191425 | TISSOT Stephane | 1979 | FRA | 49.96 | 2.72 | 29 | | | ROSSIGNOL |
| 4 | 40 | 190204 | GRAVIER Richard | 1974 | FRA | 49.93 | 2.69 | 27 | | | ROSSIGNOL |
| 5 | 64 | 101895 | ROY Jean-Philippe | 1979 | CAN | 49.93 | 2.69 | 27 | | | SALOMON |
| 6 | 46 | 421098 | NILSEN Andreas | 1980 | NOR | 49.86 | 2.62 | 26 | | | FISCHER |
| 7 | 29 | 560089 | MLEKUZ Rene | 1975 | SLO | 49.83 | 2.59 | 25 | | | VÖLKL |
| 8 | 35 | 421328 | SVINDAL Aksel Lund | 1982 | NOR | 49.81 | 2.57 | 24 | | | ATOMIC |
| 9 | 28 | 510577 | IMBODEN Urs | 1975 | SUI | 49.80 | 2.56 | 23 | | | VÖLKL |
| 10 | 15 | 191139 | VIDAL Jean-Pierre | 1977 | FRA | 49.68 | 2.44 | 21 | | | DYNASTAR |
| 11 | 36 | 500124 | HANSSON Martin | 1975 | SWE | 49.68 | 2.44 | 21 | | | HEAD |
| 12 | 39 | 50675 | ENGL Kurt | 1979 | AUT | 49.67 | 2.43 | 20 | | | HEAD |
| 13 | 23 | 190012 | AMIEZ Sebastien | 1972 | FRA | 49.65 | 2.41 | 19 | | | SALOMON |
| 14 | 24 | 532497 | ROTHROCK Tom | 1978 | USA | 49.60 | 2.36 | 18 | | | VÖLKL |
| 15 | 18 | 531557 | KNIGHT Chip | 1975 | USA | 49.33 | 2.09 | 17 | | | ELAN |
| 16 | 42 | 50707 | MATT Mario | 1979 | AUT | 49.32 | 2.08 | 16 | | | SALOMON |
| 17 | 16 | 50004 | ALBRECHT Kilian | 1973 | AUT | 49.28 | 2.04 | 15 | | | HEAD |
| 18 | 14 | 190915 | BOURREGAT Pierrick | 1976 | FRA | 49.24 | 2.00 | 14 | | | ROSSIGNOL |
| 19 | 6 | 420069 | BURAAS Hans-Petter | 1975 | NOR | 49.15 | 1.91 | 13 | | | ROSSIGNOL |
| 20 | 37 | 290732 | THALER Patrick | 1978 | ITA | 49.02 | 1.78 | 12 | | | FISCHER |



FIS SKI WORLD CUP
1st MEN'S SLALOM 2nd RUN
START LIST



Number of Competitors: 31

| Start Order | Bib | FIS Code | Name | Year of Birth | Nation | 1st Run | Diff. | Rank | 2nd Run | Total | Ski |
|-------------|-----|----------|----------------------|---------------|--------|---------|-------|------|---------|-------|---------|
| 21 | 17 | 301312 | SASAKI Akira | 1981 | JPN | 48.89 | 1.65 | 11 | _____ | _____ | SALOMON |
| 22 | 12 | 420148 | KARLSEN Truls Ove | 1975 | NOR | 48.79 | 1.55 | 10 | _____ | _____ | FISCHER |
| 23 | 26 | 500499 | BROLENIUS Johan | 1977 | SWE | 48.50 | 1.26 | 9 | _____ | _____ | HEAD |
| 24 | 13 | 420328 | STIANSEN Tom | 1970 | NOR | 48.32 | 1.08 | 8 | _____ | _____ | NORDICA |
| 25 | 9 | 290023 | BERGAMELLI Giancarlo | 1974 | ITA | 48.21 | 0.97 | 7 | _____ | _____ | VÖLKL |
| 26 | 11 | 510890 | ZURBRIGGEN Silvan | 1981 | SUI | 48.10 | 0.86 | 6 | _____ | _____ | FISCHER |
| 27 | 2 | 50624 | PRANGER Manfred | 1978 | AUT | 48.08 | 0.84 | 5 | _____ | _____ | VÖLKL |
| 28 | 3 | 290478 | ROCCA Giorgio | 1975 | ITA | 47.89 | 0.65 | 4 | _____ | _____ | NORDICA |
| 29 | 7 | 50625 | RAICH Benjamin | 1978 | AUT | 47.87 | 0.63 | 3 | _____ | _____ | ATOMIC |
| 30 | 4 | 180251 | PALANDER Kalle | 1977 | FIN | 47.24 | 0.00 | 1 | _____ | _____ | ATOMIC |
| 31 | 5 | 50547 | SCHOENFELDER Rainer | 1977 | AUT | 47.24 | 0.00 | 1 | _____ | _____ | FISCHER |



FIS SKI WORLD CUP
1st MEN'S SLALOM 2nd RUN
OFFICIAL RESULTS

**Jury**

TD FIS H. GROGL AUT
Referee G. HUJARA FIS
Chief of Race J. CLIFFORD USA

Technical Data

Course Name Upper Clementine
Start Altitude 2314 m
Finish Altitude 2117 m
Vertical Drop 197 m
Homologation Number 4200/73/94

Race Information 1st Run

Course Setter J. MOLLIE FRA
Number of Gates 60
Turning Gates 59
Start Time 10:00
Forerunners A - S. NYMAN USA
B - G. HARDY USA
C - J. TRANSUE USA

Race Information 2nd Run

Course Setter P. GRASIC SLO
Number of Gates 58
Turning Gates 57
Start Time 13:15
Forerunners A - T. JITLOFF USA
B - T.J. LANNING USA
C - A. COLE USA

Weather: Sunny **Snow:** Hard **Temperature – Start:** –8 °C **Finish:** –9 °C **F-factor:** 570

Number of Competitors: 71

| Rank | Bib | FIS Code | Name | Year of Birth | Nation | 1st Run | 2nd Run | Total | Diff. | Race Points | Ski |
|------|-----|----------|----------------------|---------------|--------|---------|---------|---------|-------|-------------|-----------|
| 1 | 4 | 180251 | PALANDER Kalle | 1977 | FIN | 47.24 | 48.67 | 1:35.91 | | 0.00 | ATOMIC |
| 2 | 5 | 50547 | SCHOENFELDER Rainer | 1977 | AUT | 47.24 | 48.69 | 1:35.93 | 0.02 | 0.12 | FISCHER |
| 3 | 2 | 50624 | PRANGER Manfred | 1978 | AUT | 48.08 | 48.52 | 1:36.60 | 0.69 | 4.10 | VÖLKL |
| 4 | 3 | 290478 | ROCCA Giorgio | 1975 | ITA | 47.89 | 49.12 | 1:37.01 | 1.10 | 6.54 | NORDICA |
| 5 | 9 | 290023 | BERGAMELLI Giancarlo | 1974 | ITA | 48.21 | 48.82 | 1:37.03 | 1.12 | 6.66 | VÖLKL |
| 6 | 26 | 500499 | BROLENIUS Johan | 1977 | SWE | 48.50 | 48.54 | 1:37.04 | 1.13 | 6.72 | HEAD |
| 7 | 11 | 510890 | ZURBRIGGEN Silvan | 1981 | SUI | 48.10 | 48.98 | 1:37.08 | 1.17 | 6.95 | FISCHER |
| 8 | 13 | 420328 | STIANSEN Tom | 1970 | NOR | 48.32 | 48.90 | 1:37.22 | 1.31 | 7.79 | NORDICA |
| 9 | 24 | 532497 | ROTHROCK Tom | 1978 | USA | 49.60 | 47.92 | 1:37.52 | 1.61 | 9.57 | VÖLKL |
| 9 | 14 | 190915 | BOURGEAT Pierrick | 1976 | FRA | 49.24 | 48.28 | 1:37.52 | 1.61 | 9.57 | ROSSIGNOL |
| 9 | 7 | 50625 | RAICH Benjamin | 1978 | AUT | 47.87 | 49.65 | 1:37.52 | 1.61 | 9.57 | ATOMIC |
| 12 | 17 | 301312 | SASAKI Akira | 1981 | JPN | 48.89 | 48.71 | 1:37.60 | 1.69 | 10.04 | SALOMON |
| 13 | 42 | 50707 | MATT Mario | 1979 | AUT | 49.32 | 48.35 | 1:37.67 | 1.76 | 10.46 | SALOMON |
| 14 | 12 | 420148 | KARLSEN Truls Ove | 1975 | NOR | 48.79 | 49.24 | 1:38.03 | 2.12 | 12.60 | FISCHER |
| 15 | 39 | 50675 | ENGL Kurt | 1979 | AUT | 49.67 | 48.41 | 1:38.08 | 2.17 | 12.90 | HEAD |
| 16 | 22 | 560371 | DRAGSIC Mitja | 1979 | SLO | 49.97 | 48.12 | 1:38.09 | 2.18 | 12.96 | VÖLKL |
| 17 | 18 | 531557 | KNIGHT Chip | 1975 | USA | 49.33 | 48.94 | 1:38.27 | 2.36 | 14.03 | ELAN |
| 18 | 40 | 190204 | GRAVIER Richard | 1974 | FRA | 49.93 | 48.37 | 1:38.30 | 2.39 | 14.20 | ROSSIGNOL |

#409 _____



FIS SKI WORLD CUP
1st MEN'S SLALOM 2nd RUN
OFFICIAL RESULTS



Number of Competitors: 71

| Rank | Bib | FIS Code | Name | Year of Birth | Nation | 1st Run | 2nd Run | Total | Diff. | Race Points | Ski |
|------|-----|----------|--------------------|---------------|--------|---------|---------|---------|-------|-------------|-----------|
| 19 | 36 | 500124 | HANSSON Martin | 1975 | SWE | 49.68 | 48.70 | 1:38.38 | 2.47 | 14.68 | HEAD |
| 20 | 41 | 191425 | TISSOT Stephane | 1979 | FRA | 49.96 | 48.57 | 1:38.53 | 2.62 | 15.57 | ROSSIGNOL |
| 21 | 16 | 50004 | ALBRECHT Kilian | 1973 | AUT | 49.28 | 49.28 | 1:38.56 | 2.65 | 15.75 | HEAD |
| 22 | 15 | 191139 | VIDAL Jean-Pierre | 1977 | FRA | 49.68 | 48.90 | 1:38.58 | 2.67 | 15.87 | DYNASTAR |
| 23 | 35 | 421328 | SVINDAL Aksel Lund | 1982 | NOR | 49.81 | 49.19 | 1:39.00 | 3.09 | 18.36 | ATOMIC |
| 24 | 28 | 510577 | IMBODEN Urs | 1975 | SUI | 49.80 | 49.26 | 1:39.06 | 3.15 | 18.72 | VÖLKL |
| 25 | 23 | 190012 | AMIEZ Sebastien | 1972 | FRA | 49.65 | 50.01 | 1:39.66 | 3.75 | 22.29 | SALOMON |

DID NOT QUALIFY FOR 2nd RUN: 24 competitors

| | | | | | | |
|----|--------|--------------------|------|-----|-------|-----------|
| 31 | 50041 | WALCHHOFER Michael | 1975 | AUT | 50.03 | ATOMIC |
| 21 | 50688 | MARINAC Martin | 1979 | AUT | 50.06 | VÖLKL |
| 8 | 50271 | SCHILCHEGGER Heinz | 1973 | AUT | 50.11 | ATOMIC |
| 43 | 201702 | NEUREUTHER Felix | 1984 | GER | 50.19 | ATOMIC |
| 32 | 420470 | KJUS Lasse | 1971 | NOR | 50.19 | DYNASTAR |
| 49 | 560033 | KOSIR Jure | 1972 | SLO | 50.39 | ROSSIGNOL |
| 47 | 560447 | SPORN Andrej | 1981 | SLO | 50.46 | ELAN |
| 33 | 220044 | BAXTER Alain | 1973 | GBR | 50.47 | HEAD |
| 57 | 510638 | CASANOVA Marco | 1976 | SUI | 50.49 | HEAD |
| 55 | 533142 | MARSHALL Jesse | 1980 | USA | 50.52 | VÖLKL |
| 48 | 200251 | VOGL Alois | 1972 | GER | 50.64 | VÖLKL |
| 27 | 560230 | GRUBELNIK Drago | 1976 | SLO | 50.73 | ROSSIGNOL |
| 20 | 500656 | LARSSON Markus | 1979 | SWE | 50.81 | ROSSIGNOL |
| 30 | 190510 | PAGE Kevin | 1975 | FRA | 51.13 | ROSSIGNOL |
| 52 | 191459 | LIZEROUX Julien | 1979 | FRA | 51.16 | DYNASTAR |
| 44 | 220083 | BAXTER Noel | 1981 | GBR | 51.18 | FISCHER |
| 51 | 40255 | BRAUER Jonathon | 1981 | AUS | 51.43 | HEAD |
| 60 | 350007 | GANAHL Markus | 1975 | LIE | 51.58 | NORDICA |
| 66 | 510993 | ALBRECHT Daniel | 1983 | SUI | 51.59 | NORDICA |
| 50 | 560355 | VALENCIC Mitja | 1978 | SLO | 51.69 | ROSSIGNOL |
| 58 | 30149 | SIMARI BIRKNER C. | 1980 | ARG | 51.70 | VÖLKL |
| 61 | 500678 | ROENMARK Per | 1979 | SWE | 51.79 | DYNASTAR |
| 54 | 421483 | JANSRUD Kjetil | 1985 | NOR | 52.33 | ATOMIC |
| 34 | 292491 | MOELGG Manfred | 1982 | ITA | 52.60 | FISCHER |

DID NOT START 1st RUN: 2 competitors

| | | | | | |
|----|--------|-------------------|------|-----|---------|
| 70 | 410188 | ROSS Michael | 1980 | NZE | FISCHER |
| 71 | 710223 | BECIRBEGOVIC Enis | 1976 | BIH | HEAD |

DID NOT FINISH 1st RUN: 14 competitors

| | | | | | |
|----|--------|--------------------|------|-----|-----------|
| 1 | 380260 | KOSTELIC Ivica | 1979 | CRO | SALOMON |
| 19 | 100115 | GRANDI Thomas | 1972 | CAN | ROSSIGNOL |
| 25 | 560154 | KUNC Mitja | 1971 | SLO | ELAN |
| 38 | 290982 | SCHMID Hannes Paul | 1980 | ITA | NORDICA |
| 45 | 180292 | LEINO Jukka | 1978 | FIN | FISCHER |
| 53 | 102239 | COUSINEAU Julien | 1981 | CAN | ATOMIC |
| 56 | 560406 | GORZA Ales | 1980 | SLO | ATOMIC |
| 59 | 180334 | AULANKO Juuso | 1979 | FIN | FISCHER |

#409 _____



FIS SKI WORLD CUP
1st MEN'S SLALOM 2nd RUN
OFFICIAL RESULTS



Number of Competitors: 71

| Rank | Bib | FIS Code | Name | Year of Birth | Nation | 1st Run | 2nd Run | Total | Diff. | Race Points | Ski |
|------|-----|----------|--------------------------|---------------|--------|---------|---------|-------|-------|-------------|-----------|
| | 62 | 200056 | ERTL Andreas | 1975 | GER | | | | | | ROSSIGNOL |
| | 63 | 292455 | FILL Peter | 1982 | ITA | | | | | | DYNASTAR |
| | 65 | 400015 | OOSTERBAAN Rogier | 1987 | NED | | | | | | FISCHER |
| | 67 | 534040 | COCHRAN James | 1981 | USA | | | | | | VÖLKL |
| | 68 | 90047 | GEORGIEV Stefan | 1977 | BUL | | | | | | ROSSIGNOL |
| | 69 | 102630 | ZORICIC Nick | 1983 | CAN | | | | | | ATOMIC |

DISQUALIFIED 1st RUN: 1 competitor

| | | | | | | | | | | | |
|--|----|--------|--------------------|------|-----|---------|--|--|--|--|-----------|
| | 10 | 532431 | MILLER Bode | 1977 | USA | Gate 52 | | | | | ROSSIGNOL |
|--|----|--------|--------------------|------|-----|---------|--|--|--|--|-----------|

DID NOT FINISH 2nd RUN: 5 competitors

| | | | | | | | | | | | |
|--|----|--------|---------------------------|------|-----|--|--|--|--|--|-----------|
| | 6 | 420069 | BURAAS Hans-Petter | 1975 | NOR | | | | | | ROSSIGNOL |
| | 29 | 560089 | MLEKUZ Rene | 1975 | SLO | | | | | | VÖLKL |
| | 37 | 290732 | THALER Patrick | 1978 | ITA | | | | | | FISCHER |
| | 46 | 421098 | NILSEN Andreas | 1980 | NOR | | | | | | FISCHER |
| | 64 | 101895 | ROY Jean-Philippe | 1979 | CAN | | | | | | SALOMON |

Technical Delegate:

H. GROGL (AUT) #409



FIS SKI WORLD CUP
1st MEN'S SLALOM
PENALTY CALCULATION



Best 10 at Finish

| Rank | Bib | FIS Code | Name | Nation | FIS Points | Best 5 | Race Points |
|------|-----|----------|----------------------|--------|------------|--------|-------------|
| 1 | 4 | 180251 | PALANDER Kalle | FIN | 0.00 | 0.00 | 0.00 |
| 2 | 5 | 50547 | SCHOENFELDER Rainer | AUT | 2.12 | 2.12 | 0.12 |
| 3 | 2 | 50624 | PRANGER Manfred | AUT | 2.54 | 2.54 | 4.10 |
| 4 | 3 | 290478 | ROCCA Giorgio | ITA | 1.88 | 1.88 | 6.54 |
| 5 | 9 | 290023 | BERGAMELLI Giancarlo | ITA | 4.84 | | |
| 6 | 26 | 500499 | BROLENIUS Johan | SWE | 5.97 | | |
| 7 | 11 | 510890 | ZURBRIGGEN Silvan | SUI | 4.59 | | |
| 8 | 13 | 420328 | STIANSEN Tom | NOR | 4.74 | | |
| 9 | 24 | 532497 | ROTHROCK Tom | USA | 5.78 | | |
| 9 | 14 | 190915 | BOURGEAT Pierrick | FRA | 4.52 | | |
| 9 | 7 | 50625 | RAICH Benjamin | AUT | 2.66 | 2.66 | 9.57 |

Best 5 FIS Points at Start

| Rank | Bib | FIS Code | Name | Nation | FIS Points |
|------|-----|----------|---------------------|--------|------------|
| 1 | 4 | 180251 | PALANDER Kalle | FIN | 0.00 |
| DNF | 1 | 380260 | KOSTELIC Ivica | CRO | 0.13 |
| 4 | 3 | 290478 | ROCCA Giorgio | ITA | 1.88 |
| 2 | 5 | 50547 | SCHOENFELDER Rainer | AUT | 2.12 |
| 3 | 2 | 50624 | PRANGER Manfred | AUT | 2.54 |

| | | |
|--|--------|-------|
| TOTALS: | | |
| FIS Points of Best 5 at Start (B) | 6.67 | |
| FIS Points of Best at Finish in Top 10 (A) | | 9.20 |
| Race Points of Corresponding Competitors (C) | | 20.33 |
| Calculated Penalty (A+B-C) : 10 => | -0.446 | |
| Rounded | -0.45 | |
| Category Adder | 0.00 | |
| Correction Value (Z) | -2.35 | |
| Calculated Penalty | 1.90 | |
| Penalty Applied | 0.00 | |

#409 _____



FIS SKI WORLD CUP
1st MEN'S SLALOM 2nd RUN
PERFORMANCE ANALYSIS 1



Number of Competitors: 25

| Rank | Bib | Name | Nation | Positions | | | Partials | | | Difference | |
|--------|-----|----------------------|--------|-----------|---------|-------|----------|---------|-------|------------|------|
| | | | | Pos. | Time | Rank | Pos. | Time | Rank | Time | |
| 1 | 4 | PALANDER Kalle | FIN | Run1: | Int1: | 22.86 | (1) | I1-Fin: | 24.38 | (2) | 0.00 |
| | | | | | Fin: | 47.24 | (1) | | | | 0.00 |
| | | | | Run2: | Int1: | 22.96 | (7) | I1-Fin: | 25.71 | (16) | 0.34 |
| | | | | | Fin: | 48.67 | (10) | | | | 0.75 |
| Total: | | | | Int1: | 1:10.20 | (1) | | | 0.00 | | |
| | | | | Fin: | 1:35.91 | (1) | | | 0.00 | | |
| 2 | 5 | SCHOENFELDER Rainer | AUT | Run1: | Int1: | 23.06 | (2) | I1-Fin: | 24.18 | (1) | 0.20 |
| | | | | | Fin: | 47.24 | (1) | | | | 0.00 |
| | | | | Run2: | Int1: | 23.31 | (19) | I1-Fin: | 25.38 | (6) | 0.69 |
| | | | | | Fin: | 48.69 | (11) | | | | 0.77 |
| Total: | | | | Int1: | 1:10.55 | (2) | | | 0.35 | | |
| | | | | Fin: | 1:35.93 | (2) | | | 0.02 | | |
| 3 | 2 | PRANGER Manfred | AUT | Run1: | Int1: | 23.27 | (6) | I1-Fin: | 24.81 | (7) | 0.41 |
| | | | | | Fin: | 48.08 | (5) | | | | 0.84 |
| | | | | Run2: | Int1: | 23.12 | (12) | I1-Fin: | 25.40 | (8) | 0.50 |
| | | | | | Fin: | 48.52 | (7) | | | | 0.60 |
| Total: | | | | Int1: | 1:11.20 | (4) | | | 1.00 | | |
| | | | | Fin: | 1:36.60 | (3) | | | 0.69 | | |
| 4 | 3 | ROCCA Giorgio | ITA | Run1: | Int1: | 23.08 | (3) | I1-Fin: | 24.81 | (7) | 0.22 |
| | | | | | Fin: | 47.89 | (4) | | | | 0.65 |
| | | | | Run2: | Int1: | 23.46 | (22) | I1-Fin: | 25.66 | (13) | 0.84 |
| | | | | | Fin: | 49.12 | (19) | | | | 1.20 |
| Total: | | | | Int1: | 1:11.35 | (6) | | | 1.15 | | |
| | | | | Fin: | 1:37.01 | (4) | | | 1.10 | | |
| 5 | 9 | BERGAMELLI Giancarlo | ITA | Run1: | Int1: | 23.08 | (3) | I1-Fin: | 25.13 | (14) | 0.22 |
| | | | | | Fin: | 48.21 | (7) | | | | 0.97 |
| | | | | Run2: | Int1: | 22.87 | (3) | I1-Fin: | 25.95 | (20) | 0.25 |
| | | | | | Fin: | 48.82 | (14) | | | | 0.90 |
| Total: | | | | Int1: | 1:11.08 | (3) | | | 0.88 | | |
| | | | | Fin: | 1:37.03 | (5) | | | 1.12 | | |
| 6 | 26 | BROLENIUS Johan | SWE | Run1: | Int1: | 23.47 | (8) | I1-Fin: | 25.03 | (11) | 0.61 |
| | | | | | Fin: | 48.50 | (9) | | | | 1.26 |
| | | | | Run2: | Int1: | 22.93 | (5) | I1-Fin: | 25.61 | (12) | 0.31 |
| | | | | | Fin: | 48.54 | (8) | | | | 0.62 |
| Total: | | | | Int1: | 1:11.43 | (7) | | | 1.23 | | |
| | | | | Fin: | 1:37.04 | (6) | | | 1.13 | | |



FIS SKI WORLD CUP
1st MEN'S SLALOM 2nd RUN
PERFORMANCE ANALYSIS 1



Number of Competitors: 25

| Rank | Bib | Name | Nation | Positions | | | Partials | | | Difference |
|--------|-----|-------------------|--------|--------------------|------------------|------|----------|------------|------|------------|
| | | | | Pos. | Time | Rank | Pos. | Time | Rank | Time |
| 7 | 11 | ZURBRIGGEN Silvan | SUI | Run1: | Int1: 23.42 (7) | | I1-Fin: | 24.68 (4) | 0.56 | |
| | | | | | Fin: 48.10 (6) | | | | 0.86 | |
| | | | | Run2: | Int1: 23.49 (23) | | I1-Fin: | 25.49 (9) | 0.87 | |
| | | | | | Fin: 48.98 (18) | | | | 1.06 | |
| Total: | | | | Int1: 1:11.59 (8) | | | | 1.39 | | |
| | | | | Fin: 1:37.08 (7) | | | | 1.17 | | |
| 8 | 13 | STIANSEN Tom | NOR | Run1: | Int1: 23.83 (9) | | I1-Fin: | 24.49 (3) | 0.97 | |
| | | | | | Fin: 48.32 (8) | | | | 1.08 | |
| | | | | Run2: | Int1: 23.30 (18) | | I1-Fin: | 25.60 (11) | 0.68 | |
| | | | | | Fin: 48.90 (15) | | | | 0.98 | |
| Total: | | | | Int1: 1:11.62 (9) | | | | 1.42 | | |
| | | | | Fin: 1:37.22 (8) | | | | 1.31 | | |
| 9 | 24 | ROTHROCK Tom | USA | Run1: | Int1: 24.35 (18) | | I1-Fin: | 25.25 (18) | 1.49 | |
| | | | | | Fin: 49.60 (16) | | | | 2.36 | |
| | | | | Run2: | Int1: 22.68 (2) | | I1-Fin: | 25.24 (2) | 0.06 | |
| | | | | | Fin: 47.92 (1) | | | | 0.00 | |
| Total: | | | | Int1: 1:12.28 (13) | | | | 2.08 | | |
| | | | | Fin: 1:37.52 (9) | | | | 1.61 | | |
| 9 | 14 | BOURGEAT Pierrick | FRA | Run1: | Int1: 23.88 (11) | | I1-Fin: | 25.36 (23) | 1.02 | |
| | | | | | Fin: 49.24 (12) | | | | 2.00 | |
| | | | | Run2: | Int1: 22.62 (1) | | I1-Fin: | 25.66 (13) | 0.00 | |
| | | | | | Fin: 48.28 (3) | | | | 0.36 | |
| Total: | | | | Int1: 1:11.86 (11) | | | | 1.66 | | |
| | | | | Fin: 1:37.52 (9) | | | | 1.61 | | |
| 9 | 7 | RAICH Benjamin | AUT | Run1: | Int1: 23.09 (5) | | I1-Fin: | 24.78 (5) | 0.23 | |
| | | | | | Fin: 47.87 (3) | | | | 0.63 | |
| | | | | Run2: | Int1: 23.43 (21) | | I1-Fin: | 26.22 (24) | 0.81 | |
| | | | | | Fin: 49.65 (24) | | | | 1.73 | |
| Total: | | | | Int1: 1:11.30 (5) | | | | 1.10 | | |
| | | | | Fin: 1:37.52 (9) | | | | 1.61 | | |
| 12 | 17 | SASAKI Akira | JPN | Run1: | Int1: 24.11 (14) | | I1-Fin: | 24.78 (5) | 1.25 | |
| | | | | | Fin: 48.89 (11) | | | | 1.65 | |
| | | | | Run2: | Int1: 22.95 (6) | | I1-Fin: | 25.76 (18) | 0.33 | |
| | | | | | Fin: 48.71 (13) | | | | 0.79 | |
| Total: | | | | Int1: 1:11.84 (10) | | | | 1.64 | | |
| | | | | Fin: 1:37.60 (12) | | | | 1.69 | | |
| 13 | 42 | MATT Mario | AUT | Run1: | Int1: 24.09 (12) | | I1-Fin: | 25.23 (17) | 1.23 | |
| | | | | | Fin: 49.32 (14) | | | | 2.08 | |
| | | | | Run2: | Int1: 22.98 (8) | | I1-Fin: | 25.37 (5) | 0.36 | |
| | | | | | Fin: 48.35 (4) | | | | 0.43 | |
| Total: | | | | Int1: 1:12.30 (14) | | | | 2.10 | | |
| | | | | Fin: 1:37.67 (13) | | | | 1.76 | | |
| 14 | 12 | KARLSEN Truls Ove | NOR | Run1: | Int1: 23.87 (10) | | I1-Fin: | 24.92 (10) | 1.01 | |
| | | | | | Fin: 48.79 (10) | | | | 1.55 | |
| | | | | Run2: | Int1: 23.21 (15) | | I1-Fin: | 26.03 (23) | 0.59 | |
| | | | | | Fin: 49.24 (21) | | | | 1.32 | |
| Total: | | | | Int1: 1:12.00 (12) | | | | 1.80 | | |
| | | | | Fin: 1:38.03 (14) | | | | 2.12 | | |



FIS SKI WORLD CUP
1st MEN'S SLALOM 2nd RUN
PERFORMANCE ANALYSIS 1



Number of Competitors: 25

| Rank | Bib | Name | Nation | Positions | | | Partials | | | Difference |
|--------|--------------|-------------------|--------|-----------|------------|------------|----------|------------|------|------------|
| | | | | Pos. | Time | Rank | Pos. | Time | Rank | Time |
| 15 | 39 | ENGL Kurt | AUT | Run1: | Int1: | 24.51 (21) | I1-Fin: | 25.16 (15) | 1.65 | |
| | | | | Fin: | 49.67 (18) | 2.43 | | | | |
| | | | | Run2: | Int1: | 23.10 (11) | I1-Fin: | 25.31 (3) | 0.48 | |
| | | | | Fin: | 48.41 (6) | 0.49 | | | | |
| Total: | Int1: | 1:12.77 (18) | | | 2.57 | | | | | |
| Fin: | 1:38.08 (15) | | | 2.17 | | | | | | |
| 16 | 22 | DRAGSIC Mitja | SLO | Run1: | Int1: | 24.72 (24) | I1-Fin: | 25.25 (18) | 1.86 | |
| | | | | Fin: | 49.97 (25) | 2.73 | | | | |
| | | | | Run2: | Int1: | 22.92 (4) | I1-Fin: | 25.20 (1) | 0.30 | |
| | | | | Fin: | 48.12 (2) | 0.20 | | | | |
| Total: | Int1: | 1:12.89 (20) | | | 2.69 | | | | | |
| Fin: | 1:38.09 (16) | | | 2.18 | | | | | | |
| 17 | 18 | KNIGHT Chip | USA | Run1: | Int1: | 24.21 (15) | I1-Fin: | 25.12 (12) | 1.35 | |
| | | | | Fin: | 49.33 (15) | 2.09 | | | | |
| | | | | Run2: | Int1: | 23.20 (14) | I1-Fin: | 25.74 (17) | 0.58 | |
| | | | | Fin: | 48.94 (17) | 1.02 | | | | |
| Total: | Int1: | 1:12.53 (15) | | | 2.33 | | | | | |
| Fin: | 1:38.27 (17) | | | 2.36 | | | | | | |
| 18 | 40 | GRAVIER Richard | FRA | Run1: | Int1: | 24.62 (23) | I1-Fin: | 25.31 (21) | 1.76 | |
| | | | | Fin: | 49.93 (23) | 2.69 | | | | |
| | | | | Run2: | Int1: | 22.99 (9) | I1-Fin: | 25.38 (6) | 0.37 | |
| | | | | Fin: | 48.37 (5) | 0.45 | | | | |
| Total: | Int1: | 1:12.92 (21) | | | 2.72 | | | | | |
| Fin: | 1:38.30 (18) | | | 2.39 | | | | | | |
| 19 | 36 | HANSSON Martin | SWE | Run1: | Int1: | 24.41 (19) | I1-Fin: | 25.27 (20) | 1.55 | |
| | | | | Fin: | 49.68 (19) | 2.44 | | | | |
| | | | | Run2: | Int1: | 23.04 (10) | I1-Fin: | 25.66 (13) | 0.42 | |
| | | | | Fin: | 48.70 (12) | 0.78 | | | | |
| Total: | Int1: | 1:12.72 (17) | | | 2.52 | | | | | |
| Fin: | 1:38.38 (19) | | | 2.47 | | | | | | |
| 20 | 41 | TISSOT Stephane | FRA | Run1: | Int1: | 24.49 (20) | I1-Fin: | 25.47 (24) | 1.63 | |
| | | | | Fin: | 49.96 (24) | 2.72 | | | | |
| | | | | Run2: | Int1: | 23.22 (16) | I1-Fin: | 25.35 (4) | 0.60 | |
| | | | | Fin: | 48.57 (9) | 0.65 | | | | |
| Total: | Int1: | 1:13.18 (24) | | | 2.98 | | | | | |
| Fin: | 1:38.53 (20) | | | 2.62 | | | | | | |
| 21 | 16 | ALBRECHT Kilian | AUT | Run1: | Int1: | 24.10 (13) | I1-Fin: | 25.18 (16) | 1.24 | |
| | | | | Fin: | 49.28 (13) | 2.04 | | | | |
| | | | | Run2: | Int1: | 23.33 (20) | I1-Fin: | 25.95 (20) | 0.71 | |
| | | | | Fin: | 49.28 (23) | 1.36 | | | | |
| Total: | Int1: | 1:12.61 (16) | | | 2.41 | | | | | |
| Fin: | 1:38.56 (21) | | | 2.65 | | | | | | |
| 22 | 15 | VIDAL Jean-Pierre | FRA | Run1: | Int1: | 24.56 (22) | I1-Fin: | 25.12 (12) | 1.70 | |
| | | | | Fin: | 49.68 (19) | 2.44 | | | | |
| | | | | Run2: | Int1: | 23.13 (13) | I1-Fin: | 25.77 (19) | 0.51 | |
| | | | | Fin: | 48.90 (15) | 0.98 | | | | |
| Total: | Int1: | 1:12.81 (19) | | | 2.61 | | | | | |
| Fin: | 1:38.58 (22) | | | 2.67 | | | | | | |



FIS SKI WORLD CUP
1st MEN'S SLALOM 2nd RUN
PERFORMANCE ANALYSIS 1



Number of Competitors: 25

| Rank | Bib | Name | Nation | Positions | | | Partials | | | Difference |
|------|-----|--------------------|--------|-----------|-------|--------------|----------|------------|------|------------|
| | | | | Pos. | Time | Rank | Pos. | Time | Rank | Time |
| 23 | 35 | SVINDAL Aksel Lund | NOR | Run1: | Int1: | 24.26 (16) | I1-Fin: | 25.55 (25) | 1.40 | |
| | | | | | Fin: | 49.81 (22) | | | | 2.57 |
| | | | | Run2: | Int1: | 23.24 (17) | I1-Fin: | 25.95 (20) | 0.62 | |
| | | | | | Fin: | 49.19 (20) | | | | 1.27 |
| | | | | Total: | Int1: | 1:13.05 (22) | | | 2.85 | |
| | | | | | Fin: | 1:39.00 (23) | | | 3.09 | |
| 24 | 28 | IMBODEN Urs | SUI | Run1: | Int1: | 24.93 (25) | I1-Fin: | 24.87 (9) | 2.07 | |
| | | | | | Fin: | 49.80 (21) | | | | 2.56 |
| | | | | Run2: | Int1: | 23.69 (25) | I1-Fin: | 25.57 (10) | 1.07 | |
| | | | | | Fin: | 49.26 (22) | | | | 1.34 |
| | | | | Total: | Int1: | 1:13.49 (25) | | | 3.29 | |
| | | | | | Fin: | 1:39.06 (24) | | | 3.15 | |
| 25 | 23 | AMIEZ Sebastien | FRA | Run1: | Int1: | 24.32 (17) | I1-Fin: | 25.33 (22) | 1.46 | |
| | | | | | Fin: | 49.65 (17) | | | | 2.41 |
| | | | | Run2: | Int1: | 23.50 (24) | I1-Fin: | 26.51 (25) | 0.88 | |
| | | | | | Fin: | 50.01 (25) | | | | 2.09 |
| | | | | Total: | Int1: | 1:13.15 (23) | | | 2.95 | |
| | | | | | Fin: | 1:39.66 (25) | | | 3.75 | |

LEGEND

Pos Intermediate or Speed Position **Int1:** Intermediate 1 **Run2** Second Run **Run1** First Run **Fin:** Finish
Total First + Second Run



FIS SKI WORLD CUP
1st MEN'S SLALOM 2nd RUN
PERFORMANCE ANALYSIS 2



Number of Competitors: 71

| Bib | Name | Nation | Positions | | | Partials | | | Difference |
|-----|---------------------|--------|-----------|---------------------------------------|------|--------------------|------|--------------|------------|
| | | | Pos. | Time | Rank | Pos. | Time | Rank | Time |
| 1 | KOSTELIC Ivica | CRO | Run1: | Int1: 23.35 (7) Fin: DNF | | I1-Fin: | | 0.49 | |
| | | | Run2: | Int1: Fin: DNF | | I1-Fin: | | | |
| | | | Total: | Int1: Fin: DNF | | | | | |
| 2 | PRANGER Manfred | AUT | Run1: | Int1: 23.27 (6) Fin: 48.08 (5) | | I1-Fin: 24.81 (7) | | 0.41 0.84 | |
| | | | Run2: | Int1: 23.12 (13) Fin: 48.52 (7) | | I1-Fin: 25.40 (8) | | 0.50 0.60 | |
| | | | Total: | Int1: 1:11.20 (4) Fin: 1:36.60 (3) | | | | 1.00 0.69 | |
| 3 | ROCCA Giorgio | ITA | Run1: | Int1: 23.08 (3) Fin: 47.89 (4) | | I1-Fin: 24.81 (7) | | 0.22 0.65 | |
| | | | Run2: | Int1: 23.46 (23) Fin: 49.12 (19) | | I1-Fin: 25.66 (13) | | 0.84 1.20 | |
| | | | Total: | Int1: 1:11.35 (6) Fin: 1:37.01 (4) | | | | 1.15 1.10 | |
| 4 | PALANDER Kalle | FIN | Run1: | Int1: 22.86 (1) Fin: 47.24 (1) | | I1-Fin: 24.38 (2) | | 0.00 0.00 | |
| | | | Run2: | Int1: 22.96 (7) Fin: 48.67 (10) | | I1-Fin: 25.71 (16) | | 0.34 0.75 | |
| | | | Total: | Int1: 1:10.20 (1) Fin: 1:35.91 (1) | | | | 0.00 0.00 | |
| 5 | SCHOENFELDER Rainer | AUT | Run1: | Int1: 23.06 (2) Fin: 47.24 (1) | | I1-Fin: 24.18 (1) | | 0.20 0.00 | |
| | | | Run2: | Int1: 23.31 (20) Fin: 48.69 (11) | | I1-Fin: 25.38 (6) | | 0.69 0.77 | |
| | | | Total: | Int1: 1:10.55 (2) Fin: 1:35.93 (2) | | | | 0.35 0.02 | |
| 6 | BURAAS Hans-Petter | NOR | Run1: | Int1: 24.23 (21) Fin: 49.15 (13) | | I1-Fin: 24.92 (10) | | 1.37 1.91 | |
| | | | Run2: | Int1: Fin: DNF | | I1-Fin: | | | |
| | | | Total: | Int1: Fin: DNF | | | | | |



FIS SKI WORLD CUP
1st MEN'S SLALOM 2nd RUN
PERFORMANCE ANALYSIS 2



Number of Competitors: 71

| Bib | Name | Nation | Positions | | | Partials | | | Difference | |
|-----|----------------------|---------|-----------|-------|---------|----------|---------|-------|------------|------|
| | | | Pos. | Time | Rank | Pos. | Time | Rank | Time | |
| 7 | RAICH Benjamin | AUT | Run1: | Int1: | 23.09 | (5) | I1-Fin: | 24.78 | (5) | 0.23 |
| | | | | Fin: | 47.87 | (3) | | | | 0.63 |
| | | | Run2: | Int1: | 23.43 | (22) | I1-Fin: | 26.22 | (24) | 0.81 |
| | | | | Fin: | 49.65 | (24) | | | | 1.73 |
| | | | Total: | Int1: | 1:11.30 | (5) | | | 1.10 | |
| | Fin: | 1:37.52 | (9) | | | 1.61 | | | | |
| 8 | SCHILCHEGGER Heinz | AUT | Run1: | Int1: | 24.77 | (37) | I1-Fin: | 25.34 | (29) | 1.91 |
| | | | | Fin: | 50.11 | (33) | | | | 2.87 |
| | | | Run2: | Int1: | | | I1-Fin: | | | |
| | | | | Fin: | DNQ | | | | | |
| | | | Total: | Int1: | | | | | | |
| | Fin: | DNQ | | | | | | | | |
| 9 | BERGAMELLI Giancarlo | ITA | Run1: | Int1: | 23.08 | (3) | I1-Fin: | 25.13 | (16) | 0.22 |
| | | | | Fin: | 48.21 | (7) | | | | 0.97 |
| | | | Run2: | Int1: | 22.87 | (3) | I1-Fin: | 25.95 | (20) | 0.25 |
| | | | | Fin: | 48.82 | (14) | | | | 0.90 |
| | | | Total: | Int1: | 1:11.08 | (3) | | | 0.88 | |
| | Fin: | 1:37.03 | (5) | | | 1.12 | | | | |
| 10 | MILLER Bode | USA | Run1: | Int1: | 23.46 | (9) | I1-Fin: | 36.26 | (55) | 0.60 |
| | | | | Fin: | DQ | | | | | |
| | | | Run2: | Int1: | | | I1-Fin: | | | |
| | | | | Fin: | DQ | | | | | |
| | | | Total: | Int1: | | | | | | |
| | Fin: | DQ | | | | | | | | |
| 11 | ZURBRIGGEN Silvan | SUI | Run1: | Int1: | 23.42 | (8) | I1-Fin: | 24.68 | (4) | 0.56 |
| | | | | Fin: | 48.10 | (6) | | | | 0.86 |
| | | | Run2: | Int1: | 23.49 | (24) | I1-Fin: | 25.49 | (9) | 0.87 |
| | | | | Fin: | 48.98 | (18) | | | | 1.06 |
| | | | Total: | Int1: | 1:11.59 | (8) | | | 1.39 | |
| | Fin: | 1:37.08 | (7) | | | 1.17 | | | | |
| 12 | KARLSEN Truls Ove | NOR | Run1: | Int1: | 23.87 | (13) | I1-Fin: | 24.92 | (10) | 1.01 |
| | | | | Fin: | 48.79 | (10) | | | | 1.55 |
| | | | Run2: | Int1: | 23.21 | (16) | I1-Fin: | 26.03 | (23) | 0.59 |
| | | | | Fin: | 49.24 | (21) | | | | 1.32 |
| | | | Total: | Int1: | 1:12.00 | (12) | | | 1.80 | |
| | Fin: | 1:38.03 | (14) | | | 2.12 | | | | |
| 13 | STIANSEN Tom | NOR | Run1: | Int1: | 23.83 | (12) | I1-Fin: | 24.49 | (3) | 0.97 |
| | | | | Fin: | 48.32 | (8) | | | | 1.08 |
| | | | Run2: | Int1: | 23.30 | (19) | I1-Fin: | 25.60 | (11) | 0.68 |
| | | | | Fin: | 48.90 | (15) | | | | 0.98 |
| | | | Total: | Int1: | 1:11.62 | (9) | | | 1.42 | |
| | Fin: | 1:37.22 | (8) | | | 1.31 | | | | |
| 14 | BOURGEAT Pierrick | FRA | Run1: | Int1: | 23.88 | (14) | I1-Fin: | 25.36 | (30) | 1.02 |
| | | | | Fin: | 49.24 | (14) | | | | 2.00 |
| | | | Run2: | Int1: | 22.62 | (1) | I1-Fin: | 25.66 | (13) | 0.00 |
| | | | | Fin: | 48.28 | (3) | | | | 0.36 |
| | | | Total: | Int1: | 1:11.86 | (11) | | | 1.66 | |
| | Fin: | 1:37.52 | (9) | | | 1.61 | | | | |



FIS SKI WORLD CUP
1st MEN'S SLALOM 2nd RUN
PERFORMANCE ANALYSIS 2



Number of Competitors: 71

| Bib | Name | Nation | Positions | | | Partials | | | Difference |
|---------------|-------------------|--------|--------------------|------------------|------|----------|------------|------|------------|
| | | | Pos. | Time | Rank | Pos. | Time | Rank | Time |
| 15 | VIDAL Jean-Pierre | FRA | Run1: | Int1: 24.56 (29) | | I1-Fin: | 25.12 (14) | 1.70 | |
| | | | | Fin: 49.68 (21) | | | | 2.44 | |
| | | | Run2: | Int1: 23.13 (14) | | I1-Fin: | 25.77 (19) | 0.51 | |
| | | | | Fin: 48.90 (15) | | | | 0.98 | |
| Total: | | | Int1: 1:12.81 (19) | | | | 2.61 | | |
| | | | Fin: 1:38.58 (22) | | | | 2.67 | | |
| 16 | ALBRECHT Kilian | AUT | Run1: | Int1: 24.10 (16) | | I1-Fin: | 25.18 (18) | 1.24 | |
| | | | | Fin: 49.28 (15) | | | | 2.04 | |
| | | | Run2: | Int1: 23.33 (21) | | I1-Fin: | 25.95 (20) | 0.71 | |
| | | | | Fin: 49.28 (23) | | | | 1.36 | |
| Total: | | | Int1: 1:12.61 (16) | | | | 2.41 | | |
| | | | Fin: 1:38.56 (21) | | | | 2.65 | | |
| 17 | SASAKI Akira | JPN | Run1: | Int1: 24.11 (17) | | I1-Fin: | 24.78 (5) | 1.25 | |
| | | | | Fin: 48.89 (11) | | | | 1.65 | |
| | | | Run2: | Int1: 22.95 (6) | | I1-Fin: | 25.76 (18) | 0.33 | |
| | | | | Fin: 48.71 (13) | | | | 0.79 | |
| Total: | | | Int1: 1:11.84 (10) | | | | 1.64 | | |
| | | | Fin: 1:37.60 (12) | | | | 1.69 | | |
| 18 | KNIGHT Chip | USA | Run1: | Int1: 24.21 (20) | | I1-Fin: | 25.12 (14) | 1.35 | |
| | | | | Fin: 49.33 (17) | | | | 2.09 | |
| | | | Run2: | Int1: 23.20 (15) | | I1-Fin: | 25.74 (17) | 0.58 | |
| | | | | Fin: 48.94 (17) | | | | 1.02 | |
| Total: | | | Int1: 1:12.53 (15) | | | | 2.33 | | |
| | | | Fin: 1:38.27 (17) | | | | 2.36 | | |
| 19 | GRANDI Thomas | CAN | Run1: | Int1: 24.91 (42) | | I1-Fin: | | 2.05 | |
| | | | | Fin: DNF | | | | | |
| | | | Run2: | Int1: DNF | | I1-Fin: | | | |
| | | | | Fin: DNF | | | | | |
| Total: | | | Int1: DNF | | | | | | |
| | | | Fin: DNF | | | | | | |
| 20 | LARSSON Markus | SWE | Run1: | Int1: 25.31 (55) | | I1-Fin: | 25.50 (33) | 2.45 | |
| | | | | Fin: 50.81 (43) | | | | 3.57 | |
| | | | Run2: | Int1: DNF | | I1-Fin: | | | |
| | | | | Fin: DNF | | | | | |
| Total: | | | Int1: DNF | | | | | | |
| | | | Fin: DNF | | | | | | |
| 21 | MARINAC Martin | AUT | Run1: | Int1: 24.14 (18) | | I1-Fin: | 25.92 (45) | 1.28 | |
| | | | | Fin: 50.06 (32) | | | | 2.82 | |
| | | | Run2: | Int1: DNF | | I1-Fin: | | | |
| | | | | Fin: DNF | | | | | |
| Total: | | | Int1: DNF | | | | | | |
| | | | Fin: DNF | | | | | | |
| 22 | DRAGSIC Mitja | SLO | Run1: | Int1: 24.72 (34) | | I1-Fin: | 25.25 (23) | 1.86 | |
| | | | | Fin: 49.97 (30) | | | | 2.73 | |
| | | | Run2: | Int1: 22.92 (4) | | I1-Fin: | 25.20 (1) | 0.30 | |
| | | | | Fin: 48.12 (2) | | | | 0.20 | |
| Total: | | | Int1: 1:12.89 (21) | | | | 2.69 | | |
| | | | Fin: 1:38.09 (16) | | | | 2.18 | | |



FIS SKI WORLD CUP
1st MEN'S SLALOM 2nd RUN
PERFORMANCE ANALYSIS 2



Number of Competitors: 71

| Bib | Name | Nation | Positions | | | Partials | | | Difference | |
|--------|-----------------|---------|-----------|-------|-------|----------|---------|-------|------------|------|
| | | | Pos. | Time | Rank | Pos. | Time | Rank | Time | |
| 23 | AMIEZ Sebastien | FRA | Run1: | Int1: | 24.32 | (24) | I1-Fin: | 25.33 | (28) | 1.46 |
| | | | | Fin: | 49.65 | (19) | | | | 2.41 |
| | | | Run2: | Int1: | 23.50 | (25) | I1-Fin: | 26.51 | (25) | 0.88 |
| | | | | Fin: | 50.01 | (25) | | | | 2.09 |
| Total: | Int1: | 1:13.15 | (24) | | | | 2.95 | | | |
| | | Fin: | 1:39.66 | (25) | | | | 3.75 | | |
| 24 | ROTHROCK Tom | USA | Run1: | Int1: | 24.35 | (25) | I1-Fin: | 25.25 | (23) | 1.49 |
| | | | | Fin: | 49.60 | (18) | | | | 2.36 |
| | | | Run2: | Int1: | 22.68 | (2) | I1-Fin: | 25.24 | (2) | 0.06 |
| | | | | Fin: | 47.92 | (1) | | | | 0.00 |
| Total: | Int1: | 1:12.28 | (13) | | | | 2.08 | | | |
| | | Fin: | 1:37.52 | (9) | | | | 1.61 | | |
| 25 | KUNC Mitja | SLO | Run1: | Int1: | | | I1-Fin: | | | |
| | | | | Fin: | DNF | | | | | |
| | | | Run2: | Int1: | | | I1-Fin: | | | |
| | | | | Fin: | DNF | | | | | |
| Total: | Int1: | | | | | | | | | |
| | | Fin: | DNF | | | | | | | |
| 26 | BROLENIUS Johan | SWE | Run1: | Int1: | 23.47 | (10) | I1-Fin: | 25.03 | (13) | 0.61 |
| | | | | Fin: | 48.50 | (9) | | | | 1.26 |
| | | | Run2: | Int1: | 22.93 | (5) | I1-Fin: | 25.61 | (12) | 0.31 |
| | | | | Fin: | 48.54 | (8) | | | | 0.62 |
| Total: | Int1: | 1:11.43 | (7) | | | | 1.23 | | | |
| | | Fin: | 1:37.04 | (6) | | | | 1.13 | | |
| 27 | GRUBELNIK Drago | SLO | Run1: | Int1: | 24.72 | (34) | I1-Fin: | 26.01 | (48) | 1.86 |
| | | | | Fin: | 50.73 | (42) | | | | 3.49 |
| | | | Run2: | Int1: | | | I1-Fin: | | | |
| | | | | Fin: | DNQ | | | | | |
| Total: | Int1: | | | | | | | | | |
| | | Fin: | DNQ | | | | | | | |
| 28 | IMBODEN Urs | SUI | Run1: | Int1: | 24.93 | (44) | I1-Fin: | 24.87 | (9) | 2.07 |
| | | | | Fin: | 49.80 | (23) | | | | 2.56 |
| | | | Run2: | Int1: | 23.69 | (26) | I1-Fin: | 25.57 | (10) | 1.07 |
| | | | | Fin: | 49.26 | (22) | | | | 1.34 |
| Total: | Int1: | 1:13.49 | (26) | | | | 3.29 | | | |
| | | Fin: | 1:39.06 | (24) | | | | 3.15 | | |
| 29 | MLEKUZ Rene | SLO | Run1: | Int1: | 24.19 | (19) | I1-Fin: | 25.64 | (40) | 1.33 |
| | | | | Fin: | 49.83 | (25) | | | | 2.59 |
| | | | Run2: | Int1: | 23.01 | (10) | I1-Fin: | | | 0.39 |
| | | | | Fin: | DNF | | | | | |
| Total: | Int1: | | | | | | | | | |
| | | Fin: | DNF | | | | | | | |
| 30 | PAGE Kevin | FRA | Run1: | Int1: | 24.94 | (45) | I1-Fin: | 26.19 | (50) | 2.08 |
| | | | | Fin: | 51.13 | (44) | | | | 3.89 |
| | | | Run2: | Int1: | | | I1-Fin: | | | |
| | | | | Fin: | DNQ | | | | | |
| Total: | Int1: | | | | | | | | | |
| | | Fin: | DNQ | | | | | | | |



FIS SKI WORLD CUP
1st MEN'S SLALOM 2nd RUN
PERFORMANCE ANALYSIS 2



Number of Competitors: 71

| Bib | Name | Nation | Positions | | | Partials | | | Difference | |
|--------|---------------------------|--------|-----------|---------|-------|----------|---------|-------|------------|------|
| | | | Pos. | Time | Rank | Pos. | Time | Rank | Time | |
| 31 | WALCHHOFER Michael | AUT | Run1: | Int1: | 24.80 | (38) | I1-Fin: | 25.23 | (20) | 1.94 |
| | | | | Fin: | 50.03 | (31) | | | | 2.79 |
| | | | Run2: | Int1: | | | I1-Fin: | | | |
| | | | | Fin: | DNQ | | | | | |
| Total: | | | Int1: | | | | | | | |
| | | | Fin: | DNQ | | | | | | |
| 32 | KJUS Lasse | NOR | Run1: | Int1: | 24.87 | (41) | I1-Fin: | 25.32 | (27) | 2.01 |
| | | | | Fin: | 50.19 | (34) | | | | 2.95 |
| | | | Run2: | Int1: | | | I1-Fin: | | | |
| | | | | Fin: | DNQ | | | | | |
| Total: | | | Int1: | | | | | | | |
| | | | Fin: | DNQ | | | | | | |
| 33 | BAXTER Alain | GBR | Run1: | Int1: | 24.91 | (42) | I1-Fin: | 25.56 | (38) | 2.05 |
| | | | | Fin: | 50.47 | (38) | | | | 3.23 |
| | | | Run2: | Int1: | | | I1-Fin: | | | |
| | | | | Fin: | DNQ | | | | | |
| Total: | | | Int1: | | | | | | | |
| | | | Fin: | DNQ | | | | | | |
| 34 | MOELGG Manfred | ITA | Run1: | Int1: | 27.08 | (62) | I1-Fin: | 25.52 | (35) | 4.22 |
| | | | | Fin: | 52.60 | (54) | | | | 5.36 |
| | | | Run2: | Int1: | | | I1-Fin: | | | |
| | | | | Fin: | DNQ | | | | | |
| Total: | | | Int1: | | | | | | | |
| | | | Fin: | DNQ | | | | | | |
| 35 | SVINDAL Aksel Lund | NOR | Run1: | Int1: | 24.26 | (23) | I1-Fin: | 25.55 | (37) | 1.40 |
| | | | | Fin: | 49.81 | (24) | | | | 2.57 |
| | | | Run2: | Int1: | 23.24 | (18) | I1-Fin: | 25.95 | (20) | 0.62 |
| | | | | Fin: | 49.19 | (20) | | | | 1.27 |
| Total: | | | Int1: | 1:13.05 | (23) | | | | 2.85 | |
| | | | Fin: | 1:39.00 | (23) | | | | 3.09 | |
| 36 | HANSSON Martin | SWE | Run1: | Int1: | 24.41 | (26) | I1-Fin: | 25.27 | (25) | 1.55 |
| | | | | Fin: | 49.68 | (21) | | | | 2.44 |
| | | | Run2: | Int1: | 23.04 | (11) | I1-Fin: | 25.66 | (13) | 0.42 |
| | | | | Fin: | 48.70 | (12) | | | | 0.78 |
| Total: | | | Int1: | 1:12.72 | (17) | | | | 2.52 | |
| | | | Fin: | 1:38.38 | (19) | | | | 2.47 | |
| 37 | THALER Patrick | ITA | Run1: | Int1: | 23.79 | (11) | I1-Fin: | 25.23 | (20) | 0.93 |
| | | | | Fin: | 49.02 | (12) | | | | 1.78 |
| | | | Run2: | Int1: | | | I1-Fin: | | | |
| | | | | Fin: | DNF | | | | | |
| Total: | | | Int1: | | | | | | | |
| | | | Fin: | DNF | | | | | | |
| 38 | SCHMID Hannes Paul | ITA | Run1: | Int1: | | | I1-Fin: | | | |
| | | | | Fin: | DNF | | | | | |
| | | | Run2: | Int1: | | | I1-Fin: | | | |
| | | | | Fin: | DNF | | | | | |
| Total: | | | Int1: | | | | | | | |
| | | | Fin: | DNF | | | | | | |



FIS SKI WORLD CUP
1st MEN'S SLALOM 2nd RUN
PERFORMANCE ANALYSIS 2



Number of Competitors: 71

| Bib | Name | Nation | Positions | | | Partials | | | Difference |
|--------|------------------|--------|--------------------|------------------|------|----------|------------|------|------------|
| | | | Pos. | Time | Rank | Pos. | Time | Rank | Time |
| 39 | ENGL Kurt | AUT | Run1: | Int1: 24.51 (28) | | I1-Fin: | 25.16 (17) | 1.65 | |
| | | | | Fin: 49.67 (20) | | | | 2.43 | |
| | | | Run2: | Int1: 23.10 (12) | | I1-Fin: | 25.31 (3) | 0.48 | |
| | | | | Fin: 48.41 (6) | | | | 0.49 | |
| Total: | | | Int1: 1:12.77 (18) | | | | 2.57 | | |
| | | | Fin: 1:38.08 (15) | | | | 2.17 | | |
| 40 | GRAVIER Richard | FRA | Run1: | Int1: 24.62 (31) | | I1-Fin: | 25.31 (26) | 1.76 | |
| | | | | Fin: 49.93 (27) | | | | 2.69 | |
| | | | Run2: | Int1: 22.99 (9) | | I1-Fin: | 25.38 (6) | 0.37 | |
| | | | | Fin: 48.37 (5) | | | | 0.45 | |
| Total: | | | Int1: 1:12.92 (22) | | | | 2.72 | | |
| | | | Fin: 1:38.30 (18) | | | | 2.39 | | |
| 41 | TISSOT Stephane | FRA | Run1: | Int1: 24.49 (27) | | I1-Fin: | 25.47 (32) | 1.63 | |
| | | | | Fin: 49.96 (29) | | | | 2.72 | |
| | | | Run2: | Int1: 23.22 (17) | | I1-Fin: | 25.35 (4) | 0.60 | |
| | | | | Fin: 48.57 (9) | | | | 0.65 | |
| Total: | | | Int1: 1:13.18 (25) | | | | 2.98 | | |
| | | | Fin: 1:38.53 (20) | | | | 2.62 | | |
| 42 | MATT Mario | AUT | Run1: | Int1: 24.09 (15) | | I1-Fin: | 25.23 (20) | 1.23 | |
| | | | | Fin: 49.32 (16) | | | | 2.08 | |
| | | | Run2: | Int1: 22.98 (8) | | I1-Fin: | 25.37 (5) | 0.36 | |
| | | | | Fin: 48.35 (4) | | | | 0.43 | |
| Total: | | | Int1: 1:12.30 (14) | | | | 2.10 | | |
| | | | Fin: 1:37.67 (13) | | | | 1.76 | | |
| 43 | NEUREUTHER Felix | GER | Run1: | Int1: 24.65 (32) | | I1-Fin: | 25.54 (36) | 1.79 | |
| | | | | Fin: 50.19 (34) | | | | 2.95 | |
| | | | Run2: | Int1: DNQ | | I1-Fin: | | | |
| | | | | Fin: DNQ | | | | | |
| Total: | | | Int1: DNQ | | | | | | |
| | | | Fin: DNQ | | | | | | |
| 44 | BAXTER Noel | GBR | Run1: | Int1: 25.60 (58) | | I1-Fin: | 25.58 (39) | 2.74 | |
| | | | | Fin: 51.18 (46) | | | | 3.94 | |
| | | | Run2: | Int1: DNQ | | I1-Fin: | | | |
| | | | | Fin: DNQ | | | | | |
| Total: | | | Int1: DNQ | | | | | | |
| | | | Fin: DNQ | | | | | | |
| 45 | LEINO Jukka | FIN | Run1: | Int1: 24.73 (36) | | I1-Fin: | | 1.87 | |
| | | | | Fin: DNF | | | | | |
| | | | Run2: | Int1: DNQ | | I1-Fin: | | | |
| | | | | Fin: DNF | | | | | |
| Total: | | | Int1: DNQ | | | | | | |
| | | | Fin: DNF | | | | | | |
| 46 | NILSEN Andreas | NOR | Run1: | Int1: 24.86 (40) | | I1-Fin: | 25.00 (12) | 2.00 | |
| | | | | Fin: 49.86 (26) | | | | 2.62 | |
| | | | Run2: | Int1: 26.32 (27) | | I1-Fin: | | 3.70 | |
| | | | | Fin: DNF | | | | | |
| Total: | | | Int1: DNQ | | | | | | |
| | | | Fin: DNF | | | | | | |



FIS SKI WORLD CUP
1st MEN'S SLALOM 2nd RUN
PERFORMANCE ANALYSIS 2



Number of Competitors: 71

| Bib | Name | Nation | Positions | | | Partials | | | Difference |
|-----|------------------|--------|-----------|-------------------------------------|------|--------------------|------|--------------|------------|
| | | | Pos. | Time | Rank | Pos. | Time | Rank | Time |
| 47 | SPORN Andrej | SLO | Run1: | Int1: 25.27 (52) Fin: 50.46 (37) | | I1-Fin: 25.19 (19) | | 2.41 3.22 | |
| | | | Run2: | Int1: Fin: DNQ | | I1-Fin: | | | |
| | | | Total: | Int1: Fin: DNQ | | | | | |
| 48 | VOGL Alois | GER | Run1: | Int1: 25.14 (47) Fin: 50.64 (41) | | I1-Fin: 25.50 (33) | | 2.28 3.40 | |
| | | | Run2: | Int1: Fin: DNQ | | I1-Fin: | | | |
| | | | Total: | Int1: Fin: DNQ | | | | | |
| 49 | KOSIR Jure | SLO | Run1: | Int1: 24.59 (30) Fin: 50.39 (36) | | I1-Fin: 25.80 (44) | | 1.73 3.15 | |
| | | | Run2: | Int1: Fin: DNQ | | I1-Fin: | | | |
| | | | Total: | Int1: Fin: DNQ | | | | | |
| 50 | VALENCIC Mitja | SLO | Run1: | Int1: 25.29 (53) Fin: 51.69 (50) | | I1-Fin: 26.40 (52) | | 2.43 4.45 | |
| | | | Run2: | Int1: Fin: DNQ | | I1-Fin: | | | |
| | | | Total: | Int1: Fin: DNQ | | | | | |
| 51 | BRAUER Jonathon | AUS | Run1: | Int1: 25.42 (56) Fin: 51.43 (47) | | I1-Fin: 26.01 (48) | | 2.56 4.19 | |
| | | | Run2: | Int1: Fin: DNQ | | I1-Fin: | | | |
| | | | Total: | Int1: Fin: DNQ | | | | | |
| 52 | LIZEROUX Julien | FRA | Run1: | Int1: 25.16 (49) Fin: 51.16 (45) | | I1-Fin: 26.00 (46) | | 2.30 3.92 | |
| | | | Run2: | Int1: Fin: DNQ | | I1-Fin: | | | |
| | | | Total: | Int1: Fin: DNQ | | | | | |
| 53 | COUSINEAU Julien | CAN | Run1: | Int1: 25.17 (50) Fin: DNF | | I1-Fin: | | 2.31 | |
| | | | Run2: | Int1: Fin: DNF | | I1-Fin: | | | |
| | | | Total: | Int1: Fin: DNF | | | | | |
| 54 | JANSRUD Kjetil | NOR | Run1: | Int1: 26.06 (60) Fin: 52.33 (53) | | I1-Fin: 26.27 (51) | | 3.20 5.09 | |
| | | | Run2: | Int1: Fin: DNQ | | I1-Fin: | | | |
| | | | Total: | Int1: Fin: DNQ | | | | | |



FIS SKI WORLD CUP
1st MEN'S SLALOM 2nd RUN
PERFORMANCE ANALYSIS 2



Number of Competitors: 71

| Bib | Name | Nation | Positions | | | Partials | | | Difference |
|-----|-------------------|--------|-----------|-------------------------------------|------|--------------------|------|--------------|------------|
| | | | Pos. | Time | Rank | Pos. | Time | Rank | Time |
| 55 | MARSHALL Jesse | USA | Run1: | Int1: 25.13 (46) Fin: 50.52 (40) | | I1-Fin: 25.39 (31) | | 2.27 3.28 | |
| | | | Run2: | Int1: Fin: DNQ | | I1-Fin: | | | |
| | | | Total: | Int1: Fin: DNQ | | | | | |
| 56 | GORZA Ales | SLO | Run1: | Int1: 24.65 (32) Fin: DNF | | I1-Fin: | | 1.79 | |
| | | | Run2: | Int1: Fin: DNF | | I1-Fin: | | | |
| | | | Total: | Int1: Fin: DNF | | | | | |
| 57 | CASANOVA Marco | SUI | Run1: | Int1: 24.83 (39) Fin: 50.49 (39) | | I1-Fin: 25.66 (41) | | 1.97 3.25 | |
| | | | Run2: | Int1: Fin: DNQ | | I1-Fin: | | | |
| | | | Total: | Int1: Fin: DNQ | | | | | |
| 58 | SIMARI BIRKNER C. | ARG | Run1: | Int1: 25.92 (59) Fin: 51.70 (51) | | I1-Fin: 25.78 (43) | | 3.06 4.46 | |
| | | | Run2: | Int1: Fin: DNQ | | I1-Fin: | | | |
| | | | Total: | Int1: Fin: DNQ | | | | | |
| 59 | AULANKO Juuso | FIN | Run1: | Int1: Fin: DNF | | I1-Fin: | | | |
| | | | Run2: | Int1: Fin: DNF | | I1-Fin: | | | |
| | | | Total: | Int1: Fin: DNF | | | | | |
| 60 | GANAHL Markus | LIE | Run1: | Int1: 25.14 (47) Fin: 51.58 (48) | | I1-Fin: 26.44 (53) | | 2.28 4.34 | |
| | | | Run2: | Int1: Fin: DNQ | | I1-Fin: | | | |
| | | | Total: | Int1: Fin: DNQ | | | | | |
| 61 | ROENMARK Per | SWE | Run1: | Int1: 25.17 (50) Fin: 51.79 (52) | | I1-Fin: 26.62 (54) | | 2.31 4.55 | |
| | | | Run2: | Int1: Fin: DNQ | | I1-Fin: | | | |
| | | | Total: | Int1: Fin: DNQ | | | | | |
| 62 | ERTL Andreas | GER | Run1: | Int1: Fin: DNF | | I1-Fin: | | | |
| | | | Run2: | Int1: Fin: DNF | | I1-Fin: | | | |
| | | | Total: | Int1: Fin: DNF | | | | | |



FIS SKI WORLD CUP
1st MEN'S SLALOM 2nd RUN
PERFORMANCE ANALYSIS 2



Number of Competitors: 71

| Bib | Name | Nation | Positions | | | Partials | | | Difference |
|-----|-------------------|--------|-----------|-------|------------|----------|---------|------------|------------|
| | | | Pos. | Time | Rank | Pos. | Time | Rank | Time |
| 63 | FILL Peter | ITA | Run1: | Int1: | | | I1-Fin: | | |
| | | | | Fin: | DNF | | | | |
| | | | Run2: | Int1: | | | I1-Fin: | | |
| | | | | Fin: | DNF | | | | |
| | | | Total: | Int1: | | | | | |
| | | | | Fin: | DNF | | | | |
| 64 | ROY Jean-Philippe | CAN | Run1: | Int1: | 24.25 (22) | | I1-Fin: | 25.68 (42) | 1.39 |
| | | | | Fin: | 49.93 (27) | | | | 2.69 |
| | | | Run2: | Int1: | | | I1-Fin: | | |
| | | | | Fin: | DNF | | | | |
| | | | Total: | Int1: | | | | | |
| | | | | Fin: | DNF | | | | |
| 65 | OOSTERBAAN Rogier | NED | Run1: | Int1: | | | I1-Fin: | | |
| | | | | Fin: | DNF | | | | |
| | | | Run2: | Int1: | | | I1-Fin: | | |
| | | | | Fin: | DNF | | | | |
| | | | Total: | Int1: | | | | | |
| | | | | Fin: | DNF | | | | |
| 66 | ALBRECHT Daniel | SUI | Run1: | Int1: | 25.59 (57) | | I1-Fin: | 26.00 (46) | 2.73 |
| | | | | Fin: | 51.59 (49) | | | | 4.35 |
| | | | Run2: | Int1: | | | I1-Fin: | | |
| | | | | Fin: | DNQ | | | | |
| | | | Total: | Int1: | | | | | |
| | | | | Fin: | DNQ | | | | |
| 67 | COCHRAN James | USA | Run1: | Int1: | 25.29 (53) | | I1-Fin: | | 2.43 |
| | | | | Fin: | DNF | | | | |
| | | | Run2: | Int1: | | | I1-Fin: | | |
| | | | | Fin: | DNF | | | | |
| | | | Total: | Int1: | | | | | |
| | | | | Fin: | DNF | | | | |
| 68 | GEORGIEV Stefan | BUL | Run1: | Int1: | 26.69 (61) | | I1-Fin: | | 3.83 |
| | | | | Fin: | DNF | | | | |
| | | | Run2: | Int1: | | | I1-Fin: | | |
| | | | | Fin: | DNF | | | | |
| | | | Total: | Int1: | | | | | |
| | | | | Fin: | DNF | | | | |
| 69 | ZORICIC Nick | CAN | Run1: | Int1: | | | I1-Fin: | | |
| | | | | Fin: | DNF | | | | |
| | | | Run2: | Int1: | | | I1-Fin: | | |
| | | | | Fin: | DNF | | | | |
| | | | Total: | Int1: | | | | | |
| | | | | Fin: | DNF | | | | |
| 70 | ROSS Michael | NZE | Run1: | Int1: | | | I1-Fin: | | |
| | | | | Fin: | DNS | | | | |
| | | | Run2: | Int1: | | | I1-Fin: | | |
| | | | | Fin: | DNS | | | | |
| | | | Total: | Int1: | | | | | |
| | | | | Fin: | DNS | | | | |




FIS SKI WORLD CUP
 1st MEN'S SLALOM 2nd RUN
PERFORMANCE ANALYSIS 2



Number of Competitors: 71

| Bib | Name | Nation | Positions | | | Partials | | | Difference |
|-----|--------------------------|--------|-----------|-------|------|----------|------|------|------------|
| | | | Pos. | Time | Rank | Pos. | Time | Rank | Time |
| 71 | BECIRBEGOVIC Enis | BIH | Run1: | Int1: | | I1-Fin: | | | |
| | | | | Fin: | DNS | | | | |
| | | | Run2: | Int1: | | I1-Fin: | | | |
| | | | | Fin: | DNS | | | | |
| | | | Total: | Int1: | | | | | |
| | | | | Fin: | DNS | | | | |

| | | | | | | | | | |
|---------------|--------------------------------|--------------|-----------------|------------|----------------|-------------|--------------|-------------|-----------|
| LEGEND | | | | | | | | | |
| Pos | Intermediate or Speed Position | DNQ | Did Not Qualify | DNF | Did Not Finish | Run2 | Second Run | Run1 | First Run |
| Total | First + Second Run | Int1: | Intermediate 1 | DNS | Did Not Start | DQ | Disqualified | Fin: | Finish |



FIS SKI WORLD CUP


FIS SKI WORLD CUP AFTER 1st MEN'S SLALOM SLALOM FIS WCSL LIST

Number of Competitors: 64

23 NOV 2003 Park City (USA)

| Rank | FIS Code | Name | Nation | 1 | Base | - X | + Y | = WCSL-SL |
|------|----------|----------------------|--------|-----|------|-----|-----|-----------|
| 1 | 180251 | PALANDER Kalle | FIN | 100 | 694 | 63 | 100 | 731 |
| 2 | 380260 | KOSTELIC Ivica | CRO | - | 680 | 62 | - | 618 |
| 3 | 50547 | SCHOENFELDER Rainer | AUT | 80 | 473 | 43 | 80 | 510 |
| 4 | 290478 | ROCCA Giorgio | ITA | 50 | 498 | 45 | 50 | 503 |
| 5 | 50624 | PRANGER Manfred | AUT | 60 | 430 | 39 | 60 | 451 |
| 6 | 50625 | RAICH Benjamin | AUT | 29 | 417 | 38 | 29 | 408 |
| 7 | 420148 | KARLSEN Truls Ove | NOR | 18 | 263 | 24 | 18 | 257 |
| 8 | 420069 | BURAAS Hans-Petter | NOR | - | 280 | 25 | - | 255 |
| 9 | 190915 | BOURGEAT Pierrick | FRA | 29 | 224 | 20 | 29 | 233 |
| 9 | 510890 | ZURBRIGGEN Silvan | SUI | 36 | 217 | 20 | 36 | 233 |
| 11 | 290023 | BERGAMELLI Giancarlo | ITA | 45 | 191 | 17 | 45 | 219 |
| 12 | 420328 | STIANSEN Tom | NOR | 32 | 201 | 18 | 32 | 215 |
| 13 | 191139 | VIDAL Jean-Pierre | FRA | 9 | 200 | 18 | 9 | 191 |
| 14 | 50271 | SCHILCHEGGER Heinz | AUT | - | 194 | 18 | - | 176 |
| 15 | 301312 | SASAKI Akira | JPN | 22 | 166 | 15 | 22 | 173 |
| 16 | 532431 | MILLER Bode | USA | - | 184 | 17 | - | 167 |
| 17 | 50004 | ALBRECHT Kilian | AUT | 10 | 170 | 15 | 10 | 165 |
| 18 | 531557 | KNIGHT Chip | USA | 14 | 154 | 14 | 14 | 154 |
| 19 | 100115 | GRANDI Thomas | CAN | - | 154 | 14 | - | 140 |
| 20 | 530703 | SCHLOPY Erik | USA | - | 141 | 13 | - | 128 |
| 21 | 420382 | AAMODT Kjetil Andre | NOR | - | 128 | 12 | - | 116 |
| 22 | 532497 | ROTHROCK Tom | USA | 29 | 93 | 8 | 29 | 114 |
| 23 | 560371 | DRAGSIC Mitja | SLO | 15 | 105 | 10 | 15 | 110 |
| 24 | 500499 | BROLENIUS Johan | SWE | 40 | 73 | 7 | 40 | 106 |
| 25 | 500656 | LARSSON Markus | SWE | - | 111 | 10 | - | 101 |
| 26 | 50688 | MARINAC Martin | AUT | - | 110 | 10 | - | 100 |
| 27 | 190012 | AMIEZ Sebastien | FRA | 6 | 97 | 9 | 6 | 94 |
| 28 | 560154 | KUNC Mitja | SLO | - | 88 | 8 | - | 80 |
| 29 | 420556 | STRAND NILSEN H. | NOR | - | 79 | 7 | - | 72 |
| 30 | 560230 | GRUBELNIK Drago | SLO | - | 71 | 6 | - | 65 |
| 31 | 50707 | MATT Mario | AUT | 20 | 46 | 4 | 20 | 62 |
| 32 | 510577 | IMBODEN Urs | SUI | 7 | 56 | 5 | 7 | 58 |
| 33 | 560089 | MLEKUZ Rene | SLO | - | 54 | 5 | - | 49 |
| 34 | 50675 | ENGL Kurt | AUT | 16 | 35 | 3 | 16 | 48 |
| 35 | 201240 | EBERLE Markus | GER | - | 52 | 5 | - | 47 |





FIS SKI WORLD CUP

FIS SKI WORLD CUP AFTER 1st MEN'S SLALOM SLALOM FIS WCSL LIST

Number of Competitors: 64


23 NOV 2003 Park City (USA)

| Rank | FIS Code | Name | Nation | 1 | Base | - X | + Y | = WCSL-SL |
|------|----------|--------------------|--------|----|------|-----|-----|-----------|
| 36 | 50473 | SEER Florian | AUT | - | 50 | 5 | - | 45 |
| 37 | 190510 | PAGE Kevin | FRA | - | 47 | 4 | - | 43 |
| 38 | 500124 | HANSSON Martin | SWE | 12 | 32 | 3 | 12 | 41 |
| 39 | 220044 | BAXTER Alain | GBR | - | 42 | 4 | - | 38 |
| 39 | 421328 | SVINDAL Aksel Lund | NOR | 8 | 33 | 3 | 8 | 38 |
| 41 | 190204 | GRAVIER Richard | FRA | 13 | 14 | 1 | 13 | 26 |
| 42 | 102239 | COUSINEAU Julien | CAN | - | 26 | 2 | - | 24 |
| 42 | 50041 | WALCHHOFER Michael | AUT | - | 26 | 2 | - | 24 |
| 44 | 191425 | TISSOT Stephane | FRA | 11 | 13 | 1 | 11 | 23 |
| 45 | 350007 | GANAHL Markus | LIE | - | 21 | 2 | - | 19 |
| 46 | 50605 | HERBST Reinfried | AUT | - | 20 | 2 | - | 18 |
| 47 | 201702 | NEUREUTHER Felix | GER | - | 16 | 1 | - | 15 |
| 48 | 420470 | KJUS Lasse | NOR | - | 14 | 1 | - | 13 |
| 48 | 300804 | MINAGAWA Kentaro | JPN | - | 14 | 1 | - | 13 |
| 48 | 421098 | NILSEN Andreas | NOR | - | 14 | 1 | - | 13 |
| 48 | 101895 | ROY Jean-Philippe | CAN | - | 14 | 1 | - | 13 |
| 52 | 560406 | GORZA Ales | SLO | - | 13 | 1 | - | 12 |
| 53 | 290982 | SCHMID Hannes Paul | ITA | - | 12 | 1 | - | 11 |
| 54 | 200251 | VOGL Alois | GER | - | 11 | 1 | - | 10 |
| 55 | 510727 | DEFAGO Didier | SUI | - | 9 | 1 | - | 8 |
| 55 | 291404 | PERATHONER Alan | ITA | - | 9 | 1 | - | 8 |
| 55 | 560355 | VALENCIC Mitja | SLO | - | 9 | 1 | - | 8 |
| 58 | 150571 | HAYER Stanley | CZE | - | 8 | 1 | - | 7 |
| 58 | 180292 | LEINO Jukka | FIN | - | 8 | 1 | - | 7 |
| 60 | 430281 | BACHLEDA-CURUS A. | POL | - | 7 | 1 | - | 6 |
| 61 | 300263 | KIMURA Kiminobu | JPN | - | 5 | - | - | 5 |
| 61 | 560033 | KOSIR Jure | SLO | - | 5 | - | - | 5 |
| 63 | 510638 | CASANOVA Marco | SUI | - | 3 | - | - | 3 |
| 64 | 291469 | ZARDINI Edoardo | ITA | - | 1 | - | - | 1 |

Number of Competitors per Nation until 60th position

| | | | | | |
|----------|---------|---------|---------|---------|---------|
| AUT : 11 | CAN : 3 | CRO : 1 | CZE : 1 | FIN : 2 | FRA : 6 |
| GBR : 1 | GER : 3 | ITA : 4 | JPN : 2 | LIE : 1 | NOR : 8 |
| POL : 1 | SLO : 6 | SUI : 3 | SWE : 3 | USA : 4 | |





FIS SKI WORLD CUP

FIS SKI WORLD CUP AFTER 1st MEN'S SLALOM SLALOM FIS WCSL LIST

LEGEND

Base Last season WCSL points
X (Base / number of planned races in the current season) * number of completed races in the current season
Y WC points won in the current season
WCSL-SL World Cup Start List points for Slalom

23-11-2003 / Park City (USA) / 0450

Page 3/3


www.fis-ski.com

Generation Date: WED 3 DEC 2003

Time: 10:07 Swatch Internet Time: @421

Document: 60A 1.0






FIS SKI WORLD CUP

FIS SKI WORLD CUP AFTER 1st MEN'S SLALOM OVERALL FIS WCSL LIST

Number of Competitors: 155

| Rank | FIS Code | Name | Nation | WCSL | DH | SL | GS | SG | K |
|------|----------|-----------------------|--------|------|----------|----------|----------|----------|---------|
| 1 | 50024 | EBERHARTER Stephan | AUT | 1473 | 835 (1) | – | 142 (17) | 456 (1) | 40 (15) |
| 2 | 532431 | MILLER Bode | USA | 1472 | 268 (13) | 167 (16) | 594 (1) | 218 (5) | 225 (1) |
| 3 | 420382 | AAMODT Kjetil Andre | NOR | 1103 | 414 (4) | 116 (21) | 117 (18) | 296 (3) | 160 (2) |
| 4 | 180251 | PALANDER Kalle | FIN | 875 | – | 731 (1) | 144 (15) | – | – |
| 5 | 510030 | CUCHE Didier | SUI | 791 | 383 (6) | – | 114 (19) | 294 (4) | – |
| 6 | 50041 | WALCHHOFER Michael | AUT | 691 | 530 (3) | 24 (42) | 19 (45) | 18 (44) | 100 (4) |
| 7 | 50625 | RAICH Benjamin | AUT | 690 | – | 408 (6) | 258 (5) | 24 (41) | – |
| 8 | 380260 | KOSTELIC Ivica | CRO | 688 | – | 618 (2) | 70 (26) | – | – |
| 9 | 510478 | KERNEN Bruno | SUI | 671 | 411 (5) | – | – | 170 (11) | 90 (6) |
| 10 | 50360 | KNAUSS Hans | AUT | 661 | 100 (25) | – | 430 (3) | 131 (17) | – |
| 11 | 531040 | RAHLVES Daron | USA | 645 | 593 (2) | – | 7 (54) | 45 (31) | – |
| 12 | 50124 | SCHIFFERER Andreas | AUT | 643 | 290 (12) | – | 188 (11) | 165 (14) | – |
| 13 | 510767 | HOFFMANN Ambrosi | SUI | 609 | 324 (10) | – | 36 (38) | 177 (10) | 72 (10) |
| 14 | 510727 | DEFAGO Didier | SUI | 586 | 159 (19) | 8 (55) | 143 (16) | 180 (8) | 96 (5) |
| 15 | 50547 | SCHOENFELDER Rainer | AUT | 581 | – | 510 (3) | 45 (35) | – | 26 (21) |
| 16 | 290478 | ROCCA Giorgio | ITA | 535 | – | 503 (4) | – | – | 32 (17) |
| 17 | 50451 | GRUBER Christoph | AUT | 526 | 96 (27) | – | 177 (13) | 203 (6) | 50 (12) |
| 18 | 50221 | TRINKL Hannes | AUT | 496 | 341 (9) | – | – | 155 (15) | – |
| 19 | 50182 | STROBL Fritz | AUT | 484 | 360 (8) | – | – | 124 (18) | – |
| 20 | 50624 | PRANGER Manfred | AUT | 451 | – | 451 (5) | – | – | – |
| 21 | 510318 | VON GRUENIGEN Michael | SUI | 433 | – | – | 433 (2) | – | – |
| 22 | 50271 | SCHILCHEGGER Heinz | AUT | 427 | – | 176 (14) | 251 (6) | – | – |
| 23 | 350032 | BUECHEL Marco | LIE | 423 | 74 (29) | – | 16 (48) | 304 (2) | 29 (19) |
| 23 | 420470 | KJUS Lasse | NOR | 423 | 50 (36) | 13 (48) | 51 (34) | 169 (12) | 140 (3) |
| 25 | 50149 | STROBL Josef | AUT | 417 | 246 (16) | – | 21 (44) | 150 (16) | – |
| 26 | 50423 | MAIER Hermann | AUT | 399 | 117 (21) | – | 102 (20) | 180 (8) | – |
| 27 | 190930 | DENERIAZ Antoine | FRA | 376 | 369 (7) | – | – | 7 (53) | – |
| 28 | 190236 | COVILI Frederic | FRA | 370 | – | – | 370 (4) | – | – |
| 29 | 510035 | CAVEGN Franco | SUI | 327 | 225 (17) | – | – | 102 (20) | – |
| 30 | 50753 | KROELL Klaus | AUT | 325 | 317 (11) | – | – | 8 (52) | – |
| 31 | 530703 | SCHLOPY Erik | USA | 304 | – | 128 (20) | 167 (14) | 9 (51) | – |
| 32 | 420148 | KARLSEN Truls Ove | NOR | 301 | – | 257 (7) | 44 (36) | – | – |
| 33 | 50058 | GREBER Christian | AUT | 300 | 268 (13) | – | – | 32 (36) | – |
| 34 | 190915 | BOURGEOAT Pierrick | FRA | 283 | – | 233 (9) | – | – | 50 (12) |
| 35 | 510890 | ZURBRIGGEN Silvan | SUI | 278 | – | 233 (9) | – | – | 45 (14) |
| 36 | 50043 | FRANZ Werner | AUT | 273 | 212 (18) | – | – | 61 (23) | – |






FIS SKI WORLD CUP

FIS SKI WORLD CUP AFTER 1st MEN'S SLALOM OVERALL FIS WCSL LIST

Number of Competitors: 155

| Rank | FIS Code | Name | Nation | WCSL | DH | SL | GS | SG | K |
|------|----------|--------------------------|--------|------|----------|----------|----------|----------|---------|
| 37 | 50310 | RZEHAK Peter | AUT | 261 | 261 (15) | – | – | – | – |
| 37 | 421328 | SVINDAL Aksel Lund | NOR | 261 | 4 (60) | 38 (39) | 85 (23) | 54 (26) | 80 (7) |
| 39 | 420069 | BURAAS Hans-Petter | NOR | 255 | – | 255 (8) | – | – | – |
| 40 | 292000 | BLARDONE Massimiliano | ITA | 243 | – | – | 243 (7) | – | – |
| 41 | 190677 | CHENAL Joel | FRA | 241 | – | – | 241 (8) | – | – |
| 42 | 100115 | GRANDI Thomas | CAN | 226 | – | 140 (19) | 86 (22) | – | – |
| 43 | 500139 | NYBERG Fredrik | SWE | 224 | 2 (61) | – | 188 (11) | 34 (33) | – |
| 44 | 191139 | VIDAL Jean-Pierre | FRA | 222 | – | 191 (13) | 31 (39) | – | – |
| 45 | 50126 | MAYER Christian | AUT | 221 | – | – | 221 (9) | – | – |
| 46 | 290023 | BERGAMELLI Giancarlo | ITA | 219 | – | 219 (11) | – | – | – |
| 47 | 291421 | RIEDER Arnold | ITA | 217 | – | – | 203 (10) | 14 (45) | – |
| 48 | 420328 | STIANSEN Tom | NOR | 215 | – | 215 (12) | – | – | – |
| 49 | 50742 | REICHELTH Hannes | AUT | 194 | – | – | – | 194 (7) | – |
| 50 | 291116 | FATTORI Alessandro | ITA | 180 | 11 (53) | – | – | 169 (12) | – |
| 51 | 301312 | SASAKI Akira | JPN | 173 | – | 173 (15) | – | – | – |
| 52 | 510747 | GRUENENFELDER Tobias | SUI | 172 | 7 (57) | – | 58 (30) | 107 (19) | – |
| 53 | 50004 | ALBRECHT Kilian | AUT | 165 | – | 165 (17) | – | – | – |
| 53 | 190945 | FOURNIER-BIDOZ Sebastien | FRA | 165 | 116 (22) | – | – | 49 (28) | – |
| 55 | 560332 | JERMAN Andrej | SLO | 156 | 70 (30) | – | – | 25 (39) | 61 (11) |
| 56 | 531557 | KNIGHT Chip | USA | 154 | – | 154 (18) | – | – | – |
| 57 | 420911 | SOLBAKKEN Bjarne | NOR | 146 | 36 (41) | – | 53 (32) | 57 (25) | – |
| 58 | 190097 | BURTIN Nicolas | FRA | 143 | 143 (20) | – | – | – | – |
| 58 | 292455 | FILL Peter | ITA | 143 | 21 (47) | – | 52 (33) | 46 (30) | 24 (22) |
| 60 | 500656 | LARSSON Markus | SWE | 141 | – | 101 (25) | – | – | 40 (15) |
| 61 | 102263 | GUAY Erik | CAN | 140 | 70 (30) | – | – | 70 (22) | – |
| 62 | 533131 | SULLIVAN Marco | USA | 136 | 102 (24) | – | – | 34 (33) | – |
| 63 | 510001 | ACCOLA Paul | SUI | 133 | – | – | – | 54 (26) | 79 (8) |
| 64 | 560371 | DRAGSIC Mitja | SLO | 130 | – | 110 (23) | – | – | 20 (24) |
| 65 | 191116 | DALCIN Pierre-Emmanuel | FRA | 120 | 46 (38) | – | – | 74 (21) | – |
| 66 | 50688 | MARINAC Martin | AUT | 118 | – | 100 (26) | 18 (46) | – | – |
| 67 | 201189 | ECKERT Florian | GER | 116 | 116 (22) | – | – | – | – |
| 68 | 532497 | ROTHROCK Tom | USA | 114 | – | 114 (22) | – | – | – |
| 69 | 500499 | BROLENIUS Johan | SWE | 106 | – | 106 (24) | – | – | – |
| 70 | 560302 | SPAROVEC Gregor | SLO | 102 | 43 (40) | – | – | 59 (24) | – |
| 71 | 291641 | SULZENBACHER Kurt | ITA | 100 | 100 (25) | – | – | – | – |
| 72 | 560406 | GORZA Ales | SLO | 96 | – | 12 (52) | 62 (27) | – | 22 (23) |






FIS SKI WORLD CUP

FIS SKI WORLD CUP AFTER 1st MEN'S SLALOM OVERALL FIS WCSL LIST

Number of Competitors: 155

| Rank | FIS Code | Name | Nation | WCSL | DH | SL | GS | SG | K |
|------|----------|---------------------------|--------|------|---------|---------|---------|---------|---------|
| 73 | 190012 | AMIEZ Sebastien | FRA | 94 | – | 94 (27) | – | – | – |
| 74 | 530137 | FIALA Jakub | USA | 92 | 60 (33) | – | – | 32 (36) | – |
| 75 | 291768 | ROBERTO Alessandro | ITA | 88 | – | – | 88 (21) | – | – |
| 76 | 292120 | SIMONCELLI Davide | ITA | 82 | – | – | 82 (24) | – | – |
| 77 | 560154 | KUNC Mitja | SLO | 80 | – | 80 (28) | – | – | – |
| 78 | 190278 | LLORACH Gaetan | FRA | 79 | – | – | – | – | 79 (8) |
| 79 | 50695 | BUDER Andreas | AUT | 77 | 77 (28) | – | – | – | – |
| 80 | 560050 | PAVLOVIC Uros | SLO | 74 | – | – | 74 (25) | – | – |
| 81 | 420556 | STRAND NILSEN Harald Chr. | NOR | 72 | – | 72 (29) | – | – | – |
| 82 | 560230 | GRUBELNIK Drago | SLO | 65 | – | 65 (30) | – | – | – |
| 83 | 50707 | MATT Mario | AUT | 63 | – | 62 (31) | 1 (57) | – | – |
| 84 | 290255 | GHEDINA Kristian | ITA | 62 | 59 (34) | – | – | 3 (59) | – |
| 85 | 510756 | VON WEISSENFLOH Rolf | SUI | 61 | 61 (32) | – | – | – | – |
| 86 | 180212 | UOTILA Sami | FIN | 60 | – | – | 60 (28) | – | – |
| 87 | 190707 | MILLET Vincent | FRA | 59 | – | – | 59 (29) | – | – |
| 88 | 510577 | IMBODEN Urs | SUI | 58 | – | 58 (32) | – | – | – |
| 89 | 291389 | FISCHNALLER Roland | ITA | 56 | 50 (36) | – | – | 6 (55) | – |
| 90 | 292250 | SCHIEPPATI Alberto | ITA | 55 | – | – | 55 (31) | – | – |
| 91 | 200705 | RAUFFER Max | GER | 54 | 52 (35) | – | – | 2 (60) | – |
| 92 | 191115 | CRETIER Claude | FRA | 53 | 26 (44) | – | – | 27 (38) | – |
| 93 | 500150 | JAERBYN Patrik | SWE | 51 | 17 (49) | – | – | 34 (33) | – |
| 94 | 102271 | HUDEEC Jan | CAN | 49 | – | – | – | 49 (28) | – |
| 94 | 560089 | MLEKUZ Rene | SLO | 49 | – | 49 (33) | – | – | – |
| 96 | 50675 | ENGL Kurt | AUT | 48 | – | 48 (34) | – | – | – |
| 97 | 201240 | EBERLE Markus | GER | 47 | – | 47 (35) | – | – | – |
| 97 | 292056 | GUFLER Michael | ITA | 47 | – | – | 27 (41) | 20 (42) | – |
| 99 | 50473 | SEER Florian | AUT | 45 | – | 45 (36) | – | – | – |
| 100 | 290489 | SELETTO Erik | ITA | 44 | 44 (39) | – | – | – | – |
| 101 | 190510 | PAGE Kevin | FRA | 43 | – | 43 (37) | – | – | – |
| 102 | 500124 | HANSSON Martin | SWE | 41 | – | 41 (38) | – | – | – |
| 102 | 200249 | STANKALLA Stefan | GER | 41 | 2 (61) | – | – | 39 (32) | – |
| 104 | 102239 | COUSINEAU Julien | CAN | 40 | – | 24 (42) | 16 (48) | – | – |
| 104 | 420681 | SIVERTSEN Kenneth | NOR | 40 | 15 (50) | – | – | 25 (39) | – |
| 106 | 220044 | BAXTER Alain | GBR | 38 | – | 38 (39) | – | – | – |
| 107 | 200056 | ERTL Andreas | GER | 37 | – | – | 37 (37) | – | – |
| 108 | 532490 | MACARTNEY Scott | USA | 32 | – | – | – | – | 32 (17) |





FIS SKI WORLD CUP

FIS SKI WORLD CUP AFTER 1st MEN'S SLALOM OVERALL FIS WCSL LIST

Number of Competitors: 155

| Rank | FIS Code | Name | Nation | WCSL | DH | SL | GS | SG | K |
|------|----------|-------------------------|--------|------|---------|---------|---------|---------|---------|
| 109 | 50831 | GRAGGABER Thomas | AUT | 30 | 30 (42) | – | – | – | – |
| 110 | 191007 | PICCARD Jeff | FRA | 29 | – | – | 29 (40) | – | – |
| 110 | 700034 | RAJCAN Michal | SVK | 29 | – | – | – | – | 29 (19) |
| 112 | 510344 | ZUEGER Daniel | SUI | 28 | 28 (43) | – | – | – | – |
| 113 | 532188 | SPENCER Dane | USA | 27 | – | – | 27 (41) | – | – |
| 114 | 190204 | GRAVIER Richard | FRA | 26 | – | 26 (41) | – | – | – |
| 115 | 420830 | GROENVOLD Audun | NOR | 25 | 21 (47) | – | – | 4 (57) | – |
| 115 | 510051 | GRUENENFELDER Juerg | SUI | 25 | 25 (45) | – | – | – | – |
| 117 | 191746 | DE TESSIERES Gauthier | FRA | 24 | – | – | 24 (43) | – | – |
| 117 | 191008 | MEILLEUR Cedric | FRA | 24 | 24 (46) | – | – | – | – |
| 117 | 421098 | NILSEN Andreas | NOR | 24 | – | 13 (48) | 11 (52) | – | – |
| 120 | 191425 | TISSOT Stephane | FRA | 23 | – | 23 (44) | – | – | – |
| 120 | 532028 | VONN Thomas | USA | 23 | – | – | 3 (56) | 20 (42) | – |
| 122 | 350007 | GANAHL Markus | LIE | 19 | – | 19 (45) | – | – | – |
| 123 | 40170 | BEAR AJ | AUS | 18 | 8 (56) | – | – | 10 (49) | – |
| 123 | 191227 | BURTIN Raphael | FRA | 18 | – | – | 18 (46) | – | – |
| 123 | 50605 | HERBST Reinfried | AUT | 18 | – | 18 (46) | – | – | – |
| 123 | 101895 | ROY Jean-Philippe | CAN | 18 | – | 13 (48) | 5 (55) | – | – |
| 127 | 510638 | CASANOVA Marco | SUI | 16 | – | 3 (63) | 13 (50) | – | – |
| 127 | 50600 | GOERGL Stephan | AUT | 16 | – | – | 9 (53) | 7 (53) | – |
| 129 | 290117 | CATTANEO Luca | ITA | 15 | 15 (50) | – | – | – | – |
| 129 | 201702 | NEUREUTHER Felix | GER | 15 | – | 15 (47) | – | – | – |
| 131 | 291210 | GROS Giorgio | ITA | 14 | – | – | – | 14 (45) | – |
| 131 | 560187 | PEN Peter | SLO | 14 | 14 (52) | – | – | – | – |
| 133 | 191415 | BOTTOLLIER-LASQUIN Marc | FRA | 13 | – | – | – | 13 (47) | – |
| 133 | 300804 | MINAGAWA Kentaro | JPN | 13 | – | 13 (48) | – | – | – |
| 133 | 290693 | PLONER Alexander | ITA | 13 | – | – | 13 (50) | – | – |
| 136 | 190314 | SAIONI Christophe | FRA | 12 | – | – | – | 12 (48) | – |
| 137 | 291990 | BERBENNI Matteo | ITA | 11 | 11 (53) | – | – | – | – |
| 137 | 290982 | SCHMID Hannes Paul | ITA | 11 | – | 11 (53) | – | – | – |
| 139 | 560151 | KOBLAR Jernej | SLO | 10 | – | – | – | 10 (49) | – |
| 139 | 200251 | VOGL Alois | GER | 10 | – | 10 (54) | – | – | – |
| 141 | 220228 | MICKEL Finlay | GBR | 9 | 9 (55) | – | – | – | – |
| 142 | 510165 | HOFER Beni | SUI | 8 | 7 (57) | – | – | 1 (62) | – |
| 142 | 291404 | PERATHONER Alan | ITA | 8 | – | 8 (55) | – | – | – |
| 142 | 560355 | VALENCIC Mitja | SLO | 8 | – | 8 (55) | – | – | – |





FIS SKI WORLD CUP

FIS SKI WORLD CUP AFTER 1st MEN'S SLALOM OVERALL FIS WCSL LIST

Number of Competitors: 155

| Rank | FIS Code | Name | Nation | WCSL | DH | SL | GS | SG | K |
|------|----------|------------------------|--------|------|--------|--------|----|--------|---|
| 145 | 150571 | HAYER Stanley | CZE | 7 | – | 7 (58) | – | – | – |
| 145 | 180292 | LEINO Jukka | FIN | 7 | – | 7 (58) | – | – | – |
| 147 | 430281 | BACHLEDA–CURUS Andrzej | POL | 6 | – | 6 (60) | – | – | – |
| 147 | 510476 | HERRMANN Markus | SUI | 6 | 6 (59) | – | – | – | – |
| 147 | 290998 | STAUDACHER Patrick | ITA | 6 | – | – | – | 6 (55) | – |
| 150 | 300263 | KIMURA Kiminobu | JPN | 5 | – | 5 (61) | – | – | – |
| 150 | 560033 | KOSIR Jure | SLO | 5 | – | 5 (61) | – | – | – |
| 152 | 510207 | HARI Konrad | SUI | 4 | – | – | – | 4 (57) | – |
| 153 | 420696 | PAULSEN Lasse | NOR | 2 | – | – | – | 2 (60) | – |
| 154 | 101375 | LAVOIE Vincent | CAN | 1 | 1 (63) | – | – | – | – |
| 154 | 291469 | ZARDINI Edoardo | ITA | 1 | – | 1 (64) | – | – | – |

LEGEND

GS Giant Slalom points **SG** Super-G points **DH** Downhill points **WCSL** Overall points **SL** Slalom points
K Combined points

23-11-2003 / Park City (USA) / 0450

Page 5/5


www.fis-ski.com

Generation Date: WED 3 DEC 2003

Time: 10:07 Swatch Internet Time: @421

Document: 60B 1.0





FIS SKI WORLD CUP

FIS SKI WORLD CUP 1st MEN'S SLALOM SLALOM FIS WORLD CUP STANDINGS

Number of Competitors: 25

23 NOV 2003 Park City (USA)

| Rank | FIS Code | Name | Nation | 1 | WC-SL | Diff. |
|------|----------|----------------------|--------|-----|-------|-------|
| 1 | 180251 | PALANDER Kalle | FIN | 100 | 100 | |
| 2 | 50547 | SCHOENFELDER Rainer | AUT | 80 | 80 | - 20 |
| 3 | 50624 | PRANGER Manfred | AUT | 60 | 60 | - 40 |
| 4 | 290478 | ROCCA Giorgio | ITA | 50 | 50 | - 50 |
| 5 | 290023 | BERGAMELLI Giancarlo | ITA | 45 | 45 | - 55 |
| 6 | 500499 | BROLENIUS Johan | SWE | 40 | 40 | - 60 |
| 7 | 510890 | ZURBRIGGEN Silvan | SUI | 36 | 36 | - 64 |
| 8 | 420328 | STIANSEN Tom | NOR | 32 | 32 | - 68 |
| 9 | 190915 | BOURGEAT Pierrick | FRA | 29 | 29 | - 71 |
| 9 | 50625 | RAICH Benjamin | AUT | 29 | 29 | - 71 |
| 9 | 532497 | ROTHROCK Tom | USA | 29 | 29 | - 71 |
| 12 | 301312 | SASAKI Akira | JPN | 22 | 22 | - 78 |
| 13 | 50707 | MATT Mario | AUT | 20 | 20 | - 80 |
| 14 | 420148 | KARLSEN Truls Ove | NOR | 18 | 18 | - 82 |
| 15 | 50675 | ENGL Kurt | AUT | 16 | 16 | - 84 |
| 16 | 560371 | DRAGSIC Mitja | SLO | 15 | 15 | - 85 |
| 17 | 531557 | KNIGHT Chip | USA | 14 | 14 | - 86 |
| 18 | 190204 | GRAVIER Richard | FRA | 13 | 13 | - 87 |
| 19 | 500124 | HANSSON Martin | SWE | 12 | 12 | - 88 |
| 20 | 191425 | TISSOT Stephane | FRA | 11 | 11 | - 89 |
| 21 | 50004 | ALBRECHT Kilian | AUT | 10 | 10 | - 90 |
| 22 | 191139 | VIDAL Jean-Pierre | FRA | 9 | 9 | - 91 |
| 23 | 421328 | SVINDAL Aksel Lund | NOR | 8 | 8 | - 92 |
| 24 | 510577 | IMBODEN Urs | SUI | 7 | 7 | - 93 |
| 25 | 190012 | AMIEZ Sebastien | FRA | 6 | 6 | - 94 |

LEGEND

WC-SL World Cup points for Slalom Diff. Points Difference

23-11-2003 / Park City (USA) / 0450

Page 1/1


www.fis-ski.com

Generation Date: WED 3 DEC 2003

Time: 10:07 Swatch Internet Time: @422

Document: 25A 1.0





FIS SKI WORLD CUP

FIS SKI WORLD CUP 1st MEN'S SLALOM OVERALL FIS WORLD CUP STANDINGS

Number of Competitors: 56

| Rank | FIS Code | Name | Nation | Points | DH | SL | GS | SG | K |
|------|----------|-----------------------|--------|--------|----|---------|---------|----|---|
| | | | | | | 1 race | 2 races | | |
| 1 | 532431 | MILLER Bode | USA | 200 | - | - | 200 (1) | - | - |
| 2 | 180251 | PALANDER Kalle | FIN | 169 | - | 100 (1) | 69 (7) | - | - |
| 3 | 190236 | COVILI Frederic | FRA | 130 | - | - | 130 (2) | - | - |
| 4 | 50124 | SCHIFFERER Andreas | AUT | 109 | - | - | 109 (3) | - | - |
| 5 | 50360 | KNAUSS Hans | AUT | 96 | - | - | 96 (4) | - | - |
| 6 | 50625 | RAICH Benjamin | AUT | 92 | - | 29 (9) | 63 (9) | - | - |
| 6 | 50547 | SCHOENFELDER Rainer | AUT | 92 | - | 80 (2) | 12 (27) | - | - |
| 8 | 291421 | RIEDER Arnold | ITA | 79 | - | - | 79 (5) | - | - |
| 9 | 190677 | CHENAL Joel | FRA | 74 | - | - | 74 (6) | - | - |
| 10 | 50271 | SCHILCHEGGER Heinz | AUT | 64 | - | - | 64 (8) | - | - |
| 11 | 50624 | PRANGER Manfred | AUT | 60 | - | 60 (3) | - | - | - |
| 12 | 292000 | BLARDONE Massimiliano | ITA | 56 | - | - | 56 (10) | - | - |
| 13 | 500139 | NYBERG Fredrik | SWE | 52 | - | - | 52 (11) | - | - |
| 14 | 50423 | MAIER Hermann | AUT | 51 | - | - | 51 (12) | - | - |
| 15 | 290478 | ROCCA Giorgio | ITA | 50 | - | 50 (4) | - | - | - |
| 16 | 290023 | BERGAMELLI Giancarlo | ITA | 45 | - | 45 (5) | - | - | - |
| 17 | 500499 | BROLENIUS Johan | SWE | 40 | - | 40 (6) | - | - | - |
| 18 | 510747 | GRUENENFELDER Tobias | SUI | 36 | - | - | 36 (13) | - | - |
| 18 | 510890 | ZURBRIGGEN Silvan | SUI | 36 | - | 36 (7) | - | - | - |
| 20 | 50024 | EBERHARTER Stephan | AUT | 32 | - | - | 32 (14) | - | - |
| 20 | 420148 | KARLSEN Truls Ove | NOR | 32 | - | 18 (14) | 14 (23) | - | - |
| 20 | 50126 | MAYER Christian | AUT | 32 | - | - | 32 (14) | - | - |
| 20 | 420328 | STIANSEN Tom | NOR | 32 | - | 32 (8) | - | - | - |
| 24 | 380260 | KOSTELIC Ivica | CRO | 31 | - | - | 31 (16) | - | - |
| 25 | 190915 | BOURGEOAT Pierrick | FRA | 29 | - | 29 (9) | - | - | - |
| 25 | 532497 | ROTHROCK Tom | USA | 29 | - | 29 (9) | - | - | - |
| 27 | 420470 | KJUS Lasse | NOR | 22 | - | - | 22 (17) | - | - |
| 27 | 301312 | SASAKI Akira | JPN | 22 | - | 22 (12) | - | - | - |
| 29 | 50707 | MATT Mario | AUT | 20 | - | 20 (13) | - | - | - |
| 29 | 532188 | SPENCER Dane | USA | 20 | - | - | 20 (18) | - | - |
| 31 | 420911 | SOLBAKKEN Bjarne | NOR | 19 | - | - | 19 (19) | - | - |
| 31 | 421328 | SVINDAL Aksel Lund | NOR | 19 | - | 8 (23) | 11 (29) | - | - |
| 33 | 510030 | CUCHE Didier | SUI | 18 | - | - | 18 (20) | - | - |
| 33 | 510767 | HOFFMANN Ambrosi | SUI | 18 | - | - | 18 (20) | - | - |
| 35 | 50675 | ENGL Kurt | AUT | 16 | - | 16 (15) | - | - | - |
| 36 | 510727 | DEFAGO Didier | SUI | 15 | - | - | 15 (22) | - | - |





FIS SKI WORLD CUP

FIS SKI WORLD CUP 1st MEN'S SLALOM OVERALL FIS WORLD CUP STANDINGS

Number of Competitors: 56

| Rank | FIS Code | Name | Nation | Points | DH | SL 1 race | GS 2 races | SG | K |
|------|----------|-----------------------|--------|--------|----|--------------|---------------|----|---|
| 36 | 560371 | DRAGSIC Mitja | SLO | 15 | - | 15 (16) | - | - | - |
| 38 | 292455 | FILL Peter | ITA | 14 | - | - | 14 (23) | - | - |
| 38 | 531557 | KNIGHT Chip | USA | 14 | - | 14 (17) | - | - | - |
| 40 | 191227 | BURTIN Raphael | FRA | 13 | - | - | 13 (25) | - | - |
| 40 | 190204 | GRAVIER Richard | FRA | 13 | - | 13 (18) | - | - | - |
| 40 | 191007 | PICCARD Jeff | FRA | 13 | - | - | 13 (25) | - | - |
| 43 | 510638 | CASANOVA Marco | SUI | 12 | - | - | 12 (27) | - | - |
| 43 | 500124 | HANSSON Martin | SWE | 12 | - | 12 (19) | - | - | - |
| 45 | 560406 | GORZA Ales | SLO | 11 | - | - | 11 (29) | - | - |
| 45 | 191425 | TISSOT Stephane | FRA | 11 | - | 11 (20) | - | - | - |
| 45 | 180212 | UOTILA Sami | FIN | 11 | - | - | 11 (29) | - | - |
| 48 | 50004 | ALBRECHT Kilian | AUT | 10 | - | 10 (21) | - | - | - |
| 49 | 191139 | VIDAL Jean-Pierre | FRA | 9 | - | 9 (22) | - | - | - |
| 50 | 292056 | GUFLER Michael | ITA | 8 | - | - | 8 (32) | - | - |
| 51 | 50451 | GRUBER Christoph | AUT | 7 | - | - | 7 (33) | - | - |
| 51 | 510577 | IMBODEN Urs | SUI | 7 | - | 7 (24) | - | - | - |
| 53 | 190012 | AMIEZ Sebastien | FRA | 6 | - | 6 (25) | - | - | - |
| 54 | 191746 | DE TESSIERES Gauthier | FRA | 5 | - | - | 5 (34) | - | - |
| 55 | 50600 | GOERGL Stephan | AUT | 4 | - | - | 4 (35) | - | - |
| 56 | 100115 | GRANDI Thomas | CAN | 3 | - | - | 3 (36) | - | - |

LEGEND

GS Giant Slalom points **SG** Super-G points **DH** Downhill points **Points** Overall points **SL** Slalom points
K Combined points

23-11-2003 / Park City (USA) / 0450

Page 2/2


www.fis-ski.com

Generation Date: WED 3 DEC 2003

Time: 10:08 Swatch Internet Time: @422

Document: 25B 1.0






FIS SKI WORLD CUP

FIS SKI WORLD CUP 1st MEN'S SLALOM MEN FIS NATION CUP

Number of Nations: 12

| Place | Nation | Points | Diff. | DH | SL | GS | SG | K |
|-------|-------------------------------------|------------|-------|----|-----|-----|----|---|
| 1 | AUT Austria | 685 | | - | 215 | 470 | - | - |
| 2 | FRA France | 303 | - 382 | - | 68 | 235 | - | - |
| 3 | USA United States of America | 263 | - 422 | - | 43 | 220 | - | - |
| 4 | ITA Italy | 252 | - 433 | - | 95 | 157 | - | - |
| 5 | FIN Finland | 180 | - 505 | - | 100 | 80 | - | - |
| 6 | SUI Switzerland | 142 | - 543 | - | 43 | 99 | - | - |
| 7 | NOR Norway | 124 | - 561 | - | 58 | 66 | - | - |
| 8 | SWE Sweden | 104 | - 581 | - | 52 | 52 | - | - |
| 9 | CRO Croatia | 31 | - 654 | - | - | 31 | - | - |
| 10 | SLO Slovenia | 26 | - 659 | - | 15 | 11 | - | - |
| 11 | JPN Japan | 22 | - 663 | - | 22 | - | - | - |
| 12 | CAN Canada | 3 | - 682 | - | - | 3 | - | - |






FIS SKI WORLD CUP

FIS SKI WORLD CUP 1st MEN'S SLALOM FIS OVERALL NATION CUP

Number of Nations: 15

| Place | Nation | Overall | | | DH Points | | | SL Points | | | GS Points | | | SG Points | | | K Points | | |
|-------|--------|---------|-----|-----|-----------|---|---|-----------|-----|---|-----------|-----|-----|-----------|---|---|----------|---|---|
| | | M+W | M | W | M+W | M | W | M+W | M | W | M+W | M | W | M+W | M | W | M+W | M | W |
| 1 | AUT | 770 | 685 | 85 | - | - | - | 215 | 215 | - | 555 | 470 | 85 | - | - | - | - | - | - |
| 2 | ITA | 368 | 252 | 116 | - | - | - | 95 | 95 | - | 273 | 157 | 116 | - | - | - | - | - | - |
| 3 | FRA | 327 | 303 | 24 | - | - | - | 68 | 68 | - | 259 | 235 | 24 | - | - | - | - | - | - |
| 4 | USA | 310 | 263 | 47 | - | - | - | 43 | 43 | - | 267 | 220 | 47 | - | - | - | - | - | - |
| 5 | FIN | 225 | 180 | 45 | - | - | - | 100 | 100 | - | 125 | 80 | 45 | - | - | - | - | - | - |
| 6 | SUI | 211 | 142 | 69 | - | - | - | 43 | 43 | - | 168 | 99 | 69 | - | - | - | - | - | - |
| 7 | SWE | 206 | 104 | 102 | - | - | - | 52 | 52 | - | 154 | 52 | 102 | - | - | - | - | - | - |
| 8 | NOR | 135 | 124 | 11 | - | - | - | 58 | 58 | - | 77 | 66 | 11 | - | - | - | - | - | - |
| 9 | GER | 100 | - | 100 | - | - | - | - | - | - | 100 | - | 100 | - | - | - | - | - | - |
| 10 | SLO | 76 | 26 | 50 | - | - | - | 15 | 15 | - | 61 | 11 | 50 | - | - | - | - | - | - |
| 11 | SPA | 60 | - | 60 | - | - | - | - | - | - | 60 | - | 60 | - | - | - | - | - | - |
| 12 | CRO | 31 | 31 | - | - | - | - | - | - | - | 31 | 31 | - | - | - | - | - | - | - |
| 13 | JPN | 22 | 22 | - | - | - | - | 22 | 22 | - | - | - | - | - | - | - | - | - | - |
| 14 | GBR | 6 | - | 6 | - | - | - | - | - | - | 6 | - | 6 | - | - | - | - | - | - |
| 15 | CAN | 3 | 3 | - | - | - | - | - | - | - | 3 | 3 | - | - | - | - | - | - | - |






FIS SKI WORLD CUP

FIS SKI WORLD CUP
AFTER 1st MEN'S SLALOM
MANUFACTURERS STANDINGS MEN presented by "DIE PRESSE"

Number of Manufacturers: 8

| Place | Manufacturer | Points | Diff. | DH | SL | GS | SG | K |
|-------|--------------|--------|-------|----|-----|-----|----|---|
| 1 | ATOMIC | 420 | | - | 100 | 320 | - | - |
| 2 | ROSSIGNOL | 200 | - 220 | - | - | 200 | - | - |
| 3 | SALOMON | 170 | - 250 | - | - | 170 | - | - |
| 4 | VÖLKL | 105 | - 315 | - | 105 | - | - | - |
| 5 | FISCHER | 80 | - 340 | - | 80 | - | - | - |
| 6 | DYNASTAR | 60 | - 360 | - | - | 60 | - | - |
| 7 | NORDICA | 50 | - 370 | - | 50 | - | - | - |
| 8 | HEAD | 40 | - 380 | - | 40 | - | - | - |





FIS SKI WORLD CUP

FIS SKI WORLD CUP AFTER 1st MEN'S SLALOM

MANUFACTURERS STANDINGS OVERALL presented by "DIE PRESSE"

Number of Manufacturers: 8

| Place | Manufacturer | Overall | | | DH Points | | | SL Points | | | GS Points | | | SG Points | | | K Points | | |
|-------|--------------|---------|-----|-----|-----------|---|---|-----------|-----|---|-----------|-----|-----|-----------|---|---|----------|---|---|
| | | M+W | M | W | M+W | M | W | M+W | M | W | M+W | M | W | M+W | M | W | M+W | M | W |
| 1 | ROSSIGNOL | 495 | 200 | 295 | - | - | - | - | - | - | 495 | 200 | 295 | - | - | - | - | - | - |
| 2 | ATOMIC | 420 | 420 | - | - | - | - | 100 | 100 | - | 320 | 320 | - | - | - | - | - | - | - |
| 3 | SALOMON | 250 | 170 | 80 | - | - | - | - | - | - | 250 | 170 | 80 | - | - | - | - | - | - |
| 4 | VÖLKL | 105 | 105 | - | - | - | - | 105 | 105 | - | - | - | - | - | - | - | - | - | - |
| 5 | FISCHER | 80 | 80 | - | - | - | - | 80 | 80 | - | - | - | - | - | - | - | - | - | - |
| 6 | DYNASTAR | 60 | 60 | - | - | - | - | - | - | - | 60 | 60 | - | - | - | - | - | - | - |
| 7 | NORDICA | 50 | 50 | - | - | - | - | 50 | 50 | - | - | - | - | - | - | - | - | - | - |
| 8 | HEAD | 40 | 40 | - | - | - | - | 40 | 40 | - | - | - | - | - | - | - | - | - | - |

