



FIS SKI WORLD CUP
3rd MEN'S DOWNHILL
ALPHABETICAL LIST OF COMPETITORS



Number of Competitors: 60

Nation	FIS Code	Name	FIS Points (December 2003 List)			
			DH	SL	GS	SG
AUS	40170	BEAR Aj	32.19 (116)	113.27 (2559)	33.60 (311)	17.19 (62)
	40171	BRANCH Craig	32.99 (120)	54.34 (777)	38.71 (426)	32.04 (155)
AUT	50024	EBERHARTER Stephan	0.00 (1)	170.67 (4011)	5.05 (17)	0.00 (1)
	50833	GRUGGER Johann	10.82 (35)	111.08 (2492)	19.94 (115)	12.63 (39)
	50482	HOLZKNECHT Norbert	6.00 (31)	259.00 (5087)	19.29 (110)	6.00 (31)
	50360	KNAUSS Hans	5.47 (22)	–	1.83 (3)	5.10 (18)
	50753	KROELL Klaus	4.13 (12)	197.38 (4500)	62.62 (1013)	14.12 (52)
	50423	MAIER Hermann	5.48 (23)	65.11 (1050)	5.50 (20)	3.03 (3)
	50310	RZEHAK Peter	4.60 (15)	–	102.05 (2290)	25.68 (114)
	50124	SCHIFFERER Andreas	3.94 (10)	163.48 (3858)	4.54 (11)	4.76 (15)
	50182	STROBL Fritz	3.70 (8)	–	40.30 (468)	4.99 (17)
	50221	TRINKL Hannes	3.94 (10)	–	48.76 (646)	4.88 (16)
50041	WALCHHOFER Michael	1.62 (2)	17.14 (102)	15.15 (70)	5.47 (20)	
CAN	102263	GUAY Erik	5.41 (20)	36.32 (369)	21.12 (136)	5.39 (19)
	101375	LAVOIE Vincent	27.39 (94)	47.35 (610)	52.79 (736)	20.56 (83)
FRA	191591	BERTRAND Yannick	13.30 (43)	101.75 (2198)	50.40 (678)	22.49 (94)
	191415	BOTTOLLIER-LASQUIN Marc	10.98 (36)	62.85 (982)	62.68 (1017)	22.32 (93)
	190097	BURTIN Nicolas	5.42 (21)	–	28.01 (216)	37.01 (199)
	191740	CLAREY Johan	14.65 (46)	35.27 (341)	32.20 (285)	25.65 (113)
	191115	CRETIER Claude	18.73 (57)	148.44 (3509)	76.52 (1435)	15.95 (56)
	190930	DENERIAZ Antoine	3.23 (4)	133.56 (3125)	93.17 (1988)	19.90 (80)
	190945	FOURNIER-BIDOZ Sebastien	5.59 (24)	97.99 (2049)	44.85 (553)	13.18 (42)
	191008	MEILLEUR Cedric	22.14 (80)	107.44 (2371)	32.59 (300)	18.27 (67)
GBR	220228	MICKEL Finlay	20.50 (72)	85.38 (1623)	53.38 (750)	24.42 (104)
GER	200249	STANKALLA Stefan	28.89 (100)	94.86 (1926)	35.88 (356)	13.76 (46)
ITA	291116	FATTORI Alessandro	38.78 (144)	95.92 (1966)	171.11 (4108)	4.70 (14)
	292455	FILL Peter	18.25 (56)	17.33 (105)	8.47 (39)	5.99 (28)
	291389	FISCHNALLER Roland	18.98 (59)	159.96 (3781)	39.65 (450)	14.63 (53)
	290255	GHEDINA Kristian	6.00 (31)	96.88 (2006)	52.29 (728)	6.00 (31)
	291210	GROS Giorgio	32.45 (118)	80.37 (1472)	88.73 (1840)	18.44 (70)



FIS SKI WORLD CUP
3rd MEN'S DOWNHILL
ALPHABETICAL LIST OF COMPETITORS



Number of Competitors: 60

Nation	FIS Code	Name	FIS Points (December 2003 List)							
			DH		SL		GS		SG	
ITA	292056	GUFLER Michael	26.93	(90)	41.20	(467)	7.83	(36)	19.35	(76)
	290489	SELETTO Erik	17.41	(53)	258.44	(5084)	61.25	(959)	22.79	(97)
	290998	STAUDACHER Patrick	21.80	(76)	49.16	(654)	38.00	(407)	13.31	(43)
	291641	SULZENBACHER Kurt	5.86	(28)	156.18	(3693)	59.14	(916)	16.18	(58)
LIE	350032	BUECHEL Marco	13.11	(39)	96.37	(1982)	9.30	(40)	2.47	(2)
NOR	420470	KJUS Lasse	5.91	(29)	14.59	(76)	11.39	(51)	4.01	(7)
	420681	SIVERTSEN Kenneth	6.00	(31)	204.86	(4595)	20.24	(126)	6.00	(31)
	420911	SOLBAKKEN Bjarne	16.14	(51)	43.72	(515)	7.48	(33)	5.62	(23)
	421328	SVINDAL Aksel Lund	19.23	(61)	6.93	(33)	5.69	(23)	5.82	(24)
SLO	560332	JERMAN Andrej	15.86	(50)	30.94	(249)	31.59	(275)	13.36	(44)
	560187	PEN Peter	22.04	(77)	142.77	(3362)	45.80	(577)	19.88	(79)
	560298	REBERSAK Jernej	46.06	(182)	28.93	(225)	21.06	(134)	22.49	(94)
	560302	SPAROVEC Gregor	15.45	(49)	65.97	(1075)	28.38	(222)	12.84	(41)
SUI	510035	CAVEGN Franco	4.68	(16)	–		141.59	(3489)	5.59	(22)
	510030	CUCHE Didier	3.64	(7)	252.33	(5056)	5.36	(19)	3.06	(5)
	510727	DEFAGO Didier	5.35	(19)	19.72	(123)	5.04	(16)	4.56	(11)
	510051	GRUENENFELDER Juerg	21.34	(75)	131.98	(3084)	22.76	(156)	21.70	(90)
	510747	GRUENENFELDER Tobias	14.49	(45)	106.60	(2355)	5.99	(30)	5.51	(21)
	510767	HOFFMANN Ambrosi	3.82	(9)	128.34	(2985)	7.81	(35)	4.58	(12)
	510478	KERNEN Bruno	3.41	(6)	59.70	(900)	30.97	(261)	4.55	(10)
	510756	VON WEISSENFLOH Rolf	19.42	(63)	240.65	(4967)	56.55	(832)	31.18	(149)
	510344	ZUEGER Daniel	12.41	(38)	220.62	(4792)	61.35	(965)	13.83	(47)
SWE	500150	JAERBYN Patrik	13.23	(42)	86.07	(1644)	13.56	(59)	5.99	(28)
USA	533087	BISHOP Wade H	23.78	(83)	53.43	(752)	36.95	(383)	35.11	(181)
	530137	FIALA Jakub	19.30	(62)	124.82	(2888)	29.00	(232)	16.99	(60)
	533842	FRANCIS Kevin	19.89	(67)	45.88	(581)	29.20	(234)	35.84	(192)
	533098	FRIEDMAN Bryon	17.32	(52)	17.64	(107)	27.55	(207)	31.54	(152)
	532490	MACARTNEY Scott	19.17	(60)	40.65	(453)	22.24	(148)	24.90	(110)
	532431	MILLER Bode	4.53	(13)	5.07	(16)	0.00	(1)	3.87	(6)
	531040	RAHLVES Daron	1.86	(3)	222.36	(4812)	19.98	(116)	5.93	(26)

LEGEND	DH Downhill	SL Slalom	GS Giant Slalom	SG Super-G
---------------	--------------------	------------------	------------------------	-------------------

06-12-2003 / Beaver Creek (USA) / 0454

Page 2/2

Data Processing by SWATCH

www.fis-ski.com

SWATCH Timing

Generation Date: FRI 5 DEC 2003

Time: 16:56 Swatch Internet Time: @ 39

Document: 32E 1.0



FIS SKI WORLD CUP
3rd MEN'S DOWNHILL
DRAW LIST BY POINTS



Number of Competitors: 60

No.	FIS Code	Name	Nation	WCSL-DH	WCSL-O	FIS-DH
1	50024	EBERHARTER Stephan	AUT	785 (1)	1418 (1)	0.00 (1)
2	531040	RAHLVES Daron	USA	607 (2)	679 (9)	1.86 (3)
3	50041	WALCHHOFER Michael	AUT	592 (3)	830 (5)	1.62 (2)
4	190930	DENERIAZ Antoine	FRA	374 (4)	380 (26)	3.23 (4)
5	510478	KERNEN Bruno	SUI	364 (5)	609 (12)	3.41 (5)
6	510030	CUCHE Didier	SUI	330 (7)	696 (8)	3.64 (6)
7	50182	STROBL Fritz	AUT	319 (8)	445 (22)	3.70 (7)
8	50221	TRINKL Hannes	AUT	318 (9)	451 (20)	3.94 (10)
9	50124	SCHIFFERER Andreas	AUT	312 (10)	641 (11)	3.94 (9)
10	510767	HOFFMANN Ambrosi	SUI	308 (11)	569 (14)	3.82 (8)
11	50753	KROELL Klaus	AUT	296 (12)	303 (30)	4.13 (11)
12	510035	CAVEGN Franco	SUI	237 (13)	324 (29)	4.68 (14)
13	532431	MILLER Bode	USA	224 (14)	1409 (2)	4.53 (12)
14	50310	RZEHAK Peter	AUT	217 (16)	217 (49)	4.60 (13)
15	50423	MAIER Hermann	AUT	171 (19)	527 (17)	5.48 (19)
16	+400 510727	DEFAGO Didier	SUI	147 (21)	548 (15)	5.35 (15)
17	+400 50360	KNAUSS Hans	AUT	128 (24)	677 (10)	5.47 (18)
18	+400 420470	KJUS Lasse	NOR	122 (26)	516 (18)	5.91 (22)
19	190097	BURTIN Nicolas	FRA	155 (20)	155 (57)	5.42 (17)
20	102263	GUAY Erik	CAN	139 (22)	239 (41)	5.41 (16)
21	420911	SOLBAKKEN Bjarne	NOR	132 (23)	270 (36)	16.14 (36)
22	190945	FOURNIER-BIDOZ Sebastien	FRA	127 (25)	169 (53)	5.59 (20)
23	291641	SULZENBACHER Kurt	ITA	101 (27)	101 (70)	5.86 (21)
24	50833	GRUGGER Johann	AUT	72 (31)	81 (77)	10.82 (26)
25	510756	VON WEISSENFLUH Rolf	SUI	71 (33)	71 (85)	19.42 (45)
26	290255	GHEDINA Kristian	ITA	70 (34)	73 (83)	6.00 (24)
27	350032	BUECHEL Marco	LIE	62 (36)	397 (25)	13.11 (29)
28	560332	JERMAN Andrej	SLO	58 (37)	140 (61)	15.86 (35)
29	500150	JAERBYN Patrik	SWE	52 (38)	113 (67)	13.23 (30)
30	560302	SPAROVEC Gregor	SLO	52 (38)	103 (69)	15.45 (34)
31	50482	HOLZKNECHT Norbert	AUT	31 (45)	31 (110)	6.00 (23)
32	420681	SIVERTSEN Kenneth	NOR	12 (53)	33 (108)	6.00 (25)
33	191415	BOTTOLLIER-LASQUIN Marc	FRA	-	11 (138)	10.98 (27)
34	510344	ZUEGER Daniel	SUI	23 (48)	23 (118)	12.41 (28)
35	191591	BERTRAND Yannick	FRA	4 (64)	4 (157)	13.30 (31)
36	510747	GRUENENFELDER Tobias	SUI	6 (61)	156 (56)	14.49 (32)



FIS SKI WORLD CUP
3rd MEN'S DOWNHILL
DRAW LIST BY POINTS



Number of Competitors: 60

No.	FIS Code	Name	Nation	WCSL-DH	WCSL-O	FIS-DH
37	191740	CLAREY Johan	FRA	-	-	14.65 (33)
38	533098	FRIEDMAN Bryon	USA	8 (58)	8 (146)	17.32 (37)
39	290489	SELETTO Erik	ITA	37 (43)	37 (105)	17.41 (38)
40	292455	FILL Peter	ITA	35 (44)	172 (52)	18.25 (39)
41	191115	CRETIER Claude	FRA	22 (49)	45 (98)	18.73 (40)
42	291389	FISCHNALLER Roland	ITA	44 (41)	49 (94)	18.98 (41)
43	532490	MACARTNEY Scott	USA	-	32 (109)	19.17 (42)
44	421328	SVINDAL Aksel Lund	NOR	24 (47)	299 (33)	19.23 (43)
45	530137	FIALA Jakub	USA	50 (40)	79 (79)	19.30 (44)
46	533842	FRANCIS Kevin	USA	-	-	19.89 (46)
47	220228	MICKEL Finlay	GBR	7 (59)	7 (149)	20.50 (47)
48	510051	GRUENENFELDER Juerg	SUI	21 (50)	21 (120)	21.34 (48)
49	290998	STAUDACHER Patrick	ITA	-	16 (129)	21.80 (49)
50	560187	PEN Peter	SLO	12 (53)	12 (135)	22.04 (50)
51	191008	MEILLEUR Cedric	FRA	20 (51)	20 (121)	22.14 (51)
52	533087	BISHOP Wade H	USA	-	-	23.78 (52)
53	292056	GUFLER Michael	ITA	-	44 (100)	26.93 (53)
54	101375	LAVOIE Vincent	CAN	1 (67)	11 (138)	27.39 (54)
55	200249	STANKALLA Stefan	GER	2 (65)	35 (107)	28.89 (55)
56	40170	BEAR Aj	AUS	7 (59)	20 (121)	32.19 (56)
57	291210	GROS Giorgio	ITA	-	12 (135)	32.45 (57)
58	40171	BRANCH Craig	AUS	-	-	32.99 (58)
59	291116	FATTORI Alessandro	ITA	9 (56)	154 (58)	38.78 (59)
60	560298	REBERSAK Jernej	SLO	-	-	46.06 (60)

LEGEND

+400 More than 400 points on WCSL-O after 15th place or after 30th place
WCSL-DH World Cup Start List points for Downhill
FIS-DH FIS points for Downhill
WCSL-O No. Overall WCSL points Control Number

06-12-2003 / Beaver Creek (USA) / 0454

Page 2/2

Data Processing by SWATCH

www.fis-ski.com

SWATCH Timing

Generation Date: FRI 5 DEC 2003

Time: 16:56 Swatch Internet Time: @ 39

Document: 45A 1.0



FIS SKI WORLD CUP
3rd MEN'S DOWNHILL
START LIST

**Jury**

TD FIS	G. WILLIAMSON	CAN
Referee	G. HUJARA	FIS
Assistant Referee	H. SCHMALZL	FIS
Chief of Race	J. ROBERTS	USA

Technical Data

Course Name	Birds of Prey/Golden Eagle
Start Altitude	3483 m
Finish Altitude	2726 m
Vertical Drop	757 m
Course Length	2715 m
Homologation Number	6832/10/02

Race Information

Course Setter	H. SCHMALZL	FIS
Number of Gates	42	
Start Time	11:00	

Forerunners	A - E. HOLMER	USA	F - J. HARRISON	USA
	B - J. JOHNSON	USA	G - A. COLE	USA
	C - N. BAKER	USA	H - B. BABBITT	USA
	D - N. ASOIAN	USA	I - J. TRANSUE	USA
	E - S. NYMAN	USA	J - E. WEISS	USA

Number of Competitors: 60

Bib	FIS Code	Name	Year of Birth	Nation	Time	Ski
1	560302	SPAROVEC Gregor	1977	SLO	_____	HEAD
2	500150	JAERBYN Patrik	1969	SWE	_____	ATOMIC
3	560332	JERMAN Andrej	1978	SLO	_____	ROSSIGNOL
4	350032	BUECHEL Marco	1971	LIE	_____	HEAD
5	290255	GHDINA Kristian	1969	ITA	_____	FISCHER
6	510756	VON WEISSENFLUH Rolf	1977	SUI	_____	HEAD
7	50833	GRUGGER Johann	1981	AUT	_____	HEAD
8	291641	SULZENBACHER Kurt	1976	ITA	_____	ROSSIGNOL
9	190945	FOURNIER-BIDOZ Sebastien	1976	FRA	_____	ROSSIGNOL
10	420911	SOLBAKKEN Bjarne	1977	NOR	_____	ATOMIC
11	102263	GUAY Erik	1981	CAN	_____	ATOMIC
12	190097	BURTIN Nicolas	1972	FRA	_____	ATOMIC
13	420470	KJUS Lasse	1971	NOR	_____	DYNASTAR
14	50360	KNAUSS Hans	1971	AUT	_____	ATOMIC
15	510727	DEFAGO Didier	1977	SUI	_____	ATOMIC
16	50423	MAIER Hermann	1972	AUT	_____	ATOMIC
17	50310	RZEHAK Peter	1970	AUT	_____	SALOMON
18	532431	MILLER Bode	1977	USA	_____	ROSSIGNOL
19	510035	CAVEGN Franco	1971	SUI	_____	HEAD
20	50753	KROELL Klaus	1980	AUT	_____	HEAD



FIS SKI WORLD CUP
3rd MEN'S DOWNHILL
START LIST



Number of Competitors: 60

Bib	FIS Code	Name	Year of Birth	Nation	Time	Ski
21	510767	HOFFMANN Ambrosi	1977	SUI	_____	STÖCKLI
22	50124	SCHIFFERER Andreas	1974	AUT	_____	ATOMIC
23	50221	TRINKL Hannes	1968	AUT	_____	HEAD
24	50182	STROBL Fritz	1972	AUT	_____	SALOMON
25	510030	CUCHE Didier	1974	SUI	_____	ATOMIC
26	510478	KERNEN Bruno	1972	SUI	_____	ROSSIGNOL
27	190930	DENERIAZ Antoine	1976	FRA	_____	ATOMIC
28	50041	WALCHHOFER Michael	1975	AUT	_____	ATOMIC
29	531040	RAHLVES Daron	1973	USA	_____	ATOMIC
30	50024	EBERHARTER Stephan	1969	AUT	_____	ATOMIC
31	50482	HOLZKNECHT Norbert	1976	AUT	_____	HEAD
32	420681	SIVERTSEN Kenneth	1973	NOR	_____	ROSSIGNOL
33	191415	BOTTOLLIER-LASQUIN Marc	1979	FRA	_____	SALOMON
34	510344	ZUEGER Daniel	1979	SUI	_____	STÖCKLI
35	191591	BERTRAND Yannick	1980	FRA	_____	DYNASTAR
36	510747	GRUENENFELDER Tobias	1977	SUI	_____	SALOMON
37	191740	CLAREY Johan	1981	FRA	_____	ROSSIGNOL
38	533098	FRIEDMAN Bryon	1980	USA	_____	ATOMIC
39	290489	SELETTO Erik	1975	ITA	_____	ATOMIC
40	292455	FILL Peter	1982	ITA	_____	DYNASTAR
41	191115	CRETIER Claude	1977	FRA	_____	SALOMON
42	291389	FISCHNALLER Roland	1975	ITA	_____	ATOMIC
43	532490	MACARTNEY Scott	1978	USA	_____	SALOMON
44	421328	SVINDAL Aksel Lund	1982	NOR	_____	ATOMIC
45	530137	FIALA Jakub	1975	USA	_____	ATOMIC
46	533842	FRANCIS Kevin	1982	USA	_____	FISCHER
47	220228	MICKEL Finlay	1977	GBR	_____	ATOMIC
48	510051	GRUENENFELDER Juerg	1974	SUI	_____	STÖCKLI
49	290998	STAUDACHER Patrick	1980	ITA	_____	HEAD
50	560187	PEN Peter	1973	SLO	_____	ROSSIGNOL
51	191008	MEILLEUR Cedric	1976	FRA	_____	ROSSIGNOL
52	533087	BISHOP Wade H	1980	USA	_____	ATOMIC
53	292056	GUFLER Michael	1979	ITA	_____	ATOMIC
54	101375	LAVOIE Vincent	1977	CAN	_____	ATOMIC
55	200249	STANKALLA Stefan	1975	GER	_____	HEAD
56	40170	BEAR Aj	1977	AUS	_____	ATOMIC
57	291210	GROS Giorgio	1981	ITA	_____	ROSSIGNOL
58	40171	BRANCH Craig	1977	AUS	_____	ATOMIC
59	291116	FATTORI Alessandro	1973	ITA	_____	FISCHER
60	560298	REBERSAK Jernej	1977	SLO	_____	ATOMIC



FIS SKI WORLD CUP
3rd MEN'S DOWNHILL
OFFICIAL RESULTS



Jury			Technical Data	
TD FIS	G. WILLIAMSON	CAN	Course Name	Birds of Prey/Golden Eagle
Referee	G. HUJARA	FIS	Start Altitude	3483 m
Assistant Referee	H. SCHMALZL	FIS	Finish Altitude	2726 m
Chief of Race	J. ROBERTS	USA	Vertical Drop	757 m
			Course Length	2715 m
			Homologation Number	6832/10/02

Race Information				
Course Setter	H. SCHMALZL	FIS		
Number of Gates	42			
Start Time	11:00			
Forerunners	A - E. HOLMER	USA	F - J. HARRISON	USA
	B - J. JOHNSON	USA	G - A. COLE	USA
	C - N. BAKER	USA	H - B. BABBITT	USA
	D - N. ASOIAN	USA	I - J. TRANSUE	USA
	E - S. NYMAN	USA	J - E. WEISS	USA

Weather: Partly Cloudy **Snow:** Hard **Temperature – Start:** 4 °C **Finish:** -2 °C **F-factor:** 1350

Number of Competitors: 60

Rank	Bib	FIS Code	Name	Year of Birth	Nation	Time	Diff.	Race Points	Ski
1	16	50423	MAIER Hermann	1972	AUT	1:39.76		0.00	ATOMIC
2	14	50360	KNAUSS Hans	1971	AUT	1:40.71	0.95	12.86	ATOMIC
3	22	50124	SCHIFFERER Andreas	1974	AUT	1:40.95	1.19	16.10	ATOMIC
4	29	531040	RAHLVES Daron	1973	USA	1:41.01	1.25	16.92	ATOMIC
5	20	50753	KROELL Klaus	1980	AUT	1:41.08	1.32	17.86	HEAD
6	28	50041	WALCHHOFER Michael	1975	AUT	1:41.12	1.36	18.40	ATOMIC
7	4	350032	BUECHEL Marco	1971	LIE	1:41.17	1.41	19.08	HEAD
8	7	50833	GRUGGER Johann	1981	AUT	1:41.26	1.50	20.30	HEAD
9	24	50182	STROBL Fritz	1972	AUT	1:41.37	1.61	21.79	SALOMON
10	2	500150	JAERBYN Patrik	1969	SWE	1:41.42	1.66	22.46	ATOMIC
11	19	510035	CAVEGN Franco	1971	SUI	1:41.56	1.80	24.36	HEAD
12	30	50024	EBERHARTER Stephan	1969	AUT	1:41.76	2.00	27.06	ATOMIC
13	5	290255	GHEDINA Kristian	1969	ITA	1:41.90	2.14	28.96	FISCHER
14	13	420470	KJUS Lasse	1971	NOR	1:41.94	2.18	29.50	DYNASTAR
15	10	420911	SOLBAKKEN Bjarne	1977	NOR	1:41.99	2.23	30.18	ATOMIC
16	17	50310	RZEHAK Peter	1970	AUT	1:42.10	2.34	31.67	SALOMON
16	8	291641	SULZENBACHER Kurt	1976	ITA	1:42.10	2.34	31.67	ROSSIGNOL

#385 _____



FIS SKI WORLD CUP
3rd MEN'S DOWNHILL
OFFICIAL RESULTS



Number of Competitors: 60

Rank	Bib	FIS Code	Name	Year of Birth	Nation	Time	Diff.	Race Points	Ski
18	9	190945	FOURNIER-BIDOZ Sebastien	1976	FRA	1:42.16	2.40	32.48	ROSSIGNOL
19	15	510727	DEFAGO Didier	1977	SUI	1:42.36	2.60	35.18	ATOMIC
20	26	510478	KERNAN Bruno	1972	SUI	1:42.37	2.61	35.32	ROSSIGNOL
20	3	560332	JERMAN Andrej	1978	SLO	1:42.37	2.61	35.32	ROSSIGNOL
22	21	510767	HOFFMANN Ambrosi	1977	SUI	1:42.41	2.65	35.86	STÖCKLI
23	12	190097	BURTIN Nicolas	1972	FRA	1:42.57	2.81	38.03	ATOMIC
24	38	533098	FRIEDMAN Bryon	1980	USA	1:42.63	2.87	38.84	ATOMIC
25	35	191591	BERTRAND Yannick	1980	FRA	1:42.73	2.97	40.19	DYNASTAR
26	31	50482	HOLZKNECHT Norbert	1976	AUT	1:42.77	3.01	40.73	HEAD
27	44	421328	SVINDAL Aksel Lund	1982	NOR	1:42.92	3.16	42.76	ATOMIC
28	56	40170	BEAR Aj	1977	AUS	1:42.94	3.18	43.03	ATOMIC
29	40	292455	FILL Peter	1982	ITA	1:42.95	3.19	43.17	DYNASTAR
30	6	510756	VON WEISSENFLUH Rolf	1977	SUI	1:42.96	3.20	43.30	HEAD
31	25	510030	CUCHE Didier	1974	SUI	1:43.03	3.27	44.25	ATOMIC
32	43	532490	MACARTNEY Scott	1978	USA	1:43.05	3.29	44.52	SALOMON
33	49	290998	STAUDACHER Patrick	1980	ITA	1:43.06	3.30	44.66	HEAD
34	42	291389	FISCHNALLER Roland	1975	ITA	1:43.07	3.31	44.79	ATOMIC
34	27	190930	DENERIAZ Antoine	1976	FRA	1:43.07	3.31	44.79	ATOMIC
36	59	291116	FATTORI Alessandro	1973	ITA	1:43.19	3.43	46.42	FISCHER
37	34	510344	ZUEGER Daniel	1979	SUI	1:43.21	3.45	46.69	STÖCKLI
38	41	191115	CRETIER Claude	1977	FRA	1:43.33	3.57	48.31	SALOMON
39	11	102263	GUAY Erik	1981	CAN	1:43.40	3.64	49.26	ATOMIC
40	45	530137	FIALA Jakub	1975	USA	1:43.43	3.67	49.66	ATOMIC
41	54	101375	LAVOIE Vincent	1977	CAN	1:43.49	3.73	50.48	ATOMIC
42	52	533087	BISHOP Wade H	1980	USA	1:43.52	3.76	50.88	ATOMIC
43	47	220228	MICKEL Finlay	1977	GBR	1:43.54	3.78	51.15	ATOMIC
44	57	291210	GROS Giorgio	1981	ITA	1:43.75	3.99	53.99	ROSSIGNOL
45	58	40171	BRANCH Craig	1977	AUS	1:43.79	4.03	54.54	ATOMIC
46	36	510747	GRUENENFELDER Tobias	1977	SUI	1:43.95	4.19	56.70	SALOMON
47	37	191740	CLAREY Johan	1981	FRA	1:44.29	4.53	61.30	ROSSIGNOL
48	32	420681	SIVERTSEN Kenneth	1973	NOR	1:44.51	4.75	64.28	ROSSIGNOL
49	50	560187	PEN Peter	1973	SLO	1:44.80	5.04	68.20	ROSSIGNOL
50	53	292056	GUFLER Michael	1979	ITA	1:45.05	5.29	71.59	ATOMIC
51	60	560298	REBERSAK Jernej	1977	SLO	1:45.33	5.57	75.38	ATOMIC
52	33	191415	BOTTOLLIER-LASQUIN Marc	1979	FRA	1:45.56	5.80	78.49	SALOMON
53	46	533842	FRANCIS Kevin	1982	USA	1:45.60	5.84	79.03	FISCHER
54	48	510051	GRUENENFELDER Juerg	1974	SUI	1:46.22	6.46	87.42	STÖCKLI

DID NOT START: 3 competitors

39	290489	SELETTO Erik	1975	ITA					ATOMIC
51	191008	MEILLEUR Cedric	1976	FRA					ROSSIGNOL
55	200249	STANKALLA Stefan	1975	GER					HEAD

DID NOT FINISH: 3 competitors

1	560302	SPAROVEC Gregor	1977	SLO					HEAD
18	532431	MILLER Bode	1977	USA					ROSSIGNOL

#385 _____



FIS SKI WORLD CUP
3rd MEN'S DOWNHILL
OFFICIAL RESULTS



Number of Competitors: 60

Rank	Bib	FIS Code	Name	Year of Birth	Nation	Time	Diff.	Race Points	Ski
	23	50221	TRINKL Hannes	1968	AUT				HEAD

Technical Delegate:

G. WILLIAMSON (CAN) #385



FIS SKI WORLD CUP
3rd MEN'S DOWNHILL
PENALTY CALCULATION



Best 10 at Finish

Rank	Bib	FIS Code	Name	Nation	FIS Points	Best 5	Race Points
1	16	50423	MAIER Hermann	AUT	5.48		
2	14	50360	KNAUSS Hans	AUT	5.47		
3	22	50124	SCHIFFERER Andreas	AUT	3.94	3.94	16.10
4	29	531040	RAHLVES Daron	USA	1.86	1.86	16.92
5	20	50753	KROELL Klaus	AUT	4.13	4.13	17.86
6	28	50041	WALCHHOFER Michael	AUT	1.62	1.62	18.40
7	4	350032	BUECHEL Marco	LIE	13.11		
8	7	50833	GRUGGER Johann	AUT	10.82		
9	24	50182	STROBL Fritz	AUT	3.70	3.70	21.79
10	2	500150	JAERBYN Patrik	SWE	13.23		

Best 5 FIS Points at Start

Rank	Bib	FIS Code	Name	Nation	FIS Points
12	30	50024	EBERHARTER Stephan	AUT	0.00
6	28	50041	WALCHHOFER Michael	AUT	1.62
4	29	531040	RAHLVES Daron	USA	1.86
34	27	190930	DENERIAZ Antoine	FRA	3.23
20	26	510478	KERNEN Bruno	SUI	3.41

TOTALS:		
FIS Points of Best 5 at Start (B)	<u>10.12</u>	
FIS Points of Best at Finish in Top 10 (A)		<u>15.25</u>
Race Points of Corresponding Competitors (C)		<u>91.07</u>
Calculated Penalty (A+B-C) : 10 =>	-6.570	
Rounded	-6.57	
Category Adder	0.00	
Correction Value (Z)	-1.00	
Calculated Penalty	-5.57	
Penalty Applied	0.00	

Technical Delegate:
G. WILLIAMSON (CAN) #385



FIS SKI WORLD CUP
3rd MEN'S DOWNHILL
PERFORMANCE ANALYSIS 1



Number of Competitors: 54

Rank	Bib	Name	Nation	Positions			Partials			Difference		Speed		
				Pos.	Time	Rank	Pos.	Time	Rank	Time	Dist(m)	Pos.	km/h	Rank
1	16	MAIER Hermann	AUT	Int1:	24.14	(2)	I1-I2:	30.45	(1)	0.10		Sp1:	122.03	(3)
				Int2:	54.59	(1)	I2-I3:	17.33	(1)	0.00				
				Int3:	1:11.92	(1)	I3-I4:	10.96	(2)	0.00				
				Int4:	1:22.88	(1)	I4-Fin:	16.88	(8)	0.00				
				Fin:	1:39.76	(1)				0.00	0.00	Avg.:	97.98	
2	14	KNAUSS Hans	AUT	Int1:	24.60	(24)	I1-I2:	30.46	(2)	0.56		Sp1:	120.00	(10)
				Int2:	55.06	(3)	I2-I3:	17.74	(5)	0.47				
				Int3:	1:12.80	(2)	I3-I4:	11.08	(5)	0.88				
				Int4:	1:23.88	(2)	I4-Fin:	16.83	(5)	1.00				
				Fin:	1:40.71	(2)				0.95	25.61	Avg.:	97.05	
3	22	SCHIFFERER Andreas	AUT	Int1:	24.76	(37)	I1-I2:	30.57	(3)	0.72		Sp1:	118.35	(18)
				Int2:	55.33	(5)	I2-I3:	17.74	(5)	0.74				
				Int3:	1:13.07	(4)	I3-I4:	11.19	(23)	1.15				
				Int4:	1:24.26	(5)	I4-Fin:	16.69	(1)	1.38				
				Fin:	1:40.95	(3)				1.19	32.00	Avg.:	96.82	
4	29	RAHLVES Daron	USA	Int1:	24.74	(34)	I1-I2:	30.66	(4)	0.70		Sp1:	118.03	(20)
				Int2:	55.40	(8)	I2-I3:	17.73	(4)	0.81				
				Int3:	1:13.13	(5)	I3-I4:	11.17	(18)	1.21				
				Int4:	1:24.30	(7)	I4-Fin:	16.71	(2)	1.42				
				Fin:	1:41.01	(4)				1.25	33.60	Avg.:	96.76	
5	20	KROELL Klaus	AUT	Int1:	24.46	(11)	I1-I2:	31.07	(14)	0.42		Sp1:	120.67	(7)
				Int2:	55.53	(12)	I2-I3:	17.53	(2)	0.94				
				Int3:	1:13.06	(3)	I3-I4:	10.95	(1)	1.14				
				Int4:	1:24.01	(3)	I4-Fin:	17.07	(15)	1.13				
				Fin:	1:41.08	(5)				1.32	35.46	Avg.:	96.70	
6	28	WALCHHOFER Michael	AUT	Int1:	24.22	(4)	I1-I2:	30.86	(11)	0.18		Sp1:	121.00	(6)
				Int2:	55.08	(4)	I2-I3:	18.14	(31)	0.49				
				Int3:	1:13.22	(8)	I3-I4:	11.10	(6)	1.30				
				Int4:	1:24.32	(8)	I4-Fin:	16.80	(3)	1.44				
				Fin:	1:41.12	(6)				1.36	36.52	Avg.:	96.66	
7	4	BUECHEL Marco	LIE	Int1:	24.61	(25)	I1-I2:	30.75	(8)	0.57		Sp1:	120.67	(7)
				Int2:	55.36	(6)	I2-I3:	17.82	(9)	0.77				
				Int3:	1:13.18	(7)	I3-I4:	10.99	(4)	1.26				
				Int4:	1:24.17	(4)	I4-Fin:	17.00	(12)	1.29				
				Fin:	1:41.17	(7)				1.41	37.84	Avg.:	96.61	
8	7	GRUGGER Johann	AUT	Int1:	24.67	(27)	I1-I2:	30.73	(6)	0.63		Sp1:	117.71	(21)
				Int2:	55.40	(8)	I2-I3:	17.83	(10)	0.81				
				Int3:	1:13.23	(9)	I3-I4:	11.19	(23)	1.31				
				Int4:	1:24.42	(9)	I4-Fin:	16.84	(6)	1.54				
				Fin:	1:41.26	(8)				1.50	40.22	Avg.:	96.52	



FIS SKI WORLD CUP
3rd MEN'S DOWNHILL
PERFORMANCE ANALYSIS 1



Number of Competitors: 54

Rank	Bib	Name	Nation	Positions			Partials			Difference		Speed		
				Pos.	Time	Rank	Pos.	Time	Rank	Time	Dist(m)	Pos.	km/h	Rank
9	24	STROBL Fritz	AUT	Int1: 24.58 (21)			I1-I2: 30.90 (12)			0.54			Sp1: 115.81 (39)	
				Int2: 55.48 (10)			I2-I3: 17.77 (7)			0.89				
				Int3: 1:13.25 (10)			I3-I4: 11.18 (21)			1.33				
				Int4: 1:24.43 (10)			I4-Fin: 16.94 (9)			1.55				
				Fin: 1:41.37 (9)						1.61	43.12		Avg.: 96.42	
10	2	JAERBYN Patrik	SWE	Int1: 24.28 (5)			I1-I2: 30.73 (6)			0.24			Sp1: 118.35 (18)	
				Int2: 55.01 (2)			I2-I3: 18.13 (29)			0.42				
				Int3: 1:13.14 (6)			I3-I4: 11.13 (10)			1.22				
				Int4: 1:24.27 (6)			I4-Fin: 17.15 (19)			1.39				
				Fin: 1:41.42 (10)						1.66	44.44		Avg.: 96.37	
11	19	CAVEGN Franco	SUI	Int1: 24.48 (13)			I1-I2: 31.11 (16)			0.44			Sp1: 121.69 (5)	
				Int2: 55.59 (13)			I2-I3: 17.99 (18)			1.00				
				Int3: 1:13.58 (14)			I3-I4: 11.12 (8)			1.66				
				Int4: 1:24.70 (12)			I4-Fin: 16.86 (7)			1.82				
				Fin: 1:41.56 (11)						1.80	48.12		Avg.: 96.24	
12	30	EBERHARTER Stephan	AUT	Int1: 24.58 (21)			I1-I2: 30.78 (9)			0.54			Sp1: 117.07 (29)	
				Int2: 55.36 (6)			I2-I3: 18.13 (29)			0.77				
				Int3: 1:13.49 (13)			I3-I4: 11.13 (10)			1.57				
				Int4: 1:24.62 (11)			I4-Fin: 17.14 (17)			1.74				
				Fin: 1:41.76 (12)						2.00	53.36		Avg.: 96.05	
13	5	GHEDINA Kristian	ITA	Int1: 24.50 (16)			I1-I2: 31.68 (37)			0.46			Sp1: 120.33 (9)	
				Int2: 56.18 (29)			I2-I3: 17.96 (16)			1.59				
				Int3: 1:14.14 (25)			I3-I4: 10.96 (2)			2.22				
				Int4: 1:25.10 (20)			I4-Fin: 16.80 (3)			2.22				
				Fin: 1:41.90 (13)						2.14	57.02		Avg.: 95.92	
14	13	KJUS Lasse	NOR	Int1: 25.01 (49)			I1-I2: 30.66 (4)			0.97			Sp1: 119.33 (12)	
				Int2: 55.67 (16)			I2-I3: 18.03 (20)			1.08				
				Int3: 1:13.70 (17)			I3-I4: 11.10 (6)			1.78				
				Int4: 1:24.80 (14)			I4-Fin: 17.14 (17)			1.92				
				Fin: 1:41.94 (14)						2.18	58.06		Avg.: 95.88	
15	10	SOLBAKKEN Bjarne	NOR	Int1: 24.37 (6)			I1-I2: 31.28 (20)			0.33			Sp1: 116.44 (35)	
				Int2: 55.65 (15)			I2-I3: 17.94 (14)			1.06				
				Int3: 1:13.59 (16)			I3-I4: 11.37 (35)			1.67				
				Int4: 1:24.96 (17)			I4-Fin: 17.03 (14)			2.08				
				Fin: 1:41.99 (15)						2.23	59.36		Avg.: 95.83	
16	17	RZEHAKE Peter	AUT	Int1: 24.75 (36)			I1-I2: 30.84 (10)			0.71			Sp1: 124.13 (1)	
				Int2: 55.59 (13)			I2-I3: 17.79 (8)			1.00				
				Int3: 1:13.38 (11)			I3-I4: 11.53 (48)			1.46				
				Int4: 1:24.91 (16)			I4-Fin: 17.19 (22)			2.03				
				Fin: 1:42.10 (16)						2.34	62.22		Avg.: 95.73	
16	8	SULZENBACHER Kurt	ITA	Int1: 24.44 (10)			I1-I2: 31.31 (21)			0.40			Sp1: 117.07 (29)	
				Int2: 55.75 (19)			I2-I3: 18.06 (22)			1.16				
				Int3: 1:13.81 (19)			I3-I4: 11.27 (26)			1.89				
				Int4: 1:25.08 (18)			I4-Fin: 17.02 (13)			2.20				
				Fin: 1:42.10 (16)						2.34	62.22		Avg.: 95.73	
18	9	FOURNIER-BIDOZ Sebastien	FRA	Int1: 24.83 (39)			I1-I2: 31.20 (18)			0.79			Sp1: 119.66 (11)	
				Int2: 56.03 (25)			I2-I3: 17.55 (3)			1.44				
				Int3: 1:13.58 (14)			I3-I4: 11.17 (18)			1.66				
				Int4: 1:24.75 (13)			I4-Fin: 17.41 (36)			1.87				
				Fin: 1:42.16 (18)						2.40	63.78		Avg.: 95.67	



FIS SKI WORLD CUP
3rd MEN'S DOWNHILL
PERFORMANCE ANALYSIS 1



Number of Competitors: 54

Rank	Bib	Name	Nation	Positions			Partials			Difference		Speed		
				Pos.	Time	Rank	Pos.	Time	Rank	Time	Dist(m)	Pos.	km/h	Rank
19	15	DEFAGO Didier	SUI	Int1: 24.73 (32)			I1-I2: 31.09 (15)			0.69			Sp1: 117.71 (21)	
				Int2: 55.82 (22)			I2-I3: 17.95 (15)			1.23				
				Int3: 1:13.77 (18)			I3-I4: 11.32 (32)			1.85				
				Int4: 1:25.09 (19)			I4-Fin: 17.27 (28)			2.21				
				Fin: 1:42.36 (19)						2.60	68.96		Avg.: 95.49	
20	26	KERNEN Bruno	SUI	Int1: 24.37 (6)			I1-I2: 31.14 (17)			0.33			Sp1: 122.03 (3)	
				Int2: 55.51 (11)			I2-I3: 17.92 (12)			0.92				
				Int3: 1:13.43 (12)			I3-I4: 11.40 (40)			1.51				
				Int4: 1:24.83 (15)			I4-Fin: 17.54 (42)			1.95				
				Fin: 1:42.37 (20)						2.61	69.22		Avg.: 95.48	
20	3	JERMAN Andrej	SLO	Int1: 25.12 (54)			I1-I2: 30.96 (13)			1.08			Sp1: 118.68 (16)	
				Int2: 56.08 (26)			I2-I3: 17.97 (17)			1.49				
				Int3: 1:14.05 (23)			I3-I4: 11.17 (18)			2.13				
				Int4: 1:25.22 (21)			I4-Fin: 17.15 (19)			2.34				
				Fin: 1:42.37 (20)						2.61	69.22		Avg.: 95.48	
22	21	HOFFMANN Ambrosi	SUI	Int1: 24.88 (43)			I1-I2: 31.35 (22)			0.84			Sp1: 116.12 (37)	
				Int2: 56.23 (31)			I2-I3: 18.06 (22)			1.64				
				Int3: 1:14.29 (28)			I3-I4: 11.13 (10)			2.37				
				Int4: 1:25.42 (23)			I4-Fin: 16.99 (11)			2.54				
				Fin: 1:42.41 (22)						2.65	70.25		Avg.: 95.44	
23	12	BURTIN Nicolas	FRA	Int1: 24.96 (47)			I1-I2: 31.22 (19)			0.92			Sp1: 116.44 (35)	
				Int2: 56.18 (29)			I2-I3: 17.92 (12)			1.59				
				Int3: 1:14.10 (24)			I3-I4: 11.38 (36)			2.18				
				Int4: 1:25.48 (27)			I4-Fin: 17.09 (16)			2.60				
				Fin: 1:42.57 (23)						2.81	74.38		Avg.: 95.29	
24	38	FRIEDMAN Bryon	USA	Int1: 24.55 (19)			I1-I2: 31.41 (26)			0.51			Sp1: 114.58 (45)	
				Int2: 55.96 (24)			I2-I3: 18.08 (24)			1.37				
				Int3: 1:14.04 (22)			I3-I4: 11.28 (28)			2.12				
				Int4: 1:25.32 (22)			I4-Fin: 17.31 (31)			2.44				
				Fin: 1:42.63 (24)						2.87	75.92		Avg.: 95.24	
25	35	BERTRAND Yannick	FRA	Int1: 24.49 (15)			I1-I2: 31.64 (35)			0.45			Sp1: 117.39 (25)	
				Int2: 56.13 (27)			I2-I3: 18.17 (33)			1.54				
				Int3: 1:14.30 (29)			I3-I4: 11.14 (14)			2.38				
				Int4: 1:25.44 (25)			I4-Fin: 17.29 (29)			2.56				
				Fin: 1:42.73 (25)						2.97	78.49		Avg.: 95.14	
26	31	HOLZKNECHT Norbert	AUT	Int1: 24.69 (28)			I1-I2: 31.54 (31)			0.65			Sp1: 119.00 (14)	
				Int2: 56.23 (31)			I2-I3: 18.22 (34)			1.64				
				Int3: 1:14.45 (33)			I3-I4: 11.15 (15)			2.53				
				Int4: 1:25.60 (29)			I4-Fin: 17.17 (21)			2.72				
				Fin: 1:42.77 (26)						3.01	79.52		Avg.: 95.11	
27	44	SVINDAL Aksel Lund	NOR	Int1: 24.19 (3)			I1-I2: 31.50 (28)			0.15			Sp1: 117.71 (21)	
				Int2: 55.69 (17)			I2-I3: 18.31 (39)			1.10				
				Int3: 1:14.00 (20)			I3-I4: 11.46 (44)			2.08				
				Int4: 1:25.46 (26)			I4-Fin: 17.46 (39)			2.58				
				Fin: 1:42.92 (27)						3.16	83.36		Avg.: 94.97	
28	56	BEAR Aj	AUS	Int1: 24.47 (12)			I1-I2: 31.69 (38)			0.43			Sp1: 116.75 (32)	
				Int2: 56.16 (28)			I2-I3: 18.11 (27)			1.57				
				Int3: 1:14.27 (27)			I3-I4: 11.29 (30)			2.35				
				Int4: 1:25.56 (28)			I4-Fin: 17.38 (32)			2.68				
				Fin: 1:42.94 (28)						3.18	83.87		Avg.: 94.95	



FIS SKI WORLD CUP
3rd MEN'S DOWNHILL
PERFORMANCE ANALYSIS 1



Number of Competitors: 54

Rank	Bib	Name	Nation	Positions			Partials			Difference		Speed		
				Pos.	Time	Rank	Pos.	Time	Rank	Time	Dist(m)	Pos.	km/h	Rank
29	40	FILL Peter	ITA	Int1:	24.52	(17)	I1-I2:	31.39	(25)	0.48		Sp1:	118.68	(16)
				Int2:	55.91	(23)	I2-I3:	18.10	(26)	1.32				
				Int3:	1:14.01	(21)	I3-I4:	11.41	(42)	2.09				
				Int4:	1:25.42	(23)	I4-Fin:	17.53	(41)	2.54				
				Fin:	1:42.95	(29)				3.19	84.13	Avg.:	94.94	
30	6	VON WEISSENFLOH Rolf	SUI	Int1:	24.93	(46)	I1-I2:	31.92	(45)	0.89		Sp1:	119.00	(14)
				Int2:	56.85	(48)	I2-I3:	18.01	(19)	2.26				
				Int3:	1:14.86	(43)	I3-I4:	11.12	(8)	2.94				
				Int4:	1:25.98	(38)	I4-Fin:	16.98	(10)	3.10				
				Fin:	1:42.96	(30)				3.20	84.38	Avg.:	94.93	
31	25	CUCHE Didier	SUI	Int1:	24.92	(45)	I1-I2:	31.89	(44)	0.88		Sp1:	122.72	(2)
				Int2:	56.81	(47)	I2-I3:	17.88	(11)	2.22				
				Int3:	1:14.69	(39)	I3-I4:	11.15	(15)	2.77				
				Int4:	1:25.84	(34)	I4-Fin:	17.19	(22)	2.96				
				Fin:	1:43.03	(31)				3.27	86.17	Avg.:	94.87	
32	43	MACARTNEY Scott	USA	Int1:	24.70	(31)	I1-I2:	31.62	(34)	0.66		Sp1:	116.12	(37)
				Int2:	56.32	(36)	I2-I3:	18.34	(40)	1.73				
				Int3:	1:14.66	(38)	I3-I4:	11.18	(21)	2.74				
				Int4:	1:25.84	(34)	I4-Fin:	17.21	(24)	2.96				
				Fin:	1:43.05	(32)				3.29	86.68	Avg.:	94.85	
33	49	STAUDACHER Patrick	ITA	Int1:	24.42	(9)	I1-I2:	31.36	(23)	0.38		Sp1:	114.28	(46)
				Int2:	55.78	(21)	I2-I3:	18.55	(49)	1.19				
				Int3:	1:14.33	(30)	I3-I4:	11.35	(34)	2.41				
				Int4:	1:25.68	(31)	I4-Fin:	17.38	(32)	2.80				
				Fin:	1:43.06	(33)				3.30	86.93	Avg.:	94.84	
34	42	FISCHNALLER Roland	ITA	Int1:	24.74	(34)	I1-I2:	31.53	(29)	0.70		Sp1:	117.39	(25)
				Int2:	56.27	(35)	I2-I3:	18.09	(25)	1.68				
				Int3:	1:14.36	(31)	I3-I4:	11.29	(30)	2.44				
				Int4:	1:25.65	(30)	I4-Fin:	17.42	(37)	2.77				
				Fin:	1:43.07	(34)				3.31	87.19	Avg.:	94.83	
34	27	DENERIAZ Antoine	FRA	Int1:	24.38	(8)	I1-I2:	31.37	(24)	0.34		Sp1:	114.28	(46)
				Int2:	55.75	(19)	I2-I3:	18.43	(46)	1.16				
				Int3:	1:14.18	(26)	I3-I4:	11.51	(47)	2.26				
				Int4:	1:25.69	(32)	I4-Fin:	17.38	(32)	2.81				
				Fin:	1:43.07	(34)				3.31	87.19	Avg.:	94.83	
36	59	FATTORI Alessandro	ITA	Int1:	25.02	(50)	I1-I2:	31.42	(27)	0.98		Sp1:	115.81	(39)
				Int2:	56.44	(39)	I2-I3:	18.03	(20)	1.85				
				Int3:	1:14.47	(34)	I3-I4:	11.32	(32)	2.55				
				Int4:	1:25.79	(33)	I4-Fin:	17.40	(35)	2.91				
				Fin:	1:43.19	(36)				3.43	90.25	Avg.:	94.72	
37	34	ZUEGER Daniel	SUI	Int1:	24.48	(13)	I1-I2:	31.76	(41)	0.44		Sp1:	119.33	(12)
				Int2:	56.24	(33)	I2-I3:	18.28	(37)	1.65				
				Int3:	1:14.52	(35)	I3-I4:	11.40	(40)	2.60				
				Int4:	1:25.92	(36)	I4-Fin:	17.29	(29)	3.04				
				Fin:	1:43.21	(37)				3.45	90.75	Avg.:	94.70	
38	41	CRETIER Claude	FRA	Int1:	24.79	(38)	I1-I2:	31.74	(40)	0.75		Sp1:	115.81	(39)
				Int2:	56.53	(41)	I2-I3:	18.38	(43)	1.94				
				Int3:	1:14.91	(45)	I3-I4:	11.19	(23)	2.99				
				Int4:	1:26.10	(41)	I4-Fin:	17.23	(25)	3.22				
				Fin:	1:43.33	(38)				3.57	93.80	Avg.:	94.59	



FIS SKI WORLD CUP
3rd MEN'S DOWNHILL
PERFORMANCE ANALYSIS 1



Number of Competitors: 54

Rank	Bib	Name	Nation	Positions			Partials			Difference		Speed		
				Pos.	Time	Rank	Pos.	Time	Rank	Time	Dist(m)	Pos.	km/h	Rank
39	11	GUAY Erik	CAN	Int1:	25.06	(52)	I1-I2:	31.70	(39)	1.02		Sp1:	115.20	(44)
				Int2:	56.76	(45)	I2-I3:	18.12	(28)	2.17				
				Int3:	1:14.88	(44)	I3-I4:	11.28	(28)	2.96				
				Int4:	1:26.16	(44)	I4-Fin:	17.24	(26)	3.28				
				Fin:	1:43.40	(39)				3.64	95.58	Avg.:	94.53	
40	45	FIALA Jakub	USA	Int1:	24.57	(20)	I1-I2:	31.76	(41)	0.53		Sp1:	117.07	(29)
				Int2:	56.33	(37)	I2-I3:	18.42	(45)	1.74				
				Int3:	1:14.75	(41)	I3-I4:	11.43	(43)	2.83				
				Int4:	1:26.18	(45)	I4-Fin:	17.25	(27)	3.30				
				Fin:	1:43.43	(40)				3.67	96.34	Avg.:	94.50	
41	54	LAVOIE Vincent	CAN	Int1:	24.73	(32)	I1-I2:	31.53	(29)	0.69		Sp1:	117.71	(21)
				Int2:	56.26	(34)	I2-I3:	18.38	(43)	1.67				
				Int3:	1:14.64	(37)	I3-I4:	11.38	(36)	2.72				
				Int4:	1:26.02	(39)	I4-Fin:	17.47	(40)	3.14				
				Fin:	1:43.49	(41)				3.73	97.85	Avg.:	94.44	
42	52	BISHOP Wade H	USA	Int1:	24.83	(39)	I1-I2:	31.56	(32)	0.79		Sp1:	115.81	(39)
				Int2:	56.39	(38)	I2-I3:	18.16	(32)	1.80				
				Int3:	1:14.55	(36)	I3-I4:	11.38	(36)	2.63				
				Int4:	1:25.93	(37)	I4-Fin:	17.59	(43)	3.05				
				Fin:	1:43.52	(42)				3.76	98.61	Avg.:	94.42	
43	47	MICKEL Finlay	GBR	Int1:	24.63	(26)	I1-I2:	31.99	(46)	0.59		Sp1:	115.81	(39)
				Int2:	56.62	(43)	I2-I3:	18.23	(35)	2.03				
				Int3:	1:14.85	(42)	I3-I4:	11.27	(26)	2.93				
				Int4:	1:26.12	(43)	I4-Fin:	17.42	(37)	3.24				
				Fin:	1:43.54	(43)				3.78	99.12	Avg.:	94.40	
44	57	GROS Giorgio	ITA	Int1:	24.04	(1)	I1-I2:	31.67	(36)	0.00		Sp1:	111.05	(53)
				Int2:	55.71	(18)	I2-I3:	18.71	(53)	1.12				
				Int3:	1:14.42	(32)	I3-I4:	11.66	(52)	2.50				
				Int4:	1:26.08	(40)	I4-Fin:	17.67	(46)	3.20				
				Fin:	1:43.75	(44)				3.99	104.41	Avg.:	94.21	
45	58	BRANCH Craig	AUS	Int1:	24.54	(18)	I1-I2:	32.06	(47)	0.50		Sp1:	116.75	(32)
				Int2:	56.60	(42)	I2-I3:	18.35	(41)	2.01				
				Int3:	1:14.95	(46)	I3-I4:	11.16	(17)	3.03				
				Int4:	1:26.11	(42)	I4-Fin:	17.68	(47)	3.23				
				Fin:	1:43.79	(45)				4.03	105.42	Avg.:	94.17	
46	36	GRUENENFELDER Tobias	SUI	Int1:	24.88	(43)	I1-I2:	31.60	(33)	0.84		Sp1:	117.39	(25)
				Int2:	56.48	(40)	I2-I3:	18.26	(36)	1.89				
				Int3:	1:14.74	(40)	I3-I4:	11.60	(51)	2.82				
				Int4:	1:26.34	(46)	I4-Fin:	17.61	(44)	3.46				
				Fin:	1:43.95	(46)				4.19	109.44	Avg.:	94.03	
47	37	CLAREY Johan	FRA	Int1:	24.69	(28)	I1-I2:	32.07	(49)	0.65		Sp1:	116.75	(32)
				Int2:	56.76	(45)	I2-I3:	18.28	(37)	2.17				
				Int3:	1:15.04	(47)	I3-I4:	11.39	(39)	3.12				
				Int4:	1:26.43	(47)	I4-Fin:	17.86	(49)	3.55				
				Fin:	1:44.29	(47)				4.53	117.93	Avg.:	93.72	
48	32	SIVERTSEN Kenneth	NOR	Int1:	24.85	(41)	I1-I2:	32.06	(47)	0.81		Sp1:	114.28	(46)
				Int2:	56.91	(49)	I2-I3:	18.48	(48)	2.32				
				Int3:	1:15.39	(49)	I3-I4:	11.48	(45)	3.47				
				Int4:	1:26.87	(50)	I4-Fin:	17.64	(45)	3.99				
				Fin:	1:44.51	(48)				4.75	123.40	Avg.:	93.52	



FIS SKI WORLD CUP
3rd MEN'S DOWNHILL
PERFORMANCE ANALYSIS 1



Number of Competitors: 54

Rank	Bib	Name	Nation	Positions			Partials			Difference		Speed		
				Pos.	Time	Rank	Pos.	Time	Rank	Time	Dist(m)	Pos.	km/h	Rank
49	50	PEN Peter	SLO	Int1:	25.03 (51)		I1-I2:	32.26 (51)	0.99			Sp1:	117.39 (25)	
				Int2:	57.29 (51)		I2-I3:	18.37 (42)	2.70					
				Int3:	1:15.66 (50)		I3-I4:	11.13 (10)	3.74					
				Int4:	1:26.79 (48)		I4-Fin:	18.01 (51)	3.91					
				Fin:	1:44.80 (49)				5.04	130.57		Avg.:	93.26	
50	53	GUFLER Michael	ITA	Int1:	24.87 (42)		I1-I2:	31.81 (43)	0.83			Sp1:	113.68 (49)	
				Int2:	56.68 (44)		I2-I3:	18.55 (49)	2.09					
				Int3:	1:15.23 (48)		I3-I4:	11.57 (50)	3.31					
				Int4:	1:26.80 (49)		I4-Fin:	18.25 (54)	3.92					
				Fin:	1:45.05 (50)				5.29	136.72		Avg.:	93.04	
51	60	REBERSAK Jernej	SLO	Int1:	25.10 (53)		I1-I2:	32.24 (50)	1.06			Sp1:	112.79 (51)	
				Int2:	57.34 (52)		I2-I3:	18.44 (47)	2.75					
				Int3:	1:15.78 (51)		I3-I4:	11.56 (49)	3.86					
				Int4:	1:27.34 (51)		I4-Fin:	17.99 (50)	4.46					
				Fin:	1:45.33 (51)				5.57	143.57		Avg.:	92.79	
52	33	BOTTOLLIER-LASQUIN Marc	FRA	Int1:	24.69 (28)		I1-I2:	32.95 (54)	0.65			Sp1:	111.05 (53)	
				Int2:	57.64 (54)		I2-I3:	18.64 (51)	3.05					
				Int3:	1:16.28 (54)		I3-I4:	11.49 (46)	4.36					
				Int4:	1:27.77 (53)		I4-Fin:	17.79 (48)	4.89					
				Fin:	1:45.56 (52)				5.80	149.18		Avg.:	92.59	
53	46	FRANCIS Kevin	USA	Int1:	24.58 (21)		I1-I2:	32.55 (52)	0.54			Sp1:	113.08 (50)	
				Int2:	57.13 (50)		I2-I3:	18.74 (54)	2.54					
				Int3:	1:15.87 (52)		I3-I4:	11.67 (53)	3.95					
				Int4:	1:27.54 (52)		I4-Fin:	18.06 (53)	4.66					
				Fin:	1:45.60 (53)				5.84	150.15		Avg.:	92.56	
54	48	GRUENENFELDER Juerg	SUI	Int1:	24.99 (48)		I1-I2:	32.60 (53)	0.95			Sp1:	112.20 (52)	
				Int2:	57.59 (53)		I2-I3:	18.68 (52)	3.00					
				Int3:	1:16.27 (53)		I3-I4:	11.92 (54)	4.35					
				Int4:	1:28.19 (54)		I4-Fin:	18.03 (52)	5.31					
				Fin:	1:46.22 (54)				6.46	165.12		Avg.:	92.02	

LEGEND

Pos Intermediate or Speed Position **Int1:** Intermediate 1 **Int3:** Intermediate 3 **Sp1:** Speed Trap 1
Avg. Average Speed for the race **Int2:** Intermediate 2 **Int4:** Intermediate 4 **Fin:** Finish
Dist(m) Distance behind the first



FIS SKI WORLD CUP
3rd MEN'S DOWNHILL
PERFORMANCE ANALYSIS 2



Number of Competitors: 60

Bib	Name	Nation	Positions			Partials			Difference		Speed		
			Pos.	Time	Rank	Pos.	Time	Rank	Time	Dist(m)	Pos.	km/h	Rank
1	SPAROVEC Gregor	SLO	Int1: 24.75 (38) Int2: 56.62 (44) Int3: Int4: Fin: DNF	I1-I2: 31.87 (45) I2-I3: I3-I4: I4-Fin:	0.71 2.03				Sp1:				
2	JAERBYN Patrik	SWE	Int1: 24.28 (6) Int2: 55.01 (2) Int3: 1:13.14 (6) Int4: 1:24.27 (6) Fin: 1:41.42 (10)	I1-I2: 30.73 (7) I2-I3: 18.13 (29) I3-I4: 11.13 (10) I4-Fin: 17.15 (19)	0.24 0.42 1.22 1.39 1.66	44.44			Avg.: 96.37	Sp1: 118.35 (18)			
3	JERMAN Andrej	SLO	Int1: 25.12 (57) Int2: 56.08 (27) Int3: 1:14.05 (23) Int4: 1:25.22 (21) Fin: 1:42.37 (20)	I1-I2: 30.96 (14) I2-I3: 17.97 (17) I3-I4: 11.17 (18) I4-Fin: 17.15 (19)	1.08 1.49 2.13 2.34 2.61	69.22			Avg.: 95.48	Sp1: 118.68 (16)			
4	BUECHEL Marco	LIE	Int1: 24.61 (26) Int2: 55.36 (7) Int3: 1:13.18 (7) Int4: 1:24.17 (4) Fin: 1:41.17 (7)	I1-I2: 30.75 (9) I2-I3: 17.82 (9) I3-I4: 10.99 (4) I4-Fin: 17.00 (12)	0.57 0.77 1.26 1.29 1.41	37.84			Avg.: 96.61	Sp1: 120.67 (7)			
5	GHEDINA Kristian	ITA	Int1: 24.50 (17) Int2: 56.18 (30) Int3: 1:14.14 (25) Int4: 1:25.10 (20) Fin: 1:41.90 (13)	I1-I2: 31.68 (38) I2-I3: 17.96 (16) I3-I4: 10.96 (2) I4-Fin: 16.80 (3)	0.46 1.59 2.22 2.22 2.14	57.02			Avg.: 95.92	Sp1: 120.33 (9)			
6	VON WEISSENFLOH Rolf	SUI	Int1: 24.93 (49) Int2: 56.85 (50) Int3: 1:14.86 (43) Int4: 1:25.98 (38) Fin: 1:42.96 (30)	I1-I2: 31.92 (47) I2-I3: 18.01 (19) I3-I4: 11.12 (8) I4-Fin: 16.98 (10)	0.89 2.26 2.94 3.10 3.20	84.38			Avg.: 94.93	Sp1: 119.00 (14)			
7	GRUGGER Johann	AUT	Int1: 24.67 (29) Int2: 55.40 (9) Int3: 1:13.23 (9) Int4: 1:24.42 (9) Fin: 1:41.26 (8)	I1-I2: 30.73 (7) I2-I3: 17.83 (10) I3-I4: 11.19 (23) I4-Fin: 16.84 (6)	0.63 0.81 1.31 1.54 1.50	40.22			Avg.: 96.52	Sp1: 117.71 (21)			
8	SULZENBACHER Kurt	ITA	Int1: 24.44 (11) Int2: 55.75 (20) Int3: 1:13.81 (19) Int4: 1:25.08 (18) Fin: 1:42.10 (16)	I1-I2: 31.31 (22) I2-I3: 18.06 (22) I3-I4: 11.27 (26) I4-Fin: 17.02 (13)	0.40 1.16 1.89 2.20 2.34	62.22			Avg.: 95.73	Sp1: 117.07 (29)			



FIS SKI WORLD CUP
3rd MEN'S DOWNHILL
PERFORMANCE ANALYSIS 2



Number of Competitors: 60

Bib	Name	Nation	Positions			Partials			Difference		Speed				
			Pos.	Time	Rank	Pos.	Time	Rank	Time	Dist(m)	Pos.	km/h	Rank		
9	FOURNIER-BIDOZ Sebastien	FRA	Int1: 24.83 (42)	Int2: 56.03 (26)	Int3: 1:13.58 (14)	Int4: 1:24.75 (13)	Fin: 1:42.16 (18)	I1-I2: 31.20 (19)	I2-I3: 17.55 (3)	I3-I4: 11.17 (18)	I4-Fin: 17.41 (36)	0.79 1.44 1.66 1.87 2.40	63.78	Sp1: 119.66 (11)	Avg.: 95.67
10	SOLBAKKEN Bjarne	NOR	Int1: 24.37 (7)	Int2: 55.65 (16)	Int3: 1:13.59 (16)	Int4: 1:24.96 (17)	Fin: 1:41.99 (15)	I1-I2: 31.28 (21)	I2-I3: 17.94 (14)	I3-I4: 11.37 (35)	I4-Fin: 17.03 (14)	0.33 1.06 1.67 2.08 2.23	59.36	Sp1: 116.44 (35)	Avg.: 95.83
11	GUAY Erik	CAN	Int1: 25.06 (55)	Int2: 56.76 (47)	Int3: 1:14.88 (44)	Int4: 1:26.16 (44)	Fin: 1:43.40 (39)	I1-I2: 31.70 (40)	I2-I3: 18.12 (28)	I3-I4: 11.28 (28)	I4-Fin: 17.24 (26)	1.02 2.17 2.96 3.28 3.64	95.58	Sp1: 115.20 (44)	Avg.: 94.53
12	BURTIN Nicolas	FRA	Int1: 24.96 (50)	Int2: 56.18 (30)	Int3: 1:14.10 (24)	Int4: 1:25.48 (27)	Fin: 1:42.57 (23)	I1-I2: 31.22 (20)	I2-I3: 17.92 (12)	I3-I4: 11.38 (36)	I4-Fin: 17.09 (16)	0.92 1.59 2.18 2.60 2.81	74.38	Sp1: 116.44 (35)	Avg.: 95.29
13	KJUS Lasse	NOR	Int1: 25.01 (52)	Int2: 55.67 (17)	Int3: 1:13.70 (17)	Int4: 1:24.80 (14)	Fin: 1:41.94 (14)	I1-I2: 30.66 (5)	I2-I3: 18.03 (20)	I3-I4: 11.10 (6)	I4-Fin: 17.14 (17)	0.97 1.08 1.78 1.92 2.18	58.06	Sp1: 119.33 (12)	Avg.: 95.88
14	KNAUSS Hans	AUT	Int1: 24.60 (25)	Int2: 55.06 (3)	Int3: 1:12.80 (2)	Int4: 1:23.88 (2)	Fin: 1:40.71 (2)	I1-I2: 30.46 (2)	I2-I3: 17.74 (5)	I3-I4: 11.08 (5)	I4-Fin: 16.83 (5)	0.56 0.47 0.88 1.00 0.95	25.61	Sp1: 120.00 (10)	Avg.: 97.05
15	DEFAGO Didier	SUI	Int1: 24.73 (34)	Int2: 55.82 (23)	Int3: 1:13.77 (18)	Int4: 1:25.09 (19)	Fin: 1:42.36 (19)	I1-I2: 31.09 (16)	I2-I3: 17.95 (15)	I3-I4: 11.32 (32)	I4-Fin: 17.27 (28)	0.69 1.23 1.85 2.21 2.60	68.96	Sp1: 117.71 (21)	Avg.: 95.49
16	MAIER Hermann	AUT	Int1: 24.14 (3)	Int2: 54.59 (1)	Int3: 1:11.92 (1)	Int4: 1:22.88 (1)	Fin: 1:39.76 (1)	I1-I2: 30.45 (1)	I2-I3: 17.33 (1)	I3-I4: 10.96 (2)	I4-Fin: 16.88 (8)	0.10 0.00 0.00 0.00 0.00	0.00	Sp1: 122.03 (3)	Avg.: 97.98
17	RZEHAK Peter	AUT	Int1: 24.75 (38)	Int2: 55.59 (14)	Int3: 1:13.38 (11)	Int4: 1:24.91 (16)	Fin: 1:42.10 (16)	I1-I2: 30.84 (11)	I2-I3: 17.79 (8)	I3-I4: 11.53 (48)	I4-Fin: 17.19 (22)	0.71 1.00 1.46 2.03 2.34	62.22	Sp1: 124.13 (1)	Avg.: 95.73
18	MILLER Bode	USA	Int1: 24.61 (26)	Int2: 55.10 (5)	Int3:	Int4:	Fin: DNF	I1-I2: 30.49 (3)	I2-I3:	I3-I4:	I4-Fin:	0.57 0.51		Sp1:	Avg.:



FIS SKI WORLD CUP
3rd MEN'S DOWNHILL
PERFORMANCE ANALYSIS 2



Number of Competitors: 60

Bib	Name	Nation	Positions			Partials			Difference		Speed								
			Pos.	Time	Rank	Pos.	Time	Rank	Time	Dist(m)	Pos.	km/h	Rank						
19	CAVEGN Franco	SUI	Int1: 24.48 (14)	Int2: 55.59 (14)	Int3: 1:13.58 (14)	Int4: 1:24.70 (12)	Fin: 1:41.56 (11)	I1-I2: 31.11 (17)	I2-I3: 17.99 (18)	I3-I4: 11.12 (8)	I4-Fin: 16.86 (7)	0.44	1.00	1.66	1.82	1.80	48.12	Sp1: 121.69 (5)	Avg.: 96.24
20	KROELL Klaus	AUT	Int1: 24.46 (12)	Int2: 55.53 (13)	Int3: 1:13.06 (3)	Int4: 1:24.01 (3)	Fin: 1:41.08 (5)	I1-I2: 31.07 (15)	I2-I3: 17.53 (2)	I3-I4: 10.95 (1)	I4-Fin: 17.07 (15)	0.42	0.94	1.14	1.13	1.32	35.46	Sp1: 120.67 (7)	Avg.: 96.70
21	HOFFMANN Ambrosi	SUI	Int1: 24.88 (46)	Int2: 56.23 (32)	Int3: 1:14.29 (28)	Int4: 1:25.42 (23)	Fin: 1:42.41 (22)	I1-I2: 31.35 (23)	I2-I3: 18.06 (22)	I3-I4: 11.13 (10)	I4-Fin: 16.99 (11)	0.84	1.64	2.37	2.54	2.65	70.25	Sp1: 116.12 (37)	Avg.: 95.44
22	SCHIFFERER Andreas	AUT	Int1: 24.76 (40)	Int2: 55.33 (6)	Int3: 1:13.07 (4)	Int4: 1:24.26 (5)	Fin: 1:40.95 (3)	I1-I2: 30.57 (4)	I2-I3: 17.74 (5)	I3-I4: 11.19 (23)	I4-Fin: 16.69 (1)	0.72	0.74	1.15	1.38	1.19	32.00	Sp1: 118.35 (18)	Avg.: 96.82
23	TRINKL Hannes	AUT	Int1: 24.12 (2)	Int2:	Int3:	Int4:	Fin: DNF	I1-I2:	I2-I3:	I3-I4:	I4-Fin:	0.08						Sp1:	Avg.:
24	STROBL Fritz	AUT	Int1: 24.58 (22)	Int2: 55.48 (11)	Int3: 1:13.25 (10)	Int4: 1:24.43 (10)	Fin: 1:41.37 (9)	I1-I2: 30.90 (13)	I2-I3: 17.77 (7)	I3-I4: 11.18 (21)	I4-Fin: 16.94 (9)	0.54	0.89	1.33	1.55	1.61	43.12	Sp1: 115.81 (39)	Avg.: 96.42
25	CUCHE Didier	SUI	Int1: 24.92 (48)	Int2: 56.81 (49)	Int3: 1:14.69 (39)	Int4: 1:25.84 (34)	Fin: 1:43.03 (31)	I1-I2: 31.89 (46)	I2-I3: 17.88 (11)	I3-I4: 11.15 (15)	I4-Fin: 17.19 (22)	0.88	2.22	2.77	2.96	3.27	86.17	Sp1: 122.72 (2)	Avg.: 94.87
26	KERNEN Bruno	SUI	Int1: 24.37 (7)	Int2: 55.51 (12)	Int3: 1:13.43 (12)	Int4: 1:24.83 (15)	Fin: 1:42.37 (20)	I1-I2: 31.14 (18)	I2-I3: 17.92 (12)	I3-I4: 11.40 (40)	I4-Fin: 17.54 (42)	0.33	0.92	1.51	1.95	2.61	69.22	Sp1: 122.03 (3)	Avg.: 95.48
27	DENERIAZ Antoine	FRA	Int1: 24.38 (9)	Int2: 55.75 (20)	Int3: 1:14.18 (26)	Int4: 1:25.69 (32)	Fin: 1:43.07 (34)	I1-I2: 31.37 (25)	I2-I3: 18.43 (46)	I3-I4: 11.51 (47)	I4-Fin: 17.38 (32)	0.34	1.16	2.26	2.81	3.31	87.19	Sp1: 114.28 (46)	Avg.: 94.83
28	WALCHHOFER Michael	AUT	Int1: 24.22 (5)	Int2: 55.08 (4)	Int3: 1:13.22 (8)	Int4: 1:24.32 (8)	Fin: 1:41.12 (6)	I1-I2: 30.86 (12)	I2-I3: 18.14 (31)	I3-I4: 11.10 (6)	I4-Fin: 16.80 (3)	0.18	0.49	1.30	1.44	1.36	36.52	Sp1: 121.00 (6)	Avg.: 96.66



FIS SKI WORLD CUP
3rd MEN'S DOWNHILL
PERFORMANCE ANALYSIS 2



Number of Competitors: 60

Bib	Name	Nation	Positions			Partials			Difference		Speed								
			Pos.	Time	Rank	Pos.	Time	Rank	Time	Dist(m)	Pos.	km/h	Rank						
29	RAHLVES Daron	USA	Int1: 24.74 (36)	Int2: 55.40 (9)	Int3: 1:13.13 (5)	Int4: 1:24.30 (7)	Fin: 1:41.01 (4)	I1-I2: 30.66 (5)	I2-I3: 17.73 (4)	I3-I4: 11.17 (18)	I4-Fin: 16.71 (2)	0.70	0.81	1.21	1.42	1.25	33.60	Sp1: 118.03 (20)	Avg.: 96.76
30	EBERHARTER Stephan	AUT	Int1: 24.58 (22)	Int2: 55.36 (7)	Int3: 1:13.49 (13)	Int4: 1:24.62 (11)	Fin: 1:41.76 (12)	I1-I2: 30.78 (10)	I2-I3: 18.13 (29)	I3-I4: 11.13 (10)	I4-Fin: 17.14 (17)	0.54	0.77	1.57	1.74	2.00	53.36	Sp1: 117.07 (29)	Avg.: 96.05
31	HOLZKNECHT Norbert	AUT	Int1: 24.69 (30)	Int2: 56.23 (32)	Int3: 1:14.45 (33)	Int4: 1:25.60 (29)	Fin: 1:42.77 (26)	I1-I2: 31.54 (32)	I2-I3: 18.22 (34)	I3-I4: 11.15 (15)	I4-Fin: 17.17 (21)	0.65	1.64	2.53	2.72	3.01	79.52	Sp1: 119.00 (14)	Avg.: 95.11
32	SIVERTSEN Kenneth	NOR	Int1: 24.85 (44)	Int2: 56.91 (51)	Int3: 1:15.39 (49)	Int4: 1:26.87 (50)	Fin: 1:44.51 (48)	I1-I2: 32.06 (49)	I2-I3: 18.48 (48)	I3-I4: 11.48 (45)	I4-Fin: 17.64 (45)	0.81	2.32	3.47	3.99	4.75	123.40	Sp1: 114.28 (46)	Avg.: 93.52
33	BOTTOLLIER-LASQUIN Marc	FRA	Int1: 24.69 (30)	Int2: 57.64 (56)	Int3: 1:16.28 (54)	Int4: 1:27.77 (53)	Fin: 1:45.56 (52)	I1-I2: 32.95 (56)	I2-I3: 18.64 (51)	I3-I4: 11.49 (46)	I4-Fin: 17.79 (48)	0.65	3.05	4.36	4.89	5.80	149.18	Sp1: 111.05 (53)	Avg.: 92.59
34	ZUEGER Daniel	SUI	Int1: 24.48 (14)	Int2: 56.24 (34)	Int3: 1:14.52 (35)	Int4: 1:25.92 (36)	Fin: 1:43.21 (37)	I1-I2: 31.76 (42)	I2-I3: 18.28 (37)	I3-I4: 11.40 (40)	I4-Fin: 17.29 (29)	0.44	1.65	2.60	3.04	3.45	90.75	Sp1: 119.33 (12)	Avg.: 94.70
35	BERTRAND Yannick	FRA	Int1: 24.49 (16)	Int2: 56.13 (28)	Int3: 1:14.30 (29)	Int4: 1:25.44 (25)	Fin: 1:42.73 (25)	I1-I2: 31.64 (36)	I2-I3: 18.17 (33)	I3-I4: 11.14 (14)	I4-Fin: 17.29 (29)	0.45	1.54	2.38	2.56	2.97	78.49	Sp1: 117.39 (25)	Avg.: 95.14
36	GRUENENFELDER Tobias	SUI	Int1: 24.88 (46)	Int2: 56.48 (41)	Int3: 1:14.74 (40)	Int4: 1:26.34 (46)	Fin: 1:43.95 (46)	I1-I2: 31.60 (34)	I2-I3: 18.26 (36)	I3-I4: 11.60 (51)	I4-Fin: 17.61 (44)	0.84	1.89	2.82	3.46	4.19	109.44	Sp1: 117.39 (25)	Avg.: 94.03
37	CLAREY Johan	FRA	Int1: 24.69 (30)	Int2: 56.76 (47)	Int3: 1:15.04 (47)	Int4: 1:26.43 (47)	Fin: 1:44.29 (47)	I1-I2: 32.07 (51)	I2-I3: 18.28 (37)	I3-I4: 11.39 (39)	I4-Fin: 17.86 (49)	0.65	2.17	3.12	3.55	4.53	117.93	Sp1: 116.75 (32)	Avg.: 93.72
38	FRIEDMAN Bryon	USA	Int1: 24.55 (20)	Int2: 55.96 (25)	Int3: 1:14.04 (22)	Int4: 1:25.32 (22)	Fin: 1:42.63 (24)	I1-I2: 31.41 (27)	I2-I3: 18.08 (24)	I3-I4: 11.28 (28)	I4-Fin: 17.31 (31)	0.51	1.37	2.12	2.44	2.87	75.92	Sp1: 114.58 (45)	Avg.: 95.24



FIS SKI WORLD CUP
3rd MEN'S DOWNHILL
PERFORMANCE ANALYSIS 2



Number of Competitors: 60

Bib	Name	Nation	Positions			Partials			Difference		Speed		
			Pos.	Time	Rank	Pos.	Time	Rank	Time	Dist(m)	Pos.	km/h	Rank
39	SELETTO Erik	ITA	Int1:			I1-I2:					Sp1:		
			Int2:			I2-I3:							
			Int3:			I3-I4:							
			Int4:			I4-Fin:							
			Fin:	DNS							Avg.:		
40	FILL Peter	ITA	Int1:	24.52	(18)	I1-I2:	31.39	(26)	0.48		Sp1:	118.68	(16)
			Int2:	55.91	(24)	I2-I3:	18.10	(26)	1.32				
			Int3:	1:14.01	(21)	I3-I4:	11.41	(42)	2.09				
			Int4:	1:25.42	(23)	I4-Fin:	17.53	(41)	2.54				
			Fin:	1:42.95	(29)				3.19	84.13	Avg.:	94.94	
41	CRETIER Claude	FRA	Int1:	24.79	(41)	I1-I2:	31.74	(41)	0.75		Sp1:	115.81	(39)
			Int2:	56.53	(42)	I2-I3:	18.38	(43)	1.94				
			Int3:	1:14.91	(45)	I3-I4:	11.19	(23)	2.99				
			Int4:	1:26.10	(41)	I4-Fin:	17.23	(25)	3.22				
			Fin:	1:43.33	(38)				3.57	93.80	Avg.:	94.59	
42	FISCHNALLER Roland	ITA	Int1:	24.74	(36)	I1-I2:	31.53	(30)	0.70		Sp1:	117.39	(25)
			Int2:	56.27	(36)	I2-I3:	18.09	(25)	1.68				
			Int3:	1:14.36	(31)	I3-I4:	11.29	(30)	2.44				
			Int4:	1:25.65	(30)	I4-Fin:	17.42	(37)	2.77				
			Fin:	1:43.07	(34)				3.31	87.19	Avg.:	94.83	
43	MACARTNEY Scott	USA	Int1:	24.70	(33)	I1-I2:	31.62	(35)	0.66		Sp1:	116.12	(37)
			Int2:	56.32	(37)	I2-I3:	18.34	(40)	1.73				
			Int3:	1:14.66	(38)	I3-I4:	11.18	(21)	2.74				
			Int4:	1:25.84	(34)	I4-Fin:	17.21	(24)	2.96				
			Fin:	1:43.05	(32)				3.29	86.68	Avg.:	94.85	
44	SVINDAL Aksel Lund	NOR	Int1:	24.19	(4)	I1-I2:	31.50	(29)	0.15		Sp1:	117.71	(21)
			Int2:	55.69	(18)	I2-I3:	18.31	(39)	1.10				
			Int3:	1:14.00	(20)	I3-I4:	11.46	(44)	2.08				
			Int4:	1:25.46	(26)	I4-Fin:	17.46	(39)	2.58				
			Fin:	1:42.92	(27)				3.16	83.36	Avg.:	94.97	
45	FIALA Jakub	USA	Int1:	24.57	(21)	I1-I2:	31.76	(42)	0.53		Sp1:	117.07	(29)
			Int2:	56.33	(38)	I2-I3:	18.42	(45)	1.74				
			Int3:	1:14.75	(41)	I3-I4:	11.43	(43)	2.83				
			Int4:	1:26.18	(45)	I4-Fin:	17.25	(27)	3.30				
			Fin:	1:43.43	(40)				3.67	96.34	Avg.:	94.50	
46	FRANCIS Kevin	USA	Int1:	24.58	(22)	I1-I2:	32.55	(54)	0.54		Sp1:	113.08	(50)
			Int2:	57.13	(52)	I2-I3:	18.74	(54)	2.54				
			Int3:	1:15.87	(52)	I3-I4:	11.67	(53)	3.95				
			Int4:	1:27.54	(52)	I4-Fin:	18.06	(53)	4.66				
			Fin:	1:45.60	(53)				5.84	150.15	Avg.:	92.56	
47	MICKEL Finlay	GBR	Int1:	24.63	(28)	I1-I2:	31.99	(48)	0.59		Sp1:	115.81	(39)
			Int2:	56.62	(44)	I2-I3:	18.23	(35)	2.03				
			Int3:	1:14.85	(42)	I3-I4:	11.27	(26)	2.93				
			Int4:	1:26.12	(43)	I4-Fin:	17.42	(37)	3.24				
			Fin:	1:43.54	(43)				3.78	99.12	Avg.:	94.40	
48	GRUENENFELDER Juerg	SUI	Int1:	24.99	(51)	I1-I2:	32.60	(55)	0.95		Sp1:	112.20	(52)
			Int2:	57.59	(55)	I2-I3:	18.68	(52)	3.00				
			Int3:	1:16.27	(53)	I3-I4:	11.92	(54)	4.35				
			Int4:	1:28.19	(54)	I4-Fin:	18.03	(52)	5.31				
			Fin:	1:46.22	(54)				6.46	165.12	Avg.:	92.02	



FIS SKI WORLD CUP
3rd MEN'S DOWNHILL
PERFORMANCE ANALYSIS 2



Number of Competitors: 60

Bib	Name	Nation	Positions			Partials			Difference		Speed		
			Pos.	Time	Rank	Pos.	Time	Rank	Time	Dist(m)	Pos.	km/h	Rank
49	STAUDACHER Patrick	ITA	Int1: 24.42 (10)			I1-I2: 31.36 (24)			0.38		Sp1: 114.28 (46)		
			Int2: 55.78 (22)			I2-I3: 18.55 (49)			1.19				
			Int3: 1:14.33 (30)			I3-I4: 11.35 (34)			2.41				
			Int4: 1:25.68 (31)			I4-Fin: 17.38 (32)			2.80				
			Fin: 1:43.06 (33)						3.30	86.93	Avg.: 94.84		
50	PEN Peter	SLO	Int1: 25.03 (54)			I1-I2: 32.26 (53)			0.99		Sp1: 117.39 (25)		
			Int2: 57.29 (53)			I2-I3: 18.37 (42)			2.70				
			Int3: 1:15.66 (50)			I3-I4: 11.13 (10)			3.74				
			Int4: 1:26.79 (48)			I4-Fin: 18.01 (51)			3.91				
			Fin: 1:44.80 (49)						5.04	130.57	Avg.: 93.26		
51	MEILLEUR Cedric	FRA	Int1:			I1-I2:					Sp1:		
			Int2:			I2-I3:							
			Int3:			I3-I4:							
			Int4:			I4-Fin:							
			Fin: DNS								Avg.:		
52	BISHOP Wade H	USA	Int1: 24.83 (42)			I1-I2: 31.56 (33)			0.79		Sp1: 115.81 (39)		
			Int2: 56.39 (39)			I2-I3: 18.16 (32)			1.80				
			Int3: 1:14.55 (36)			I3-I4: 11.38 (36)			2.63				
			Int4: 1:25.93 (37)			I4-Fin: 17.59 (43)			3.05				
			Fin: 1:43.52 (42)						3.76	98.61	Avg.: 94.42		
53	GUFLER Michael	ITA	Int1: 24.87 (45)			I1-I2: 31.81 (44)			0.83		Sp1: 113.68 (49)		
			Int2: 56.68 (46)			I2-I3: 18.55 (49)			2.09				
			Int3: 1:15.23 (48)			I3-I4: 11.57 (50)			3.31				
			Int4: 1:26.80 (49)			I4-Fin: 18.25 (54)			3.92				
			Fin: 1:45.05 (50)						5.29	136.72	Avg.: 93.04		
54	LAVOIE Vincent	CAN	Int1: 24.73 (34)			I1-I2: 31.53 (30)			0.69		Sp1: 117.71 (21)		
			Int2: 56.26 (35)			I2-I3: 18.38 (43)			1.67				
			Int3: 1:14.64 (37)			I3-I4: 11.38 (36)			2.72				
			Int4: 1:26.02 (39)			I4-Fin: 17.47 (40)			3.14				
			Fin: 1:43.49 (41)						3.73	97.85	Avg.: 94.44		
55	STANKALLA Stefan	GER	Int1:			I1-I2:					Sp1:		
			Int2:			I2-I3:							
			Int3:			I3-I4:							
			Int4:			I4-Fin:							
			Fin: DNS								Avg.:		
56	BEAR Aj	AUS	Int1: 24.47 (13)			I1-I2: 31.69 (39)			0.43		Sp1: 116.75 (32)		
			Int2: 56.16 (29)			I2-I3: 18.11 (27)			1.57				
			Int3: 1:14.27 (27)			I3-I4: 11.29 (30)			2.35				
			Int4: 1:25.56 (28)			I4-Fin: 17.38 (32)			2.68				
			Fin: 1:42.94 (28)						3.18	83.87	Avg.: 94.95		
57	GROS Giorgio	ITA	Int1: 24.04 (1)			I1-I2: 31.67 (37)			0.00		Sp1: 111.05 (53)		
			Int2: 55.71 (19)			I2-I3: 18.71 (53)			1.12				
			Int3: 1:14.42 (32)			I3-I4: 11.66 (52)			2.50				
			Int4: 1:26.08 (40)			I4-Fin: 17.67 (46)			3.20				
			Fin: 1:43.75 (44)						3.99	104.41	Avg.: 94.21		
58	BRANCH Craig	AUS	Int1: 24.54 (19)			I1-I2: 32.06 (49)			0.50		Sp1: 116.75 (32)		
			Int2: 56.60 (43)			I2-I3: 18.35 (41)			2.01				
			Int3: 1:14.95 (46)			I3-I4: 11.16 (17)			3.03				
			Int4: 1:26.11 (42)			I4-Fin: 17.68 (47)			3.23				
			Fin: 1:43.79 (45)						4.03	105.42	Avg.: 94.17		



FIS SKI WORLD CUP
3rd MEN'S DOWNHILL
PERFORMANCE ANALYSIS 2




Number of Competitors: 60

Bib	Name	Nation	Positions			Partials			Difference		Speed		
			Pos.	Time	Rank	Pos.	Time	Rank	Time	Dist(m)	Pos.	km/h	Rank
59	FATTORI Alessandro	ITA	Int1:	25.02	(53)	I1-I2:	31.42	(28)	0.98		Sp1:	115.81	(39)
			Int2:	56.44	(40)	I2-I3:	18.03	(20)	1.85				
			Int3:	1:14.47	(34)	I3-I4:	11.32	(32)	2.55				
			Int4:	1:25.79	(33)	I4-Fin:	17.40	(35)	2.91				
			Fin:	1:43.19	(36)				3.43	90.25	Avg.:	94.72	
60	REBERSAK Jernej	SLO	Int1:	25.10	(56)	I1-I2:	32.24	(52)	1.06		Sp1:	112.79	(51)
			Int2:	57.34	(54)	I2-I3:	18.44	(47)	2.75				
			Int3:	1:15.78	(51)	I3-I4:	11.56	(49)	3.86				
			Int4:	1:27.34	(51)	I4-Fin:	17.99	(50)	4.46				
			Fin:	1:45.33	(51)				5.57	143.57	Avg.:	92.79	

LEGEND

Pos	Intermediate or Speed Position	Int1:	Intermediate 1	Int4:	Intermediate 4	DNS	Did Not Start
Avg.	Average Speed for the race	Int2:	Intermediate 2	DNF	Did Not Finish	Fin:	Finish
Dist(m)	Distance behind the first	Int3:	Intermediate 3	Sp1:	Speed Trap 1		



FIS SKI WORLD CUP


FIS SKI WORLD CUP AFTER 3rd MEN'S DOWNHILL DOWNHILL FIS WCSL LIST

29 NOV 2003 Lake Louise (CAN)
5 DEC 2003 Beaver Creek (USA)
6 DEC 2003 Beaver Creek (USA)

Number of Competitors: 67

Rank	FIS Code	Name	Nation	1	2	3	Base	- X	+ Y	= WCSL-DH
1	50024	EBERHARTER Stephan	AUT	9	80	22	835	209	111	737
2	531040	RAHLVES Daron	USA	13	100	50	593	148	163	608
3	50041	WALCHHOFFER Michael	AUT	100	50	40	530	133	190	587
4	50124	SCHIFFERER Andreas	AUT	50	20	60	290	73	130	347
5	190930	DENERIAZ Antoine	FRA	60	7	-	369	92	67	344
6	510478	KERNEN Bruno	SUI	-	22	11	411	103	33	341
7	50182	STROBL Fritz	AUT	14	5	29	360	90	48	318
8	50753	KROELL Klaus	AUT	3	29	45	317	79	77	315
9	420382	AAMODT Kjetil Andre	NOR	-	-	-	414	104	-	310
10	510030	CUCHE Didier	SUI	-	11	-	383	96	11	298
11	510767	HOFFMANN Ambrosi	SUI	32	6	9	324	81	47	290
11	50221	TRINKL Hannes	AUT	2	32	-	341	85	34	290
13	50423	MAIER Hermann	AUT	29	45	100	117	29	174	262
14	510035	CAVEGN Franco	SUI	24	26	24	225	56	74	243
15	50310	RZEHAK Peter	AUT	-	-	15	261	65	15	211
16	532431	MILLER Bode	USA	1	-	-	268	67	1	202
17	50058	GREBER Christian	AUT	-	-	-	268	67	-	201
18	50360	KNAUSS Hans	AUT	45	-	80	100	25	125	200
19	50149	STROBL Josef	AUT	-	-	-	246	62	-	184
20	50043	FRANZ Werner	AUT	-	-	-	212	53	-	159
21	190097	BURTIN Nicolas	FRA	12	24	8	143	36	44	151
22	510727	DEFAGO Didier	SUI	5	10	12	159	40	27	146
23	420911	SOLBAKKEN Bjarne	NOR	22	80	16	36	9	118	145
24	420470	KJUS Lasse	NOR	40	40	18	50	13	98	135
25	102263	GUAY Erik	CAN	80	1	-	70	18	81	133
26	190945	FOURNIER-BIDOZ S.	FRA	18	12	13	116	29	43	130
27	291641	SULZENBACHER Kurt	ITA	-	18	15	100	25	33	108
28	50833	GRUGGER Johann	AUT	36	36	32	-	-	104	104
29	350032	BUECHEL Marco	LIE	-	-	36	74	19	36	91
30	201189	ECKERT Florian	GER	-	-	-	116	29	-	87
31	290255	GHEDINA Kristian	ITA	8	13	20	59	15	41	85
32	50451	GRUBER Christoph	AUT	7	-	-	96	24	7	79
33	500150	JAERBYN Patrik	SWE	22	16	26	17	4	64	77





FIS SKI WORLD CUP


FIS SKI WORLD CUP AFTER 3rd MEN'S DOWNHILL DOWNHILL FIS WCSL LIST

29 NOV 2003 Lake Louise (CAN)
5 DEC 2003 Beaver Creek (USA)
6 DEC 2003 Beaver Creek (USA)

Number of Competitors: 67

Rank	FIS Code	Name	Nation	1	2	3	Base	- X	+ Y	= WCSL-DH
34	533131	SULLIVAN Marco	USA	-	-	-	102	26	-	76
35	200705	RAUFFER Max	GER	29	-	-	52	13	29	68
36	510756	VON WEISSENFLOH Rolf	SUI	10	10	1	61	15	21	67
37	560332	JERMAN Andrej	SLO	-	-	11	70	18	11	63
38	506895	BUDER Andreas	AUT	-	-	-	77	19	-	58
39	560302	SPAROVEC Gregor	SLO	12	4	-	43	11	16	48
40	530137	FIALA Jakub	USA	-	-	-	60	15	-	45
41	291389	FISCHNALLER Roland	ITA	-	2	-	50	13	2	39
42	292455	FILL Peter	ITA	15	3	2	21	5	20	36
42	50482	HOLZKNECHT Norbert	AUT	16	15	5	-	-	36	36
44	191116	DALCIN Pierre-Emmanuel	FRA	-	-	-	46	12	-	34
45	290489	SELETTO Erik	ITA	-	-	-	44	11	-	33
46	421328	SVINDAL Aksel Lund	NOR	7	14	4	4	1	25	28
47	50831	GRAGGABER Thomas	AUT	-	-	-	30	8	-	22
48	510344	ZUEGER Daniel	SUI	-	-	-	28	7	-	21
49	191115	CRETIER Claude	FRA	-	-	-	26	7	-	19
49	510051	GRUENEFELDER Juerg	SUI	-	-	-	25	6	-	19
51	191008	MEILLEUR Cedric	FRA	-	-	-	24	6	-	18
52	420830	GROENVOLD Audun	NOR	-	-	-	21	5	-	16
53	533098	FRIEDMAN Bryon	USA	-	8	7	-	-	15	15
54	290117	CATTANEO Luca	ITA	-	-	-	15	4	-	11
54	420681	SIVERTSEN Kenneth	NOR	-	-	-	15	4	-	11
56	191591	BERTRAND Yannick	FRA	4	-	6	-	-	10	10
56	560187	PEN Peter	SLO	-	-	-	14	4	-	10
58	40170	BEAR Aj	AUS	-	-	3	8	2	3	9
59	291990	BERBENNI Matteo	ITA	-	-	-	11	3	-	8
59	291116	FATTORI Alessandro	ITA	-	-	-	11	3	-	8
61	220228	MICKEL Finlay	GBR	-	-	-	9	2	-	7
62	510747	GRUENEFELDER Tobias	SUI	-	-	-	7	2	-	5
62	510165	HOFER Beni	SUI	-	-	-	7	2	-	5
64	510476	HERRMANN Markus	SUI	-	-	-	6	2	-	4
65	101375	LAVOIE Vincent	CAN	-	-	-	1	-	-	1
65	500139	NYBERG Fredrik	SWE	-	-	-	2	1	-	1





FIS SKI WORLD CUP

FIS SKI WORLD CUP AFTER 3rd MEN'S DOWNHILL DOWNHILL FIS WCSL LIST

29 NOV 2003 Lake Louise (CAN)
5 DEC 2003 Beaver Creek (USA)
6 DEC 2003 Beaver Creek (USA)

Number of Competitors: 67

Rank	FIS Code	Name	Nation	1	2	3	Base	X	+	Y	=	WCSL-DH
65	200249	STANKALLA Stefan	GER	-	-	-	2	1	-			1

Number of Competitors per Nation until 60th position

AUS : 1	AUT : 17	CAN : 1	FRA : 7	GER : 2	ITA : 8
LIE : 1	NOR : 6	SLO : 3	SUI : 8	SWE : 1	USA : 5

LEGEND

Base Last season WCSL points
X (Base / number of planned races in the current season) * number of completed races in the current season
Y WC points won in the current season
WCSL-DH World Cup Start List points for Downhill

06-12-2003 / Beaver Creek (USA) / 0454

Page 3/3


www.fis-ski.com

Generation Date: SAT 6 DEC 2003

Time: 12:58 Swatch Internet Time: @874

Document: 60A 1.0






FIS SKI WORLD CUP

FIS SKI WORLD CUP AFTER 3rd MEN'S DOWNHILL OVERALL FIS WCSL LIST

Number of Competitors: 159

Rank	FIS Code	Name	Nation	WCSL	DH	SL	GS	SG	K
1	532431	MILLER Bode	USA	1387	202 (16)	167 (16)	594 (1)	199 (6)	225 (1)
2	50024	EBERHARTER Stephan	AUT	1370	737 (1)	–	142 (17)	451 (1)	40 (15)
3	420382	AAMODT Kjetil Andre	NOR	957	310 (9)	116 (21)	117 (18)	254 (3)	160 (2)
4	180251	PALANDER Kalle	FIN	875	–	731 (1)	144 (15)	–	–
5	50041	WALCHHOFER Michael	AUT	825	587 (3)	24 (42)	19 (45)	95 (20)	100 (4)
6	50360	KNAUSS Hans	AUT	749	200 (18)	–	430 (3)	119 (18)	–
7	50625	RAICH Benjamin	AUT	737	–	408 (6)	258 (5)	71 (25)	–
8	380260	KOSTELIC Ivica	CRO	702	–	618 (2)	70 (26)	14 (47)	–
9	531040	RAHLVES Daron	USA	680	608 (2)	–	7 (54)	65 (26)	–
10	50124	SCHIFFERER Andreas	AUT	676	347 (4)	–	188 (11)	141 (15)	–
11	510030	CUCHE Didier	SUI	664	298 (10)	–	114 (19)	252 (5)	–
12	50423	MAIER Hermann	AUT	618	262 (13)	–	102 (20)	254 (3)	–
13	510478	KERNEN Bruno	SUI	586	341 (6)	–	–	155 (10)	90 (6)
14	50547	SCHOENFELDER Rainer	AUT	581	–	510 (3)	45 (35)	–	26 (21)
15	510767	HOFFMANN Ambrosi	SUI	551	290 (11)	–	36 (38)	153 (12)	72 (10)
16	510727	DEFAGO Didier	SUI	547	146 (22)	8 (55)	143 (16)	154 (11)	96 (5)
17	290478	ROCCA Giorgio	ITA	535	–	503 (4)	–	–	32 (17)
18	420470	KJUS Lasse	NOR	529	135 (24)	13 (48)	51 (34)	190 (7)	140 (3)
19	50451	GRUBER Christoph	AUT	493	79 (32)	–	177 (13)	187 (8)	50 (12)
20	50624	PRANGER Manfred	AUT	451	–	451 (5)	–	–	–
21	50182	STROBL Fritz	AUT	444	318 (7)	–	–	126 (17)	–
22	510318	VON GRUENIGEN Michael	SUI	433	–	–	433 (2)	–	–
23	50271	SCHILCHEGGER Heinz	AUT	427	–	176 (14)	251 (6)	–	–
24	350032	BUECHEL Marco	LIE	426	91 (29)	–	16 (48)	290 (2)	29 (19)
25	50221	TRINKL Hannes	AUT	423	290 (11)	–	–	133 (16)	–
26	190236	COVILI Frederic	FRA	370	–	–	370 (4)	–	–
27	50149	STROBL Josef	AUT	352	184 (19)	–	21 (44)	147 (13)	–
28	190930	DENERIAZ Antoine	FRA	350	344 (5)	–	–	6 (58)	–
29	510035	CAVEGN Franco	SUI	330	243 (14)	–	–	87 (22)	–
30	50753	KROELL Klaus	AUT	322	315 (8)	–	–	7 (57)	–
31	530703	SCHLOPY Erik	USA	303	–	128 (20)	167 (14)	8 (56)	–
31	421328	SVINDAL Aksel Lund	NOR	303	28 (46)	38 (39)	85 (23)	72 (24)	80 (7)
33	420148	KARLSEN Truls Ove	NOR	301	–	257 (7)	44 (36)	–	–
34	190915	BOURGEOAT Pierrick	FRA	283	–	233 (9)	–	–	50 (12)
34	420911	SOLBAKKEN Bjarne	NOR	283	145 (23)	–	53 (32)	85 (23)	–
36	510890	ZURBRIGGEN Silvan	SUI	278	–	233 (9)	–	–	45 (14)






FIS SKI WORLD CUP

FIS SKI WORLD CUP AFTER 3rd MEN'S DOWNHILL OVERALL FIS WCSL LIST

Number of Competitors: 159

Rank	FIS Code	Name	Nation	WCSL	DH	SL	GS	SG	K
37	420069	BURAAS Hans-Petter	NOR	255	–	255 (8)	–	–	–
38	292000	BLARDONE Massimiliano	ITA	243	–	–	243 (7)	–	–
39	190677	CHENAL Joel	FRA	241	–	–	241 (8)	–	–
40	102263	GUAY Erik	CAN	233	133 (25)	–	–	100 (19)	–
41	50058	GREBER Christian	AUT	228	201 (17)	–	–	27 (39)	–
42	100115	GRANDI Thomas	CAN	226	–	140 (19)	86 (22)	–	–
43	191139	VIDAL Jean-Pierre	FRA	222	–	191 (13)	31 (39)	–	–
44	50126	MAYER Christian	AUT	221	–	–	221 (9)	–	–
44	500139	NYBERG Fredrik	SWE	221	1 (65)	–	188 (11)	32 (36)	–
46	291421	RIEDER Arnold	ITA	220	–	–	203 (10)	17 (43)	–
47	290023	BERGAMELLI Giancarlo	ITA	219	–	219 (11)	–	–	–
48	420328	STIANSEN Tom	NOR	215	–	215 (12)	–	–	–
49	50043	FRANZ Werner	AUT	211	159 (20)	–	–	52 (32)	–
49	50310	RZEHAK Peter	AUT	211	211 (15)	–	–	–	–
51	292455	FILL Peter	ITA	173	36 (42)	–	52 (33)	61 (28)	24 (22)
51	301312	SASAKI Akira	JPN	173	–	173 (15)	–	–	–
53	190945	FOURNIER-BIDOZ Sebastien	FRA	172	130 (26)	–	–	42 (34)	–
54	50742	REICHELTH Hannes	AUT	166	–	–	–	166 (9)	–
55	50004	ALBRECHT Kilian	AUT	165	–	165 (17)	–	–	–
56	510747	GRUENENFELDER Tobias	SUI	155	5 (62)	–	58 (30)	92 (21)	–
57	531557	KNIGHT Chip	USA	154	–	154 (18)	–	–	–
58	291116	FATTORI Alessandro	ITA	153	8 (59)	–	–	145 (14)	–
59	190097	BURTIN Nicolas	FRA	151	151 (21)	–	–	–	–
60	560332	JERMAN Andrej	SLO	145	63 (37)	–	–	21 (41)	61 (11)
61	500656	LARSSON Markus	SWE	141	–	101 (25)	–	–	40 (15)
62	510001	ACCOLA Paul	SUI	140	–	–	–	61 (28)	79 (8)
63	500150	JAERBYN Patrik	SWE	138	77 (33)	–	–	61 (28)	–
64	560371	DRAGSIC Mitja	SLO	130	–	110 (23)	–	–	20 (24)
65	50688	MARINAC Martin	AUT	118	–	100 (26)	18 (46)	–	–
66	532497	ROTHROCK Tom	USA	114	–	114 (22)	–	–	–
67	50833	GRUGGER Johann	AUT	113	104 (28)	–	–	9 (53)	–
68	291641	SULZENBACHER Kurt	ITA	108	108 (27)	–	–	–	–
69	500499	BROLENIUS Johan	SWE	106	–	106 (24)	–	–	–
70	533131	SULLIVAN Marco	USA	105	76 (34)	–	–	29 (37)	–
71	560302	SPAROVEC Gregor	SLO	99	48 (39)	–	–	51 (33)	–
72	191116	DALCIN Pierre-Emmanuel	FRA	97	34 (44)	–	–	63 (27)	–






FIS SKI WORLD CUP

FIS SKI WORLD CUP AFTER 3rd MEN'S DOWNHILL OVERALL FIS WCSL LIST

Number of Competitors: 159

Rank	FIS Code	Name	Nation	WCSL	DH	SL	GS	SG	K
73	560406	GORZA Ales	SLO	96	–	12 (52)	62 (27)	–	22 (23)
74	190012	AMIEZ Sebastien	FRA	94	–	94 (27)	–	–	–
75	290255	GHEDINA Kristian	ITA	88	85 (31)	–	–	3 (61)	–
75	291768	ROBERTO Alessandro	ITA	88	–	–	88 (21)	–	–
77	201189	ECKERT Florian	GER	87	87 (30)	–	–	–	–
78	292120	SIMONCELLI Davide	ITA	82	–	–	82 (24)	–	–
79	560154	KUNC Mitja	SLO	80	–	80 (28)	–	–	–
80	190278	LLORACH Gaetan	FRA	79	–	–	–	–	79 (8)
81	530137	FIALA Jakub	USA	74	45 (40)	–	–	29 (37)	–
81	560050	PAVLOVIC Uros	SLO	74	–	–	74 (25)	–	–
83	420556	STRAND NILSEN Harald Chr.	NOR	72	–	72 (29)	–	–	–
84	200705	RAUFFER Max	GER	70	68 (35)	–	–	2 (63)	–
85	510756	VON WEISSENFLOH Rolf	SUI	67	67 (36)	–	–	–	–
86	560230	GRUBELNIK Drago	SLO	65	–	65 (30)	–	–	–
87	50707	MATT Mario	AUT	63	–	62 (31)	1 (57)	–	–
88	180212	UOTILA Sami	FIN	60	–	–	60 (28)	–	–
89	190707	MILLET Vincent	FRA	59	–	–	59 (29)	–	–
90	50695	BUDER Andreas	AUT	58	58 (38)	–	–	–	–
90	102271	HUDEC Jan	CAN	58	–	–	–	58 (31)	–
90	510577	IMBODEN Urs	SUI	58	–	58 (32)	–	–	–
93	292250	SCHIEPPATI Alberto	ITA	55	–	–	55 (31)	–	–
94	560089	MLEKUZ Rene	SLO	49	–	49 (33)	–	–	–
95	50675	ENGL Kurt	AUT	48	–	48 (34)	–	–	–
96	201240	EBERLE Markus	GER	47	–	47 (35)	–	–	–
97	50473	SEER Florian	AUT	45	–	45 (36)	–	–	–
98	291389	FISCHNALLER Roland	ITA	44	39 (41)	–	–	5 (60)	–
98	292056	GUFLER Michael	ITA	44	–	–	27 (41)	17 (43)	–
100	190510	PAGE Kevin	FRA	43	–	43 (37)	–	–	–
101	191115	CRETIER Claude	FRA	42	19 (49)	–	–	23 (40)	–
102	500124	HANSSON Martin	SWE	41	–	41 (38)	–	–	–
103	102239	COUSINEAU Julien	CAN	40	–	24 (42)	16 (48)	–	–
104	220044	BAXTER Alain	GBR	38	–	38 (39)	–	–	–
105	200056	ERTL Andreas	GER	37	–	–	37 (37)	–	–
106	50482	HOLZKNECHT Norbert	AUT	36	36 (42)	–	–	–	–
107	200249	STANKALLA Stefan	GER	34	1 (65)	–	–	33 (35)	–
108	290489	SELETTI Erik	ITA	33	33 (45)	–	–	–	–





FIS SKI WORLD CUP

FIS SKI WORLD CUP AFTER 3rd MEN'S DOWNHILL OVERALL FIS WCSL LIST

Number of Competitors: 159

Rank	FIS Code	Name	Nation	WCSL	DH	SL	GS	SG	K
109	532490	MACARTNEY Scott	USA	32	–	–	–	–	32 (17)
109	420681	SIVERTSEN Kenneth	NOR	32	11 (54)	–	–	21 (41)	–
111	191007	PICCARD Jeff	FRA	29	–	–	29 (40)	–	–
111	700034	RAJCAN Michal	SVK	29	–	–	–	–	29 (19)
113	532188	SPENCER Dane	USA	27	–	–	27 (41)	–	–
114	190204	GRAVIER Richard	FRA	26	–	26 (41)	–	–	–
115	191746	DE TESSIERES Gauthier	FRA	24	–	–	24 (43)	–	–
115	421098	NILSEN Andreas	NOR	24	–	13 (48)	11 (52)	–	–
117	191425	TISSOT Stephane	FRA	23	–	23 (44)	–	–	–
118	40170	BEAR Aj	AUS	22	9 (58)	–	–	13 (48)	–
118	50831	GRAGABER Thomas	AUT	22	22 (47)	–	–	–	–
120	510344	ZUEGER Daniel	SUI	21	21 (48)	–	–	–	–
121	532028	VONN Thomas	USA	20	–	–	3 (56)	17 (43)	–
122	350007	GANAHL Markus	LIE	19	–	19 (45)	–	–	–
122	420830	GROENVOLD Audun	NOR	19	16 (52)	–	–	3 (61)	–
122	510051	GRUENENFELDER Juerg	SUI	19	19 (49)	–	–	–	–
125	191227	BURTIN Raphael	FRA	18	–	–	18 (46)	–	–
125	50605	HERBST Reinfried	AUT	18	–	18 (46)	–	–	–
125	191008	MEILLEUR Cedric	FRA	18	18 (51)	–	–	–	–
125	101895	ROY Jean-Philippe	CAN	18	–	13 (48)	5 (55)	–	–
129	510638	CASANOVA Marco	SUI	16	–	3 (63)	13 (50)	–	–
129	290998	STAUDACHER Patrick	ITA	16	–	–	–	16 (46)	–
131	533098	FRIEDMAN Bryon	USA	15	15 (53)	–	–	–	–
131	50600	GOERGL Stephan	AUT	15	–	–	9 (53)	6 (58)	–
131	201702	NEUREUTHER Felix	GER	15	–	15 (47)	–	–	–
134	300804	MINAGAWA Kentaro	JPN	13	–	13 (48)	–	–	–
134	290693	PLONER Alexander	ITA	13	–	–	13 (50)	–	–
136	291210	GROS Giorgio	ITA	12	–	–	–	12 (49)	–
137	191415	BOTTOLLIER-LASQUIN Marc	FRA	11	–	–	–	11 (50)	–
137	290117	CATTANEO Luca	ITA	11	11 (54)	–	–	–	–
137	101375	LAVOIE Vincent	CAN	11	1 (65)	–	–	10 (51)	–
137	290982	SCHMID Hannes Paul	ITA	11	–	11 (53)	–	–	–
141	191591	BERTRAND Yannick	FRA	10	10 (56)	–	–	–	–
141	560187	PEN Peter	SLO	10	10 (56)	–	–	–	–
141	190314	SAIONI Christophe	FRA	10	–	–	–	10 (51)	–
141	200251	VOGL Alois	GER	10	–	10 (54)	–	–	–





FIS SKI WORLD CUP

FIS SKI WORLD CUP AFTER 3rd MEN'S DOWNHILL OVERALL FIS WCSL LIST

Number of Competitors: 159

Rank	FIS Code	Name	Nation	WCSL	DH	SL	GS	SG	K
145	510207	HARI Konrad	SUI	9	–	–	–	9 (53)	–
145	560151	KOBLAR Jernej	SLO	9	–	–	–	9 (53)	–
147	291990	BERBENNI Matteo	ITA	8	8 (59)	–	–	–	–
147	291404	PERATHONER Alan	ITA	8	–	8 (55)	–	–	–
147	560355	VALENCIC Mitja	SLO	8	–	8 (55)	–	–	–
150	150571	HAYER Stanley	CZE	7	–	7 (58)	–	–	–
150	180292	LEINO Jukka	FIN	7	–	7 (58)	–	–	–
150	220228	MICKEL Finlay	GBR	7	7 (61)	–	–	–	–
153	430281	BACHLEDA-CURUS Andrzej	POL	6	–	6 (60)	–	–	–
153	510165	HOFER Beni	SUI	6	5 (62)	–	–	1 (65)	–
155	300263	KIMURA Kiminobu	JPN	5	–	5 (61)	–	–	–
155	560033	KOSIR Jure	SLO	5	–	5 (61)	–	–	–
157	510476	HERRMANN Markus	SUI	4	4 (64)	–	–	–	–
158	420696	PAULSEN Lasse	NOR	2	–	–	–	2 (63)	–
159	291469	ZARDINI Edoardo	ITA	1	–	1 (64)	–	–	–

LEGEND

GS Giant Slalom points **SG** Super-G points **DH** Downhill points **WCSL** Overall points **SL** Slalom points
K Combined points

06-12-2003 / Beaver Creek (USA) / 0454

Page 5/5


www.fis-ski.com

Generation Date: SAT 6 DEC 2003

Time: 12:58 Swatch Internet Time: @874

Document: 60B 1.0





FIS SKI WORLD CUP


FIS SKI WORLD CUP 3rd MEN'S DOWNHILL DOWNHILL FIS WORLD CUP STANDINGS

29 NOV 2003 Lake Louise (CAN)
5 DEC 2003 Beaver Creek (USA)
6 DEC 2003 Beaver Creek (USA)

Number of Competitors: 39

Rank	FIS Code	Name	Nation	1	2	3	WC-DH	Diff.
1	50041	WALCHHOFER Michael	AUT	100	50	40	190	
2	50423	MAIER Hermann	AUT	29	45	100	174	- 16
3	531040	RAHLVES Daron	USA	13	100	50	163	- 27
4	50124	SCHIFFERER Andreas	AUT	50	20	60	130	- 60
5	50360	KNAUSS Hans	AUT	45	-	80	125	- 65
6	420911	SOLBAKKEN Bjarne	NOR	22	80	16	118	- 72
7	50024	EBERHARTER Stephan	AUT	9	80	22	111	- 79
8	50833	GRUGGER Johann	AUT	36	36	32	104	- 86
9	420470	KJUS Lasse	NOR	40	40	18	98	- 92
10	102263	GUAY Erik	CAN	80	1	-	81	- 109
11	50753	KROELL Klaus	AUT	3	29	45	77	- 113
12	510035	CAVEGN Franco	SUI	24	26	24	74	- 116
13	190930	DENERIAZ Antoine	FRA	60	7	-	67	- 123
14	500150	JAERBYN Patrik	SWE	22	16	26	64	- 126
15	50182	STROBL Fritz	AUT	14	5	29	48	- 142
16	510767	HOFFMANN Ambrosi	SUI	32	6	9	47	- 143
17	190097	BURTIN Nicolas	FRA	12	24	8	44	- 146
18	190945	FOURNIER-BIDOZ S.	FRA	18	12	13	43	- 147
19	290255	GHEDINA Kristian	ITA	8	13	20	41	- 149
20	350032	BUECHEL Marco	LIE	-	-	36	36	- 154
20	50482	HOLZKNECHT Norbert	AUT	16	15	5	36	- 154
22	50221	TRINKL Hannes	AUT	2	32	-	34	- 156
23	510478	KERNEN Bruno	SUI	-	22	11	33	- 157
23	291641	SULZENBACHER Kurt	ITA	-	18	15	33	- 157
25	200705	RAUFFER Max	GER	29	-	-	29	- 161
26	510727	DEFAGO Didier	SUI	5	10	12	27	- 163
27	421328	SVINDAL Aksel Lund	NOR	7	14	4	25	- 165
28	510756	VON WEISSENFLUH Rolf	SUI	10	10	1	21	- 169
29	292455	FILL Peter	ITA	15	3	2	20	- 170
30	560302	SPAROVEC Gregor	SLO	12	4	-	16	- 174
31	533098	FRIEDMAN Bryon	USA	-	8	7	15	- 175
31	50310	RZEHAK Peter	AUT	-	-	15	15	- 175
33	510030	CUCHE Didier	SUI	-	11	-	11	- 179





FIS SKI WORLD CUP

FIS SKI WORLD CUP 3rd MEN'S DOWNHILL DOWNHILL FIS WORLD CUP STANDINGS

29 NOV 2003 Lake Louise (CAN)
5 DEC 2003 Beaver Creek (USA)
6 DEC 2003 Beaver Creek (USA)

Number of Competitors: 39

Rank	FIS Code	Name	Nation	1	2	3	WC-DH	Diff.
33	560332	JERMAN Andrej	SLO	-	-	11	11	- 179
35	191591	BERTRAND Yannick	FRA	4	-	6	10	- 180
36	50451	GRUBER Christoph	AUT	7	-	-	7	- 183
37	40170	BEAR Aj	AUS	-	-	3	3	- 187
38	291389	FISCHNALLER Roland	ITA	-	2	-	2	- 188
39	532431	MILLER Bode	USA	1	-	-	1	- 189

LEGEND

WC-DH World Cup points for Downhill Diff. Points Difference

06-12-2003 / Beaver Creek (USA) / 0454

Page 2/2

www.fis-ski.com

Generation Date: SAT 6 DEC 2003

Time: 12:58 Swatch Internet Time: @874

Document: 25A 1.0





FIS SKI WORLD CUP

FIS SKI WORLD CUP 3rd MEN'S DOWNHILL OVERALL FIS WORLD CUP STANDINGS

Number of Competitors: 89

Rank	FIS Code	Name	Nation	Points	DH	SL	GS	SG	K
					3 races	1 race	2 races	1 race	
1	50423	MAIER Hermann	AUT	325	174 (2)	–	51 (12)	100 (1)	–
2	50041	WALCHHOFER Michael	AUT	270	190 (1)	–	–	80 (2)	–
3	50124	SCHIFFERER Andreas	AUT	239	130 (4)	–	109 (3)	–	–
4	50360	KNAUSS Hans	AUT	228	125 (5)	–	96 (4)	7 (24)	–
5	532431	MILLER Bode	USA	213	1 (39)	–	200 (1)	12 (19)	–
6	50024	EBERHARTER Stephan	AUT	203	111 (7)	–	32 (14)	60 (3)	–
7	531040	RAHLVES Daron	USA	189	163 (3)	–	–	26 (10)	–
8	420911	SOLBAKKEN Bjarne	NOR	173	118 (6)	–	19 (19)	36 (7)	–
9	180251	PALANDER Kalle	FIN	169	–	100 (1)	69 (7)	–	–
10	420470	KJUS Lasse	NOR	165	98 (9)	–	22 (17)	45 (5)	–
11	50625	RAICH Benjamin	AUT	142	–	29 (9)	63 (9)	50 (4)	–
12	190236	COVILI Frederic	FRA	130	–	–	130 (2)	–	–
13	102263	GUAY Erik	CAN	121	81 (10)	–	–	40 (6)	–
14	50833	GRUGGER Johann	AUT	113	104 (8)	–	–	9 (22)	–
15	500150	JAERBYN Patrik	SWE	96	64 (14)	–	–	32 (8)	–
16	50547	SCHOENFELDER Rainer	AUT	92	–	80 (2)	12 (27)	–	–
17	291421	RIEDER Arnold	ITA	84	–	–	79 (5)	5 (26)	–
18	50753	KROELL Klaus	AUT	77	77 (11)	–	–	–	–
19	510035	CAVEGN Franco	SUI	74	74 (12)	–	–	–	–
19	190677	CHENAL Joel	FRA	74	–	–	74 (6)	–	–
21	421328	SVINDAL Aksel Lund	NOR	70	25 (27)	8 (23)	11 (29)	26 (10)	–
22	50182	STROBL Fritz	AUT	68	48 (15)	–	–	20 (13)	–
23	190930	DENERIAZ Antoine	FRA	67	67 (13)	–	–	–	–
24	510767	HOFFMANN Ambrosi	SUI	66	47 (16)	–	18 (20)	1 (30)	–
25	350032	BUECHEL Marco	LIE	65	36 (20)	–	–	29 (9)	–
26	50271	SCHILCHEGGER Heinz	AUT	64	–	–	64 (8)	–	–
27	50624	PRANGER Manfred	AUT	60	–	60 (3)	–	–	–
28	292000	BLARDONE Massimiliano	ITA	56	–	–	56 (10)	–	–
28	292455	FILL Peter	ITA	56	20 (29)	–	14 (23)	22 (12)	–
30	500139	NYBERG Fredrik	SWE	55	–	–	52 (11)	3 (28)	–
31	290478	ROCCA Giorgio	ITA	50	–	50 (4)	–	–	–
32	290023	BERGAMELLI Giancarlo	ITA	45	–	45 (5)	–	–	–
32	380260	KOSTELIC Ivica	CRO	45	–	–	31 (16)	14 (17)	–
34	190097	BURTIN Nicolas	FRA	44	44 (17)	–	–	–	–
35	190945	FOURNIER-BIDOZ Sebastien	FRA	43	43 (18)	–	–	–	–
36	510727	DEFAGO Didier	SUI	42	27 (26)	–	15 (22)	–	–

06-12-2003 / Beaver Creek (USA) / 0454

Page 1/3


www.fis-ski.com

Generation Date: SAT 6 DEC 2003

Time: 12:58 Swatch Internet Time: @874

Document: 25B 1.0






FIS SKI WORLD CUP

FIS SKI WORLD CUP 3rd MEN'S DOWNHILL OVERALL FIS WORLD CUP STANDINGS

Number of Competitors: 89

Rank	FIS Code	Name	Nation	Points	DH 3 races	SL 1 race	GS 2 races	SG 1 race	K
36	510478	KERNEN Bruno	SUI	42	33 (23)	–	–	9 (22)	–
38	290255	GHEDINA Kristian	ITA	41	41 (19)	–	–	–	–
39	500499	BROLENIUS Johan	SWE	40	–	40 (6)	–	–	–
40	510747	GRUENENFELDER Tobias	SUI	36	–	–	36 (13)	–	–
40	50482	HOLZKNECHT Norbert	AUT	36	36 (20)	–	–	–	–
40	510890	ZURBRIGGEN Silvan	SUI	36	–	36 (7)	–	–	–
43	50221	TRINKL Hannes	AUT	34	34 (22)	–	–	–	–
44	291641	SULZENBACHER Kurt	ITA	33	33 (23)	–	–	–	–
45	420148	KARLSEN Truls Ove	NOR	32	–	18 (14)	14 (23)	–	–
45	50126	MAYER Christian	AUT	32	–	–	32 (14)	–	–
45	420328	STIANSEN Tom	NOR	32	–	32 (8)	–	–	–
48	190915	BOURGEAT Pierrick	FRA	29	–	29 (9)	–	–	–
48	510030	CUCHE Didier	SUI	29	11 (33)	–	18 (20)	–	–
48	200705	RAUFFER Max	GER	29	29 (25)	–	–	–	–
48	532497	ROTHROCK Tom	USA	29	–	29 (9)	–	–	–
52	50451	GRUBER Christoph	AUT	27	7 (36)	–	7 (33)	13 (18)	–
53	301312	SASAKI Akira	JPN	22	–	22 (12)	–	–	–
54	510756	VON WEISSENFLUH Rolf	SUI	21	21 (28)	–	–	–	–
55	50707	MATT Mario	AUT	20	–	20 (13)	–	–	–
55	532188	SPENCER Dane	USA	20	–	–	20 (18)	–	–
57	50149	STROBL Josef	AUT	18	–	–	–	18 (14)	–
58	50675	ENGL Kurt	AUT	16	–	16 (15)	–	–	–
58	102271	HUDEEC Jan	CAN	16	–	–	–	16 (15)	–
58	560302	SPAROVEC Gregor	SLO	16	16 (30)	–	–	–	–
61	510001	ACCOLA Paul	SUI	15	–	–	–	15 (16)	–
61	560371	DRAGSIC Mitja	SLO	15	–	15 (16)	–	–	–
61	533098	FRIEDMAN Bryon	USA	15	15 (31)	–	–	–	–
61	50310	RZEHAK Peter	AUT	15	15 (31)	–	–	–	–
65	531557	KNIGHT Chip	USA	14	–	14 (17)	–	–	–
66	191227	BURTIN Raphael	FRA	13	–	–	13 (25)	–	–
66	190204	GRAVIER Richard	FRA	13	–	13 (18)	–	–	–
66	191007	PICCARD Jeff	FRA	13	–	–	13 (25)	–	–
69	510638	CASANOVA Marco	SUI	12	–	–	12 (27)	–	–
69	500124	HANSSON Martin	SWE	12	–	12 (19)	–	–	–
71	560406	GORZA Ales	SLO	11	–	–	11 (29)	–	–
71	560332	JERMAN Andrej	SLO	11	11 (33)	–	–	–	–





FIS SKI WORLD CUP

FIS SKI WORLD CUP 3rd MEN'S DOWNHILL OVERALL FIS WORLD CUP STANDINGS

Number of Competitors: 89

Rank	FIS Code	Name	Nation	Points	DH 3 races	SL 1 race	GS 2 races	SG 1 race	K
71	290998	STAUDACHER Patrick	ITA	11	-	-	-	11 (20)	-
71	191425	TISSOT Stephane	FRA	11	-	11 (20)	-	-	-
71	180212	UOTILA Sami	FIN	11	-	-	11 (29)	-	-
76	50004	ALBRECHT Kilian	AUT	10	-	10 (21)	-	-	-
76	191591	BERTRAND Yannick	FRA	10	10 (35)	-	-	-	-
76	101375	LAVOIE Vincent	CAN	10	-	-	-	10 (21)	-
79	191139	VIDAL Jean-Pierre	FRA	9	-	9 (22)	-	-	-
80	292056	GUFLER Michael	ITA	8	-	-	8 (32)	-	-
81	40170	BEAR Aj	AUS	7	3 (37)	-	-	4 (27)	-
81	510577	IMBODEN Urs	SUI	7	-	7 (24)	-	-	-
83	190012	AMIEZ Sebastien	FRA	6	-	6 (25)	-	-	-
83	510207	HARI Konrad	SUI	6	-	-	-	6 (25)	-
85	191746	DE TESSIERES Gauthier	FRA	5	-	-	5 (34)	-	-
86	50600	GOERGL Stephan	AUT	4	-	-	4 (35)	-	-
87	100115	GRANDI Thomas	CAN	3	-	-	3 (36)	-	-
88	530137	FIALA Jakub	USA	2	-	-	-	2 (29)	-
88	291389	FISCHNALLER Roland	ITA	2	2 (38)	-	-	-	-

LEGEND

GS Giant Slalom points **SG** Super-G points **DH** Downhill points **Points** Overall points **SL** Slalom points
K Combined points

06-12-2003 / Beaver Creek (USA) / 0454

Page 3/3


www.fis-ski.com

Generation Date: SAT 6 DEC 2003

Time: 12:58 Swatch Internet Time: @874

Document: 25B 1.0






FIS SKI WORLD CUP

FIS SKI WORLD CUP 3rd MEN'S DOWNHILL MEN FIS NATION CUP

Number of Nations: 15

Place	Nation	Points	Diff.	DH	SL	GS	SG	K
1	AUT Austria	2093		1051	215	470	357	-
2	USA United States of America	482	- 1611	179	43	220	40	-
3	NOR Norway	472	- 1621	241	58	66	107	-
4	FRA France	467	- 1626	164	68	235	-	-
5	ITA Italy	386	- 1707	96	95	157	38	-
5	SUI Switzerland	386	- 1707	213	43	99	31	-
7	SWE Sweden	203	- 1890	64	52	52	35	-
8	FIN Finland	180	- 1913	-	100	80	-	-
9	CAN Canada	150	- 1943	81	-	3	66	-
10	LIE Liechtenstein	65	- 2028	36	-	-	29	-
11	SLO Slovenia	53	- 2040	27	15	11	-	-
12	CRO Croatia	45	- 2048	-	-	31	14	-
13	GER Germany	29	- 2064	29	-	-	-	-
14	JPN Japan	22	- 2071	-	22	-	-	-
15	AUS Australia	7	- 2086	3	-	-	4	-






FIS SKI WORLD CUP

FIS SKI WORLD CUP 3rd MEN'S DOWNHILL FIS OVERALL NATION CUP

Number of Nations: 19

Place	Nation	Overall			DH Points			SL Points			GS Points			SG Points			K Points		
		M+W	M	W	M+W	M	W	M+W	M	W	M+W	M	W	M+W	M	W	M+W	M	W
1	AUT	2627	2093	534	1190	1051	139	344	215	129	736	470	266	357	357	-	-	-	-
2	FRA	753	467	286	323	164	159	124	68	56	306	235	71	-	-	-	-	-	-
3	SUI	726	386	340	314	213	101	148	43	105	233	99	134	31	31	-	-	-	-
4	USA	703	482	221	289	179	110	73	43	30	301	220	81	40	40	-	-	-	-
5	ITA	692	386	306	154	96	58	127	95	32	373	157	216	38	38	-	-	-	-
6	SWE	620	203	417	72	64	8	209	52	157	304	52	252	35	35	-	-	-	-
7	NOR	522	472	50	241	241	-	79	58	21	95	66	29	107	107	-	-	-	-
8	GER	352	29	323	159	29	130	61	-	61	132	-	132	-	-	-	-	-	-
9	FIN	270	180	90	-	-	-	136	100	36	134	80	54	-	-	-	-	-	-
10	CAN	201	150	51	87	81	6	-	-	-	48	3	45	66	66	-	-	-	-
11	SLO	105	53	52	27	27	-	15	15	-	63	11	52	-	-	-	-	-	-
12	SPA	96	-	96	-	-	-	-	-	-	96	-	96	-	-	-	-	-	-
13	LIE	65	65	-	36	36	-	-	-	-	-	-	-	29	29	-	-	-	-
14	CRO	65	45	20	-	-	-	20	-	20	31	31	-	14	14	-	-	-	-
15	CZE	47	-	47	-	-	-	47	-	47	-	-	-	-	-	-	-	-	-
16	JPN	22	22	-	-	-	-	22	22	-	-	-	-	-	-	-	-	-	-
17	SVK	18	-	18	-	-	-	18	-	18	-	-	-	-	-	-	-	-	-
18	GBR	15	-	15	9	-	9	-	-	-	6	-	6	-	-	-	-	-	-
19	AUS	7	7	-	3	3	-	-	-	-	-	-	-	4	4	-	-	-	-






FIS SKI WORLD CUP

FIS SKI WORLD CUP
AFTER 3rd MEN'S DOWNHILL
MANUFACTURERS STANDINGS MEN presented by "DIE PRESSE"

Number of Manufacturers: 8

Place	Manufacturer	Points	Diff.	DH	SL	GS	SG	K
1	ATOMIC	1770		1020	100	320	330	-
2	ROSSIGNOL	200	- 1570	-	-	200	-	-
3	DYNASTAR	185	- 1585	80	-	60	45	-
4	SALOMON	170	- 1600	-	-	170	-	-
5	VÖLKL	105	- 1665	-	105	-	-	-
6	HEAD	85	- 1685	45	40	-	-	-
7	FISCHER	80	- 1690	-	80	-	-	-
8	NORDICA	50	- 1720	-	50	-	-	-





FIS SKI WORLD CUP

FIS SKI WORLD CUP AFTER 3rd MEN'S DOWNHILL

MANUFACTURERS STANDINGS OVERALL presented by "DIE PRESSE"

Number of Manufacturers: 8

Place	Manufacturer	Overall			DH Points			SL Points			GS Points			SG Points			K Points		
		M+W	M	W	M+W	M	W	M+W	M	W	M+W	M	W	M+W	M	W	M+W	M	W
1	ATOMIC	1830	1770	60	1020	1020	-	160	100	60	320	320	-	330	330	-	-	-	-
2	ROSSIGNOL	640	200	440	100	-	100	45	-	45	495	200	295	-	-	-	-	-	-
3	SALOMON	610	170	440	50	-	50	150	-	150	410	170	240	-	-	-	-	-	-
4	VÖLKL	430	105	325	80	-	80	185	105	80	165	-	165	-	-	-	-	-	-
5	DYNASTAR	280	185	95	125	80	45	-	-	-	110	60	50	45	45	-	-	-	-
6	FISCHER	180	80	100	100	-	100	80	80	-	-	-	-	-	-	-	-	-	-
7	HEAD	125	85	40	45	45	-	80	40	40	-	-	-	-	-	-	-	-	-
8	NORDICA	50	50	-	-	-	-	50	50	-	-	-	-	-	-	-	-	-	-

