



**FIS SKI WORLD CUP**  
2nd MEN'S SUPER-G  
**ALPHABETICAL LIST OF COMPETITORS**



Number of Competitors: 60

Nation	FIS Code	Name	FIS Points (December 2003 List)			
			DH	SL	GS	SG
<b>AUS</b>	40170	<b>BEAR Aj</b>	32.19 (116)	113.27 (2559)	33.60 (311)	17.19 (62)
	40171	<b>BRANCH Craig</b>	32.99 (120)	54.34 (777)	38.71 (426)	32.04 (155)
<b>AUT</b>	50024	<b>EBERHARTER Stephan</b>	0.00 (1)	170.67 (4011)	5.05 (17)	0.00 (1)
	50600	<b>GOERGL Stephan</b>	26.41 (89)	107.00 (2361)	7.17 (32)	8.92 (34)
	50451	<b>GRUBER Christoph</b>	5.84 (26)	96.56 (1992)	4.66 (13)	4.05 (8)
	50833	<b>GRUGGER Johann</b>	10.82 (35)	111.08 (2492)	19.94 (115)	12.63 (39)
	50360	<b>KNAUSS Hans</b>	5.47 (22)	–	1.83 (3)	5.10 (18)
	50423	<b>MAIER Hermann</b>	5.48 (23)	65.11 (1050)	5.50 (20)	3.03 (3)
	50625	<b>RAICH Benjamin</b>	48.28 (196)	2.91 (6)	3.75 (5)	5.84 (25)
	50124	<b>SCHIFFERER Andreas</b>	3.94 (10)	163.48 (3858)	4.54 (11)	4.76 (15)
	50149	<b>STROBL Josef</b>	4.72 (17)	255.13 (5073)	11.69 (52)	4.67 (13)
	50221	<b>TRINKL Hannes</b>	3.94 (10)	–	48.76 (646)	4.88 (16)
50041	<b>WALCHHOFER Michael</b>	1.62 (2)	17.14 (102)	15.15 (70)	5.47 (20)	
<b>BIH</b>	710223	<b>BECIRBEGOVIC Enis</b>	35.70 (128)	221.75 (4806)	23.33 (161)	21.32 (86)
<b>CAN</b>	101790	<b>ANDERSON David</b>	24.90 (84)	36.91 (382)	16.99 (85)	30.28 (140)
	102263	<b>GUAY Erik</b>	5.41 (20)	36.32 (369)	21.12 (136)	5.39 (19)
	102271	<b>HUDEC Jan</b>	27.22 (91)	35.83 (362)	23.14 (159)	12.01 (38)
	101375	<b>LAVOIE Vincent</b>	27.39 (94)	47.35 (610)	52.79 (736)	20.56 (83)
<b>FRA</b>	191591	<b>BERTRAND Yannick</b>	13.30 (43)	101.75 (2198)	50.40 (678)	22.49 (94)
	191415	<b>BOTTOLLIER-LASQUIN Marc</b>	10.98 (36)	62.85 (982)	62.68 (1017)	22.32 (93)
	191740	<b>CLAREY Johan</b>	14.65 (46)	35.27 (341)	32.20 (285)	25.65 (113)
	191115	<b>CRETIER Claude</b>	18.73 (57)	148.44 (3509)	76.52 (1435)	15.95 (56)
	190945	<b>FOURNIER-BIDOZ Sebastien</b>	5.59 (24)	97.99 (2049)	44.85 (553)	13.18 (42)
	191008	<b>MEILLEUR Cedric</b>	22.14 (80)	107.44 (2371)	32.59 (300)	18.27 (67)
	191667	<b>RECH Freddy</b>	49.27 (206)	136.75 (3202)	14.73 (65)	14.07 (50)
<b>GBR</b>	220228	<b>MICKEL Finlay</b>	20.50 (72)	85.38 (1623)	53.38 (750)	24.42 (104)
<b>GER</b>	200249	<b>STANKALLA Stefan</b>	28.89 (100)	94.86 (1926)	35.88 (356)	13.76 (46)
<b>ITA</b>	291116	<b>FATTORI Alessandro</b>	38.78 (144)	95.92 (1966)	171.11 (4108)	4.70 (14)
	292455	<b>FILL Peter</b>	18.25 (56)	17.33 (105)	8.47 (39)	5.99 (28)



**FIS SKI WORLD CUP**  
2nd MEN'S SUPER-G  
**ALPHABETICAL LIST OF COMPETITORS**



Number of Competitors: 60

Nation	FIS Code	Name	FIS Points (December 2003 List)			
			DH	SL	GS	SG
<b>ITA</b>	291389	<b>FISCHNALLER Roland</b>	18.98 (59)	159.96 (3781)	39.65 (450)	14.63 (53)
	290255	<b>GHEDINA Kristian</b>	6.00 (31)	96.88 (2006)	52.29 (728)	6.00 (31)
	291210	<b>GROS Giorgio</b>	32.45 (118)	80.37 (1472)	88.73 (1840)	18.44 (70)
	292056	<b>GUFLER Michael</b>	26.93 (90)	41.20 (467)	7.83 (36)	19.35 (76)
	290489	<b>SELETTO Erik</b>	17.41 (53)	258.44 (5084)	61.25 (959)	22.79 (97)
	290998	<b>STAUDACHER Patrick</b>	21.80 (76)	49.16 (654)	38.00 (407)	13.31 (43)
	291641	<b>SULZENBACHER Kurt</b>	5.86 (28)	156.18 (3693)	59.14 (916)	16.18 (58)
<b>LIE</b>	350032	<b>BUECHEL Marco</b>	13.11 (39)	96.37 (1982)	9.30 (40)	2.47 (2)
<b>NOR</b>	420470	<b>KJUS Lasse</b>	5.91 (29)	14.59 (76)	11.39 (51)	4.01 (7)
	420681	<b>SIVERTSEN Kenneth</b>	6.00 (31)	204.86 (4595)	20.24 (126)	6.00 (31)
	420911	<b>SOLBAKKEN Bjarne</b>	16.14 (51)	43.72 (515)	7.48 (33)	5.62 (23)
	421328	<b>SVINDAL Aksel Lund</b>	19.23 (61)	6.93 (33)	5.69 (23)	5.82 (24)
<b>SLO</b>	560332	<b>JERMAN Andrej</b>	15.86 (50)	30.94 (249)	31.59 (275)	13.36 (44)
	560187	<b>PEN Peter</b>	22.04 (77)	142.77 (3362)	45.80 (577)	19.88 (79)
	560298	<b>REBERSAK Jernej</b>	46.06 (182)	28.93 (225)	21.06 (134)	22.49 (94)
<b>SUI</b>	510001	<b>ACCOLA Paul</b>	19.56 (64)	35.50 (353)	19.89 (113)	5.99 (28)
	510035	<b>CAVEGN Franco</b>	4.68 (16)	-	141.59 (3489)	5.59 (22)
	510030	<b>CUCHE Didier</b>	3.64 (7)	252.33 (5056)	5.36 (19)	3.06 (5)
	510727	<b>DEFAGO Didier</b>	5.35 (19)	19.72 (123)	5.04 (16)	4.56 (11)
	510747	<b>GRUENENFELDER Tobias</b>	14.49 (45)	106.60 (2355)	5.99 (30)	5.51 (21)
	510207	<b>HARI Konrad</b>	19.56 (64)	138.31 (3240)	18.96 (107)	9.41 (35)
	510767	<b>HOFFMANN Ambrosi</b>	3.82 (9)	128.34 (2985)	7.81 (35)	4.58 (12)
	510478	<b>KERNEN Bruno</b>	3.41 (6)	59.70 (900)	30.97 (261)	4.55 (10)
	510344	<b>ZUEGER Daniel</b>	12.41 (38)	220.62 (4792)	61.35 (965)	13.83 (47)
<b>SWE</b>	500150	<b>JAERBYN Patrik</b>	13.23 (42)	86.07 (1644)	13.56 (59)	5.99 (28)
<b>USA</b>	530137	<b>FIALA Jakub</b>	19.30 (62)	124.82 (2888)	29.00 (232)	16.99 (60)
	532490	<b>MACARTNEY Scott</b>	19.17 (60)	40.65 (453)	22.24 (148)	24.90 (110)
	532431	<b>MILLER Bode</b>	4.53 (13)	5.07 (16)	0.00 (1)	3.87 (6)
	531040	<b>RAHLVES Daron</b>	1.86 (3)	222.36 (4812)	19.98 (116)	5.93 (26)
	532188	<b>SPENCER Dane</b>	73.68 (356)	64.28 (1023)	7.88 (37)	38.61 (210)
	532028	<b>VONN Thomas</b>	64.04 (275)	53.74 (760)	14.17 (62)	24.68 (107)

<b>LEGEND</b>	<b>DH</b> Downhill	<b>SL</b> Slalom	<b>GS</b> Giant Slalom	<b>SG</b> Super-G
---------------	--------------------	------------------	------------------------	-------------------

07-12-2003 / Beaver Creek (USA) / 0455

Page 2/2

Data Processing by SWATCH

www.fis-ski.com

SWATCH Timing

Generation Date: SAT 6 DEC 2003

Time: 16:59 Swatch Internet Time: @ 41

Document: 32E 1.0



**FIS SKI WORLD CUP**  
2nd MEN'S SUPER-G  
**DRAW LIST BY POINTS**



Number of Competitors: 60

No.	FIS Code	Name	Nation	WCSL-SG	WCSL-O	FIS-SG
1	50024	<b>EBERHARTER Stephan</b>	AUT	451 (1)	1370 (2)	0.00 (1)
2	350032	<b>BUECHEL Marco</b>	LIE	290 (2)	426 (24)	2.47 (2)
3	50423	<b>MAIER Hermann</b>	AUT	254 (3)	618 (12)	3.03 (3)
4	510030	<b>CUCHE Didier</b>	SUI	252 (5)	664 (11)	3.06 (4)
5	532431	<b>MILLER Bode</b>	USA	199 (6)	1387 (1)	3.87 (5)
6	420470	<b>KJUS Lasse</b>	NOR	190 (7)	529 (18)	4.01 (6)
7	50451	<b>GRUBER Christoph</b>	AUT	187 (8)	493 (19)	4.05 (7)
8	510478	<b>KERNEN Bruno</b>	SUI	155 (10)	586 (13)	4.55 (8)
9	510727	<b>DEFAGO Didier</b>	SUI	154 (11)	547 (16)	4.56 (9)
10	510767	<b>HOFFMANN Ambrosi</b>	SUI	153 (12)	551 (15)	4.58 (10)
11	50149	<b>STROBL Josef</b>	AUT	147 (13)	352 (27)	4.67 (11)
12	291116	<b>FATTORI Alessandro</b>	ITA	145 (14)	153 (58)	4.70 (12)
13	50124	<b>SCHIFFERER Andreas</b>	AUT	141 (15)	676 (10)	4.76 (13)
14	50221	<b>TRINKL Hannes</b>	AUT	133 (16)	423 (25)	4.88 (14)
15	50360	<b>KNAUSS Hans</b>	AUT	119 (18)	749 (6)	5.10 (15)
16	+400 50041	<b>WALCHHOFER Michael</b>	AUT	95 (20)	825 (5)	5.47 (17)
17	+400 50625	<b>RAICH Benjamin</b>	AUT	71 (25)	737 (7)	5.84 (22)
18	+400 531040	<b>RAHLVES Daron</b>	USA	65 (26)	680 (9)	5.93 (23)
19	102263	<b>GUAY Erik</b>	CAN	100 (19)	233 (40)	5.39 (16)
20	510747	<b>GRUENENFELDER Tobias</b>	SUI	92 (21)	155 (56)	5.51 (18)
21	510035	<b>CAVEGN Franco</b>	SUI	87 (22)	330 (29)	5.59 (19)
22	420911	<b>SOLBAKKEN Bjarne</b>	NOR	85 (23)	283 (34)	5.62 (20)
23	421328	<b>SVINDAL Aksel Lund</b>	NOR	72 (24)	303 (31)	5.82 (21)
24	292455	<b>FILL Peter</b>	ITA	61 (28)	173 (51)	5.99 (24)
25	510001	<b>ACCOLA Paul</b>	SUI	61 (28)	140 (62)	5.99 (25)
26	500150	<b>JAERBYN Patrik</b>	SWE	61 (28)	138 (63)	5.99 (26)
27	102271	<b>HUDEC Jan</b>	CAN	58 (31)	58 (90)	12.01 (31)
28	190945	<b>FOURNIER-BIDOZ Sebastien</b>	FRA	42 (34)	172 (53)	13.18 (33)
29	200249	<b>STANKALLA Stefan</b>	GER	33 (35)	34 (107)	13.76 (36)
30	530137	<b>FIALA Jakub</b>	USA	29 (37)	74 (81)	16.99 (42)
31	420681	<b>SIVERTSEN Kenneth</b>	NOR	21 (41)	32 (109)	6.00 (28)
32	290255	<b>GHEDINA Kristian</b>	ITA	3 (61)	88 (75)	6.00 (27)
33	50600	<b>GOERGL Stephan</b>	AUT	6 (58)	15 (131)	8.92 (29)
34	510207	<b>HARI Konrad</b>	SUI	9 (53)	9 (145)	9.41 (30)
35	50833	<b>GRUGGER Johann</b>	AUT	9 (53)	113 (67)	12.63 (32)
36	290998	<b>STAUDACHER Patrick</b>	ITA	16 (46)	16 (129)	13.31 (34)



**FIS SKI WORLD CUP**  
2nd MEN'S SUPER-G  
**DRAW LIST BY POINTS**



Number of Competitors: 60

No.	FIS Code	Name	Nation	WCSL-SG	WCSL-O	FIS-SG
37	560332	JERMAN Andrej	SLO	21 (41)	145 (60)	13.36 (35)
38	510344	ZUEGER Daniel	SUI	-	21 (120)	13.83 (37)
39	191667	RECH Freddy	FRA	-	-	14.07 (38)
40	291389	FISCHNALLER Roland	ITA	5 (60)	44 (98)	14.63 (39)
41	191115	CRETIER Claude	FRA	23 (40)	42 (101)	15.95 (40)
42	291641	SULZENBACHER Kurt	ITA	-	108 (68)	16.18 (41)
43	40170	BEAR Aj	AUS	13 (48)	22 (118)	17.19 (43)
44	191008	MEILLEUR Cedric	FRA	-	18 (125)	18.27 (44)
45	291210	GROS Giorgio	ITA	12 (49)	12 (136)	18.44 (45)
46	292056	GUFLER Michael	ITA	17 (43)	44 (98)	19.35 (46)
47	560187	PEN Peter	SLO	-	10 (141)	19.88 (47)
48	101375	LAVOIE Vincent	CAN	10 (51)	11 (137)	20.56 (48)
49	710223	BECIRBEGOVIC Enis	BIH	-	-	21.32 (49)
50	191415	BOTTOLLIER-LASQUIN Marc	FRA	11 (50)	11 (137)	22.32 (50)
51	191591	BERTRAND Yannick	FRA	-	10 (141)	22.49 (51)
52	560298	REBERSAK Jernej	SLO	-	-	22.49 (52)
53	290489	SELETTO Erik	ITA	-	33 (108)	22.79 (53)
54	220228	MICKEL Finlay	GBR	-	7 (150)	24.42 (54)
55	532028	VONN Thomas	USA	17 (43)	20 (121)	24.68 (55)
56	532490	MACARTNEY Scott	USA	-	32 (109)	24.90 (56)
57	191740	CLAREY Johan	FRA	-	-	25.65 (57)
58	101790	ANDERSON David	CAN	-	-	30.28 (58)
59	40171	BRANCH Craig	AUS	-	-	32.04 (59)
60	532188	SPENCER Dane	USA	-	27 (113)	38.61 (60)

**LEGEND**

**+400** More than 400 points on WCSL-O after 15th place or after 30th place  
**WCSL-SG** World Cup Start List points for Super-G  
**FIS-SG** FIS points for Super-G  
**WCSL-O No.** Overall WCSL points Control Number

07-12-2003 / Beaver Creek (USA) / 0455

Page 2/2

Data Processing by SWATCH

www.fis-ski.com

SWATCH Timing

Generation Date: SAT 6 DEC 2003

Time: 16:59 Swatch Internet Time: @ 41

Document: 45A 1.0



**FIS SKI WORLD CUP**  
2nd MEN'S SUPER-G  
**START LIST**

**Jury**

<b>TD FIS</b>	G. WILLIAMSON	CAN
<b>Referee</b>	G. HUJARA	FIS
<b>Assistant Referee</b>	H. SCHMALZL	FIS
<b>Chief of Race</b>	J. ROBERTS	USA

**Technical Data**

<b>Course Name</b>	Birds of Prey/Golden Eagle
<b>Start Altitude</b>	3337 m
<b>Finish Altitude</b>	2726 m
<b>Vertical Drop</b>	611 m
<b>Course Length</b>	1920 m
<b>Homologation Number</b>	6833/10/02

**Race Information**

<b>Course Setter</b>	A. GHIDONI	ITA
<b>Number of Gates</b>	36	
<b>Turning Gates</b>	35	
<b>Start Time</b>	11:00	

<b>Forerunners</b>	A - J. HUME	CAN	E - N. BAKER	USA
	B - A. WEIBRECHT	USA	F - J. TRANSUE	USA
	C - E. WEISS	USA	G - A. COLE	USA
	D - S. NYMAN	USA	H - E. HOLMER	USA

**Number of Competitors: 60**

Bib	FIS Code	Name	Year of Birth	Nation	Time	Ski
1	530137	FIALA Jakub	1975	USA	_____	ATOMIC
2	200249	STANKALLA Stefan	1975	GER	_____	HEAD
3	190945	FOURNIER-BIDOZ Sebastien	1976	FRA	_____	ROSSIGNOL
4	102271	HUDEC Jan	1981	CAN	_____	ROSSIGNOL
5	292455	FILL Peter	1982	ITA	_____	DYNASTAR
6	510001	ACCOLA Paul	1967	SUI	_____	STÖCKLI
7	500150	JAERBYN Patrik	1969	SWE	_____	ATOMIC
8	421328	SVINDAL Aksel Lund	1982	NOR	_____	ATOMIC
9	420911	SOLBAKKEN Bjarne	1977	NOR	_____	ATOMIC
10	510035	CAVEGN Franco	1971	SUI	_____	HEAD
11	510747	GRUENENFELDER Tobias	1977	SUI	_____	SALOMON
12	102263	GUAY Erik	1981	CAN	_____	ATOMIC
13	531040	RAHLVES Daron	1973	USA	_____	ATOMIC
14	50625	RAICH Benjamin	1978	AUT	_____	ATOMIC
15	50041	WALCHHOFER Michael	1975	AUT	_____	ATOMIC
16	50360	KNAUSS Hans	1971	AUT	_____	ATOMIC
17	50221	TRINKL Hannes	1968	AUT	_____	HEAD
18	50124	SCHIFFERER Andreas	1974	AUT	_____	ATOMIC
19	291116	FATTORI Alessandro	1973	ITA	_____	FISCHER
20	50149	STROBL Josef	1974	AUT	_____	FISCHER



**FIS SKI WORLD CUP**  
2nd MEN'S SUPER-G  
**START LIST**



Number of Competitors: 60

Bib	FIS Code	Name	Year of Birth	Nation	Time	Ski
21	510767	HOFFMANN Ambrosi	1977	SUI	_____	STÖCKLI
22	510727	DEFAGO Didier	1977	SUI	_____	ATOMIC
23	510478	KERNEN Bruno	1972	SUI	_____	ROSSIGNOL
24	50451	GRUBER Christoph	1976	AUT	_____	ATOMIC
25	420470	KJUS Lasse	1971	NOR	_____	DYNASTAR
26	532431	MILLER Bode	1977	USA	_____	ROSSIGNOL
27	510030	CUCHE Didier	1974	SUI	_____	ATOMIC
28	50423	MAIER Hermann	1972	AUT	_____	ATOMIC
29	350032	BUECHEL Marco	1971	LIE	_____	HEAD
30	50024	EBERHARTER Stephan	1969	AUT	_____	ATOMIC
31	420681	SIVERTSEN Kenneth	1973	NOR	_____	ROSSIGNOL
32	290255	GHEDINA Kristian	1969	ITA	_____	FISCHER
33	50600	GOERGL Stephan	1978	AUT	_____	ATOMIC
34	510207	HARI Konrad	1978	SUI	_____	SALOMON
35	50833	GRUGGER Johann	1981	AUT	_____	HEAD
36	290998	STAUDACHER Patrick	1980	ITA	_____	HEAD
37	560332	JERMAN Andrej	1978	SLO	_____	ROSSIGNOL
38	510344	ZUEGER Daniel	1979	SUI	_____	STÖCKLI
39	191667	RECH Freddy	1980	FRA	_____	SALOMON
40	291389	FISCHNALLER Roland	1975	ITA	_____	ATOMIC
41	191115	CRETIER Claude	1977	FRA	_____	SALOMON
42	291641	SULZENBACHER Kurt	1976	ITA	_____	ROSSIGNOL
43	40170	BEAR Aj	1977	AUS	_____	ATOMIC
44	191008	MEILLEUR Cedric	1976	FRA	_____	ROSSIGNOL
45	291210	GROS Giorgio	1981	ITA	_____	ROSSIGNOL
46	292056	GUFLER Michael	1979	ITA	_____	ATOMIC
47	560187	PEN Peter	1973	SLO	_____	ROSSIGNOL
48	101375	LAVOIE Vincent	1977	CAN	_____	ATOMIC
49	710223	BECIRBEGOVIC Enis	1976	BIH	_____	HEAD
50	191415	BOTTOLLIER-LASQUIN Marc	1979	FRA	_____	SALOMON
51	191591	BERTRAND Yannick	1980	FRA	_____	DYNASTAR
52	560298	REBERSAK Jernej	1977	SLO	_____	ATOMIC
53	290489	SELETTO Erik	1975	ITA	_____	ATOMIC
54	220228	MICKEL Finlay	1977	GBR	_____	ATOMIC
55	532028	VONN Thomas	1975	USA	_____	FISCHER
56	532490	MACARTNEY Scott	1978	USA	_____	SALOMON
57	191740	CLAREY Johan	1981	FRA	_____	ROSSIGNOL
58	101790	ANDERSON David	1979	CAN	_____	SALOMON
59	40171	BRANCH Craig	1977	AUS	_____	ATOMIC
60	532188	SPENCER Dane	1977	USA	_____	DYNASTAR



**FIS SKI WORLD CUP**  
2nd MEN'S SUPER-G  
**OFFICIAL RESULTS**

**Jury**

**TD FIS** G. WILLIAMSON CAN  
**Referee** G. HUJARA FIS  
**Assistant Referee** H. SCHMALZL FIS  
**Chief of Race** J. ROBERTS USA

**Technical Data**

**Course Name** Birds of Prey/Golden Eagle  
**Start Altitude** 3337 m  
**Finish Altitude** 2726 m  
**Vertical Drop** 611 m  
**Course Length** 1920 m  
**Homologation Number** 6833/10/02

**Race Information**

**Course Setter** A. GHIDONI ITA  
**Number of Gates** 36  
**Turning Gates** 35  
**Start Time** 11:00

**Forerunners**  
 A - J. HUME CAN E - N. BAKER USA  
 B - A. WEIBRECHT USA F - J. TRANSUE USA  
 C - E. WEISS USA G - A. COLE USA  
 D - S. NYMAN USA H - E. HOLMER USA

**Weather:** Snow **Snow:** Hard **Temperature – Start:** –3 °C **Finish:** –4 °C **F–factor:** 980

**Number of Competitors: 60**

Rank	Bib	FIS Code	Name	Year of Birth	Nation	Time	Diff.	Race Points	Ski
1	9	420911	SOLBAKKEN Bjarne	1977	NOR	1:13.05		0.00	ATOMIC
2	28	50423	MAIER Hermann	1972	AUT	1:13.44	0.39	5.23	ATOMIC
3	16	50360	KNAUSS Hans	1971	AUT	1:13.50	0.45	6.04	ATOMIC
4	5	292455	FILL Peter	1982	ITA	1:13.58	0.53	7.11	DYNASTAR
5	27	510030	CUCHE Didier	1974	SUI	1:13.73	0.68	9.12	ATOMIC
6	25	420470	KJUS Lasse	1971	NOR	1:13.76	0.71	9.52	DYNASTAR
7	18	50124	SCHIFFERER Andreas	1974	AUT	1:13.85	0.80	10.73	ATOMIC
8	7	500150	JAERBYN Patrik	1969	SWE	1:13.95	0.90	12.07	ATOMIC
9	24	50451	GRUBER Christoph	1976	AUT	1:14.04	0.99	13.28	ATOMIC
10	21	510767	HOFFMANN Ambrosi	1977	SUI	1:14.06	1.01	13.55	STÖCKLI
11	14	50625	RAICH Benjamin	1978	AUT	1:14.16	1.11	14.89	ATOMIC
12	13	531040	RAHLVES Daron	1973	USA	1:14.17	1.12	15.03	ATOMIC
13	1	530137	FIALA Jakob	1975	USA	1:14.23	1.18	15.83	ATOMIC
14	29	350032	BUECHEL Marco	1971	LIE	1:14.30	1.25	16.77	HEAD
15	20	50149	STROBL Josef	1974	AUT	1:14.33	1.28	17.17	FISCHER

#385 \_\_\_\_\_



**FIS SKI WORLD CUP**  
2nd MEN'S SUPER-G  
**OFFICIAL RESULTS**



Number of Competitors: 60

Rank	Bib	FIS Code	Name	Year of Birth	Nation	Time	Diff.	Race Points	Ski
15	11	510747	GRUENENFELDER Tobias	1977	SUI	1:14.33	1.28	17.17	SALOMON
17	12	102263	GUAY Erik	1981	CAN	1:14.48	1.43	19.18	ATOMIC
18	22	510727	DEFAGO Didier	1977	SUI	1:14.56	1.51	20.26	ATOMIC
19	30	50024	EBERHARTER Stephan	1969	AUT	1:14.62	1.57	21.06	ATOMIC
20	8	421328	SVINDAL Aksel Lund	1982	NOR	1:14.65	1.60	21.46	ATOMIC
21	23	510478	KERNEN Bruno	1972	SUI	1:14.87	1.82	24.42	ROSSIGNOL
22	19	291116	FATTORI Alessandro	1973	ITA	1:15.25	2.20	29.51	FISCHER
23	33	50600	GOERGL Stephan	1978	AUT	1:15.50	2.45	32.87	ATOMIC
23	6	510001	ACCOLA Paul	1967	SUI	1:15.50	2.45	32.87	STÖCKLI
25	2	200249	STANKALLA Stefan	1975	GER	1:15.56	2.51	33.67	HEAD
26	56	532490	MACARTNEY Scott	1978	USA	1:15.86	2.81	37.70	SALOMON
27	46	292056	GUFLER Michael	1979	ITA	1:15.91	2.86	38.37	ATOMIC
28	43	40170	BEAR Aj	1977	AUS	1:16.00	2.95	39.58	ATOMIC
29	42	291641	SULZENBACHER Kurt	1976	ITA	1:16.12	3.07	41.19	ROSSIGNOL
30	40	291389	FISCHNALLER Roland	1975	ITA	1:16.13	3.08	41.32	ATOMIC
31	39	191667	RECH Freddy	1980	FRA	1:16.25	3.20	42.93	SALOMON
31	32	290255	GHDINA Kristian	1969	ITA	1:16.25	3.20	42.93	FISCHER
33	38	510344	ZUEGER Daniel	1979	SUI	1:16.30	3.25	43.60	STÖCKLI
34	31	420681	SIVERTSEN Kenneth	1973	NOR	1:16.45	3.40	45.61	ROSSIGNOL
35	48	101375	LAVOIE Vincent	1977	CAN	1:16.67	3.62	48.56	ATOMIC
36	51	191591	BERTRAND Yannick	1980	FRA	1:16.69	3.64	48.83	DYNASTAR
37	60	532188	SPENCER Dane	1977	USA	1:16.78	3.73	50.04	DYNASTAR
37	58	101790	ANDERSON David	1979	CAN	1:16.78	3.73	50.04	SALOMON
39	37	560332	JERMAN Andrej	1978	SLO	1:16.94	3.89	52.19	ROSSIGNOL
40	50	191415	BOTTOLLIER-LASQUIN Marc	1979	FRA	1:16.98	3.93	52.72	SALOMON
41	59	40171	BRANCH Craig	1977	AUS	1:17.09	4.04	54.20	ATOMIC
42	44	191008	MEILLEUR Cedric	1976	FRA	1:17.11	4.06	54.47	ROSSIGNOL
43	57	191740	CLAREY Johan	1981	FRA	1:17.56	4.51	60.50	ROSSIGNOL

**DID NOT START: 1 competitor**

53	290489	SELETTO Erik	1975	ITA	ATOMIC
----	--------	--------------	------	-----	--------

**DID NOT FINISH: 16 competitors**

3	190945	FOURNIER-BIDOZ Sebastien	1976	FRA	ROSSIGNOL
4	102271	HUDEC Jan	1981	CAN	ROSSIGNOL
10	510035	CAVEGN Franco	1971	SUI	HEAD
15	50041	WALCHHOFER Michael	1975	AUT	ATOMIC
17	50221	TRINKL Hannes	1968	AUT	HEAD
26	532431	MILLER Bode	1977	USA	ROSSIGNOL
34	510207	HARI Konrad	1978	SUI	SALOMON
35	50833	GRUGGER Johann	1981	AUT	HEAD
36	290998	STAUDACHER Patrick	1980	ITA	HEAD
41	191115	CRETIER Claude	1977	FRA	SALOMON
45	291210	GROS Giorgio	1981	ITA	ROSSIGNOL
47	560187	PEN Peter	1973	SLO	ROSSIGNOL
49	710223	BECIRBEGOVIC Enis	1976	BIH	HEAD

#385 \_\_\_\_\_





**FIS SKI WORLD CUP**  
2nd MEN'S SUPER-G  
**OFFICIAL RESULTS**



Number of Competitors: 60

Rank	Bib	FIS Code	Name	Year of Birth	Nation	Time	Diff.	Race Points	Ski
	52	560298	<b>REBERSAK Jernej</b>	1977	SLO				ATOMIC
	54	220228	<b>MICKEL Finlay</b>	1977	GBR				ATOMIC
	55	532028	<b>VONN Thomas</b>	1975	USA				FISCHER

Technical Delegate:  
**G. WILLIAMSON (CAN) #385**



**FIS SKI WORLD CUP**  
2nd MEN'S SUPER-G  
**PENALTY CALCULATION**



**Best 10 at Finish**

Rank	Bib	FIS Code	Name	Nation	FIS Points	Best 5	Race Points
1	9	420911	SOLBAKKEN Bjarne	NOR	5.62		
2	28	50423	MAIER Hermann	AUT	3.03	3.03	5.23
3	16	50360	KNAUSS Hans	AUT	5.10		
4	5	292455	FILL Peter	ITA	5.99		
5	27	510030	CUCHE Didier	SUI	3.06	3.06	9.12
6	25	420470	KJUS Lasse	NOR	4.01	4.01	9.52
7	18	50124	SCHIFFERER Andreas	AUT	4.76		
8	7	500150	JAERBYN Patrik	SWE	5.99		
9	24	50451	GRUBER Christoph	AUT	4.05	4.05	13.28
10	21	510767	HOFFMANN Ambrosi	SUI	4.58	4.58	13.55

**Best 5 FIS Points at Start**

Rank	Bib	FIS Code	Name	Nation	FIS Points
19	30	50024	EBERHARTER Stephan	AUT	0.00
14	29	350032	BUECHEL Marco	LIE	2.47
2	28	50423	MAIER Hermann	AUT	3.03
5	27	510030	CUCHE Didier	SUI	3.06
DNF	26	532431	MILLER Bode	USA	3.87

<b>TOTALS:</b>		
FIS Points of Best 5 at Start (B)	12.43	
FIS Points of Best at Finish in Top 10 (A)		18.73
Race Points of Corresponding Competitors (C)		50.70
Calculated Penalty (A+B-C) : 10 =>	-1.954	
Rounded	-1.95	
Category Adder	0.00	
Correction Value (Z)	0.00	
Calculated Penalty	-1.95	
Penalty Applied	0.00	

#385 \_\_\_\_\_



FIS SKI WORLD CUP  
2nd MEN'S SUPER-G  
PERFORMANCE ANALYSIS 1



Number of Competitors: 43

Rank	Bib	Name	Nation	Positions			Partials			Difference		Speed		
				Pos.	Time	Rank	Pos.	Time	Rank	Time	Dist(m)	Pos.	km/h	Rank
1	9	SOLBAKKEN Bjarne	NOR	Int1:	19.72	(3)	I1-I2:	20.91	(5)	0.15		Sp1:	100.23	(23)
				Int2:	40.63	(3)	I2-I3:	12.71	(8)	0.07				
				Int3:	53.34	(2)	I3-Fin:	19.71	(1)	0.11				
				Fin:	1:13.05	(1)				0.00	0.00	Avg.:	94.62	
2	28	MAIER Hermann	AUT	Int1:	20.06	(11)	I1-I2:	20.78	(1)	0.49		Sp1:	102.85	(5)
				Int2:	40.84	(4)	I2-I3:	12.39	(1)	0.28				
				Int3:	53.23	(1)	I3-Fin:	20.21	(15)	0.00				
				Fin:	1:13.44	(2)				0.39	10.20	Avg.:	94.12	
3	16	KNAUSS Hans	AUT	Int1:	19.82	(4)	I1-I2:	20.80	(2)	0.25		Sp1:	100.69	(18)
				Int2:	40.62	(2)	I2-I3:	12.74	(13)	0.06				
				Int3:	53.36	(3)	I3-Fin:	20.14	(10)	0.13				
				Fin:	1:13.50	(3)				0.45	11.76	Avg.:	94.04	
4	5	FILL Peter	ITA	Int1:	19.69	(2)	I1-I2:	20.87	(3)	0.12		Sp1:	97.29	(41)
				Int2:	40.56	(1)	I2-I3:	12.88	(20)	0.00				
				Int3:	53.44	(4)	I3-Fin:	20.14	(10)	0.21				
				Fin:	1:13.58	(4)				0.53	13.83	Avg.:	93.94	
5	27	CUCHE Didier	SUI	Int1:	20.12	(14)	I1-I2:	21.01	(8)	0.55		Sp1:	101.88	(10)
				Int2:	41.13	(9)	I2-I3:	12.71	(8)	0.57				
				Int3:	53.84	(9)	I3-Fin:	19.89	(4)	0.61				
				Fin:	1:13.73	(5)				0.68	17.71	Avg.:	93.75	
6	25	KJUS Lasse	NOR	Int1:	20.00	(9)	I1-I2:	21.02	(9)	0.43		Sp1:	102.12	(9)
				Int2:	41.02	(8)	I2-I3:	12.71	(8)	0.46				
				Int3:	53.73	(6)	I3-Fin:	20.03	(8)	0.50				
				Fin:	1:13.76	(6)				0.71	18.48	Avg.:	93.71	
7	18	SCHIFFERER Andreas	AUT	Int1:	19.85	(5)	I1-I2:	21.05	(10)	0.28		Sp1:	101.64	(11)
				Int2:	40.90	(5)	I2-I3:	12.77	(15)	0.34				
				Int3:	53.67	(5)	I3-Fin:	20.18	(13)	0.44				
				Fin:	1:13.85	(7)				0.80	20.80	Avg.:	93.60	
8	7	JAERBYN Patrik	SWE	Int1:	20.23	(21)	I1-I2:	21.22	(15)	0.66		Sp1:	100.23	(23)
				Int2:	41.45	(16)	I2-I3:	12.63	(5)	0.89				
				Int3:	54.08	(13)	I3-Fin:	19.87	(3)	0.85				
				Fin:	1:13.95	(8)				0.90	23.37	Avg.:	93.47	
9	24	GRUBER Christoph	AUT	Int1:	20.07	(12)	I1-I2:	20.89	(4)	0.50		Sp1:	103.59	(2)
				Int2:	40.96	(6)	I2-I3:	12.88	(20)	0.40				
				Int3:	53.84	(9)	I3-Fin:	20.20	(14)	0.61				
				Fin:	1:14.04	(9)				0.99	25.67	Avg.:	93.35	
10	21	HOFFMANN Ambrosi	SUI	Int1:	20.22	(20)	I1-I2:	21.00	(7)	0.65		Sp1:	102.61	(7)
				Int2:	41.22	(12)	I2-I3:	12.69	(6)	0.66				
				Int3:	53.91	(11)	I3-Fin:	20.15	(12)	0.68				
				Fin:	1:14.06	(10)				1.01	26.18	Avg.:	93.33	



**FIS SKI WORLD CUP**  
2nd MEN'S SUPER-G  
**PERFORMANCE ANALYSIS 1**



Number of Competitors: 43

Rank	Bib	Name	Nation	Positions			Partials			Difference		Speed		
				Pos.	Time	Rank	Pos.	Time	Rank	Time	Dist(m)	Pos.	km/h	Rank
11	14	RAICH Benjamin	AUT	Int1:	20.18	(16)	I1-I2:	21.17	(13)	0.61		Sp1:	103.10	(4)
				Int2:	41.35	(15)	I2-I3:	12.85	(17)	0.79				
				Int3:	54.20	(14)	I3-Fin:	19.96	(7)	0.97				
				Fin:	1:14.16	(11)				1.11	28.74	Avg.:	93.20	
12	13	RAHLVES Daron	USA	Int1:	19.89	(7)	I1-I2:	21.57	(25)	0.32		Sp1:	98.40	(37)
				Int2:	41.46	(17)	I2-I3:	12.86	(19)	0.90				
				Int3:	54.32	(16)	I3-Fin:	19.85	(2)	1.09				
				Fin:	1:14.17	(12)				1.12	28.99	Avg.:	93.19	
13	1	FIALA Jakub	USA	Int1:	19.57	(1)	I1-I2:	21.44	(20)	0.00		Sp1:	97.73	(40)
				Int2:	41.01	(7)	I2-I3:	13.31	(39)	0.45				
				Int3:	54.32	(16)	I3-Fin:	19.91	(5)	1.09				
				Fin:	1:14.23	(13)				1.18	30.52	Avg.:	93.12	
14	29	BUECHEL Marco	LIE	Int1:	20.09	(13)	I1-I2:	21.07	(11)	0.52		Sp1:	100.69	(18)
				Int2:	41.16	(10)	I2-I3:	12.62	(4)	0.60				
				Int3:	53.78	(8)	I3-Fin:	20.52	(22)	0.55				
				Fin:	1:14.30	(14)				1.25	32.30	Avg.:	93.03	
15	20	STROBL Josef	AUT	Int1:	20.19	(17)	I1-I2:	20.98	(6)	0.62		Sp1:	100.00	(25)
				Int2:	41.17	(11)	I2-I3:	12.58	(3)	0.61				
				Int3:	53.75	(7)	I3-Fin:	20.58	(26)	0.52				
				Fin:	1:14.33	(15)				1.28	33.06	Avg.:	92.99	
15	11	GRUENENFELDER Tobias	SUI	Int1:	20.12	(14)	I1-I2:	21.35	(17)	0.55		Sp1:	101.17	(12)
				Int2:	41.47	(18)	I2-I3:	12.92	(24)	0.91				
				Int3:	54.39	(19)	I3-Fin:	19.94	(6)	1.16				
				Fin:	1:14.33	(15)				1.28	33.06	Avg.:	92.99	
17	12	GUAY Erik	CAN	Int1:	20.63	(27)	I1-I2:	21.09	(12)	1.06		Sp1:	102.85	(5)
				Int2:	41.72	(21)	I2-I3:	12.73	(12)	1.16				
				Int3:	54.45	(21)	I3-Fin:	20.03	(8)	1.22				
				Fin:	1:14.48	(17)				1.43	36.86	Avg.:	92.80	
18	22	DEFAGO Didier	SUI	Int1:	20.25	(22)	I1-I2:	21.47	(23)	0.68		Sp1:	101.17	(12)
				Int2:	41.72	(21)	I2-I3:	12.51	(2)	1.16				
				Int3:	54.23	(15)	I3-Fin:	20.33	(18)	1.00				
				Fin:	1:14.56	(18)				1.51	38.88	Avg.:	92.70	
19	30	EBERHARTER Stephan	AUT	Int1:	19.97	(8)	I1-I2:	21.68	(29)	0.40		Sp1:	101.17	(12)
				Int2:	41.65	(20)	I2-I3:	12.71	(8)	1.09				
				Int3:	54.36	(18)	I3-Fin:	20.26	(17)	1.13				
				Fin:	1:14.62	(19)				1.57	40.40	Avg.:	92.63	
20	8	SVINDAL Aksel Lund	NOR	Int1:	20.02	(10)	I1-I2:	21.29	(16)	0.45		Sp1:	105.10	(1)
				Int2:	41.31	(14)	I2-I3:	12.74	(13)	0.75				
				Int3:	54.05	(12)	I3-Fin:	20.60	(28)	0.82				
				Fin:	1:14.65	(20)				1.60	41.15	Avg.:	92.59	
21	23	KERNEN Bruno	SUI	Int1:	20.34	(24)	I1-I2:	21.21	(14)	0.77		Sp1:	100.00	(25)
				Int2:	41.55	(19)	I2-I3:	13.11	(33)	0.99				
				Int3:	54.66	(22)	I3-Fin:	20.21	(15)	1.43				
				Fin:	1:14.87	(21)				1.82	46.67	Avg.:	92.32	
22	19	FATTORI Alessandro	ITA	Int1:	20.25	(22)	I1-I2:	21.49	(24)	0.68		Sp1:	100.93	(17)
				Int2:	41.74	(23)	I2-I3:	12.70	(7)	1.18				
				Int3:	54.44	(20)	I3-Fin:	20.81	(39)	1.21				
				Fin:	1:15.25	(22)				2.20	56.13	Avg.:	91.85	
23	33	GOERGL Stephan	AUT	Int1:	20.20	(18)	I1-I2:	21.75	(31)	0.63		Sp1:	100.46	(21)
				Int2:	41.95	(25)	I2-I3:	12.83	(16)	1.39				
				Int3:	54.78	(24)	I3-Fin:	20.72	(35)	1.55				
				Fin:	1:15.50	(23)				2.45	62.30	Avg.:	91.55	



**FIS SKI WORLD CUP**  
2nd MEN'S SUPER-G  
**PERFORMANCE ANALYSIS 1**



Number of Competitors: 43

Rank	Bib	Name	Nation	Positions			Partials			Difference		Speed		
				Pos.	Time	Rank	Pos.	Time	Rank	Time	Dist(m)	Pos.	km/h	Rank
23	6	ACCOLA Paul	SUI	Int1: 20.21 (19)			I1-I2: 21.69 (30)			0.64		Sp1: 98.40 (37)		
				Int2: 41.90 (24)			I2-I3: 12.93 (25)			1.34				
				Int3: 54.83 (25)			I3-Fin: 20.67 (32)			1.60				
				Fin: 1:15.50 (23)						2.45	62.30	Avg.: 91.55		
25	2	STANKALLA Stefan	GER	Int1: 19.88 (6)			I1-I2: 21.38 (18)			0.31		Sp1: 94.94 (43)		
				Int2: 41.26 (13)			I2-I3: 13.41 (42)			0.70				
				Int3: 54.67 (23)			I3-Fin: 20.89 (40)			1.44				
				Fin: 1:15.56 (25)						2.51	63.78	Avg.: 91.48		
26	56	MACARTNEY Scott	USA	Int1: 20.97 (35)			I1-I2: 21.57 (25)			1.40		Sp1: 103.34 (3)		
				Int2: 42.54 (32)			I2-I3: 12.98 (29)			1.98				
				Int3: 55.52 (28)			I3-Fin: 20.34 (19)			2.29				
				Fin: 1:15.86 (26)						2.81	71.12	Avg.: 91.12		
27	46	GUFLER Michael	ITA	Int1: 20.53 (25)			I1-I2: 21.45 (21)			0.96		Sp1: 99.76 (28)		
				Int2: 41.98 (26)			I2-I3: 13.42 (43)			1.42				
				Int3: 55.40 (26)			I3-Fin: 20.51 (21)			2.17				
				Fin: 1:15.91 (27)						2.86	72.34	Avg.: 91.06		
28	43	BEAR Aj	AUS	Int1: 21.07 (38)			I1-I2: 21.46 (22)			1.50		Sp1: 98.85 (33)		
				Int2: 42.53 (30)			I2-I3: 12.90 (22)			1.97				
				Int3: 55.43 (27)			I3-Fin: 20.57 (24)			2.20				
				Fin: 1:16.00 (28)						2.95	74.53	Avg.: 90.95		
29	42	SULZENBACHER Kurt	ITA	Int1: 21.05 (37)			I1-I2: 21.57 (25)			1.48		Sp1: 99.08 (31)		
				Int2: 42.62 (33)			I2-I3: 12.97 (28)			2.06				
				Int3: 55.59 (32)			I3-Fin: 20.53 (23)			2.36				
				Fin: 1:16.12 (29)						3.07	77.44	Avg.: 90.80		
30	40	FISCHNALLER Roland	ITA	Int1: 20.61 (26)			I1-I2: 21.80 (32)			1.04		Sp1: 97.29 (41)		
				Int2: 42.41 (28)			I2-I3: 13.11 (33)			1.85				
				Int3: 55.52 (28)			I3-Fin: 20.61 (29)			2.29				
				Fin: 1:16.13 (30)						3.08	77.68	Avg.: 90.79		
31	39	RECH Freddy	FRA	Int1: 20.65 (28)			I1-I2: 21.88 (35)			1.08		Sp1: 100.69 (18)		
				Int2: 42.53 (30)			I2-I3: 13.05 (32)			1.97				
				Int3: 55.58 (31)			I3-Fin: 20.67 (32)			2.35				
				Fin: 1:16.25 (31)						3.20	80.58	Avg.: 90.65		
31	32	GHEDINA Kristian	ITA	Int1: 20.85 (31)			I1-I2: 21.91 (36)			1.28		Sp1: 100.46 (21)		
				Int2: 42.76 (35)			I2-I3: 12.90 (22)			2.20				
				Int3: 55.66 (33)			I3-Fin: 20.59 (27)			2.43				
				Fin: 1:16.25 (31)						3.20	80.58	Avg.: 90.65		
33	38	ZUEGER Daniel	SUI	Int1: 20.93 (33)			I1-I2: 21.42 (19)			1.36		Sp1: 101.17 (12)		
				Int2: 42.35 (27)			I2-I3: 13.19 (36)			1.79				
				Int3: 55.54 (30)			I3-Fin: 20.76 (36)			2.31				
				Fin: 1:16.30 (33)						3.25	81.78	Avg.: 90.59		
34	31	SIVERTSEN Kenneth	NOR	Int1: 20.81 (30)			I1-I2: 21.60 (28)			1.24		Sp1: 98.85 (33)		
				Int2: 42.41 (28)			I2-I3: 13.26 (38)			1.85				
				Int3: 55.67 (34)			I3-Fin: 20.78 (37)			2.44				
				Fin: 1:16.45 (34)						3.40	85.39	Avg.: 90.41		
35	48	LAVOIE Vincent	CAN	Int1: 21.24 (40)			I1-I2: 22.14 (43)			1.67		Sp1: 99.53 (29)		
				Int2: 43.38 (42)			I2-I3: 12.85 (17)			2.82				
				Int3: 56.23 (41)			I3-Fin: 20.44 (20)			3.00				
				Fin: 1:16.67 (35)						3.62	90.65	Avg.: 90.15		
36	51	BERTRAND Yannick	FRA	Int1: 21.00 (36)			I1-I2: 21.92 (37)			1.43		Sp1: 99.08 (31)		
				Int2: 42.92 (38)			I2-I3: 13.14 (35)			2.36				
				Int3: 56.06 (37)			I3-Fin: 20.63 (30)			2.83				
				Fin: 1:16.69 (36)						3.64	91.13	Avg.: 90.13		



**FIS SKI WORLD CUP**  
2nd MEN'S SUPER-G  
**PERFORMANCE ANALYSIS 1**



Number of Competitors: 43

Rank	Bib	Name	Nation	Positions			Partials			Difference		Speed		
				Pos.	Time	Rank	Pos.	Time	Rank	Time	Dist(m)	Pos.	km/h	Rank
37	60	SPENCER Dane	USA	Int1:	21.30	(41)	I1-I2:	21.95	(39)	1.73		Sp1:	101.17	(12)
				Int2:	43.25	(41)	I2-I3:	12.96	(27)	2.69				
				Int3:	56.21	(40)	I3-Fin:	20.57	(24)	2.98				
				Fin:	1:16.78	(37)				3.73	93.27	Avg.:	90.02	
37	58	ANDERSON David	CAN	Int1:	20.93	(33)	I1-I2:	21.83	(33)	1.36		Sp1:	98.85	(33)
				Int2:	42.76	(35)	I2-I3:	13.35	(41)	2.20				
				Int3:	56.11	(38)	I3-Fin:	20.67	(32)	2.88				
				Fin:	1:16.78	(37)				3.73	93.27	Avg.:	90.02	
39	37	JERMAN Andrej	SLO	Int1:	20.70	(29)	I1-I2:	22.03	(42)	1.13		Sp1:	97.95	(39)
				Int2:	42.73	(34)	I2-I3:	13.32	(40)	2.17				
				Int3:	56.05	(36)	I3-Fin:	20.89	(40)	2.82				
				Fin:	1:16.94	(39)				3.89	97.07	Avg.:	89.84	
40	50	BOTTOLLIER-LASQUIN Marc	FRA	Int1:	21.17	(39)	I1-I2:	21.99	(40)	1.60		Sp1:	98.63	(36)
				Int2:	43.16	(39)	I2-I3:	13.03	(31)	2.60				
				Int3:	56.19	(39)	I3-Fin:	20.79	(38)	2.96				
				Fin:	1:16.98	(40)				3.93	98.02	Avg.:	89.79	
41	59	BRANCH Craig	AUS	Int1:	21.43	(43)	I1-I2:	21.99	(40)	1.86		Sp1:	102.36	(8)
				Int2:	43.42	(43)	I2-I3:	13.01	(30)	2.86				
				Int3:	56.43	(42)	I3-Fin:	20.66	(31)	3.20				
				Fin:	1:17.09	(41)				4.04	100.62	Avg.:	89.66	
42	44	MEILLEUR Cedric	FRA	Int1:	20.87	(32)	I1-I2:	21.94	(38)	1.30		Sp1:	100.00	(25)
				Int2:	42.81	(37)	I2-I3:	12.94	(26)	2.25				
				Int3:	55.75	(35)	I3-Fin:	21.36	(43)	2.52				
				Fin:	1:17.11	(42)				4.06	101.09	Avg.:	89.64	
43	57	CLAREY Johan	FRA	Int1:	21.39	(42)	I1-I2:	21.83	(33)	1.82		Sp1:	99.53	(29)
				Int2:	43.22	(40)	I2-I3:	13.23	(37)	2.66				
				Int3:	56.45	(43)	I3-Fin:	21.11	(42)	3.22				
				Fin:	1:17.56	(43)				4.51	111.65	Avg.:	89.12	

**LEGEND**

**Pos** Intermediate or Speed Position    **Dist(m)** Distance behind the first    **Int2:** Intermediate 2    **Sp1:** Speed Trap 1  
**Avg.** Average Speed for the race    **Int1:** Intermediate 1    **Int3:** Intermediate 3    **Fin:** Finish



FIS SKI WORLD CUP  
2nd MEN'S SUPER-G  
PERFORMANCE ANALYSIS 2



Number of Competitors: 60

Bib	Name	Nation	Positions			Partials			Difference		Speed		
			Pos.	Time	Rank	Pos.	Time	Rank	Time	Dist(m)	Pos.	km/h	Rank
1	FIALA Jakob	USA	Int1: 19.57 (1) Int2: 41.01 (7) Int3: 54.32 (17) Fin: 1:14.23 (13)	I1-I2: 21.44 (21) I2-I3: 13.31 (42) I3-Fin: 19.91 (5)	0.00 0.45 1.09 1.18	30.52	Sp1: 97.73 (43) Avg.: 93.12						
2	STANKALLA Stefan	GER	Int1: 19.88 (8) Int2: 41.26 (13) Int3: 54.67 (24) Fin: 1:15.56 (25)	I1-I2: 21.38 (19) I2-I3: 13.41 (45) I3-Fin: 20.89 (40)	0.31 0.70 1.44 2.51	63.78	Sp1: 94.94 (46) Avg.: 91.48						
3	FOURNIER-BIDOZ Sebastien	FRA	Int1: 20.25 (25) Int2: Int3: Fin: DNF	I1-I2: I2-I3: I3-Fin:	0.68		Sp1: Avg.:						
4	HUDEEC Jan	CAN	Int1: 19.75 (5) Int2: Int3: Fin: DNF	I1-I2: I2-I3: I3-Fin:	0.18		Sp1: Avg.:						
5	FILL Peter	ITA	Int1: 19.69 (3) Int2: 40.56 (1) Int3: 53.44 (4) Fin: 1:13.58 (4)	I1-I2: 20.87 (3) I2-I3: 12.88 (23) I3-Fin: 20.14 (10)	0.12 0.00 0.21 0.53	13.83	Sp1: 97.29 (44) Avg.: 93.94						
6	ACCOLA Paul	SUI	Int1: 20.21 (22) Int2: 41.90 (25) Int3: 54.83 (26) Fin: 1:15.50 (23)	I1-I2: 21.69 (33) I2-I3: 12.93 (28) I3-Fin: 20.67 (32)	0.64 1.34 1.60 2.45	62.30	Sp1: 98.40 (40) Avg.: 91.55						
7	JAERBYN Patrik	SWE	Int1: 20.23 (24) Int2: 41.45 (16) Int3: 54.08 (14) Fin: 1:13.95 (8)	I1-I2: 21.22 (16) I2-I3: 12.63 (6) I3-Fin: 19.87 (3)	0.66 0.89 0.85 0.90	23.37	Sp1: 100.23 (26) Avg.: 93.47						
8	SVINDAL Aksel Lund	NOR	Int1: 20.02 (12) Int2: 41.31 (14) Int3: 54.05 (12) Fin: 1:14.65 (20)	I1-I2: 21.29 (17) I2-I3: 12.74 (14) I3-Fin: 20.60 (28)	0.45 0.75 0.82 1.60	41.15	Sp1: 105.10 (1) Avg.: 92.59						
9	SOLBAKKEN Bjarne	NOR	Int1: 19.72 (4) Int2: 40.63 (3) Int3: 53.34 (2) Fin: 1:13.05 (1)	I1-I2: 20.91 (5) I2-I3: 12.71 (9) I3-Fin: 19.71 (1)	0.15 0.07 0.11 0.00	0.00	Sp1: 100.23 (26) Avg.: 94.62						
10	CAVEGN Franco	SUI	Int1: 20.85 (44) Int2: 42.29 (29) Int3: 55.06 (28) Fin: DNF	I1-I2: 21.44 (21) I2-I3: 12.77 (17) I3-Fin:	1.28 1.73 1.83		Sp1: 101.40 (13) Avg.:						



FIS SKI WORLD CUP  
2nd MEN'S SUPER-G  
PERFORMANCE ANALYSIS 2



Number of Competitors: 60

Bib	Name	Nation	Positions			Partials			Difference		Speed		
			Pos.	Time	Rank	Pos.	Time	Rank	Time	Dist(m)	Pos.	km/h	Rank
11	GRUENENFELDER Tobias	SUI	Int1: 20.12 (16) Int2: 41.47 (18) Int3: 54.39 (20) Fin: 1:14.33 (15)	I1-I2: 21.35 (18) I2-I3: 12.92 (27) I3-Fin: 19.94 (6)	0.55 0.91 1.16 1.28	33.06	Sp1: 101.17 (14) Avg.: 92.99						
12	GUAY Erik	CAN	Int1: 20.63 (37) Int2: 41.72 (22) Int3: 54.45 (22) Fin: 1:14.48 (17)	I1-I2: 21.09 (12) I2-I3: 12.73 (13) I3-Fin: 20.03 (8)	1.06 1.16 1.22 1.43	36.86	Sp1: 102.85 (5) Avg.: 92.80						
13	RAHLVES Daron	USA	Int1: 19.89 (9) Int2: 41.46 (17) Int3: 54.32 (17) Fin: 1:14.17 (12)	I1-I2: 21.57 (27) I2-I3: 12.86 (22) I3-Fin: 19.85 (2)	0.32 0.90 1.09 1.12	28.99	Sp1: 98.40 (40) Avg.: 93.19						
14	RAICH Benjamin	AUT	Int1: 20.18 (18) Int2: 41.35 (15) Int3: 54.20 (15) Fin: 1:14.16 (11)	I1-I2: 21.17 (13) I2-I3: 12.85 (20) I3-Fin: 19.96 (7)	0.61 0.79 0.97 1.11	28.74	Sp1: 103.10 (4) Avg.: 93.20						
15	WALCHHOFER Michael	AUT	Int1: 20.28 (28) Int2: 41.47 (18) Int3: 54.06 (13) Fin: DNF	I1-I2: 21.19 (14) I2-I3: 12.59 (4) I3-Fin:	0.71 0.91 0.83		Sp1: 100.69 (20) Avg.:						
16	KNAUSS Hans	AUT	Int1: 19.82 (6) Int2: 40.62 (2) Int3: 53.36 (3) Fin: 1:13.50 (3)	I1-I2: 20.80 (2) I2-I3: 12.74 (14) I3-Fin: 20.14 (10)	0.25 0.06 0.13 0.45	11.76	Sp1: 100.69 (20) Avg.: 94.04						
17	TRINKL Hannes	AUT	Int1: 19.68 (2) Int2: Int3: Fin: DNF	I1-I2: I2-I3: I3-Fin:	0.11		Sp1: Avg.:						
18	SCHIFFERER Andreas	AUT	Int1: 19.85 (7) Int2: 40.90 (5) Int3: 53.67 (5) Fin: 1:13.85 (7)	I1-I2: 21.05 (10) I2-I3: 12.77 (17) I3-Fin: 20.18 (13)	0.28 0.34 0.44 0.80	20.80	Sp1: 101.64 (12) Avg.: 93.60						
19	FATTORI Alessandro	ITA	Int1: 20.25 (25) Int2: 41.74 (24) Int3: 54.44 (21) Fin: 1:15.25 (22)	I1-I2: 21.49 (26) I2-I3: 12.70 (8) I3-Fin: 20.81 (39)	0.68 1.18 1.21 2.20	56.13	Sp1: 100.93 (19) Avg.: 91.85						
20	STROBL Josef	AUT	Int1: 20.19 (20) Int2: 41.17 (11) Int3: 53.75 (7) Fin: 1:14.33 (15)	I1-I2: 20.98 (6) I2-I3: 12.58 (3) I3-Fin: 20.58 (26)	0.62 0.61 0.52 1.28	33.06	Sp1: 100.00 (28) Avg.: 92.99						
21	HOFFMANN Ambrosi	SUI	Int1: 20.22 (23) Int2: 41.22 (12) Int3: 53.91 (11) Fin: 1:14.06 (10)	I1-I2: 21.00 (7) I2-I3: 12.69 (7) I3-Fin: 20.15 (12)	0.65 0.66 0.68 1.01	26.18	Sp1: 102.61 (7) Avg.: 93.33						
22	DEFAGO Didier	SUI	Int1: 20.25 (25) Int2: 41.72 (22) Int3: 54.23 (16) Fin: 1:14.56 (18)	I1-I2: 21.47 (25) I2-I3: 12.51 (2) I3-Fin: 20.33 (18)	0.68 1.16 1.00 1.51	38.88	Sp1: 101.17 (14) Avg.: 92.70						
23	KERNEN Bruno	SUI	Int1: 20.34 (31) Int2: 41.55 (20) Int3: 54.66 (23) Fin: 1:14.87 (21)	I1-I2: 21.21 (15) I2-I3: 13.11 (36) I3-Fin: 20.21 (15)	0.77 0.99 1.43 1.82	46.67	Sp1: 100.00 (28) Avg.: 92.32						





**FIS SKI WORLD CUP**  
2nd MEN'S SUPER-G  
**PERFORMANCE ANALYSIS 2**



Number of Competitors: 60

Bib	Name	Nation	Positions			Partials			Difference		Speed		
			Pos.	Time	Rank	Pos.	Time	Rank	Time	Dist(m)	Pos.	km/h	Rank
24	GRUBER Christoph	AUT	Int1: 20.07 (14) Int2: 40.96 (6) Int3: 53.84 (9) Fin: 1:14.04 (9)	I1-I2: 20.89 (4) I2-I3: 12.88 (23) I3-Fin: 20.20 (14)	0.50 0.40 0.61 0.99	25.67	Sp1: 103.59 (2)  Avg.: 93.35						
25	KJUS Lasse	NOR	Int1: 20.00 (11) Int2: 41.02 (8) Int3: 53.73 (6) Fin: 1:13.76 (6)	I1-I2: 21.02 (9) I2-I3: 12.71 (9) I3-Fin: 20.03 (8)	0.43 0.46 0.50 0.71	18.48	Sp1: 102.12 (10)  Avg.: 93.71						
26	MILLER Bode	USA	Int1: 20.30 (29) Int2: Int3: Fin: DNF	I1-I2: I2-I3: I3-Fin:	0.73		Sp1:  Avg.:						
27	CUCHE Didier	SUI	Int1: 20.12 (16) Int2: 41.13 (9) Int3: 53.84 (9) Fin: 1:13.73 (5)	I1-I2: 21.01 (8) I2-I3: 12.71 (9) I3-Fin: 19.89 (4)	0.55 0.57 0.61 0.68	17.71	Sp1: 101.88 (11)  Avg.: 93.75						
28	MAIER Hermann	AUT	Int1: 20.06 (13) Int2: 40.84 (4) Int3: 53.23 (1) Fin: 1:13.44 (2)	I1-I2: 20.78 (1) I2-I3: 12.39 (1) I3-Fin: 20.21 (15)	0.49 0.28 0.00 0.39	10.20	Sp1: 102.85 (5)  Avg.: 94.12						
29	BUECHEL Marco	LIE	Int1: 20.09 (15) Int2: 41.16 (10) Int3: 53.78 (8) Fin: 1:14.30 (14)	I1-I2: 21.07 (11) I2-I3: 12.62 (5) I3-Fin: 20.52 (22)	0.52 0.60 0.55 1.25	32.30	Sp1: 100.69 (20)  Avg.: 93.03						
30	EBERHARTER Stephan	AUT	Int1: 19.97 (10) Int2: 41.65 (21) Int3: 54.36 (19) Fin: 1:14.62 (19)	I1-I2: 21.68 (32) I2-I3: 12.71 (9) I3-Fin: 20.26 (17)	0.40 1.09 1.13 1.57	40.40	Sp1: 101.17 (14)  Avg.: 92.63						
31	SIVERTSEN Kenneth	NOR	Int1: 20.81 (43) Int2: 42.41 (31) Int3: 55.67 (37) Fin: 1:16.45 (34)	I1-I2: 21.60 (30) I2-I3: 13.26 (41) I3-Fin: 20.78 (37)	1.24 1.85 2.44 3.40	85.39	Sp1: 98.85 (36)  Avg.: 90.41						
32	GHEDINA Kristian	ITA	Int1: 20.85 (44) Int2: 42.76 (38) Int3: 55.66 (36) Fin: 1:16.25 (31)	I1-I2: 21.91 (39) I2-I3: 12.90 (25) I3-Fin: 20.59 (27)	1.28 2.20 2.43 3.20	80.58	Sp1: 100.46 (24)  Avg.: 90.65						
33	GOERGL Stephan	AUT	Int1: 20.20 (21) Int2: 41.95 (26) Int3: 54.78 (25) Fin: 1:15.50 (23)	I1-I2: 21.75 (34) I2-I3: 12.83 (19) I3-Fin: 20.72 (35)	0.63 1.39 1.55 2.45	62.30	Sp1: 100.46 (24)  Avg.: 91.55						
34	HARI Konrad	SUI	Int1: 20.98 (50) Int2: Int3: Fin: DNF	I1-I2: I2-I3: I3-Fin:	1.41		Sp1:  Avg.:						
35	GRUGGER Johann	AUT	Int1: 20.45 (33) Int2: Int3: Fin: DNF	I1-I2: I2-I3: I3-Fin:	0.88		Sp1:  Avg.:						
36	STAUDACHER Patrick	ITA	Int1: 20.41 (32) Int2: Int3: Fin: DNF	I1-I2: I2-I3: I3-Fin:	0.84		Sp1:  Avg.:						



**FIS SKI WORLD CUP**  
2nd MEN'S SUPER-G  
**PERFORMANCE ANALYSIS 2**



Number of Competitors: 60

Bib	Name	Nation	Positions			Partials			Difference		Speed		
			Pos.	Time	Rank	Pos.	Time	Rank	Time	Dist(m)	Pos.	km/h	Rank
37	JERMAN Andrej	SLO	Int1: 20.70 (40) Int2: 42.73 (37) Int3: 56.05 (39) Fin: 1:16.94 (39)	I1-I2: 22.03 (45) I2-I3: 13.32 (43) I3-Fin: 20.89 (40)	1.13 2.17 2.82 3.89	97.07	Sp1: 97.95 (42) Avg.: 89.84						
38	ZUEGER Daniel	SUI	Int1: 20.93 (47) Int2: 42.35 (30) Int3: 55.54 (33) Fin: 1:16.30 (33)	I1-I2: 21.42 (20) I2-I3: 13.19 (39) I3-Fin: 20.76 (36)	1.36 1.79 2.31 3.25	81.78	Sp1: 101.17 (14) Avg.: 90.59						
39	RECH Freddy	FRA	Int1: 20.65 (39) Int2: 42.53 (33) Int3: 55.58 (34) Fin: 1:16.25 (31)	I1-I2: 21.88 (38) I2-I3: 13.05 (35) I3-Fin: 20.67 (32)	1.08 1.97 2.35 3.20	80.58	Sp1: 100.69 (20) Avg.: 90.65						
40	FISCHNALLER Roland	ITA	Int1: 20.61 (36) Int2: 42.41 (31) Int3: 55.52 (31) Fin: 1:16.13 (30)	I1-I2: 21.80 (35) I2-I3: 13.11 (36) I3-Fin: 20.61 (29)	1.04 1.85 2.29 3.08	77.68	Sp1: 97.29 (44) Avg.: 90.79						
41	CRETIER Claude	FRA	Int1: 20.58 (35) Int2: 42.21 (28) Int3: 54.96 (27) Fin: DNF	I1-I2: 21.63 (31) I2-I3: 12.75 (16) I3-Fin:	1.01 1.65 1.73		Sp1: 102.36 (8) Avg.:						
42	SULZENBACHER Kurt	ITA	Int1: 21.05 (53) Int2: 42.62 (36) Int3: 55.59 (35) Fin: 1:16.12 (29)	I1-I2: 21.57 (27) I2-I3: 12.97 (31) I3-Fin: 20.53 (23)	1.48 2.06 2.36 3.07	77.44	Sp1: 99.08 (34) Avg.: 90.80						
43	BEAR Aj	AUS	Int1: 21.07 (54) Int2: 42.53 (33) Int3: 55.43 (30) Fin: 1:16.00 (28)	I1-I2: 21.46 (24) I2-I3: 12.90 (25) I3-Fin: 20.57 (24)	1.50 1.97 2.20 2.95	74.53	Sp1: 98.85 (36) Avg.: 90.95						
44	MEILLEUR Cedric	FRA	Int1: 20.87 (46) Int2: 42.81 (40) Int3: 55.75 (38) Fin: 1:17.11 (42)	I1-I2: 21.94 (41) I2-I3: 12.94 (29) I3-Fin: 21.36 (43)	1.30 2.25 2.52 4.06	101.09	Sp1: 100.00 (28) Avg.: 89.64						
45	GROS Giorgio	ITA	Int1: 20.71 (41) Int2: Int3: Fin: DNF	I1-I2: I2-I3: I3-Fin:	1.14		Sp1: Avg.:						
46	GUFLER Michael	ITA	Int1: 20.53 (34) Int2: 41.98 (27) Int3: 55.40 (29) Fin: 1:15.91 (27)	I1-I2: 21.45 (23) I2-I3: 13.42 (46) I3-Fin: 20.51 (21)	0.96 1.42 2.17 2.86	72.34	Sp1: 99.76 (31) Avg.: 91.06						
47	PEN Peter	SLO	Int1: 20.18 (18) Int2: Int3: Fin: DNF	I1-I2: I2-I3: I3-Fin:	0.61		Sp1: Avg.:						
48	LAVOIE Vincent	CAN	Int1: 21.24 (56) Int2: 43.38 (45) Int3: 56.23 (44) Fin: 1:16.67 (35)	I1-I2: 22.14 (46) I2-I3: 12.85 (20) I3-Fin: 20.44 (20)	1.67 2.82 3.00 3.62	90.65	Sp1: 99.53 (32) Avg.: 90.15						
49	BE CIRBEGOVIC Enis	BIH	Int1: 21.02 (52) Int2: Int3: Fin: DNF	I1-I2: I2-I3: I3-Fin:	1.45		Sp1: Avg.:						



**FIS SKI WORLD CUP**  
2nd MEN'S SUPER-G  
**PERFORMANCE ANALYSIS 2**




Number of Competitors: 60

Bib	Name	Nation	Positions			Partials			Difference		Speed		
			Pos.	Time	Rank	Pos.	Time	Rank	Time	Dist(m)	Pos.	km/h	Rank
50	BOTTOLLIER-LASQUIN Marc	FRA	Int1:	21.17	(55)	I1-I2:	21.99	(43)	1.60		Sp1:	98.63	(39)
			Int2:	43.16	(42)	I2-I3:	13.03	(34)	2.60				
			Int3:	56.19	(42)	I3-Fin:	20.79	(38)	2.96				
			Fin:	1:16.98	(40)				3.93	98.02	Avg.:	89.79	
51	BERTRAND Yannick	FRA	Int1:	21.00	(51)	I1-I2:	21.92	(40)	1.43		Sp1:	99.08	(34)
			Int2:	42.92	(41)	I2-I3:	13.14	(38)	2.36				
			Int3:	56.06	(40)	I3-Fin:	20.63	(30)	2.83				
			Fin:	1:16.69	(36)				3.64	91.13	Avg.:	90.13	
52	REBERSAK Jernej	SLO	Int1:	20.30	(29)	I1-I2:			0.73		Sp1:		
			Int2:			I2-I3:							
			Int3:			I3-Fin:							
			Fin:	DNF							Avg.:		
53	SELETTO Erik	ITA	Int1:			I1-I2:					Sp1:		
			Int2:			I2-I3:							
			Int3:			I3-Fin:							
			Fin:	DNS							Avg.:		
54	MICKEL Finlay	GBR	Int1:	20.63	(37)	I1-I2:			1.06		Sp1:		
			Int2:			I2-I3:							
			Int3:			I3-Fin:							
			Fin:	DNF							Avg.:		
55	VONN Thomas	USA	Int1:	20.80	(42)	I1-I2:			1.23		Sp1:		
			Int2:			I2-I3:							
			Int3:			I3-Fin:							
			Fin:	DNF							Avg.:		
56	MACARTNEY Scott	USA	Int1:	20.97	(49)	I1-I2:	21.57	(27)	1.40		Sp1:	103.34	(3)
			Int2:	42.54	(35)	I2-I3:	12.98	(32)	1.98				
			Int3:	55.52	(31)	I3-Fin:	20.34	(19)	2.29				
			Fin:	1:15.86	(26)				2.81	71.12	Avg.:	91.12	
57	CLAREY Johan	FRA	Int1:	21.39	(58)	I1-I2:	21.83	(36)	1.82		Sp1:	99.53	(32)
			Int2:	43.22	(43)	I2-I3:	13.23	(40)	2.66				
			Int3:	56.45	(46)	I3-Fin:	21.11	(42)	3.22				
			Fin:	1:17.56	(43)				4.51	111.65	Avg.:	89.12	
58	ANDERSON David	CAN	Int1:	20.93	(47)	I1-I2:	21.83	(36)	1.36		Sp1:	98.85	(36)
			Int2:	42.76	(38)	I2-I3:	13.35	(44)	2.20				
			Int3:	56.11	(41)	I3-Fin:	20.67	(32)	2.88				
			Fin:	1:16.78	(37)				3.73	93.27	Avg.:	90.02	
59	BRANCH Craig	AUS	Int1:	21.43	(59)	I1-I2:	21.99	(43)	1.86		Sp1:	102.36	(8)
			Int2:	43.42	(46)	I2-I3:	13.01	(33)	2.86				
			Int3:	56.43	(45)	I3-Fin:	20.66	(31)	3.20				
			Fin:	1:17.09	(41)				4.04	100.62	Avg.:	89.66	
60	SPENCER Dane	USA	Int1:	21.30	(57)	I1-I2:	21.95	(42)	1.73		Sp1:	101.17	(14)
			Int2:	43.25	(44)	I2-I3:	12.96	(30)	2.69				
			Int3:	56.21	(43)	I3-Fin:	20.57	(24)	2.98				
			Fin:	1:16.78	(37)				3.73	93.27	Avg.:	90.02	

**LEGEND**

<b>Pos</b>	Intermediate or Speed Position	<b>Int1:</b>	Intermediate 1	<b>DNF</b>	Did Not Finish	<b>DNS</b>	Did Not Start
<b>Avg.</b>	Average Speed for the race	<b>Int2:</b>	Intermediate 2	<b>Sp1:</b>	Speed Trap 1	<b>Fin:</b>	Finish
<b>Dist(m)</b>	Distance behind the first	<b>Int3:</b>	Intermediate 3				



# FIS SKI WORLD CUP


## FIS SKI WORLD CUP AFTER 2nd MEN'S SUPER-G SUPER-G FIS WCSL LIST

30 NOV 2003 Lake Louise (CAN)  
7 DEC 2003 Beaver Creek (USA)

Number of Competitors: 67

Rank	FIS Code	Name	Nation	1	2	Base	- X	+ Y	= WCSL-SG
1	50024	EBERHARTER Stephan	AUT	60	12	456	130	72	398
2	50423	MAIER Hermann	AUT	100	80	180	51	180	309
3	350032	BUECHEL Marco	LIE	29	18	304	87	47	264
4	510030	CUCHE Didier	SUI	-	45	294	84	45	255
5	420382	AAMODT Kjetil Andre	NOR	-	-	296	85	-	211
6	420470	KJUS Lasse	NOR	45	40	169	48	85	206
7	50451	GRUBER Christoph	AUT	13	29	203	58	42	187
8	420911	SOLBAKKEN Bjarne	NOR	36	100	57	16	136	177
9	532431	MILLER Bode	USA	12	-	218	62	12	168
10	50360	KNAUSS Hans	AUT	7	60	131	37	67	161
11	50124	SCHIFFERER Andreas	AUT	-	36	165	47	36	154
12	510767	HOFFMANN Ambrosi	SUI	1	26	177	51	27	153
13	510727	DEFAGO Didier	SUI	-	13	180	51	13	142
14	50149	STROBL Josef	AUT	18	16	150	43	34	141
15	510478	KERNEN Bruno	SUI	9	10	170	49	19	140
16	50742	REICHELTH Hannes	AUT	-	-	194	55	-	139
17	291116	FATTORI Alessandro	ITA	-	9	169	48	9	130
18	50221	TRINKL Hannes	AUT	-	-	155	44	-	111
19	50182	STROBL Fritz	AUT	20	-	124	35	20	109
20	292455	FILL Peter	ITA	22	50	46	13	72	105
21	102263	GUAY Erik	CAN	40	14	70	20	54	104
22	50041	WALCHHOFFER Michael	AUT	80	-	18	5	80	93
23	510747	GRUENENFELDER Tobias	SUI	-	16	107	31	16	92
24	50625	RAICH Benjamin	AUT	50	24	24	7	74	91
25	500150	JAERBYN Patrik	SWE	32	32	34	10	64	88
26	531040	RAHLVES Daron	USA	26	22	45	13	48	80
27	421328	SVINDAL Aksel Lund	NOR	26	11	54	15	37	76
28	510035	CAVEGN Franco	SUI	-	-	102	29	-	73
29	510001	ACCOLA Paul	SUI	15	8	54	15	23	62
30	191116	DALCIN Pierre-Emmanuel	FRA	-	-	74	21	-	53
31	102271	HUDEC Jan	CAN	16	-	49	14	16	51
32	530137	FIALA Jakub	USA	2	20	32	9	22	45
33	50043	FRANZ Werner	AUT	-	-	61	17	-	44
34	560302	SPAROVEC Gregor	SLO	-	-	59	17	-	42





# FIS SKI WORLD CUP


## FIS SKI WORLD CUP AFTER 2nd MEN'S SUPER-G SUPER-G FIS WCSL LIST

30 NOV 2003 Lake Louise (CAN)  
7 DEC 2003 Beaver Creek (USA)

Number of Competitors: 67

Rank	FIS Code	Name	Nation	1	2	Base	- X	+ Y	= WCSL-SG
35	190945	FOURNIER-BIDOZ S.	FRA	-	-	49	14	-	35
36	200249	STANKALLA Stefan	GER	-	6	39	11	6	34
37	500139	NYBERG Fredrik	SWE	3	-	34	10	3	27
38	533131	SULLIVAN Marco	USA	-	-	34	10	-	24
39	50058	GREBER Christian	AUT	-	-	32	9	-	23
40	191115	CRETIER Claude	FRA	-	-	27	8	-	19
41	292056	GUFLER Michael	ITA	-	4	20	6	4	18
41	560332	JERMAN Andrej	SLO	-	-	25	7	-	18
41	420681	SIVERTSEN Kenneth	NOR	-	-	25	7	-	18
44	291421	RIEDER Arnold	ITA	5	-	14	4	5	15
44	290998	STAUDACHER Patrick	ITA	11	-	6	2	11	15
46	40170	BEAR Aj	AUS	4	3	10	3	7	14
46	380260	KOSTELIC Ivica	CRO	14	-	-	-	14	14
46	532028	VONN Thomas	USA	-	-	20	6	-	14
49	50600	GOERGL Stephan	AUT	-	8	7	2	8	13
50	291210	GROS Giorgio	ITA	-	-	14	4	-	10
50	101375	LAVOIE Vincent	CAN	10	-	-	-	10	10
52	191415	BOTTOLLIER-LASQUIN M.	FRA	-	-	13	4	-	9
52	50833	GRUGGER Johann	AUT	9	-	-	-	9	9
52	510207	HARI Konrad	SUI	6	-	4	1	6	9
52	190314	SAIONI Christophe	FRA	-	-	12	3	-	9
56	560151	KOBLAR Jernej	SLO	-	-	10	3	-	7
57	50753	KROELL Klaus	AUT	-	-	8	2	-	6
57	530703	SCHLOPY Erik	USA	-	-	9	3	-	6
59	190930	DENERIAZ Antoine	FRA	-	-	7	2	-	5
59	291389	FISCHNALLER Roland	ITA	-	1	6	2	1	5
59	532490	MACARTNEY Scott	USA	-	5	-	-	5	5
62	420830	GROENVOLD Audun	NOR	-	-	4	1	-	3
63	290255	GHEDINA Kristian	ITA	-	-	3	1	-	2
63	291641	SULZENBACHER Kurt	ITA	-	2	-	-	2	2
65	510165	HOFER Beni	SUI	-	-	1	-	-	1
65	420696	PAULSEN Lasse	NOR	-	-	2	1	-	1
65	200705	RAUFFER Max	GER	-	-	2	1	-	1





# FIS SKI WORLD CUP

---

## FIS SKI WORLD CUP AFTER 2nd MEN'S SUPER-G SUPER-G FIS WCSL LIST

---

### Number of Competitors per Nation until 60th position

AUS : 1	AUT : 16	CAN : 3	CRO : 1	FRA : 6	GER : 1
ITA : 7	LIE : 1	NOR : 5	SLO : 3	SUI : 8	SWE : 2
USA : 7					

#### LEGEND

**Base** Last season WCSL points  
**X** (Base / number of planned races in the current season) \* number of completed races in the current season  
**Y** WC points won in the current season  
**WCSL-SG** World Cup Start List points for Super-G

07-12-2003 / Beaver Creek (USA) / 0455

Page 3/3

[www.fis-ski.com](http://www.fis-ski.com)

Generation Date: SUN 7 DEC 2003

Time: 12:11 Swatch Internet Time: @841

Document: 60A 1.0






# FIS SKI WORLD CUP

## FIS SKI WORLD CUP AFTER 2nd MEN'S SUPER-G OVERALL FIS WCSL LIST

Number of Competitors: 159

Rank	FIS Code	Name	Nation	WCSL	DH	SL	GS	SG	K
1	532431	MILLER Bode	USA	1356	202 (16)	167 (16)	594 (1)	168 (9)	225 (1)
2	50024	EBERHARTER Stephan	AUT	1317	737 (1)	–	142 (17)	398 (1)	40 (15)
3	420382	AAMODT Kjetil Andre	NOR	914	310 (9)	116 (21)	117 (18)	211 (5)	160 (2)
4	180251	PALANDER Kalle	FIN	875	–	731 (1)	144 (15)	–	–
5	50041	WALCHHOFER Michael	AUT	823	587 (3)	24 (42)	19 (45)	93 (22)	100 (4)
6	50360	KNAUSS Hans	AUT	791	200 (18)	–	430 (3)	161 (10)	–
7	50625	RAICH Benjamin	AUT	757	–	408 (6)	258 (5)	91 (24)	–
8	380260	KOSTELIC Ivica	CRO	702	–	618 (2)	70 (26)	14 (46)	–
9	531040	RAHLVES Daron	USA	695	608 (2)	–	7 (54)	80 (26)	–
10	50124	SCHIFFERER Andreas	AUT	689	347 (4)	–	188 (11)	154 (11)	–
11	50423	MAIER Hermann	AUT	673	262 (13)	–	102 (20)	309 (2)	–
12	510030	CUCHE Didier	SUI	667	298 (10)	–	114 (19)	255 (4)	–
13	50547	SCHOENFELDER Rainer	AUT	581	–	510 (3)	45 (35)	–	26 (21)
14	510478	KERNEN Bruno	SUI	571	341 (6)	–	–	140 (15)	90 (6)
15	510767	HOFFMANN Ambrosi	SUI	551	290 (11)	–	36 (38)	153 (12)	72 (10)
16	420470	KJUS Lasse	NOR	545	135 (24)	13 (48)	51 (34)	206 (6)	140 (3)
17	510727	DEFAGO Didier	SUI	535	146 (22)	8 (55)	143 (16)	142 (13)	96 (5)
17	290478	ROCCA Giorgio	ITA	535	–	503 (4)	–	–	32 (17)
19	50451	GRUBER Christoph	AUT	493	79 (32)	–	177 (13)	187 (7)	50 (12)
20	50624	PRANGER Manfred	AUT	451	–	451 (5)	–	–	–
21	510318	VON GRUENIGEN Michael	SUI	433	–	–	433 (2)	–	–
22	50271	SCHILCHEGGER Heinz	AUT	427	–	176 (14)	251 (6)	–	–
22	50182	STROBL Fritz	AUT	427	318 (7)	–	–	109 (19)	–
24	50221	TRINKL Hannes	AUT	401	290 (11)	–	–	111 (18)	–
25	350032	BUECHEL Marco	LIE	400	91 (29)	–	16 (48)	264 (3)	29 (19)
26	420911	SOLBAKKEN Bjarne	NOR	375	145 (23)	–	53 (32)	177 (8)	–
27	190236	COVILI Frederic	FRA	370	–	–	370 (4)	–	–
28	190930	DENERIAZ Antoine	FRA	349	344 (5)	–	–	5 (59)	–
29	50149	STROBL Josef	AUT	346	184 (19)	–	21 (44)	141 (14)	–
30	50753	KROELL Klaus	AUT	321	315 (8)	–	–	6 (57)	–
31	510035	CAVEGN Franco	SUI	316	243 (14)	–	–	73 (28)	–
32	421328	SVINDAL Aksel Lund	NOR	307	28 (46)	38 (39)	85 (23)	76 (27)	80 (7)
33	420148	KARLSEN Truls Ove	NOR	301	–	257 (7)	44 (36)	–	–
33	530703	SCHLOPY Erik	USA	301	–	128 (20)	167 (14)	6 (57)	–
35	190915	BOURGEOAT Pierrick	FRA	283	–	233 (9)	–	–	50 (12)
36	510890	ZURBRIGGEN Silvan	SUI	278	–	233 (9)	–	–	45 (14)





# FIS SKI WORLD CUP


## FIS SKI WORLD CUP AFTER 2nd MEN'S SUPER-G OVERALL FIS WCSL LIST

Number of Competitors: 159

Rank	FIS Code	Name	Nation	WCSL	DH	SL	GS	SG	K
37	420069	BURAAS Hans-Petter	NOR	255	-	255 (8)	-	-	-
38	292000	BLARDONE Massimiliano	ITA	243	-	-	243 (7)	-	-
39	190677	CHENAL Joel	FRA	241	-	-	241 (8)	-	-
40	102263	GUAY Erik	CAN	237	133 (25)	-	-	104 (21)	-
41	100115	GRANDI Thomas	CAN	226	-	140 (19)	86 (22)	-	-
42	50058	GREBER Christian	AUT	224	201 (17)	-	-	23 (39)	-
43	191139	VIDAL Jean-Pierre	FRA	222	-	191 (13)	31 (39)	-	-
44	50126	MAYER Christian	AUT	221	-	-	221 (9)	-	-
45	290023	BERGAMELLI Giancarlo	ITA	219	-	219 (11)	-	-	-
46	291421	RIEDER Arnold	ITA	218	-	-	203 (10)	15 (44)	-
47	292455	FILL Peter	ITA	217	36 (42)	-	52 (33)	105 (20)	24 (22)
48	500139	NYBERG Fredrik	SWE	216	1 (65)	-	188 (11)	27 (37)	-
49	420328	STIANSEN Tom	NOR	215	-	215 (12)	-	-	-
50	50310	RZEHAK Peter	AUT	211	211 (15)	-	-	-	-
51	50043	FRANZ Werner	AUT	203	159 (20)	-	-	44 (33)	-
52	301312	SASAKI Akira	JPN	173	-	173 (15)	-	-	-
53	50004	ALBRECHT Kilian	AUT	165	-	165 (17)	-	-	-
53	190945	FOURNIER-BIDOZ Sebastien	FRA	165	130 (26)	-	-	35 (35)	-
53	500150	JAERBYN Patrik	SWE	165	77 (33)	-	-	88 (25)	-
56	510747	GRUENENFELDER Tobias	SUI	155	5 (62)	-	58 (30)	92 (23)	-
57	531557	KNIGHT Chip	USA	154	-	154 (18)	-	-	-
58	190097	BURTIN Nicolas	FRA	151	151 (21)	-	-	-	-
59	560332	JERMAN Andrej	SLO	142	63 (37)	-	-	18 (41)	61 (11)
60	510001	ACCOLA Paul	SUI	141	-	-	-	62 (29)	79 (8)
60	500656	LARSSON Markus	SWE	141	-	101 (25)	-	-	40 (15)
62	50742	REICHELTHannes	AUT	139	-	-	-	139 (16)	-
63	291116	FATTORI Alessandro	ITA	138	8 (59)	-	-	130 (17)	-
64	560371	DRAGSIC Mitja	SLO	130	-	110 (23)	-	-	20 (24)
65	50688	MARINAC Martin	AUT	118	-	100 (26)	18 (46)	-	-
66	532497	ROTHROCK Tom	USA	114	-	114 (22)	-	-	-
67	50833	GRUGGER Johann	AUT	113	104 (28)	-	-	9 (52)	-
68	291641	SULZENBACHER Kurt	ITA	110	108 (27)	-	-	2 (63)	-
69	500499	BROLENIUS Johan	SWE	106	-	106 (24)	-	-	-
70	533131	SULLIVAN Marco	USA	100	76 (34)	-	-	24 (38)	-
71	560406	GORZA Ales	SLO	96	-	12 (52)	62 (27)	-	22 (23)
72	190012	AMIEZ Sebastien	FRA	94	-	94 (27)	-	-	-







# FIS SKI WORLD CUP

## FIS SKI WORLD CUP AFTER 2nd MEN'S SUPER-G OVERALL FIS WCSL LIST

Number of Competitors: 159

Rank	FIS Code	Name	Nation	WCSL	DH	SL	GS	SG	K
73	530137	FIALA Jakub	USA	90	45 (40)	–	–	45 (32)	–
73	560302	SPAROVEC Gregor	SLO	90	48 (39)	–	–	42 (34)	–
75	291768	ROBERTO Alessandro	ITA	88	–	–	88 (21)	–	–
76	191116	DALCIN Pierre-Emmanuel	FRA	87	34 (44)	–	–	53 (30)	–
76	201189	ECKERT Florian	GER	87	87 (30)	–	–	–	–
76	290255	GHDINA Kristian	ITA	87	85 (31)	–	–	2 (63)	–
79	292120	SIMONCELLI Davide	ITA	82	–	–	82 (24)	–	–
80	560154	KUNC Mitja	SLO	80	–	80 (28)	–	–	–
81	190278	LLORACH Gaetan	FRA	79	–	–	–	–	79 (8)
82	560050	PAVLOVIC Uros	SLO	74	–	–	74 (25)	–	–
83	420556	STRAND NILSEN Harald Chr.	NOR	72	–	72 (29)	–	–	–
84	200705	RAUFFER Max	GER	69	68 (35)	–	–	1 (65)	–
85	510756	VON WEISSENFLOH Rolf	SUI	67	67 (36)	–	–	–	–
86	560230	GRUBELNIK Drago	SLO	65	–	65 (30)	–	–	–
87	50707	MATT Mario	AUT	63	–	62 (31)	1 (57)	–	–
88	180212	UOTILA Sami	FIN	60	–	–	60 (28)	–	–
89	190707	MILLET Vincent	FRA	59	–	–	59 (29)	–	–
90	50695	BUDER Andreas	AUT	58	58 (38)	–	–	–	–
90	510577	IMBODEN Urs	SUI	58	–	58 (32)	–	–	–
92	292250	SCHIEPPATI Alberto	ITA	55	–	–	55 (31)	–	–
93	102271	HUDEEC Jan	CAN	51	–	–	–	51 (31)	–
94	560089	MLEKUZ Rene	SLO	49	–	49 (33)	–	–	–
95	50675	ENGL Kurt	AUT	48	–	48 (34)	–	–	–
96	201240	EBERLE Markus	GER	47	–	47 (35)	–	–	–
97	292056	GUFLER Michael	ITA	45	–	–	27 (41)	18 (41)	–
97	50473	SEER Florian	AUT	45	–	45 (36)	–	–	–
99	291389	FISCHNALLER Roland	ITA	44	39 (41)	–	–	5 (59)	–
100	190510	PAGE Kevin	FRA	43	–	43 (37)	–	–	–
101	500124	HANSSON Martin	SWE	41	–	41 (38)	–	–	–
102	102239	COUSINEAU Julien	CAN	40	–	24 (42)	16 (48)	–	–
103	220044	BAXTER Alain	GBR	38	–	38 (39)	–	–	–
103	191115	CRETIER Claude	FRA	38	19 (49)	–	–	19 (40)	–
105	200056	ERTL Andreas	GER	37	–	–	37 (37)	–	–
105	532490	MACARTNEY Scott	USA	37	–	–	–	5 (59)	32 (17)
107	50482	HOLZKNECHT Norbert	AUT	36	36 (42)	–	–	–	–
108	200249	STANKALLA Stefan	GER	35	1 (65)	–	–	34 (36)	–






# FIS SKI WORLD CUP

## FIS SKI WORLD CUP AFTER 2nd MEN'S SUPER-G OVERALL FIS WCSL LIST

Number of Competitors: 159

Rank	FIS Code	Name	Nation	WCSL	DH	SL	GS	SG	K
109	290489	SELETTO Erik	ITA	33	33 (45)	-	-	-	-
110	191007	PICCARD Jeff	FRA	29	-	-	29 (40)	-	-
110	700034	RAJCAN Michal	SVK	29	-	-	-	-	29 (19)
110	420681	SIVERTSEN Kenneth	NOR	29	11 (54)	-	-	18 (41)	-
113	532188	SPENCER Dane	USA	27	-	-	27 (41)	-	-
114	190204	GRAVIER Richard	FRA	26	-	26 (41)	-	-	-
115	191746	DE TESSIERES Gauthier	FRA	24	-	-	24 (43)	-	-
115	421098	NILSEN Andreas	NOR	24	-	13 (48)	11 (52)	-	-
117	40170	BEAR Aj	AUS	23	9 (58)	-	-	14 (46)	-
117	191425	TISSOT Stephane	FRA	23	-	23 (44)	-	-	-
119	50600	GOERGL Stephan	AUT	22	-	-	9 (53)	13 (49)	-
119	50831	GRAGGABER Thomas	AUT	22	22 (47)	-	-	-	-
121	510344	ZUEGER Daniel	SUI	21	21 (48)	-	-	-	-
122	350007	GANAHL Markus	LIE	19	-	19 (45)	-	-	-
122	420830	GROENVOLD Audun	NOR	19	16 (52)	-	-	3 (62)	-
122	510051	GRUENENFELDER Juerg	SUI	19	19 (49)	-	-	-	-
125	191227	BURTIN Raphael	FRA	18	-	-	18 (46)	-	-
125	50605	HERBST Reinfried	AUT	18	-	18 (46)	-	-	-
125	191008	MEILLEUR Cedric	FRA	18	18 (51)	-	-	-	-
125	101895	ROY Jean-Philippe	CAN	18	-	13 (48)	5 (55)	-	-
129	532028	VONN Thomas	USA	17	-	-	3 (56)	14 (46)	-
130	510638	CASANOVA Marco	SUI	16	-	3 (63)	13 (50)	-	-
131	533098	FRIEDMAN Bryon	USA	15	15 (53)	-	-	-	-
131	201702	NEUREUTHER Felix	GER	15	-	15 (47)	-	-	-
131	290998	STAUDACHER Patrick	ITA	15	-	-	-	15 (44)	-
134	300804	MINAGAWA Kentaro	JPN	13	-	13 (48)	-	-	-
134	290693	PLONER Alexander	ITA	13	-	-	13 (50)	-	-
136	290117	CATTANEO Luca	ITA	11	11 (54)	-	-	-	-
136	101375	LAVOIE Vincent	CAN	11	1 (65)	-	-	10 (50)	-
136	290982	SCHMID Hannes Paul	ITA	11	-	11 (53)	-	-	-
139	191591	BERTRAND Yannick	FRA	10	10 (56)	-	-	-	-
139	291210	GROS Giorgio	ITA	10	-	-	-	10 (50)	-
139	560187	PEN Peter	SLO	10	10 (56)	-	-	-	-
139	200251	VOGL Alois	GER	10	-	10 (54)	-	-	-
143	191415	BOTTOLLIER-LASQUIN Marc	FRA	9	-	-	-	9 (52)	-
143	510207	HARI Konrad	SUI	9	-	-	-	9 (52)	-





# FIS SKI WORLD CUP

## FIS SKI WORLD CUP AFTER 2nd MEN'S SUPER-G OVERALL FIS WCSL LIST

Number of Competitors: 159

Rank	FIS Code	Name	Nation	WCSL	DH	SL	GS	SG	K
143	190314	SAIONI Christophe	FRA	9	–	–	–	9 (52)	–
146	291990	BERBENNI Matteo	ITA	8	8 (59)	–	–	–	–
146	291404	PERATHONER Alan	ITA	8	–	8 (55)	–	–	–
146	560355	VALENCIC Mitja	SLO	8	–	8 (55)	–	–	–
149	150571	HAYER Stanley	CZE	7	–	7 (58)	–	–	–
149	560151	KOBLAR Jernej	SLO	7	–	–	–	7 (56)	–
149	180292	LEINO Jukka	FIN	7	–	7 (58)	–	–	–
149	220228	MICKEL Finlay	GBR	7	7 (61)	–	–	–	–
153	430281	BACHLEDA-CURUS Andrzej	POL	6	–	6 (60)	–	–	–
153	510165	HOFER Beni	SUI	6	5 (62)	–	–	1 (65)	–
155	300263	KIMURA Kiminobu	JPN	5	–	5 (61)	–	–	–
155	560033	KOSIR Jure	SLO	5	–	5 (61)	–	–	–
157	510476	HERRMANN Markus	SUI	4	4 (64)	–	–	–	–
158	420696	PAULSEN Lasse	NOR	1	–	–	–	1 (65)	–
158	291469	ZARDINI Edoardo	ITA	1	–	1 (64)	–	–	–

### LEGEND

**GS** Giant Slalom points    **SG** Super-G points    **DH** Downhill points    **WCSL** Overall points    **SL** Slalom points  
**K** Combined points

07-12-2003 / Beaver Creek (USA) / 0455

Page 5/5


[www.fis-ski.com](http://www.fis-ski.com)

Generation Date: SUN 7 DEC 2003

Time: 12:11 Swatch Internet Time: @841

Document: 60B 1.0





# FIS SKI WORLD CUP


## FIS SKI WORLD CUP 2nd MEN'S SUPER-G SUPER-G FIS WORLD CUP STANDINGS

30 NOV 2003 Lake Louise (CAN)  
7 DEC 2003 Beaver Creek (USA)

Number of Competitors: 41

Rank	FIS Code	Name	Nation	1	2	WC-SG Diff.
1	50423	MAIER Hermann	AUT	100	80	180
2	420911	SOLBAKKEN Bjarne	NOR	36	100	136 - 44
3	420470	KJUS Lasse	NOR	45	40	85 - 95
4	50041	WALCHHOFER Michael	AUT	80	-	80 - 100
5	50625	RAICH Benjamin	AUT	50	24	74 - 106
6	50024	EBERHARTER Stephan	AUT	60	12	72 - 108
6	292455	FILL Peter	ITA	22	50	72 - 108
8	50360	KNAUSS Hans	AUT	7	60	67 - 113
9	500150	JAERBYN Patrik	SWE	32	32	64 - 116
10	102263	GUAY Erik	CAN	40	14	54 - 126
11	531040	RAHLVES Daron	USA	26	22	48 - 132
12	350032	BUECHEL Marco	LIE	29	18	47 - 133
13	510030	CUCHE Didier	SUI	-	45	45 - 135
14	50451	GRUBER Christoph	AUT	13	29	42 - 138
15	421328	SVINDAL Aksel Lund	NOR	26	11	37 - 143
16	50124	SCHIFFERER Andreas	AUT	-	36	36 - 144
17	50149	STROBL Josef	AUT	18	16	34 - 146
18	510767	HOFFMANN Ambrosi	SUI	1	26	27 - 153
19	510001	ACCOLA Paul	SUI	15	8	23 - 157
20	530137	FIALA Jakub	USA	2	20	22 - 158
21	50182	STROBL Fritz	AUT	20	-	20 - 160
22	510478	KERNEN Bruno	SUI	9	10	19 - 161
23	510747	GRUENENFELDER Tobias	SUI	-	16	16 - 164
23	102271	HUDEC Jan	CAN	16	-	16 - 164
25	380260	KOSTELIC Ivica	CRO	14	-	14 - 166
26	510727	DEFAGO Didier	SUI	-	13	13 - 167
27	532431	MILLER Bode	USA	12	-	12 - 168
28	290998	STAUDACHER Patrick	ITA	11	-	11 - 169
29	101375	LAVOIE Vincent	CAN	10	-	10 - 170
30	291116	FATTORI Alessandro	ITA	-	9	9 - 171
30	50833	GRUGGER Johann	AUT	9	-	9 - 171
32	50600	GOERGL Stephan	AUT	-	8	8 - 172
33	40170	BEAR Aj	AUS	4	3	7 - 173
34	510207	HARI Konrad	SUI	6	-	6 - 174





# FIS SKI WORLD CUP

## FIS SKI WORLD CUP 2nd MEN'S SUPER-G SUPER-G FIS WORLD CUP STANDINGS

30 NOV 2003 Lake Louise (CAN)  
7 DEC 2003 Beaver Creek (USA)

Number of Competitors: 41

Rank	FIS Code	Name	Nation	1	2	WC-SG Diff.
34	200249	STANKALLA Stefan	GER	-	6	6 - 174
36	532490	MACARTNEY Scott	USA	-	5	5 - 175
36	291421	RIEDER Arnold	ITA	5	-	5 - 175
38	292056	GUFLER Michael	ITA	-	4	4 - 176
39	500139	NYBERG Fredrik	SWE	3	-	3 - 177
40	291641	SULZENBACHER Kurt	ITA	-	2	2 - 178
41	291389	FISCHNALLER Roland	ITA	-	1	1 - 179

### LEGEND

**WC-SG** World Cup points for Super-G **Diff.** Points Difference

07-12-2003 / Beaver Creek (USA) / 0455

Page 2/2


[www.fis-ski.com](http://www.fis-ski.com)

Generation Date: SUN 7 DEC 2003

Time: 12:11 Swatch Internet Time: @841

Document: 25A 1.0





# FIS SKI WORLD CUP

## FIS SKI WORLD CUP 2nd MEN'S SUPER-G OVERALL FIS WORLD CUP STANDINGS

Number of Competitors: 92

Rank	FIS Code	Name	Nation	Points	DH	SL	GS	SG	K
					3 races	1 race	2 races	2 races	
1	50423	MAIER Hermann	AUT	405	174 (2)	–	51 (12)	180 (1)	–
2	50360	KNAUSS Hans	AUT	288	125 (5)	–	96 (4)	67 (8)	–
3	50124	SCHIFFERER Andreas	AUT	275	130 (4)	–	109 (3)	36 (16)	–
4	420911	SOLBAKKEN Bjarne	NOR	273	118 (6)	–	19 (19)	136 (2)	–
5	50041	WALCHHOFER Michael	AUT	270	190 (1)	–	–	80 (4)	–
6	50024	EBERHARTER Stephan	AUT	215	111 (7)	–	32 (14)	72 (6)	–
7	532431	MILLER Bode	USA	213	1 (39)	–	200 (1)	12 (27)	–
8	531040	RAHLVES Daron	USA	211	163 (3)	–	–	48 (11)	–
9	420470	KJUS Lasse	NOR	205	98 (9)	–	22 (17)	85 (3)	–
10	180251	PALANDER Kalle	FIN	169	–	100 (1)	69 (7)	–	–
11	50625	RAICH Benjamin	AUT	166	–	29 (9)	63 (9)	74 (5)	–
12	102263	GUAY Erik	CAN	135	81 (10)	–	–	54 (10)	–
13	190236	COVILI Frederic	FRA	130	–	–	130 (2)	–	–
14	500150	JAERBYN Patrik	SWE	128	64 (14)	–	–	64 (9)	–
15	50833	GRUGGER Johann	AUT	113	104 (8)	–	–	9 (30)	–
16	292455	FILL Peter	ITA	106	20 (29)	–	14 (23)	72 (6)	–
17	510767	HOFFMANN Ambrosi	SUI	92	47 (16)	–	18 (20)	27 (18)	–
17	50547	SCHOENFELDER Rainer	AUT	92	–	80 (2)	12 (27)	–	–
19	291421	RIEDER Arnold	ITA	84	–	–	79 (5)	5 (36)	–
20	350032	BUECHEL Marco	LIE	83	36 (20)	–	–	47 (12)	–
21	421328	SVINDAL Aksel Lund	NOR	81	25 (27)	8 (23)	11 (29)	37 (15)	–
22	50753	KROELL Klaus	AUT	77	77 (11)	–	–	–	–
23	510035	CAVEGN Franco	SUI	74	74 (12)	–	–	–	–
23	190677	CHENAL Joel	FRA	74	–	–	74 (6)	–	–
23	510030	CUCHE Didier	SUI	74	11 (33)	–	18 (20)	45 (13)	–
26	50182	STROBL Fritz	AUT	68	48 (15)	–	–	20 (21)	–
27	190930	DENERIAZ Antoine	FRA	67	67 (13)	–	–	–	–
28	50271	SCHILCHEGGER Heinz	AUT	64	–	–	64 (8)	–	–
29	50624	PRANGER Manfred	AUT	60	–	60 (3)	–	–	–
30	292000	BLARDONE Massimiliano	ITA	56	–	–	56 (10)	–	–
30	50451	GRUBER Christoph	AUT	56	7 (36)	–	7 (33)	42 (14)	–
32	510727	DEFAGO Didier	SUI	55	27 (26)	–	15 (22)	13 (26)	–
32	500139	NYBERG Fredrik	SWE	55	–	–	52 (11)	3 (39)	–
34	510747	GRUENENFELDER Tobias	SUI	52	–	–	36 (13)	16 (23)	–
34	510478	KERNEN Bruno	SUI	52	33 (23)	–	–	19 (22)	–
36	290478	ROCCA Giorgio	ITA	50	–	50 (4)	–	–	–

07-12-2003 / Beaver Creek (USA) / 0455

Page 1/3

[www.fis-ski.com](http://www.fis-ski.com)

Generation Date: SUN 7 DEC 2003

Time: 12:11 Swatch Internet Time: @841

Document: 25B 1.0






# FIS SKI WORLD CUP

## FIS SKI WORLD CUP 2nd MEN'S SUPER-G OVERALL FIS WORLD CUP STANDINGS

Number of Competitors: 92

Rank	FIS Code	Name	Nation	Points	DH 3 races	SL 1 race	GS 2 races	SG 2 races	K
37	290023	BERGAMELLI Giancarlo	ITA	45	–	45 (5)	–	–	–
37	380260	KOSTELIC Ivica	CRO	45	–	–	31 (16)	14 (25)	–
39	190097	BURTIN Nicolas	FRA	44	44 (17)	–	–	–	–
40	190945	FOURNIER-BIDOZ Sebastien	FRA	43	43 (18)	–	–	–	–
41	290255	GHEDINA Kristian	ITA	41	41 (19)	–	–	–	–
42	500499	BROLENIUS Johan	SWE	40	–	40 (6)	–	–	–
43	50482	HOLZKNECHT Norbert	AUT	36	36 (20)	–	–	–	–
43	510890	ZURBRIGGEN Silvan	SUI	36	–	36 (7)	–	–	–
45	291641	SULZENBACHER Kurt	ITA	35	33 (23)	–	–	2 (40)	–
46	50149	STROBL Josef	AUT	34	–	–	–	34 (17)	–
46	50221	TRINKL Hannes	AUT	34	34 (22)	–	–	–	–
48	420148	KARLSEN Truls Ove	NOR	32	–	18 (14)	14 (23)	–	–
48	50126	MAYER Christian	AUT	32	–	–	32 (14)	–	–
48	420328	STIANSEN Tom	NOR	32	–	32 (8)	–	–	–
51	190915	BOURGEAT Pierrick	FRA	29	–	29 (9)	–	–	–
51	200705	RAUFFER Max	GER	29	29 (25)	–	–	–	–
51	532497	ROTHROCK Tom	USA	29	–	29 (9)	–	–	–
54	510001	ACCOLA Paul	SUI	23	–	–	–	23 (19)	–
55	530137	FIALA Jakub	USA	22	–	–	–	22 (20)	–
55	301312	SASAKI Akira	JPN	22	–	22 (12)	–	–	–
57	510756	VON WEISSENFLOH Rolf	SUI	21	21 (28)	–	–	–	–
58	50707	MATT Mario	AUT	20	–	20 (13)	–	–	–
58	532188	SPENCER Dane	USA	20	–	–	20 (18)	–	–
60	50675	ENGL Kurt	AUT	16	–	16 (15)	–	–	–
60	102271	HUDEC Jan	CAN	16	–	–	–	16 (23)	–
60	560302	SPAROVEC Gregor	SLO	16	16 (30)	–	–	–	–
63	560371	DRAGSIC Mitja	SLO	15	–	15 (16)	–	–	–
63	533098	FRIEDMAN Bryon	USA	15	15 (31)	–	–	–	–
63	50310	RZEHAK Peter	AUT	15	15 (31)	–	–	–	–
66	531557	KNIGHT Chip	USA	14	–	14 (17)	–	–	–
67	191227	BURTIN Raphael	FRA	13	–	–	13 (25)	–	–
67	190204	GRAVIER Richard	FRA	13	–	13 (18)	–	–	–
67	191007	PICCARD Jeff	FRA	13	–	–	13 (25)	–	–
70	510638	CASANOVA Marco	SUI	12	–	–	12 (27)	–	–
70	50600	GOERGL Stephan	AUT	12	–	–	4 (35)	8 (32)	–
70	292056	GUFLER Michael	ITA	12	–	–	8 (32)	4 (38)	–





# FIS SKI WORLD CUP

## FIS SKI WORLD CUP 2nd MEN'S SUPER-G OVERALL FIS WORLD CUP STANDINGS

Number of Competitors: 92

Rank	FIS Code	Name	Nation	Points	DH 3 races	SL 1 race	GS 2 races	SG 2 races	K
70	500124	HANSSON Martin	SWE	12	–	12 (19)	–	–	–
74	560406	GORZA Ales	SLO	11	–	–	11 (29)	–	–
74	560332	JERMAN Andrej	SLO	11	11 (33)	–	–	–	–
74	290998	STAUDACHER Patrick	ITA	11	–	–	–	11 (28)	–
74	191425	TISSOT Stephane	FRA	11	–	11 (20)	–	–	–
74	180212	UOTILA Sami	FIN	11	–	–	11 (29)	–	–
79	50004	ALBRECHT Kilian	AUT	10	–	10 (21)	–	–	–
79	40170	BEAR Aj	AUS	10	3 (37)	–	–	7 (33)	–
79	191591	BERTRAND Yannick	FRA	10	10 (35)	–	–	–	–
79	101375	LAVOIE Vincent	CAN	10	–	–	–	10 (29)	–
83	291116	FATTORI Alessandro	ITA	9	–	–	–	9 (30)	–
83	191139	VIDAL Jean-Pierre	FRA	9	–	9 (22)	–	–	–
85	510577	IMBODEN Urs	SUI	7	–	7 (24)	–	–	–
86	190012	AMIEZ Sebastien	FRA	6	–	6 (25)	–	–	–
86	510207	HARI Konrad	SUI	6	–	–	–	6 (34)	–
86	200249	STANKALLA Stefan	GER	6	–	–	–	6 (34)	–
89	191746	DE TESSIERES Gauthier	FRA	5	–	–	5 (34)	–	–
89	532490	MACARTNEY Scott	USA	5	–	–	–	5 (36)	–
91	291389	FISCHNALLER Roland	ITA	3	2 (38)	–	–	1 (41)	–
91	100115	GRANDI Thomas	CAN	3	–	–	3 (36)	–	–

### LEGEND

**GS** Giant Slalom points    **SG** Super-G points    **DH** Downhill points    **Points** Overall points    **SL** Slalom points  
**K** Combined points

07-12-2003 / Beaver Creek (USA) / 0455

Page 3/3

[www.fis-ski.com](http://www.fis-ski.com)


Generation Date: SUN 7 DEC 2003

Time: 12:11 Swatch Internet Time: @841

Document: 25B 1.0








# FIS SKI WORLD CUP

## FIS SKI WORLD CUP 2nd MEN'S SUPER-G MEN FIS NATION CUP

Number of Nations: 15

Place	Nation	Points	Diff.	DH	SL	GS	SG	K
1	AUT <b>Austria</b>	<b>2358</b>		1051	215	470	622	-
2	NOR <b>Norway</b>	<b>623</b>	- 1735	241	58	66	258	-
3	USA <b>United States of America</b>	<b>529</b>	- 1829	179	43	220	87	-
4	SUI <b>Switzerland</b>	<b>504</b>	- 1854	213	43	99	149	-
5	FRA <b>France</b>	<b>467</b>	- 1891	164	68	235	-	-
6	ITA <b>Italy</b>	<b>452</b>	- 1906	96	95	157	104	-
7	SWE <b>Sweden</b>	<b>235</b>	- 2123	64	52	52	67	-
8	FIN <b>Finland</b>	<b>180</b>	- 2178	-	100	80	-	-
9	CAN <b>Canada</b>	<b>164</b>	- 2194	81	-	3	80	-
10	LIE <b>Liechtenstein</b>	<b>83</b>	- 2275	36	-	-	47	-
11	SLO <b>Slovenia</b>	<b>53</b>	- 2305	27	15	11	-	-
12	CRO <b>Croatia</b>	<b>45</b>	- 2313	-	-	31	14	-
13	GER <b>Germany</b>	<b>35</b>	- 2323	29	-	-	6	-
14	JPN <b>Japan</b>	<b>22</b>	- 2336	-	22	-	-	-
15	AUS <b>Australia</b>	<b>10</b>	- 2348	3	-	-	7	-






# FIS SKI WORLD CUP

## FIS SKI WORLD CUP 2nd MEN'S SUPER-G FIS OVERALL NATION CUP

Number of Nations: 19

Place	Nation	Overall			DH Points			SL Points			GS Points			SG Points			K Points		
		M+W	M	W	M+W	M	W	M+W	M	W	M+W	M	W	M+W	M	W	M+W	M	W
1	AUT	3400	2358	1042	1422	1051	371	344	215	129	736	470	266	898	622	276	-	-	-
2	SUI	994	504	490	380	213	167	148	43	105	233	99	134	233	149	84	-	-	-
3	FRA	968	467	501	437	164	273	124	68	56	306	235	71	101	-	101	-	-	-
4	USA	890	529	361	352	179	173	73	43	30	301	220	81	164	87	77	-	-	-
5	ITA	840	452	388	227	96	131	127	95	32	373	157	216	113	104	9	-	-	-
6	NOR	685	623	62	241	241	-	79	58	21	95	66	29	270	258	12	-	-	-
7	SWE	652	235	417	72	64	8	209	52	157	304	52	252	67	67	-	-	-	-
8	GER	578	35	543	258	29	229	61	-	61	132	-	132	127	6	121	-	-	-
9	CAN	306	164	142	158	81	77	-	-	-	48	3	45	100	80	20	-	-	-
10	FIN	270	180	90	-	-	-	136	100	36	134	80	54	-	-	-	-	-	-
11	SLO	105	53	52	27	27	-	15	15	-	63	11	52	-	-	-	-	-	-
12	SPA	96	-	96	-	-	-	-	-	-	96	-	96	-	-	-	-	-	-
13	LIE	83	83	-	36	36	-	-	-	-	-	-	-	47	47	-	-	-	-
14	CRO	65	45	20	-	-	-	20	-	20	31	31	-	14	14	-	-	-	-
15	GBR	48	-	48	18	-	18	-	-	-	6	-	6	24	-	24	-	-	-
16	CZE	47	-	47	-	-	-	47	-	47	-	-	-	-	-	-	-	-	-
17	JPN	22	22	-	-	-	-	22	22	-	-	-	-	-	-	-	-	-	-
18	SVK	18	-	18	-	-	-	18	-	18	-	-	-	-	-	-	-	-	-
19	AUS	10	10	-	3	3	-	-	-	-	-	-	-	7	7	-	-	-	-





# FIS SKI WORLD CUP

---


**FIS SKI WORLD CUP**  
AFTER 2nd MEN'S SUPER-G  
**MANUFACTURERS STANDINGS MEN** presented by "DIE PRESSE"

---

Number of Manufacturers: 8

Place	Manufacturer	Points	Diff.	DH	SL	GS	SG	K
1	ATOMIC	<b>2055</b>		1020	100	320	615	-
2	DYNASTAR	<b>275</b>	- 1780	80	-	60	135	-
3	ROSSIGNOL	<b>200</b>	- 1855	-	-	200	-	-
4	SALOMON	<b>170</b>	- 1885	-	-	170	-	-
5	VÖLKL	<b>105</b>	- 1950	-	105	-	-	-
6	HEAD	<b>85</b>	- 1970	45	40	-	-	-
7	FISCHER	<b>80</b>	- 1975	-	80	-	-	-
8	NORDICA	<b>50</b>	- 2005	-	50	-	-	-





# FIS SKI WORLD CUP

## FIS SKI WORLD CUP

AFTER 2nd MEN'S SUPER-G

### MANUFACTURERS STANDINGS OVERALL presented by "DIE PRESSE"

Number of Manufacturers: 9

Place	Manufacturer	Overall			DH Points			SL Points			GS Points			SG Points			K Points		
		M+W	M	W	M+W	M	W	M+W	M	W	M+W	M	W	M+W	M	W	M+W	M	W
1	ATOMIC	2115	2055	60	1020	1020	-	160	100	60	320	320	-	615	615	-	-	-	-
2	SALOMON	865	170	695	160	-	160	150	-	150	410	170	240	145	-	145	-	-	-
3	ROSSIGNOL	740	200	540	200	-	200	45	-	45	495	200	295	-	-	-	-	-	-
4	VÖLKL	575	105	470	165	-	165	185	105	80	165	-	165	60	-	60	-	-	-
5	DYNASTAR	450	275	175	165	80	85	-	-	-	110	60	50	175	135	40	-	-	-
6	FISCHER	230	80	150	100	-	100	80	80	-	-	-	-	50	-	50	-	-	-
7	BLIZZARD	200	-	200	80	-	80	-	-	-	-	-	-	120	-	120	-	-	-
8	HEAD	125	85	40	45	45	-	80	40	40	-	-	-	-	-	-	-	-	-
9	NORDICA	50	50	-	-	-	-	50	50	-	-	-	-	-	-	-	-	-	-

