



AUDI FIS SKI WORLD CUP 2003/04
7th LADIES SUPER-G
ALPHABETICAL LIST OF COMPETITORS



Number of Competitors: 56

Nation	FIS Code	Name	FIS Points (February 2004 List)							
			DH		SL		GS		SG	
AUT	55539	BERGER Silvia	35.02	(108)	66.38	(862)	5.49	(20)	4.66	(15)
	55198	DORFMEISTER Michaela	2.61	(4)	44.44	(428)	3.86	(8)	0.82	(4)
	55576	GOERGL Elisabeth	30.80	(93)	5.31	(16)	4.65	(14)	24.58	(76)
	55069	GOETSCHL Renate	0.00	(1)	28.71	(188)	5.28	(18)	0.00	(1)
	55339	LECHNER Martina	28.68	(83)	66.28	(860)	17.54	(78)	5.17	(19)
	55212	MEISSNITZER Alexandra	4.34	(10)	101.69	(1656)	3.68	(7)	1.73	(5)
	55261	OBERMOSER Brigitte	5.32	(17)	78.81	(1144)	5.99	(30)	4.33	(12)
	55052	SCHNEIDER Tanja	5.96	(29)	–		24.23	(145)	12.26	(35)
55538	WIRTH Katja	11.10	(38)	52.65	(581)	20.26	(109)	4.91	(17)	
CAN	105997	BRYDON Emily	4.75	(11)	18.53	(100)	21.35	(121)	5.33	(22)
	105741	FORSYTH Allison	165.45	(785)	21.53	(113)	4.78	(16)	29.60	(96)
	106056	SIMARD Genevieve	19.71	(57)	31.77	(226)	5.93	(26)	3.85	(9)
	106593	SPLAWINSKI Sophie	46.82	(151)	27.36	(170)	12.20	(45)	46.12	(195)
CZE	155415	ZAHROBSKA Sarka	43.20	(140)	5.36	(19)	16.14	(67)	28.93	(93)
FRA	195311	DUVILLARD Julie	26.95	(77)	41.37	(372)	19.69	(103)	23.70	(71)
	195920	GIVELET Anne-Laure	23.86	(66)	86.64	(1319)	28.38	(186)	23.25	(68)
	195671	JACQUEMOD Ingrid	5.39	(19)	145.67	(2542)	21.65	(122)	4.72	(16)
	195837	MATTEL Magda	17.61	(54)	257.24	(3544)	52.18	(583)	5.99	(30)
	195868	MEILLEUR Karine	25.55	(71)	199.97	(3213)	45.86	(455)	25.14	(79)
	195374	MONTILLET Carole	1.25	(3)	202.55	(3236)	5.82	(24)	0.04	(2)
195503	SUCHET Melanie	5.56	(22)	–		37.45	(318)	4.21	(11)	
GBR	225206	ALCOTT Chimene	5.86	(28)	21.58	(115)	19.25	(97)	18.38	(52)
GER	205378	ERTL Martina	5.75	(24)	4.27	(8)	3.23	(4)	3.39	(7)
	205117	GERG Hilde	0.89	(2)	60.83	(758)	28.59	(189)	0.57	(3)
	205119	HALTMAYR Petra	5.54	(21)	78.23	(1129)	25.80	(162)	16.74	(47)
	205872	HILD Ellen	31.80	(96)	131.18	(2294)	50.82	(553)	19.23	(54)
	205820	HUBER Isabelle	5.17	(16)	75.67	(1059)	36.29	(297)	19.91	(58)
	206001	RIESCH Maria	3.70	(6)	9.49	(41)	15.41	(61)	2.82	(6)
ITA	295738	BACHMANN Silke	173.64	(823)	14.96	(75)	10.21	(38)	20.36	(62)
	295136	CECCARELLI Daniela	4.75	(11)	94.30	(1490)	27.73	(176)	4.62	(14)



AUDI FIS SKI WORLD CUP 2003/04
7th LADIES SUPER-G
ALPHABETICAL LIST OF COMPETITORS



Number of Competitors: 56

Nation	FIS Code	Name	FIS Points (February 2004 List)							
			DH		SL		GS		SG	
ITA	296729	FANCHINI Nadia	36.99	(114)	25.29	(149)	20.79	(115)	24.59	(77)
	295449	KLEON Barbara	5.77	(25)	117.81	(2002)	13.85	(55)	18.46	(53)
	295588	KOSTNER Isolde	3.42	(5)	-		34.02	(266)	5.05	(18)
	296259	MOELGG Manuela	63.20	(218)	9.44	(40)	5.74	(22)	28.11	(89)
	295533	RECCHIA Lucia	27.59	(79)	103.62	(1703)	33.05	(257)	5.72	(24)
	295800	TAGLIABUE Elena	41.03	(127)	109.52	(1826)	50.30	(540)	30.18	(100)
NOR	425001	FLEMMEN Andrine	23.80	(65)	17.12	(89)	4.28	(11)	26.67	(86)
SLO	565243	MAZE Tina	31.15	(94)	23.92	(137)	4.40	(13)	32.73	(116)
	565037	SUHADOLC Mojca	6.00	(31)	204.90	(3252)	24.50	(148)	6.00	(31)
SPA	495318	RUIZ CASTILLO Carolina	30.51	(91)	40.26	(353)	16.75	(71)	15.44	(42)
SUI	515478	ALPIGER Ella	20.34	(61)	66.81	(870)	27.47	(173)	20.20	(61)
	515573	AUFDENBLATTEN Fraenzi	4.90	(13)	27.88	(176)	5.84	(25)	5.35	(23)
	515409	BERTHOD Sylviane	4.11	(8)	191.72	(3122)	38.67	(336)	15.27	(41)
	515348	BORCHI Catherine	4.96	(15)	76.03	(1072)	32.48	(244)	18.24	(50)
	515166	PIEREN Tanja	18.34	(55)	128.98	(2252)	26.30	(166)	15.44	(42)
	515560	SCHILD Martina	5.78	(26)	164.43	(2827)	34.49	(272)	21.21	(63)
	515170	STYGER Nadia	4.25	(9)	94.85	(1502)	18.02	(82)	4.38	(13)
SWE	505449	BENT Nike	46.47	(148)	26.09	(155)	28.03	(180)	43.96	(181)
	505260	HARGIN Janette	20.18	(60)	16.64	(85)	17.88	(79)	15.81	(46)
	505187	OTTOSSON Anna	76.35	(291)	4.88	(13)	4.28	(11)	15.09	(40)
	505483	PAERSON Anja	25.77	(74)	0.00	(1)	0.00	(1)	5.27	(20)
USA	537544	KILDOW Lindsey C.	4.92	(14)	18.42	(99)	17.19	(72)	15.74	(45)
	536473	LALIVE Caroline	5.35	(18)	48.38	(502)	11.44	(42)	4.03	(10)
	536884	LUDLOW Libby	23.48	(63)	172.64	(2920)	19.48	(99)	5.84	(27)
	537545	MANCUSO Julia	11.89	(39)	14.12	(67)	12.50	(47)	5.98	(29)
	536477	MENDES Jonna	5.43	(20)	121.72	(2101)	17.41	(75)	5.74	(26)

LEGEND
DH Downhill **SL** Slalom **GS** Giant Slalom **SG** Super-G

**AUDI FIS SKI WORLD CUP 2003/04**

7th LADIES SUPER-G

DRAW LIST BY POINTS

Number of Competitors: 56

No.	FIS Code	Name	Nation	WCSL-SG	WCSL-O	FIS-SG
1	55069	GOETSCHL Renate	AUT	453 (1)	1277 (2)	0.00 (1)
2	195374	MONTILLET Carole	FRA	450 (2)	1036 (4)	0.04 (2)
3	205117	GERG Hilde	GER	415 (3)	967 (5)	0.57 (3)
4	55198	DORFMEISTER Michaela	AUT	398 (4)	1069 (3)	0.82 (4)
5	55212	MEISSNITZER Alexandra	AUT	337 (5)	804 (8)	1.73 (5)
6	206001	RIESCH Maria	GER	264 (6)	754 (9)	2.82 (6)
7	205378	ERTL Martina	GER	226 (7)	950 (6)	3.39 (7)
8	106056	SIMARD Genevieve	CAN	195 (9)	323 (26)	3.85 (8)
9	536473	LALIVE Caroline	USA	183 (10)	376 (21)	4.03 (9)
10	195503	SUCHET Melanie	FRA	171 (11)	268 (33)	4.21 (10)
11	55261	OBERMOSER Brigitte	AUT	163 (12)	375 (22)	4.33 (11)
12	515170	STYGER Nadia	SUI	160 (13)	416 (15)	4.38 (12)
13	295136	CECCARELLI Daniela	ITA	144 (14)	335 (25)	4.62 (13)
14	55539	BERGER Silvia	AUT	141 (15)	263 (34)	4.66 (14)
15	195671	JACQUEMOD Ingrid	FRA	137 (16)	250 (37)	4.72 (15)
16	+400 295588	KOSTNER Isolde	ITA	115 (18)	416 (15)	5.05 (17)
17	+400 505483	PAERSON Anja	SWE	100 (20)	1544 (1)	5.27 (19)
18	55538	WIRTH Katja	AUT	124 (17)	190 (45)	4.91 (16)
19	55339	LECHNER Martina	AUT	107 (19)	107 (61)	5.17 (18)
20	105997	BRYDON Emily	CAN	96 (22)	294 (30)	5.33 (20)
21	515573	AUFDENBLATTEN Fraenzi	SUI	95 (23)	349 (24)	5.35 (21)
22	295533	RECCHIA Lucia	ITA	70 (24)	90 (68)	5.72 (22)
23	536477	MENDES Jonna	USA	69 (26)	179 (46)	5.74 (23)
24	536884	LUDLOW Libby	USA	62 (27)	103 (65)	5.84 (24)
25	537545	MANCUSO Julia	USA	53 (29)	174 (47)	5.98 (25)
26	195837	MATTEL Magda	FRA	52 (30)	77 (75)	5.99 (26)
27	225206	ALCOTT Chimene	GBR	51 (31)	140 (56)	18.38 (37)
28	55052	SCHNEIDER Tanja	AUT	46 (33)	107 (61)	12.26 (28)
29	205119	HALTMAYR Petra	GER	45 (34)	144 (54)	16.74 (35)
30	565037	SUHADOLC Mojca	SLO	41 (35)	50 (87)	6.00 (27)
31	+400 505187	OTTOSSON Anna	SWE	8 (55)	411 (17)	15.09 (29)
32	515409	BERTHOD Sylviane	SUI	28 (39)	263 (34)	15.27 (30)
33	515166	PIEREN Tanja	SUI	23 (44)	23 (108)	15.44 (32)
34	495318	RUIZ CASTILLO Carolina	SPA	9 (53)	10 (116)	15.44 (31)
35	537544	KILDOW Lindsey C.	USA	40 (36)	210 (43)	15.74 (33)
36	505260	HARGIN Janette	SWE	26 (41)	37 (93)	15.81 (34)

**AUDI FIS SKI WORLD CUP 2003/04**

7th LADIES SUPER-G

DRAW LIST BY POINTS

Number of Competitors: 56

No.	FIS Code	Name	Nation	WCSL-SG	WCSL-O	FIS-SG
37	515348	BORGI Catherine	SUI	28 (39)	198 (44)	18.24 (36)
38	295449	KLEON Barbara	ITA	40 (36)	132 (57)	18.46 (38)
39	205872	HILD Ellen	GER	-	3 (131)	19.23 (39)
40	205820	HUBER Isabelle	GER	31 (38)	165 (48)	19.91 (40)
41	515478	ALPIGER Ella	SUI	15 (50)	25 (104)	20.20 (41)
42	295738	BACHMANN Silke	ITA	-	59 (82)	20.36 (42)
43	515560	SCHILD Martina	SUI	23 (44)	99 (66)	21.21 (43)
44	195920	GIVELET Anne-Laure	FRA	18 (47)	42 (92)	23.25 (44)
45	195311	DUVILLARD Julie	FRA	-	9 (119)	23.70 (45)
46	55576	GOERGL Elisabeth	AUT	-	390 (20)	24.58 (46)
47	296729	FANCHINI Nadia	ITA	-	-	24.59 (47)
48	195868	MEILLEUR Karine	FRA	9 (53)	25 (104)	25.14 (48)
49	425001	FLEMMEN Andrine	NOR	14 (51)	240 (38)	26.67 (49)
50	296259	MOELGG Manuela	ITA	-	145 (53)	28.11 (50)
51	155415	ZAHROBSKA Sarka	CZE	-	240 (38)	28.93 (51)
52	105741	FORSYTH Allison	CAN	-	153 (51)	29.60 (52)
53	295800	TAGLIABUE Elena	ITA	1 (63)	1 (136)	30.18 (53)
54	565243	MAZE Tina	SLO	-	253 (36)	32.73 (54)
55	505449	BENT Nike	SWE	-	-	43.96 (55)
56	106593	SPLAWINSKI Sophie	CAN	-	-	46.12 (56)

LEGEND**+400** More than 400 points on WCSL-O after 15th place or after 30th place**WCSL-SG** World Cup Start List points for Super-G**FIS-SG** FIS points for Super-G**WCSL-O** Overall WCSL points
No. Control Number

21-02-2004 / Åre (SWE) / 5188

Page 2/2

Data Processing by SWATCH

www.fis-ski.com

SWATCH Timing

Generation Date: FRI 20 FEB 2004

Time: 18:06 Swatch Internet Time: @754

Document: 45A 1.0

**AUDI FIS SKI WORLD CUP 2003/04**

7th LADIES SUPER-G

START LIST

Jury			Technical Data	
TD FIS	A. HOLM	NOR	Course Name	Olympia
Referee	K. HOCH	FIS	Start Altitude	934 m
Assistant Referee	J. TISCHHAUSER	FIS	Finish Altitude	419 m
Chief of Race	J. HEDSTROEM	SWE	Vertical Drop	515 m
			Course Length	1801 m
			Homologation Number	7350/12/03

Race Information

Course Setter	V. GHIRARDI	ITA		
Number of Gates	35			
Turning Gates	31			
Start Time	12:30			
Forerunners	A - B. SVAERO	SWE	F - O. FRIBERG	SWE
	B - K. BLOME	SWE	G - J. RYDBERG	SWE
	C - D. ERICSON	SWE	H - K. KLING	SWE
	D - J. STENMARK	SWE	I - C. LESSNERT	SWE
	E - M. HEMMINGSSON	SWE	J - E. KLING	SWE

Number of Competitors: 56

Bib	FIS Code	Name	Year of Birth	Nation	Time	Ski
1	565037	SUHADOLC Mojca	1975	SLO		ROSSIGNOL
2	205119	HALTMAYR Petra	1975	GER		VÖLKL
3	55052	SCHNEIDER Tanja	1974	AUT		ROSSIGNOL
4	225206	ALCOTT Chimene	1982	GBR		FISCHER
5	195837	MATTEL Magda	1980	FRA		DYNASTAR
6	537545	MANCUSO Julia	1984	USA		ROSSIGNOL
7	536884	LUDLOW Libby	1981	USA		SALOMON
8	536477	MENDES Jonna	1979	USA		FISCHER
9	295533	RECCHIA Lucia	1980	ITA		VÖLKL
10	515573	AUFDENBLATTEN Fraenzi	1981	SUI		SALOMON
11	105997	BRYDON Emily	1980	CAN		SALOMON
12	55339	LECHNER Martina	1978	AUT		BLIZZARD
13	55538	WIRTH Katja	1980	AUT		BLIZZARD
14	505483	PAERSON Anja	1981	SWE		SALOMON
15	295588	KOSTNER Isolde	1975	ITA		FISCHER
16	195671	JACQUEMOD Ingrid	1978	FRA		SALOMON
17	55539	BERGER Silvia	1980	AUT		FISCHER
18	295136	CECCARELLI Daniela	1975	ITA		DYNASTAR
19	515170	STYGER Nadia	1978	SUI		SALOMON

21-02-2004 / Åre (SWE) / 5188

Page 1/2

Data Processing by SWATCH

www.fis-ski.com

SWATCH Timing

Generation Date: FRI 20 FEB 2004

Time: 18:05 Swatch Internet Time: @753

Document: 51A 1.0

**AUDI FIS SKI WORLD CUP 2003/04**

7th LADIES SUPER-G

START LIST

Number of Competitors: 56

Bib	FIS Code	Name	Year of Birth	Nation	Time	Ski
20	55261	OBERMOSER Brigitte	1976	AUT	_____	BLIZZARD
21	195503	SUCHET Melanie	1976	FRA	_____	SALOMON
22	536473	LALIVE Caroline	1979	USA	_____	SALOMON
23	106056	SIMARD Genevieve	1980	CAN	_____	ROSSIGNOL
24	205378	ERTL Martina	1973	GER	_____	ROSSIGNOL
25	206001	RIESCH Maria	1984	GER	_____	HEAD
26	55212	MEISSNITZER Alexandra	1973	AUT	_____	VÖLKL
27	55198	DORFMEISTER Michaela	1973	AUT	_____	BLIZZARD
28	205117	GERG Hilde	1975	GER	_____	VÖLKL
29	195374	MONTILLET Carole	1973	FRA	_____	ROSSIGNOL
30	55069	GOETSCHL Renate	1975	AUT	_____	SALOMON
31	505187	OTTOSSON Anna	1976	SWE	_____	DYNASTAR
32	515409	BERTHOD Sylviane	1977	SUI	_____	SALOMON
33	515166	PIEREN Tanja	1978	SUI	_____	ROSSIGNOL
34	495318	RUIZ CASTILLO Carolina	1981	SPA	_____	DYNASTAR
35	537544	KILDOW Lindsey C.	1984	USA	_____	ROSSIGNOL
36	505260	HARGIN Janette	1977	SWE	_____	ROSSIGNOL
37	515348	BORGHI Catherine	1976	SUI	_____	FISCHER
38	295449	KLEON Barbara	1980	ITA	_____	DYNASTAR
39	205872	HILD Ellen	1982	GER	_____	HEAD
40	205820	HUBER Isabelle	1981	GER	_____	ROSSIGNOL
41	515478	ALPIGER Ella	1979	SUI	_____	FISCHER
42	295738	BACHMANN Silke	1977	ITA	_____	VÖLKL
43	515560	SCHILD Martina	1981	SUI	_____	VÖLKL
44	195920	GIVELET Anne-Laure	1981	FRA	_____	DYNASTAR
45	195311	DUVILLARD Julie	1978	FRA	_____	DYNASTAR
46	55576	GOERGL Elisabeth	1981	AUT	_____	VÖLKL
47	296729	FANCHINI Nadia	1986	ITA	_____	DYNASTAR
48	195868	MEILLEUR Karine	1980	FRA	_____	ROSSIGNOL
49	425001	FLEMMEN Andrine	1974	NOR	_____	ROSSIGNOL
50	296259	MOELGG Manuela	1983	ITA	_____	FISCHER
51	155415	ZAHROBSKA Sarka	1985	CZE	_____	HEAD
52	105741	FORSYTH Allison	1978	CAN	_____	ROSSIGNOL
53	295800	TAGLIABUE Elena	1977	ITA	_____	ROSSIGNOL
54	565243	MAZE Tina	1983	SLO	_____	ROSSIGNOL
55	505449	BENT Nike	1981	SWE	_____	ROSSIGNOL
56	106593	SPLAWINSKI Sophie	1985	CAN	_____	SALOMON

**AUDI FIS SKI WORLD CUP 2003/04**

7th LADIES SUPER-G

OFFICIAL RESULTS**Jury**

TD FIS	A. HOLM	NOR
Referee	K. HOCH	FIS
Assistant Referee	J. TISCHHAUSER	FIS
Chief of Race	J. HEDSTROEM	SWE

Technical Data

Course Name	Olympia
Start Altitude	934 m
Finish Altitude	419 m
Vertical Drop	515 m
Course Length	1801 m
Homologation Number	7350/12/03

Race Information

Course Setter	V. GHIRARDI	ITA
Number of Gates	35	
Turning Gates	31	
Start Time	12:30	

Forerunners	A - B. SVAERO	SWE	F - O. FRIBERG	SWE
	B - K. BLOME	SWE	G - J. RYDBERG	SWE
	C - D. ERICSON	SWE	H - K. KLING	SWE
	D - J. STENMARK	SWE	I - C. LESSNERT	SWE
	E - M. HEMMINGSSON	SWE	J - E. KLING	SWE

Weather: Cloudy Snow: Hard Temperature - Start: -6 °C Finish: 0 °C F-factor: 980

Number of Competitors: 56

Rank	Bib	FIS Code	Name	Year of Birth	Nation	Time	Diff.	Race Points	Ski
1	30	55069	GOETSCHL Renate	1975	AUT	1:09.22		0.00	SALOMON
2	29	195374	MONTILLET Carole	1973	FRA	1:09.44	0.22	3.11	ROSSIGNOL
3	20	55261	OBERMOSER Brigitte	1976	AUT	1:09.50	0.28	3.96	BLIZZARD
4	9	295533	RECCHIA Lucia	1980	ITA	1:09.52	0.30	4.25	VÖLKL
5	21	195503	SUCHET Melanie	1976	FRA	1:09.53	0.31	4.39	SALOMON
6	17	55539	BERGER Silvia	1980	AUT	1:09.54	0.32	4.53	FISCHER
7	19	515170	STYGER Nadia	1978	SUI	1:09.64	0.42	5.95	SALOMON
8	27	55198	DORFMEISTER Michaela	1973	AUT	1:09.69	0.47	6.65	BLIZZARD
9	22	536473	LALIVE Caroline	1979	USA	1:09.76	0.54	7.65	SALOMON
9	2	205119	HALTMAYR Petra	1975	GER	1:09.76	0.54	7.65	VÖLKL
11	7	536884	LUDLOW Libby	1981	USA	1:09.77	0.55	7.79	SALOMON
12	35	537544	KILDOW Lindsey C.	1984	USA	1:09.87	0.65	9.20	ROSSIGNOL
13	13	55538	WIRTH Katja	1980	AUT	1:09.90	0.68	9.63	BLIZZARD
14 W	56	106593	SPLAWINSKI Sophie	1985	CAN	1:10.00	0.78	11.04	SALOMON
15	24	205378	ERTL Martina	1973	GER	1:10.14	0.92	13.03	ROSSIGNOL
16	12	55339	LECHNER Martina	1978	AUT	1:10.16	0.94	13.31	BLIZZARD

#289 _____

**AUDI FIS SKI WORLD CUP 2003/04**

7th LADIES SUPER-G

OFFICIAL RESULTS

Number of Competitors: 56

Rank	Bib	FIS Code	Name	Year of Birth	Nation	Time	Diff.	Race Points	Ski
17	6	537545	MANCUSO Julia	1984	USA	1:10.21	0.99	14.02	ROSSIGNOL
18	49	425001	FLEMMEN Andrine	1974	NOR	1:10.23	1.01	14.30	ROSSIGNOL
19	23	106056	SIMARD Genevieve	1980	CAN	1:10.25	1.03	14.58	ROSSIGNOL
20	14	505483	PAERSON Anja	1981	SWE	1:10.56	1.34	18.97	SALOMON
21	54	565243	MAZE Tina	1983	SLO	1:10.80	1.58	22.37	ROSSIGNOL
22	1	565037	SUHADOLC Mojca	1975	SLO	1:10.87	1.65	23.36	ROSSIGNOL
23	41	515478	ALPIGER Ella	1979	SUI	1:10.91	1.69	23.93	FISCHER
24	32	515409	BERTHOD Sylviane	1977	SUI	1:10.96	1.74	24.63	SALOMON
25	33	515166	PIEREN Tanja	1978	SUI	1:11.13	1.91	27.04	ROSSIGNOL
26	47	296729	FANCHINI Nadia	1986	ITA	1:11.16	1.94	27.47	DYNASTAR
27	55	505449	BENT Nike	1981	SWE	1:11.17	1.95	27.61	ROSSIGNOL
27	45	195311	DUVILLARD Julie	1978	FRA	1:11.17	1.95	27.61	DYNASTAR
29	46	55576	GOERGL Elisabeth	1981	AUT	1:11.18	1.96	27.75	VÖLKL
30	11	105997	BRYDON Emily	1980	CAN	1:11.19	1.97	27.89	SALOMON
31	42	295738	BACHMANN Silke	1977	ITA	1:11.20	1.98	28.03	VÖLKL
32	5	195837	MATTEL Magda	1980	FRA	1:11.32	2.10	29.73	DYNASTAR
33	15	295588	KOSTNER Isolde	1975	ITA	1:11.43	2.21	31.29	FISCHER
34	44	195920	GIVELET Anne-Laure	1981	FRA	1:11.44	2.22	31.43	DYNASTAR
35	3	55052	SCHNEIDER Tanja	1974	AUT	1:11.68	2.46	34.83	ROSSIGNOL
36	37	515348	BORGHI Catherine	1976	SUI	1:11.69	2.47	34.97	FISCHER
36	31	505187	OTTOSSON Anna	1976	SWE	1:11.69	2.47	34.97	DYNASTAR
38	52	105741	FORSYTH Allison	1978	CAN	1:12.11	2.89	40.92	ROSSIGNOL
39	10	515573	AUFDENBLATTEN Fraenzi	1981	SUI	1:12.31	3.09	43.75	SALOMON
40	34	495318	RUIZ CASTILLO Carolina	1981	SPA	1:12.42	3.20	45.30	DYNASTAR
41	8	536477	MENDES Jonna	1979	USA	1:12.56	3.34	47.29	FISCHER
42	39	205872	HILD Ellen	1982	GER	1:12.79	3.57	50.54	HEAD

DID NOT START: 2 competitors

38	295449	KLEON Barbara	1980	ITA					DYNASTAR
51	155415	ZAHROBSKA Sarka	1985	CZE					HEAD

DID NOT FINISH: 12 competitors

4	225206	ALCOTT Chimene	1982	GBR					FISCHER
16	195671	JACQUEMOD Ingrid	1978	FRA					SALOMON
18	295136	CECCARELLI Daniela	1975	ITA					DYNASTAR
25	206001	RIESCH Maria	1984	GER					HEAD
26	55212	MEISSNITZER Alexandra	1973	AUT					VÖLKL
28	205117	GERG Hilde	1975	GER					VÖLKL
36	505260	HARGIN Janette	1977	SWE					ROSSIGNOL
40	205820	HUBER Isabelle	1981	GER					ROSSIGNOL
43	515560	SCHILD Martina	1981	SUI					VÖLKL
48	195868	MEILLEUR Karine	1980	FRA					ROSSIGNOL
50	296259	MOELGG Manuela	1983	ITA					FISCHER
53	295800	TAGLIABUE Elena	1977	ITA					ROSSIGNOL

#289



AUDI FIS SKI WORLD CUP 2003/04

7th LADIES SUPER-G
OFFICIAL RESULTS



Technical Delegate:

A. HOLM (NOR) #289

LEGEND

W WinStar is the athlete who realise the biggest jump within the first 15 who is started with bib 36 or higher

21-02-2004 / Åre (SWE) / 5188

Page 3/3

Data Processing by SWATCH

www.fis-ski.com

SWATCH Timing

Generation Date: SAT 21 FEB 2004

Time: 13:53 Swatch Internet Time: @578

Document: 73A 1.0

**AUDI FIS SKI WORLD CUP 2003/04**

7th LADIES SUPER-G

PENALTY CALCULATION**Best 10 at Finish**

Rank	Bib	FIS Code	Name	Nation	FIS Points	Best 5	Race Points
1	30	55069	GOETSCHL Renate	AUT	0.00	0.00	0.00
2	29	195374	MONTILLET Carole	FRA	0.04	0.04	3.11
3	20	55261	OBERMOSER Brigitte	AUT	4.33		
4	9	295533	RECCHIA Lucia	ITA	5.72		
5	21	195503	SUCHET Melanie	FRA	4.21	4.21	4.39
6	17	55539	BERGER Silvia	AUT	4.66		
7	19	515170	STYGER Nadia	SUI	4.38		
8	27	55198	DORFMEISTER Michaela	AUT	0.82	0.82	6.65
9	22	536473	LALIVE Caroline	USA	4.03	4.03	7.65
9	2	205119	HALTMAYR Petra	GER	16.74		

Best 5 FIS Points at Start

Rank	Bib	FIS Code	Name	Nation	FIS Points
1	30	55069	GOETSCHL Renate	AUT	0.00
2	29	195374	MONTILLET Carole	FRA	0.04
DNF	28	205117	GERG Hilde	GER	0.57
8	27	55198	DORFMEISTER Michaela	AUT	0.82
DNF	26	55212	MEISSNITZER Alexandra	AUT	1.73

TOTALS:

FIS Points of Best 5 at Start (B)	<u>3.16</u>		
FIS Points of Best at Finish in Top 10 (A)		<u>9.10</u>	
Race Points of Corresponding Competitors (C)			<u>21.80</u>
Calculated Penalty (A+B-C) : 10 =>	-0.954		
Rounded	-0.95		
Category Adder	0.00		
Correction Value (Z)	0.63		
Calculated Penalty	-1.58		
Penalty Applied	0.00		

#289



AUDI FIS SKI WORLD CUP 2003/04
7th LADIES SUPER-G
PERFORMANCE ANALYSIS 1



Number of Competitors: 42

Rank	Bib	Name	Nation	Positions			Partials			Difference		Speed	
				Pos.	Time	Rank	Pos.	Time	Rank	Time	Dist(m)	Pos.	km/h
1	30	GOETSCHL Renate	AUT	Int1: 15.04 (1) Int2: 40.80 (1) Fin: 1:09.22 (1)	I1-I2: 25.76 (1) I2-Fin: 28.42 (13)	0.00 0.00 0.00	0.00				Avg.: 93.67		
2	29	MONTILLET Carole	FRA	Int1: 15.12 (4) Int2: 41.27 (5) Fin: 1:09.44 (2)	I1-I2: 26.15 (10) I2-Fin: 28.17 (5)	0.08 0.47 0.22	5.71				Avg.: 93.37		
3	20	OBERMOSER Brigitte	AUT	Int1: 15.10 (2) Int2: 41.22 (4) Fin: 1:09.50 (3)	I1-I2: 26.12 (8) I2-Fin: 28.28 (7)	0.06 0.42 0.28	7.26				Avg.: 93.29		
4	9	RECCHIA Lucia	ITA	Int1: 15.21 (9) Int2: 41.37 (8) Fin: 1:09.52 (4)	I1-I2: 26.16 (12) I2-Fin: 28.15 (4)	0.17 0.57 0.30	7.77				Avg.: 93.26		
5	21	SUCHET Melanie	FRA	Int1: 15.49 (30) Int2: 41.59 (14) Fin: 1:09.53 (5)	I1-I2: 26.10 (6) I2-Fin: 27.94 (1)	0.45 0.79 0.31	8.03				Avg.: 93.25		
6	17	BERGER Silvia	AUT	Int1: 15.16 (6) Int2: 41.53 (13) Fin: 1:09.54 (6)	I1-I2: 26.37 (16) I2-Fin: 28.01 (2)	0.12 0.73 0.32	8.29				Avg.: 93.24		
7	19	STYGER Nadia	SUI	Int1: 15.20 (8) Int2: 40.96 (2) Fin: 1:09.64 (7)	I1-I2: 25.76 (1) I2-Fin: 28.68 (21)	0.16 0.16 0.42	10.86				Avg.: 93.10		
8	27	DORFMEISTER Michaela	AUT	Int1: 15.43 (24) Int2: 41.35 (6) Fin: 1:09.69 (8)	I1-I2: 25.92 (4) I2-Fin: 28.34 (8)	0.39 0.55 0.47	12.15				Avg.: 93.03		
9	22	LALIVE Caroline	USA	Int1: 15.28 (12) Int2: 41.16 (3) Fin: 1:09.76 (9)	I1-I2: 25.88 (3) I2-Fin: 28.60 (19)	0.24 0.36 0.54	13.94				Avg.: 92.94		
9	2	HALTMAYR Petra	GER	Int1: 15.30 (14) Int2: 41.40 (10) Fin: 1:09.76 (9)	I1-I2: 26.10 (6) I2-Fin: 28.36 (9)	0.26 0.60 0.54	13.94				Avg.: 92.94		
11	7	LUDLOW Libby	USA	Int1: 15.22 (10) Int2: 41.37 (8) Fin: 1:09.77 (11)	I1-I2: 26.15 (10) I2-Fin: 28.40 (12)	0.18 0.57 0.55	14.20				Avg.: 92.93		
12	35	KILDOW Lindsey C.	USA	Int1: 15.11 (3) Int2: 41.50 (12) Fin: 1:09.87 (12)	I1-I2: 26.39 (17) I2-Fin: 28.37 (10)	0.07 0.70 0.65	16.75				Avg.: 92.80		
13	13	WIRTH Katja	AUT	Int1: 15.30 (14) Int2: 41.83 (19) Fin: 1:09.90 (13)	I1-I2: 26.53 (23) I2-Fin: 28.07 (3)	0.26 1.03 0.68	17.52				Avg.: 92.76		



AUDI FIS SKI WORLD CUP 2003/04
7th LADIES SUPER-G
PERFORMANCE ANALYSIS 1



Number of Competitors: 42

Rank	Bib	Name	Nation	Positions			Partials			Difference		Speed	
				Pos.	Time	Rank	Pos.	Time	Rank	Time	Dist(m)	Pos.	km/h
14	56	SPLAWINSKI Sophie	CAN	Int1: 15.34 (18) Int2: 41.62 (16) Fin: 1:10.00 (14)	I1-I2: 26.28 (14) I2-Fin: 28.38 (11)	0.30 0.82 0.78	20.07	Avg.: 92.62					
15	24	ERTL Martina	GER	Int1: 15.45 (26) Int2: 41.65 (17) Fin: 1:10.14 (15)	I1-I2: 26.20 (13) I2-Fin: 28.49 (15)	0.41 0.85 0.92	23.62	Avg.: 92.44					
16	12	LECHNER Martina	AUT	Int1: 15.18 (7) Int2: 41.61 (15) Fin: 1:10.16 (16)	I1-I2: 26.43 (19) I2-Fin: 28.55 (18)	0.14 0.81 0.94	24.13	Avg.: 92.41					
17	6	MANCUSO Julia	USA	Int1: 15.48 (29) Int2: 41.97 (20) Fin: 1:10.21 (17)	I1-I2: 26.49 (21) I2-Fin: 28.24 (6)	0.44 1.17 0.99	25.40	Avg.: 92.35					
18	49	FLEMMEN Andrine	NOR	Int1: 15.42 (23) Int2: 41.41 (11) Fin: 1:10.23 (18)	I1-I2: 25.99 (5) I2-Fin: 28.82 (24)	0.38 0.61 1.01	25.90	Avg.: 92.32					
19	23	SIMARD Genevieve	CAN	Int1: 15.23 (11) Int2: 41.35 (6) Fin: 1:10.25 (19)	I1-I2: 26.12 (8) I2-Fin: 28.90 (27)	0.19 0.55 1.03	26.41	Avg.: 92.29					
20	14	PAERSON Anja	SWE	Int1: 15.33 (17) Int2: 41.66 (18) Fin: 1:10.56 (20)	I1-I2: 26.33 (15) I2-Fin: 28.90 (27)	0.29 0.86 1.34	34.20	Avg.: 91.89					
21	54	MAZE Tina	SLO	Int1: 15.47 (28) Int2: 42.31 (27) Fin: 1:10.80 (21)	I1-I2: 26.84 (27) I2-Fin: 28.49 (15)	0.43 1.51 1.58	40.19	Avg.: 91.58					
22	1	SUHADOLC Mojca	SLO	Int1: 15.51 (33) Int2: 41.98 (21) Fin: 1:10.87 (22)	I1-I2: 26.47 (20) I2-Fin: 28.89 (26)	0.47 1.18 1.65	41.93	Avg.: 91.49					
23	41	ALPIGER Ella	SUI	Int1: 15.34 (18) Int2: 42.15 (24) Fin: 1:10.91 (23)	I1-I2: 26.81 (25) I2-Fin: 28.76 (22)	0.30 1.35 1.69	42.92	Avg.: 91.43					
24	32	BERTHOD Sylviane	SUI	Int1: 15.12 (4) Int2: 42.02 (22) Fin: 1:10.96 (24)	I1-I2: 26.90 (28) I2-Fin: 28.94 (32)	0.08 1.22 1.74	44.16	Avg.: 91.37					
25	33	PIEREN Tanja	SUI	Int1: 15.74 (38) Int2: 42.14 (23) Fin: 1:11.13 (25)	I1-I2: 26.40 (18) I2-Fin: 28.99 (34)	0.70 1.34 1.91	48.36	Avg.: 91.15					
26	47	FANCHINI Nadia	ITA	Int1: 15.50 (32) Int2: 42.40 (30) Fin: 1:11.16 (26)	I1-I2: 26.90 (28) I2-Fin: 28.76 (22)	0.46 1.60 1.94	49.10	Avg.: 91.11					
27	55	BENT Nike	SWE	Int1: 15.73 (37) Int2: 42.74 (36) Fin: 1:11.17 (27)	I1-I2: 27.01 (30) I2-Fin: 28.43 (14)	0.69 1.94 1.95	49.35	Avg.: 91.10					
27	45	DUVILLARD Julie	FRA	Int1: 15.49 (30) Int2: 42.64 (34) Fin: 1:11.17 (27)	I1-I2: 27.15 (36) I2-Fin: 28.53 (17)	0.45 1.84 1.95	49.35	Avg.: 91.10					
29	46	GOERGL Elisabeth	AUT	Int1: 15.43 (24) Int2: 42.26 (25) Fin: 1:11.18 (29)	I1-I2: 26.83 (26) I2-Fin: 28.92 (30)	0.39 1.46 1.96	49.59	Avg.: 91.09					
30	11	BRYDON Emily	CAN	Int1: 15.41 (22) Int2: 42.54 (33) Fin: 1:11.19 (30)	I1-I2: 27.13 (35) I2-Fin: 28.65 (20)	0.37 1.74 1.97	49.84	Avg.: 91.07					



AUDI FIS SKI WORLD CUP 2003/04
7th LADIES SUPER-G
PERFORMANCE ANALYSIS 1



Number of Competitors: 42

Rank	Bib	Name	Nation	Positions			Partials			Difference		Speed	
				Pos.	Time	Rank	Pos.	Time	Rank	Time	Dist(m)	Pos.	km/h
31	42	BACHMANN Silke	ITA	Int1: 15.76 (41) Int2: 42.28 (26) Fin: 1:11.20 (31)	I1-I2: 26.52 (22) I2-Fin: 28.92 (30)	0.72 1.48 1.98	50.08	Avg.: 91.06					
32	5	MATTEL Magda	FRA	Int1: 15.29 (13) Int2: 42.36 (28) Fin: 1:11.32 (32)	I1-I2: 27.07 (34) I2-Fin: 28.96 (33)	0.25 1.56 2.10	53.03	Avg.: 90.91					
33	15	KOSTNER Isolde	ITA	Int1: 15.35 (20) Int2: 42.39 (29) Fin: 1:11.43 (33)	I1-I2: 27.04 (33) I2-Fin: 29.04 (36)	0.31 1.59 2.21	55.72	Avg.: 90.77					
34	44	GIVELET Anne-Laure	FRA	Int1: 15.67 (36) Int2: 42.40 (30) Fin: 1:11.44 (34)	I1-I2: 26.73 (24) I2-Fin: 29.04 (36)	0.63 1.60 2.22	55.97	Avg.: 90.76					
35	3	SCHNEIDER Tanja	AUT	Int1: 15.82 (42) Int2: 42.83 (37) Fin: 1:11.68 (35)	I1-I2: 27.01 (30) I2-Fin: 28.85 (25)	0.78 2.03 2.46	61.81	Avg.: 90.45					
36	37	BORGHI Catherine	SUI	Int1: 15.31 (16) Int2: 42.69 (35) Fin: 1:11.69 (36)	I1-I2: 27.38 (39) I2-Fin: 29.00 (35)	0.27 1.89 2.47	62.05	Avg.: 90.44					
36	31	OTTOSSON Anna	SWE	Int1: 15.46 (27) Int2: 42.47 (32) Fin: 1:11.69 (36)	I1-I2: 27.01 (30) I2-Fin: 29.22 (38)	0.42 1.67 2.47	62.05	Avg.: 90.44					
38	52	FORSYTH Allison	CAN	Int1: 15.75 (40) Int2: 43.21 (42) Fin: 1:12.11 (38)	I1-I2: 27.46 (40) I2-Fin: 28.90 (27)	0.71 2.41 2.89	72.18	Avg.: 89.91					
39	10	AUFDENBLATTEN Fraenzi	SUI	Int1: 15.61 (35) Int2: 43.07 (40) Fin: 1:12.31 (39)	I1-I2: 27.46 (40) I2-Fin: 29.24 (39)	0.57 2.27 3.09	76.96	Avg.: 89.66					
40	34	RUIZ CASTILLO Carolina	SPA	Int1: 15.60 (34) Int2: 42.90 (38) Fin: 1:12.42 (40)	I1-I2: 27.30 (37) I2-Fin: 29.52 (40)	0.56 2.10 3.20	79.58	Avg.: 89.53					
41	8	MENDES Jonna	USA	Int1: 15.74 (38) Int2: 43.04 (39) Fin: 1:12.56 (41)	I1-I2: 27.30 (37) I2-Fin: 29.52 (40)	0.70 2.24 3.34	82.90	Avg.: 89.36					
42	39	HILD Ellen	GER	Int1: 15.40 (21) Int2: 43.15 (41) Fin: 1:12.79 (42)	I1-I2: 27.75 (42) I2-Fin: 29.64 (42)	0.36 2.35 3.57	88.33	Avg.: 89.07					

LEGEND							
Pos	Intermediate or Speed Position	Dist(m)	Distance behind the first	Int2:	Intermediate 2	Fin:	Finish
Avg.	Average Speed for the race	Int1:	Intermediate 1				



AUDI FIS SKI WORLD CUP 2003/04
7th LADIES SUPER-G
PERFORMANCE ANALYSIS 2



Number of Competitors: 56

Bib	Name	Nation	Positions			Partials			Difference		Speed	
			Pos.	Time	Rank	Pos.	Time	Rank	Time	Dist(m)	Pos.	km/h
1	SUHADOLC Mojca	SLO	Int1: 15.51 (42) Int2: 41.98 (26) Fin: 1:10.87 (22)	I1-I2: 26.47 (24) I2-Fin: 28.89 (26)	0.47 1.18 1.65	41.93	Avg.: 91.49					
2	HALTMAYR Petra	GER	Int1: 15.30 (19) Int2: 41.40 (12) Fin: 1:09.76 (9)	I1-I2: 26.10 (7) I2-Fin: 28.36 (9)	0.26 0.60 0.54	13.94	Avg.: 92.94					
3	SCHNEIDER Tanja	AUT	Int1: 15.82 (53) Int2: 42.83 (44) Fin: 1:11.68 (35)	I1-I2: 27.01 (35) I2-Fin: 28.85 (25)	0.78 2.03 2.46	61.81	Avg.: 90.45					
4	ALCOTT Chimene	GBR	Int1: 15.48 (36) Int2: 41.88 (23) Fin: DNF	I1-I2: 26.40 (21) I2-Fin:	0.44 1.08		Avg.:					
5	MATTEL Magda	FRA	Int1: 15.29 (18) Int2: 42.36 (33) Fin: 1:11.32 (32)	I1-I2: 27.07 (39) I2-Fin: 28.96 (33)	0.25 1.56 2.10	53.03	Avg.: 90.91					
6	MANCUSO Julia	USA	Int1: 15.48 (36) Int2: 41.97 (25) Fin: 1:10.21 (17)	I1-I2: 26.49 (25) I2-Fin: 28.24 (6)	0.44 1.17 0.99	25.40	Avg.: 92.35					
7	LUDLOW Libby	USA	Int1: 15.22 (14) Int2: 41.37 (10) Fin: 1:09.77 (11)	I1-I2: 26.15 (11) I2-Fin: 28.40 (12)	0.18 0.57 0.55	14.20	Avg.: 92.93					
8	MENDES Jonna	USA	Int1: 15.74 (49) Int2: 43.04 (46) Fin: 1:12.56 (41)	I1-I2: 27.30 (42) I2-Fin: 29.52 (40)	0.70 2.24 3.34	82.90	Avg.: 89.36					
9	RECCHIA Lucia	ITA	Int1: 15.21 (13) Int2: 41.37 (10) Fin: 1:09.52 (4)	I1-I2: 26.16 (13) I2-Fin: 28.15 (4)	0.17 0.57 0.30	7.77	Avg.: 93.26					
10	AUFDENBLATTEN Fraenzi	SUI	Int1: 15.61 (46) Int2: 43.07 (47) Fin: 1:12.31 (39)	I1-I2: 27.46 (47) I2-Fin: 29.24 (39)	0.57 2.27 3.09	76.96	Avg.: 89.66					
11	BRYDON Emily	CAN	Int1: 15.41 (28) Int2: 42.54 (39) Fin: 1:11.19 (30)	I1-I2: 27.13 (40) I2-Fin: 28.65 (20)	0.37 1.74 1.97	49.84	Avg.: 91.07					
12	LECHNER Martina	AUT	Int1: 15.18 (11) Int2: 41.61 (17) Fin: 1:10.16 (16)	I1-I2: 26.43 (23) I2-Fin: 28.55 (18)	0.14 0.81 0.94	24.13	Avg.: 92.41					
13	WIRTH Katja	AUT	Int1: 15.30 (19) Int2: 41.83 (21) Fin: 1:09.90 (13)	I1-I2: 26.53 (27) I2-Fin: 28.07 (3)	0.26 1.03 0.68	17.52	Avg.: 92.76					



AUDI FIS SKI WORLD CUP 2003/04
7th LADIES SUPER-G
PERFORMANCE ANALYSIS 2



Number of Competitors: 56

Bib	Name	Nation	Positions			Partials			Difference		Speed	
			Pos.	Time	Rank	Pos.	Time	Rank	Time	Dist(m)	Pos.	km/h
14	PAERSON Anja	SWE	Int1: 15.33 (22) Int2: 41.66 (20) Fin: 1:10.56 (20)	I1-I2: 26.33 (17) I2-Fin: 28.90 (27)	0.29 0.86 1.34	34.20	Avg.: 91.89					
15	KOSTNER Isolde	ITA	Int1: 15.35 (25) Int2: 42.39 (34) Fin: 1:11.43 (33)	I1-I2: 27.04 (38) I2-Fin: 29.04 (36)	0.31 1.59 2.21	55.72	Avg.: 90.77					
16	JACQUEMOD Ingrid	FRA	Int1: 15.13 (7) Int2: 42.43 (37) Fin: DNF	I1-I2: 27.30 (42) I2-Fin:	0.09 1.63		Avg.:					
17	BERGER Silvia	AUT	Int1: 15.16 (9) Int2: 41.53 (15) Fin: 1:09.54 (6)	I1-I2: 26.37 (19) I2-Fin: 28.01 (2)	0.12 0.73 0.32	8.29	Avg.: 93.24					
18	CECCARELLI Daniela	ITA	Int1: 15.15 (8) Int2: 41.87 (22) Fin: DNF	I1-I2: 26.72 (28) I2-Fin:	0.11 1.07		Avg.:					
19	STYGER Nadia	SUI	Int1: 15.20 (12) Int2: 40.96 (3) Fin: 1:09.64 (7)	I1-I2: 25.76 (1) I2-Fin: 28.68 (21)	0.16 0.16 0.42	10.86	Avg.: 93.10					
20	OBERMOSER Brigitte	AUT	Int1: 15.10 (3) Int2: 41.22 (5) Fin: 1:09.50 (3)	I1-I2: 26.12 (9) I2-Fin: 28.28 (7)	0.06 0.42 0.28	7.26	Avg.: 93.29					
21	SUCHET Melanie	FRA	Int1: 15.49 (38) Int2: 41.59 (16) Fin: 1:09.53 (5)	I1-I2: 26.10 (7) I2-Fin: 27.94 (1)	0.45 0.79 0.31	8.03	Avg.: 93.25					
22	LALIVE Caroline	USA	Int1: 15.28 (17) Int2: 41.16 (4) Fin: 1:09.76 (9)	I1-I2: 25.88 (4) I2-Fin: 28.60 (19)	0.24 0.36 0.54	13.94	Avg.: 92.94					
23	SIMARD Genevieve	CAN	Int1: 15.23 (15) Int2: 41.35 (8) Fin: 1:10.25 (19)	I1-I2: 26.12 (9) I2-Fin: 28.90 (27)	0.19 0.55 1.03	26.41	Avg.: 92.29					
24	ERTL Martina	GER	Int1: 15.45 (33) Int2: 41.65 (19) Fin: 1:10.14 (15)	I1-I2: 26.20 (15) I2-Fin: 28.49 (15)	0.41 0.85 0.92	23.62	Avg.: 92.44					
25	RIESCH Maria	GER	Int1: 15.24 (16) Int2: Fin: DNF	I1-I2: I2-Fin:	0.20		Avg.:					
26	MEISSNITZER Alexandra	AUT	Int1: 15.08 (2) Int2: 40.90 (2) Fin: DNF	I1-I2: 25.82 (3) I2-Fin:	0.04 0.10		Avg.:					
27	DORFMEISTER Michaela	AUT	Int1: 15.43 (31) Int2: 41.35 (8) Fin: 1:09.69 (8)	I1-I2: 25.92 (5) I2-Fin: 28.34 (8)	0.39 0.55 0.47	12.15	Avg.: 93.03					
28	GERG Hilde	GER	Int1: 15.16 (9) Int2: 41.33 (7) Fin: DNF	I1-I2: 26.17 (14) I2-Fin:	0.12 0.53		Avg.:					
29	MONTILLET Carole	FRA	Int1: 15.12 (5) Int2: 41.27 (6) Fin: 1:09.44 (2)	I1-I2: 26.15 (11) I2-Fin: 28.17 (5)	0.08 0.47 0.22	5.71	Avg.: 93.37					
30	GOETSCHL Renate	AUT	Int1: 15.04 (1) Int2: 40.80 (1) Fin: 1:09.22 (1)	I1-I2: 25.76 (1) I2-Fin: 28.42 (13)	0.00 0.00 0.00	0.00	Avg.: 93.67					



AUDI FIS SKI WORLD CUP 2003/04
7th LADIES SUPER-G
PERFORMANCE ANALYSIS 2



Number of Competitors: 56

Bib	Name	Nation	Positions			Partials			Difference		Speed	
			Pos.	Time	Rank	Pos.	Time	Rank	Time	Dist(m)	Pos.	km/h
31	OTTOSSON Anna	SWE	Int1: 15.46 (34) Int2: 42.47 (38) Fin: 1:11.69 (36)	I1-I2: 27.01 (35) I2-Fin: 29.22 (38)	0.42 1.67 2.47	62.05	Avg.: 90.44					
32	BERTHOD Sylviane	SUI	Int1: 15.12 (5) Int2: 42.02 (27) Fin: 1:10.96 (24)	I1-I2: 26.90 (33) I2-Fin: 28.94 (32)	0.08 1.22 1.74	44.16	Avg.: 91.37					
33	PIEREN Tanja	SUI	Int1: 15.74 (49) Int2: 42.14 (28) Fin: 1:11.13 (25)	I1-I2: 26.40 (21) I2-Fin: 28.99 (34)	0.70 1.34 1.91	48.36	Avg.: 91.15					
34	RUIZ CASTILLO Carolina	SPA	Int1: 15.60 (45) Int2: 42.90 (45) Fin: 1:12.42 (40)	I1-I2: 27.30 (42) I2-Fin: 29.52 (40)	0.56 2.10 3.20	79.58	Avg.: 89.53					
35	KILDOW Lindsey C.	USA	Int1: 15.11 (4) Int2: 41.50 (14) Fin: 1:09.87 (12)	I1-I2: 26.39 (20) I2-Fin: 28.37 (10)	0.07 0.70 0.65	16.75	Avg.: 92.80					
36	HARGIN Janette	SWE	Int1: 15.56 (44) Int2: 41.92 (24) Fin: DNF	I1-I2: 26.36 (18) I2-Fin:	0.52 1.12		Avg.:					
37	BORGHI Catherine	SUI	Int1: 15.31 (21) Int2: 42.69 (42) Fin: 1:11.69 (36)	I1-I2: 27.38 (46) I2-Fin: 29.00 (35)	0.27 1.89 2.47	62.05	Avg.: 90.44					
38	KLEON Barbara	ITA	Int1: Int2: Fin: DNS	I1-I2: I2-Fin:			Avg.:					
39	HILD Ellen	GER	Int1: 15.40 (27) Int2: 43.15 (48) Fin: 1:12.79 (42)	I1-I2: 27.75 (49) I2-Fin: 29.64 (42)	0.36 2.35 3.57	88.33	Avg.: 89.07					
40	HUBER Isabelle	GER	Int1: Int2: Fin: DNF	I1-I2: I2-Fin:			Avg.:					
41	ALPIGER Ella	SUI	Int1: 15.34 (23) Int2: 42.15 (29) Fin: 1:10.91 (23)	I1-I2: 26.81 (30) I2-Fin: 28.76 (22)	0.30 1.35 1.69	42.92	Avg.: 91.43					
42	BACHMANN Silke	ITA	Int1: 15.76 (52) Int2: 42.28 (31) Fin: 1:11.20 (31)	I1-I2: 26.52 (26) I2-Fin: 28.92 (30)	0.72 1.48 1.98	50.08	Avg.: 91.06					
43	SCHILD Martina	SUI	Int1: 15.53 (43) Int2: Fin: DNF	I1-I2: I2-Fin:	0.49		Avg.:					
44	GIVELET Anne-Laure	FRA	Int1: 15.67 (47) Int2: 42.40 (35) Fin: 1:11.44 (34)	I1-I2: 26.73 (29) I2-Fin: 29.04 (36)	0.63 1.60 2.22	55.97	Avg.: 90.76					
45	DUVILLARD Julie	FRA	Int1: 15.49 (38) Int2: 42.64 (40) Fin: 1:11.17 (27)	I1-I2: 27.15 (41) I2-Fin: 28.53 (17)	0.45 1.84 1.95	49.35	Avg.: 91.10					
46	GOERGL Elisabeth	AUT	Int1: 15.43 (31) Int2: 42.26 (30) Fin: 1:11.18 (29)	I1-I2: 26.83 (31) I2-Fin: 28.92 (30)	0.39 1.46 1.96	49.59	Avg.: 91.09					
47	FANCHINI Nadia	ITA	Int1: 15.50 (41) Int2: 42.40 (35) Fin: 1:11.16 (26)	I1-I2: 26.90 (33) I2-Fin: 28.76 (22)	0.46 1.60 1.94	49.10	Avg.: 91.11					



AUDI FIS SKI WORLD CUP 2003/04
7th LADIES SUPER-G
PERFORMANCE ANALYSIS 2



Number of Competitors: 56

Bib	Name	Nation	Positions			Partials			Difference		Speed		
			Pos.	Time	Rank	Pos.	Time	Rank	Time	Dist(m)	Pos.	km/h	Rank
48	MEILLEUR Karine	FRA	Int1: Int2: Fin:	15.49 DNF	(38)	I1-I2: I2-Fin:			0.45			Avg.:	
49	FLEMMEN Andrine	NOR	Int1: Int2: Fin:	15.42 41.41 1:10.23	(29) (13) (18)	I1-I2: I2-Fin:	25.99 (6) 28.82 (24)		0.38 0.61 1.01	25.90		Avg.:	92.32
50	MOELGG Manuela	ITA	Int1: Int2: Fin:	15.42 DNF	(29)	I1-I2: I2-Fin:			0.38			Avg.:	
51	ZAHROBSKA Sarka	CZE	Int1: Int2: Fin:			I1-I2: I2-Fin:						Avg.:	
52	FORSYTH Allison	CAN	Int1: Int2: Fin:	15.75 43.21 1:12.11	(51) (49) (38)	I1-I2: I2-Fin:	27.46 (47) 28.90 (27)		0.71 2.41 2.89	72.18		Avg.:	89.91
53	TAGLIABUE Elena	ITA	Int1: Int2: Fin:	15.37 42.67 DNF	(26) (41)	I1-I2: I2-Fin:	27.30 (42)		0.33 1.87			Avg.:	
54	MAZE Tina	SLO	Int1: Int2: Fin:	15.47 42.31 1:10.80	(35) (32) (21)	I1-I2: I2-Fin:	26.84 (32) 28.49 (15)		0.43 1.51 1.58	40.19		Avg.:	91.58
55	BENT Nike	SWE	Int1: Int2: Fin:	15.73 42.74 1:11.17	(48) (43) (27)	I1-I2: I2-Fin:	27.01 (35) 28.43 (14)		0.69 1.94 1.95	49.35		Avg.:	91.10
56	SPLAWINSKI Sophie	CAN	Int1: Int2: Fin:	15.34 41.62 1:10.00	(23) (18) (14)	I1-I2: I2-Fin:	26.28 (16) 28.38 (11)		0.30 0.82 0.78	20.07		Avg.:	92.62

LEGEND							
Pos	Intermediate or Speed Position	Dist(m)	Distance behind the first	Int2:	Intermediate 2	DNS	Did Not Start
Avg.	Average Speed for the race	Int1:	Intermediate 1	DNF	Did Not Finish	Fin:	Finish



AUDI FIS SKI WORLD CUP



AUDI FIS SKI WORLD CUP 2003/04

AFTER 7th LADIES SUPER-G SUPER-G FIS WCSL LIST

Rank	FIS Code	Name	Nation	Competition Dates and Locations							Base - X + Y = WCSL-SG			
				1	2	3	4	5	6	7				
				7 DEC 2003 Lake Louise (CAN)	4 JAN 2004 Megève (FRA)	11 JAN 2004 Veysonnaz (SUI)	14 JAN 2004 Cortina d'Ampezzo (ITA)	16 JAN 2004 Cortina d'Ampezzo (ITA)	1 FEB 2004 Haus im Ennstal (AUT)	21 FEB 2004 Åre (SWE)				
Number of Competitors: 69														
1	55069	GOETSCHL Renate	AUT	100	80	-	36	100	15	100	490	429	431	492
2	195374	MONTILLET Carole	FRA	32	50	45	45	50	100	80	511	447	402	466
3	55198	DORFMEISTER Michaela	AUT	80	60	80	6	13	60	32	398	348	331	381
4	205117	GERG Hilde	GER	60	45	100	60	60	20	-	281	246	345	380
5	55212	MEISSNITZER Alexandra	AUT	3	100	36	22	32	45	-	395	346	238	287
6	206001	RIESCH Maria	GER	22	-	20	80	36	100	-	24	21	258	261
7	195503	SUCHET Melanie	FRA	10	36	10	26	40	40	45	36	32	207	211
8	205378	ERTL Martina	GER	29	-	32	4	80	8	16	291	255	169	205
9	536473	LALIVE Caroline	USA	16	26	24	50	22	11	29	136	119	178	195
10	515170	STYGER Nadia	SUI	45	-	32	40	26	13	36	15	13	192	194
11	55261	OBERMOSER Brigitte	AUT	-	8	26	14	5	50	60	239	209	163	193
12	106056	SIMARD Genevieve	CAN	6	1	40	100	-	18	12	120	105	177	192
13	536138	CLARK Kirsten L	USA	50	40	7	15	29	-	-	332	291	141	182
14	55539	BERGER Silvia	AUT	8	24	60	9	16	12	40	49	43	169	175
15	55538	WIRTH Katja	AUT	26	16	16	36	1	16	20	52	46	131	137
16	195671	JACQUEMOD Ingrid	FRA	14	32	50	13	-	7	-	83	73	116	126
17	55339	LECHNER Martina	AUT	40	-	22	8	9	26	15	9	8	120	121
18	295533	RECCHIA Lucia	ITA	7	-	15	1	22	14	50	44	39	109	114
19	295136	CECCARELLI Daniela	ITA	-	5	9	29	-	29	-	289	253	72	108
19	505483	PAERSON Anja	SWE	-	29	13	11	18	22	11	30	26	104	108
21	295588	KOSTNER Isolde	ITA	-	24	2	20	11	32	-	106	93	89	102
22	105997	BRYDON Emily	CAN	14	9	14	18	15	7	1	77	67	78	88
23	515573	AUFDENBLATTEN Fraenzi	SUI	-	3	12	16	45	-	-	75	66	76	85
24	536884	LUDLOW Libby	USA	-	-	18	7	15	10	24	48	42	74	80
25	205119	HALTMAYR Petra	GER	10	-	-	3	8	24	29	-	-	74	74
26	537544	KILDOW Lindsey C.	USA	-	-	-	-	-	40	22	-	-	62	62
27	537545	MANCUSO Julia	USA	11	-	-	26	3	-	14	53	46	54	61
28	195837	MATTEL Magda	FRA	40	-	5	2	-	5	-	-	-	52	52
29	225206	ALCOTT Chimene	GBR	24	14	-	-	12	-	-	4	4	50	50
30	295342	PUTZER Karen	ITA	-	-	-	-	-	-	-	394	345	-	49





AUDI FIS SKI WORLD CUP



AUDI FIS SKI WORLD CUP 2003/04

AFTER 7th LADIES SUPER-G SUPER-G FIS WCSL LIST

Rank	FIS Code	Name	Nation	Competition Dates and Locations							Base	- X	+ Y	= WCSL-SG
				1	2	3	4	5	6	7				
				7 DEC 2003 Lake Louise (CAN)	4 JAN 2004 Megève (FRA)	11 JAN 2004 Veysonnaz (SUI)	14 JAN 2004 Cortina d'Ampezzo (ITA)	16 JAN 2004 Cortina d'Ampezzo (ITA)	1 FEB 2004 Haus im Ennstal (AUT)	21 FEB 2004 Åre (SWE)				
Number of Competitors: 69														
31	55052	SCHNEIDER Tanja	AUT	-	6	6	12	11	-	-	44	39	35	40
32	295449	KLEON Barbara	ITA	2	-	11	-	24	-	-	13	11	37	39
33	536477	MENDES Jonna	USA	-	-	4	-	2	-	-	251	220	6	37
33	565037	SUHADOLC Mojca	SLO	-	-	-	10	4	-	9	109	95	23	37
35	385022	KOSTELIC Janica	CRO	-	-	-	-	-	-	-	281	246	-	35
36	515098	REY BELLET Corinne	SUI	-	-	-	-	-	-	-	242	212	-	30
37	205820	HUBER Isabelle	GER	-	13	4	-	-	10	-	16	14	27	29
38	515166	PIEREN Tanja	SUI	20	-	-	-	-	1	6	7	6	27	28
39	425001	FLEMMEN Andrine	NOR	12	2	-	-	-	-	13	-	-	27	27
40	515409	BERTHOD Sylviane	SUI	4	-	-	6	-	-	7	73	64	17	26
41	515348	BORGHI Catherine	SUI	-	20	-	-	-	2	-	25	22	22	25
41	105546	TURGEON Melanie	CAN	-	-	-	-	-	-	-	203	178	-	25
43	505260	HARGIN Janette	SWE	-	11	-	-	7	3	-	22	19	21	24
44	515478	ALPIGER Ella	SUI	15	-	-	-	-	-	8	-	-	23	23
44	515560	SCHILD Martina	SUI	-	18	-	-	-	5	-	-	-	23	23
46	205392	HAEUSL Regina	GER	-	16	-	-	-	-	-	35	31	16	20
47	55588	RUMPFHUBER Ingrid	AUT	18	-	-	-	-	-	-	3	3	18	18
47	106593	SPLAWINSKI Sophie	CAN	-	-	-	-	-	-	18	-	-	18	18
49	296217	COLETTI Alexandra	ITA	-	10	1	-	6	-	-	-	-	17	17
49	195920	GIVELET Anne-Laure	FRA	5	12	-	-	-	-	-	3	3	17	17
51	55313	ROHREGGER Eveline	AUT	-	-	-	-	-	-	-	98	86	-	12
52	565243	MAZE Tina	SLO	-	-	-	-	-	-	10	-	-	10	10
52	55596	WILHELM Kathrin	AUT	1	-	8	-	-	-	-	6	5	9	10
54	195868	MEILLEUR Karine	FRA	-	7	-	-	-	-	-	7	6	7	8
54	515403	MUELLER Tamara	SUI	-	-	-	-	-	-	-	63	55	-	8
56	296729	FANCHINI Nadia	ITA	-	-	-	-	-	-	5	-	-	5	5
57	505449	BENT Nike	SWE	-	-	-	-	-	-	4	-	-	4	4
57	195311	DUVILLARD Julie	FRA	-	-	-	-	-	-	4	-	-	4	4
57	105662	LEFRANCOIS Anne Marie	CAN	-	4	-	-	-	-	-	-	-	4	4
57	505187	OTTOSSON Anna	SWE	-	-	-	-	-	-	-	32	28	-	4





AUDI FIS SKI WORLD CUP



AUDI FIS SKI WORLD CUP 2003/04 AFTER 7th LADIES SUPER-G SUPER-G FIS WCSL LIST

Rank	FIS Code	Name	Nation	Races							Base - X + Y = WCSL-SG			
				1	2	3	4	5	6	7	Base	- X	+ Y	WCSL-SG
				7 DEC 2003 Lake Louise (CAN)	4 JAN 2004 Megève (FRA)	11 JAN 2004 Veysonnaz (SUI)	14 JAN 2004 Cortina d'Ampezzo (ITA)	16 JAN 2004 Cortina d'Ampezzo (ITA)	1 FEB 2004 Haus im Ennstal (AUT)	21 FEB 2004 Åre (SWE)				
57	495318	RUIZ CASTILLO Carolina	SPA	-	-	-	-	-	-	-	35	31	-	4
57	485062	ZELENSKAJA Warwara	RUS	-	-	-	-	-	-	-	32	28	-	4
63	295463	BASSIS Patrizia	ITA	-	-	-	-	-	-	-	22	19	-	3
63	515429	DUMERMUTH Monika	SUI	-	-	-	-	-	-	-	24	21	-	3
63	55290	HEREGGER Selina	AUT	-	-	-	-	-	-	-	22	19	-	3
63	505632	LINDELL-VIKARBY Jessica	SWE	-	-	-	-	-	-	-	22	19	-	3
63	535529	MONAHAN Kathleen	USA	-	-	-	-	-	-	-	25	22	-	3
68	55576	GOERGL Elisabeth	AUT	-	-	-	-	-	-	2	-	-	2	2
69	295462	MAJ Chiara	ITA	-	-	-	-	-	-	-	5	4	-	1

Number of Competitors per Nation until 60th position


AUT : 11	CAN : 5	CRO : 1	FRA : 7	GBR : 1	GER : 6
ITA : 7	NOR : 1	RUS : 1	SLO : 2	SPA : 1	SUI : 9
SWE : 4	USA : 6				

LEGEND	
Base	Last season WCSL points
X	(Base / number of planned races in the current season) * number of completed races in the current season
Y	WC points won in the current season
WCSL-SG	World Cup Start List points for Super-G





AUDI FIS SKI WORLD CUP



AUDI FIS SKI WORLD CUP 2003/04 AFTER 7th LADIES SUPER-G OVERALL FIS WCSL LIST

Number of Competitors: 145

Rank	FIS Code	Name	Nation	WCSL	DH	SL	GS	SG	K
1	505483	PAERSON Anja	SWE	1552	17 (45)	844 (1)	583 (1)	108 (19)	–
2	55069	GOETSCHL Renate	AUT	1316	626 (1)	7 (53)	191 (16)	492 (1)	–
3	55198	DORFMEISTER Michaela	AUT	1052	378 (4)	–	257 (7)	381 (3)	36 (13)
3	195374	MONTILLET Carole	FRA	1052	507 (3)	–	79 (24)	466 (2)	–
5	205117	GERG Hilde	GER	932	541 (2)	–	11 (47)	380 (4)	–
6	205378	ERTL Martina	GER	929	79 (24)	267 (7)	258 (6)	205 (8)	120 (2)
7	55690	HOSP Nicole	AUT	815	–	392 (4)	343 (2)	–	80 (6)
8	55212	MEISSNITZER Alexandra	AUT	754	213 (10)	–	254 (8)	287 (5)	–
9	206001	RIESCH Maria	GER	751	274 (6)	42 (36)	69 (27)	261 (6)	105 (3)
10	385022	KOSTELIC Janica	CRO	584	15 (49)	243 (9)	91 (23)	35 (35)	200 (1)
11	536138	CLARK Kirsten L	USA	569	263 (7)	–	106 (19)	182 (13)	18 (19)
11	185140	POUTIAINEN Tanja	FIN	569	–	308 (6)	261 (5)	–	–
13	55590	SCHILD Marlies	AUT	510	–	452 (2)	8 (51)	–	50 (10)
14	515170	STYGER Nadia	SUI	450	222 (9)	–	34 (37)	194 (10)	–
15	515268	NEF Sonja	SUI	434	–	224 (10)	210 (10)	–	–
16	505187	OTTOSSON Anna	SWE	407	–	196 (13)	207 (13)	4 (57)	–
17	55261	OBERMOSER Brigitte	AUT	405	120 (17)	–	70 (26)	193 (11)	22 (17)
18	295588	KOSTNER Isolde	ITA	403	301 (5)	–	–	102 (21)	–
19	205636	BERGMANN-SCHMUDERER	GER	394	–	394 (3)	–	–	–
20	55576	GOERGL Elisabeth	AUT	392	–	181 (16)	209 (12)	2 (68)	–
21	536481	SCHLEPER Sarah	USA	391	–	191 (14)	200 (15)	–	–
22	536473	LALIVE Caroline	USA	388	117 (18)	–	24 (42)	195 (9)	52 (9)
23	515573	AUFDENBLATTEN Fraenzi	SUI	339	160 (13)	–	78 (25)	85 (23)	16 (20)
24	295342	PUTZER Karen	ITA	325	16 (47)	–	210 (10)	49 (30)	50 (10)
25	106056	SIMARD Genevieve	CAN	320	25 (38)	–	65 (29)	192 (12)	38 (12)
26	195249	PEQUEGNOT Laure	FRA	315	–	315 (5)	–	–	–
27	515370	OESTER Marlies	SUI	310	–	111 (22)	99 (20)	–	100 (4)
28	295445	KARBON Denise	ITA	308	–	2 (59)	306 (3)	–	–
28	195503	SUCHET Melanie	FRA	308	97 (22)	–	–	211 (7)	–
30	295136	CECCARELLI Daniela	ITA	299	174 (11)	–	2 (60)	108 (19)	15 (22)
31	55539	BERGER Silvia	AUT	297	–	–	122 (18)	175 (14)	–
32	535825	KOZNICK Kristina	USA	293	–	244 (8)	49 (34)	–	–
33	105997	BRYDON Emily	CAN	286	174 (11)	–	–	88 (22)	24 (15)
34	495065	RIENDA CONTRERAS M.	SPA	274	–	6 (55)	268 (4)	–	–
35	565243	MAZE Tina	SLO	263	–	–	253 (9)	10 (52)	–
36	515409	BERTHOD Sylviane	SUI	261	235 (8)	–	–	26 (40)	–





AUDI FIS SKI WORLD CUP



AUDI FIS SKI WORLD CUP 2003/04 AFTER 7th LADIES SUPER-G OVERALL FIS WCSL LIST

Number of Competitors: 145

Rank	FIS Code	Name	Nation	WCSL	DH	SL	GS	SG	K
37	425001	FLEMMEN Andrine	NOR	253	21 (42)	–	205 (14)	27 (39)	–
38	195377	PASCAL Christel	FRA	240	–	214 (12)	26 (41)	–	–
38	155415	ZAHROBSKA Sarka	CZE	240	–	183 (15)	2 (60)	–	55 (8)
40	195671	JACQUEMOD Ingrid	FRA	239	113 (19)	–	–	126 (16)	–
41	295435	GIUS Nicole	ITA	234	–	136 (21)	98 (21)	–	–
42	537544	KILDOW Lindsey C.	USA	232	158 (14)	12 (50)	–	62 (26)	–
43	55302	EGGER Sabine	AUT	216	–	216 (11)	–	–	–
44	55538	WIRTH Katja	AUT	203	52 (31)	–	–	137 (15)	14 (23)
45	515348	BORGHI Catherine	SUI	195	154 (15)	–	–	25 (41)	16 (20)
46	537545	MANCUSO Julia	USA	182	22 (41)	15 (48)	3 (58)	61 (27)	81 (5)
47	205119	HALTMAYR Petra	GER	173	99 (21)	–	–	74 (25)	–
48	425051	ROGNMO Trine-bakke	NOR	164	–	164 (17)	–	–	–
49	205115	GERG Annemarie	GER	163	–	163 (18)	–	–	–
49	205820	HUBER Isabelle	GER	163	134 (16)	–	–	29 (37)	–
51	105741	FORSYTH Allison	CAN	153	–	2 (59)	151 (17)	–	–
52	536477	MENDES Jonna	USA	147	109 (20)	–	1 (64)	37 (33)	–
52	705287	ZUZULOVA Veronika	SVK	147	–	147 (19)	–	–	–
54	296259	MOELGG Manuela	ITA	145	–	27 (41)	94 (22)	–	24 (15)
55	425458	VIKEN Line	NOR	141	–	141 (20)	–	–	–
56	225206	ALCOTT Chimene	GBR	139	68 (28)	–	21 (43)	50 (29)	–
57	295533	RECCHIA Lucia	ITA	134	20 (43)	–	–	114 (18)	–
58	295449	KLEON Barbara	ITA	131	77 (25)	–	15 (44)	39 (32)	–
59	505084	NOWEN Ylva	SWE	130	–	79 (28)	51 (31)	–	–
60	537772	STIEGLER Resi	USA	125	–	99 (26)	–	–	26 (14)
61	55339	LECHNER Martina	AUT	121	–	–	–	121 (17)	–
61	536884	LUDLOW Libby	USA	121	29 (36)	–	12 (46)	80 (24)	–
63	55759	KIRCHGASSER Michaela	AUT	112	–	103 (25)	9 (50)	–	–
64	385027	FLEISS Nika	CRO	107	–	107 (23)	–	–	–
65	505610	BORSSEN Therese	SWE	104	–	104 (24)	–	–	–
66	55052	SCHNEIDER Tanja	AUT	101	59 (29)	–	2 (60)	40 (31)	–
67	515560	SCHILD Martina	SUI	99	76 (26)	–	–	23 (44)	–
68	106022	JANYK Britt	CAN	90	–	21 (44)	69 (27)	–	–
69	537446	MCCARTY Bryna	USA	85	85 (23)	–	–	–	–
70	505632	LINDELL-VIKARBY Jessica	SWE	83	6 (55)	–	13 (45)	3 (63)	61 (7)
70	55359	TRUPPE Karin	AUT	83	–	83 (27)	–	–	–
72	55596	WILHELM Kathrin	AUT	82	72 (27)	–	–	10 (52)	–





AUDI FIS SKI WORLD CUP



AUDI FIS SKI WORLD CUP 2003/04 AFTER 7th LADIES SUPER-G OVERALL FIS WCSL LIST

Number of Competitors: 145

Rank	FIS Code	Name	Nation	WCSL	DH	SL	GS	SG	K
73	195837	MATTEL Magda	FRA	77	25 (38)	–	–	52 (28)	–
73	55691	SPONRING Christine	AUT	77	4 (57)	73 (30)	–	–	–
75	295265	CERESA Annalisa	ITA	76	–	76 (29)	–	–	–
76	55588	RUMPFHUBER Ingrid	AUT	74	56 (30)	–	–	18 (47)	–
77	205392	HAEUSL Regina	GER	72	52 (31)	–	–	20 (46)	–
78	505271	EKMAN Susanne	SWE	71	–	64 (31)	7 (54)	–	–
79	515098	REY BELLET Corinne	SUI	64	34 (34)	–	–	30 (36)	–
80	295738	BACHMANN Silke	ITA	59	–	10 (51)	49 (34)	–	–
81	425389	NILSEN Stina Hofgard	NOR	56	–	–	56 (30)	–	–
82	296008	MERIGHETTI Daniela	ITA	55	–	5 (56)	50 (33)	–	–
83	55313	ROHREGGER Eveline	AUT	54	–	–	42 (36)	12 (51)	–
84	105546	TURGEON Melanie	CAN	53	28 (37)	–	–	25 (41)	–
85	515092	GRUENENFELDER Corina	SUI	51	–	51 (32)	–	–	–
85	355002	HEEB–BATLINER Birgit	LIE	51	–	–	51 (31)	–	–
87	385032	JELUSIC Ana	CRO	49	–	46 (34)	3 (58)	–	–
88	185058	RAITA Henna	FIN	47	–	47 (33)	–	–	–
89	565037	SUHADOLC Mojca	SLO	46	9 (52)	–	–	37 (33)	–
90	105662	LEFRANCOIS Anne Marie	CAN	45	41 (33)	–	–	4 (57)	–
91	195215	VIDAL Vanessa	FRA	44	–	44 (35)	–	–	–
92	195920	GIVELET Anne–Laure	FRA	41	24 (40)	–	–	17 (49)	–
93	425380	BREMSETH Lisa	NOR	37	–	37 (37)	–	–	–
94	565207	DABIC Lea	SLO	35	–	13 (49)	–	–	22 (17)
94	505260	HARGIN Janette	SWE	35	11 (50)	–	–	24 (43)	–
96	425443	BIRKELUND Karina	NOR	34	–	34 (38)	–	–	–
96	106402	VANDERBEEK Kelly	CAN	34	34 (34)	–	–	–	–
98	515478	ALPIGER Ella	SUI	33	10 (51)	–	–	23 (44)	–
99	515095	KUMMER Lilian	SUI	31	–	–	31 (38)	–	–
100	295927	PLANATSCHER Maddalena	ITA	30	–	–	30 (39)	–	–
100	415069	RIEGLER Claudia	NZE	30	–	30 (39)	–	–	–
102	515166	PIEREN Tanja	SUI	28	–	–	–	28 (38)	–
102	155047	ZAKOURILOVA Petra	CZE	28	–	28 (40)	–	–	–
104	195931	PELTIER Audrey	FRA	27	–	–	27 (40)	–	–
105	296217	COLETTI Alexandra	ITA	26	9 (52)	–	–	17 (49)	–
106	305287	HIROI Noriyo	JPN	24	–	24 (42)	–	–	–
106	195868	MEILLEUR Karine	FRA	24	16 (47)	–	–	8 (54)	–
106	55388	RAICH Carina	AUT	24	–	24 (42)	–	–	–





AUDI FIS SKI WORLD CUP



AUDI FIS SKI WORLD CUP 2003/04 AFTER 7th LADIES SUPER-G OVERALL FIS WCSL LIST

Number of Competitors: 145

Rank	FIS Code	Name	Nation	WCSL	DH	SL	GS	SG	K
109	355038	WALTER Jessica	LIE	21	-	21 (44)	-	-	-
110	55290	HEREGGER Selina	AUT	20	17 (45)	-	-	3 (63)	-
111	565097	PRETNAR Spela	SLO	19	-	19 (46)	-	-	-
112	296473	SIORPAES Wendy	ITA	18	18 (44)	-	-	-	-
112	106593	SPLAWINSKI Sophie	CAN	18	-	-	-	18 (47)	-
114	425359	BERNTSEN Hedda	NOR	16	-	16 (47)	-	-	-
115	195311	DUVILLARD Julie	FRA	13	4 (57)	-	5 (56)	4 (57)	-
115	515403	MUELLER Tamara	SUI	13	5 (56)	-	-	8 (54)	-
117	195927	LAZIER Laurence	FRA	11	-	-	11 (47)	-	-
118	195905	COLOMBAN Emmanuelle	FRA	10	-	-	10 (49)	-	-
119	565109	DOVZAN Alenka	SLO	8	-	-	8 (51)	-	-
119	105884	KELLY Gail	CAN	8	-	-	8 (51)	-	-
119	296073	MORANDINI Claudia	ITA	8	-	8 (52)	-	-	-
122	515429	DUMERMUTH Monika	SUI	7	4 (57)	-	-	3 (63)	-
122	305092	KASHIWAGI Kumiko	JPN	7	-	7 (53)	-	-	-
122	536479	POWERS Alison	USA	7	7 (54)	-	-	-	-
125	106527	ACTON Brigitte	CAN	6	-	-	6 (55)	-	-
126	296729	FANCHINI Nadia	ITA	5	-	-	-	5 (56)	-
126	535529	MONAHAN Kathleen	USA	5	2 (62)	-	-	3 (63)	-
126	495318	RUIZ CASTILLO Carolina	SPA	5	-	-	1 (64)	4 (57)	-
129	295463	BASSIS Patrizia	ITA	4	1 (63)	-	-	3 (63)	-
129	505449	BENT Nike	SWE	4	-	-	-	4 (57)	-
129	515496	IMLIG Corinne	SUI	4	4 (57)	-	-	-	-
129	537230	KELLEY Jessica C	USA	4	-	-	4 (57)	-	-
129	485062	ZELENSKAJA Warwara	RUS	4	-	-	-	4 (57)	-
134	565004	BOKAL Natasa	SLO	3	-	3 (57)	-	-	-
134	205872	HILD Ellen	GER	3	3 (61)	-	-	-	-
134	65038	PERSYN Karen	BEL	3	-	3 (57)	-	-	-
137	515534	DICHT Erika	SUI	2	-	-	2 (60)	-	-
137	505335	HULTDIN Malin	SWE	2	-	2 (59)	-	-	-
139	55383	BLASER Karin	AUT	1	1 (63)	-	-	-	-
139	195912	DE LEYMARIE Florine	FRA	1	-	1 (62)	-	-	-
139	195193	DUVILLARD Kristina	FRA	1	-	-	1 (64)	-	-
139	495107	GALINDO SANTOLARIA Ana	SPA	1	-	-	1 (64)	-	-
139	295462	MAJ Chiara	ITA	1	-	-	-	1 (69)	-
139	515766	SUTER Fabienne	SUI	1	-	-	1 (64)	-	-





AUDI FIS SKI WORLD CUP



AUDI FIS SKI WORLD CUP 2003/04 AFTER 7th LADIES SUPER-G OVERALL FIS WCSL LIST

Number of Competitors: 145

Rank	FIS Code	Name	Nation	WCSL	DH	SL	GS	SG	K
139	295807	VIERIN Sonia	ITA	1	-	-	1 (64)	-	-

LEGEND

GS Giant Slalom points **SG** Super-G points **DH** Downhill points **WCSL** Overall points **SL** Slalom points
K Combined points

21-02-2004 / Åre (SWE) / 5188

Page 5/5

www.fis-ski.com

Generation Date: SAT 21 FEB 2004


Time: 13:57 Swatch Internet Time: @581

Document: 60B 1.0





AUDI FIS SKI WORLD CUP



AUDI FIS SKI WORLD CUP 2003/04 7th LADIES SUPER-G SUPER-G FIS WORLD CUP STANDINGS


Number of Competitors: 54

Rank	FIS Code	Name	Nation	Race Dates and Locations							WC-SG	Diff.
				1	2	3	4	5	6	7		
				7 DEC 2003 Lake Louise (CAN)	4 JAN 2004 Megève (FRA)	11 JAN 2004 Veysonnaz (SUI)	14 JAN 2004 Cortina d'Ampezzo (ITA)	16 JAN 2004 Cortina d'Ampezzo (ITA)	1 FEB 2004 Haus im Ennstal (AUT)	21 FEB 2004 Åre (SWE)		
1	55069	GOETSCHL Renate	AUT	100	80	-	36	100	15	100	431	
2	195374	MONTILLET Carole	FRA	32	50	45	45	50	100	80	402	- 29
3	205117	GERG Hilde	GER	60	45	100	60	60	20	-	345	- 86
4	55198	DORFMEISTER Michaela	AUT	80	60	80	6	13	60	32	331	- 100
5	206001	RIESCH Maria	GER	22	-	20	80	36	100	-	258	- 173
6	55212	MEISSNITZER Alexandra	AUT	3	100	36	22	32	45	-	238	- 193
7	195503	SUCHET Melanie	FRA	10	36	10	26	40	40	45	207	- 224
8	515170	STYGER Nadia	SUI	45	-	32	40	26	13	36	192	- 239
9	536473	LALIVE Caroline	USA	16	26	24	50	22	11	29	178	- 253
10	106056	SIMARD Genevieve	CAN	6	1	40	100	-	18	12	177	- 254
11	55539	BERGER Silvia	AUT	8	24	60	9	16	12	40	169	- 262
11	205378	ERTL Martina	GER	29	-	32	4	80	8	16	169	- 262
13	55261	OBERMOSER Brigitte	AUT	-	8	26	14	5	50	60	163	- 268
14	536138	CLARK Kirsten L	USA	50	40	7	15	29	-	-	141	- 290
15	55538	WIRTH Katja	AUT	26	16	16	36	1	16	20	131	- 300
16	55339	LECHNER Martina	AUT	40	-	22	8	9	26	15	120	- 311
17	195671	JACQUEMOD Ingrid	FRA	14	32	50	13	-	7	-	116	- 315
18	295533	RECCHIA Lucia	ITA	7	-	15	1	22	14	50	109	- 322
19	505483	PAERSON Anja	SWE	-	29	13	11	18	22	11	104	- 327
20	295588	KOSTNER Isolde	ITA	-	24	2	20	11	32	-	89	- 342
21	105997	BRYDON Emily	CAN	14	9	14	18	15	7	1	78	- 353
22	515573	AUFDENBLATTEN Fraenzi	SUI	-	3	12	16	45	-	-	76	- 355
23	205119	HALTMAYR Petra	GER	10	-	-	3	8	24	29	74	- 357
23	536884	LUDLOW Libby	USA	-	-	18	7	15	10	24	74	- 357
25	295136	CECCARELLI Daniela	ITA	-	5	9	29	-	29	-	72	- 359
26	537544	KILDOW Lindsey C.	USA	-	-	-	-	-	40	22	62	- 369
27	537545	MANCUSO Julia	USA	11	-	-	26	3	-	14	54	- 377
28	195837	MATTEL Magda	FRA	40	-	5	2	-	5	-	52	- 379
29	225206	ALCOTT Chimene	GBR	24	14	-	-	12	-	-	50	- 381
30	295449	KLEON Barbara	ITA	2	-	11	-	24	-	-	37	- 394





AUDI FIS SKI WORLD CUP



AUDI FIS SKI WORLD CUP 2003/04 7th LADIES SUPER-G SUPER-G FIS WORLD CUP STANDINGS

7 DEC 2003 Lake Louise (CAN)
4 JAN 2004 Megève (FRA)
11 JAN 2004 Veysonnaz (SUI)
14 JAN 2004 Cortina d'Ampezzo (ITA)
16 JAN 2004 Cortina d'Ampezzo (ITA)
1 FEB 2004 Haus im Ennstal (AUT)
21 FEB 2004 Åre (SWE)

Number of Competitors: 54

Rank	FIS Code	Name	Nation	1	2	3	4	5	6	7	WC-SG	Diff.
31	55052	SCHNEIDER Tanja	AUT	-	6	6	12	11	-	-	35	- 396
32	425001	FLEMMEN Andrine	NOR	12	2	-	-	-	-	13	27	- 404
32	205820	HUBER Isabelle	GER	-	13	4	-	-	10	-	27	- 404
32	515166	PIEREN Tanja	SUI	20	-	-	-	-	1	6	27	- 404
35	515478	ALPIGER Ella	SUI	15	-	-	-	-	-	8	23	- 408
35	515560	SCHILD Martina	SUI	-	18	-	-	-	5	-	23	- 408
35	565037	SUHADOLC Mojca	SLO	-	-	-	10	4	-	9	23	- 408
38	515348	BORGHI Catherine	SUI	-	20	-	-	-	2	-	22	- 409
39	505260	HARGIN Janette	SWE	-	11	-	-	7	3	-	21	- 410
40	55588	RUMPFHUBER Ingrid	AUT	18	-	-	-	-	-	-	18	- 413
40	106593	SPLAWINSKI Sophie	CAN	-	-	-	-	-	-	18	18	- 413
42	515409	BERTHOD Sylviane	SUI	4	-	-	6	-	-	7	17	- 414
42	296217	COLETTI Alexandra	ITA	-	10	1	-	6	-	-	17	- 414
42	195920	GIVELET Anne-Laure	FRA	5	12	-	-	-	-	-	17	- 414
45	205392	HAEUSL Regina	GER	-	16	-	-	-	-	-	16	- 415
46	565243	MAZE Tina	SLO	-	-	-	-	-	-	10	10	- 421
47	55596	WILHELM Kathrin	AUT	1	-	8	-	-	-	-	9	- 422
48	195868	MEILLEUR Karine	FRA	-	7	-	-	-	-	-	7	- 424
49	536477	MENDES Jonna	USA	-	-	4	-	2	-	-	6	- 425
50	296729	FANCHINI Nadia	ITA	-	-	-	-	-	-	5	5	- 426
51	505449	BENT Nike	SWE	-	-	-	-	-	-	4	4	- 427
51	195311	DUVILLARD Julie	FRA	-	-	-	-	-	-	4	4	- 427
51	105662	LEFRANCOIS Anne Marie	CAN	-	4	-	-	-	-	-	4	- 427
54	55576	GOERGL Elisabeth	AUT	-	-	-	-	-	-	2	2	- 429

LEGEND

WC-SG World Cup points for Super-G Diff. Points Difference

21-02-2004 / Åre (SWE) / 5188

Page 2/2

www.fis-ski.com

Generation Date: SAT 21 FEB 2004

Time: 13:57 Swatch Internet Time: @581

Document: 25A 1.0





AUDI FIS SKI WORLD CUP



AUDI FIS SKI WORLD CUP 2003/04

7th LADIES SUPER-G

OVERALL FIS WORLD CUP STANDINGS

Number of Competitors: 116

Rank	FIS Code	Name	Nation	Points	DH	SL	GS	SG	K
					8 races	7 races	6 races	7 races	
1	505483	PAERSON Anja	SWE	1231	17 (42)	680 (1)	430 (1)	104 (19)	–
2	55069	GOETSCHL Renate	AUT	1208	580 (1)	7 (44)	190 (8)	431 (1)	–
3	195374	MONTILLET Carole	FRA	933	468 (3)	–	63 (25)	402 (2)	–
4	205117	GERG Hilde	GER	870	517 (2)	–	8 (43)	345 (3)	–
5	55198	DORFMEISTER Michaela	AUT	843	334 (4)	–	178 (11)	331 (4)	–
6	205378	ERTL Martina	GER	622	72 (26)	199 (6)	182 (9)	169 (11)	–
7	206001	RIESCH Maria	GER	620	261 (6)	35 (32)	66 (23)	258 (5)	–
8	55212	MEISSNITZER Alexandra	AUT	609	189 (10)	–	182 (9)	238 (6)	–
9	55690	HOSP Nicole	AUT	566	–	306 (4)	260 (2)	–	–
10	536138	CLARK Kirsten L	USA	456	228 (7)	–	87 (17)	141 (14)	–
11	515170	STYGER Nadia	SUI	445	220 (8)	–	33 (29)	192 (8)	–
12	185140	POUTIAINEN Tanja	FIN	405	–	190 (7)	215 (3)	–	–
13	295588	KOSTNER Isolde	ITA	377	288 (5)	–	–	89 (20)	–
14	55576	GOERGL Elisabeth	AUT	342	–	147 (12)	193 (7)	2 (54)	–
15	55590	SCHILD Marlies	AUT	333	–	325 (2)	8 (43)	–	–
16	205636	BERGMANN-SCHMUDERER	GER	315	–	315 (3)	–	–	–
17	505187	OTTOSSON Anna	SWE	301	–	146 (14)	155 (13)	–	–
18	515573	AUFDENBLATTEN Fraenzi	SUI	300	160 (12)	–	64 (24)	76 (22)	–
18	55261	OBERMOSER Brigitte	AUT	300	100 (18)	–	37 (28)	163 (13)	–
18	536481	SCHLEPER Sarah	USA	300	–	135 (15)	165 (12)	–	–
18	195503	SUCHET Melanie	FRA	300	93 (21)	–	–	207 (7)	–
22	536473	LALIVE Caroline	USA	292	107 (17)	–	7 (46)	178 (9)	–
23	515268	NEF Sonja	SUI	283	–	163 (9)	120 (15)	–	–
24	55539	BERGER Silvia	AUT	256	–	–	87 (17)	169 (11)	–
25	105997	BRYDON Emily	CAN	252	174 (11)	–	–	78 (21)	–
26	106056	SIMARD Genevieve	CAN	241	25 (36)	–	39 (27)	177 (10)	–
27	515409	BERTHOD Sylviane	SUI	237	220 (8)	–	–	17 (42)	–
28	537544	KILDOW Lindsey C.	USA	232	158 (14)	12 (40)	–	62 (26)	–
29	295136	CECCARELLI Daniela	ITA	231	159 (13)	–	–	72 (25)	–
30	295445	KARBON Denise	ITA	213	–	–	213 (4)	–	–
31	195671	JACQUEMOD Ingrid	FRA	212	96 (20)	–	–	116 (17)	–
32	535825	KOZNICK Kristina	USA	209	–	180 (8)	29 (32)	–	–
32	495065	RIENDA CONTRERAS M.	SPA	209	–	–	209 (5)	–	–
34	565243	MAZE Tina	SLO	204	–	–	194 (6)	10 (46)	–
35	195249	PEQUEGNOT Laure	FRA	202	–	202 (5)	–	–	–
36	425001	FLEMMEN Andrine	NOR	188	21 (39)	–	140 (14)	27 (32)	–





AUDI FIS SKI WORLD CUP



AUDI FIS SKI WORLD CUP 2003/04

7th LADIES SUPER-G

OVERALL FIS WORLD CUP STANDINGS

Number of Competitors: 116

Rank	FIS Code	Name	Nation	Points	DH	SL	GS	SG	K
					8 races	7 races	6 races	7 races	
37	55538	WIRTH Katja	AUT	174	43 (31)	–	–	131 (15)	–
38	205119	HALTMAYR Petra	GER	173	99 (19)	–	–	74 (23)	–
39	515348	BORGHI Catherine	SUI	163	141 (15)	–	–	22 (38)	–
40	515370	OESTER Marlies	SUI	161	–	74 (24)	87 (17)	–	–
41	55302	EGGER Sabine	AUT	158	–	158 (10)	–	–	–
42	205820	HUBER Isabelle	GER	153	126 (16)	–	–	27 (32)	–
42	155415	ZAHROBSKA Sarka	CZE	153	–	151 (11)	2 (53)	–	–
44	705287	ZUZULOVA Veronika	SVK	147	–	147 (12)	–	–	–
45	225206	ALCOTT Chimene	GBR	139	68 (27)	–	21 (36)	50 (29)	–
45	295435	GIUS Nicole	ITA	139	–	57 (26)	82 (20)	–	–
47	295449	KLEON Barbara	ITA	129	77 (24)	–	15 (39)	37 (30)	–
48	295533	RECCHIA Lucia	ITA	127	18 (40)	–	–	109 (18)	–
48	425458	VIKEN Line	NOR	127	–	127 (16)	–	–	–
50	195377	PASCAL Christel	FRA	123	–	100 (20)	23 (35)	–	–
51	55339	LECHNER Martina	AUT	120	–	–	–	120 (16)	–
51	425051	ROGNMO Trine-bakke	NOR	120	–	120 (17)	–	–	–
53	205115	GERG Annemarie	GER	113	–	113 (18)	–	–	–
53	536884	LUDLOW Libby	USA	113	27 (35)	–	12 (40)	74 (23)	–
55	505610	BORSSEN Therese	SWE	104	–	104 (19)	–	–	–
56	105741	FORSYTH Allison	CAN	100	–	–	100 (16)	–	–
56	55759	KIRCHGASSER Michaela	AUT	100	–	91 (22)	9 (42)	–	–
58	536477	MENDES Jonna	USA	98	92 (22)	–	–	6 (49)	–
59	515560	SCHILD Martina	SUI	97	74 (25)	–	–	23 (35)	–
60	55052	SCHNEIDER Tanja	AUT	94	59 (29)	–	–	35 (31)	–
61	537772	STIEGLER Resi	USA	92	–	92 (21)	–	–	–
62	385027	FLEISS Nika	CRO	86	–	86 (23)	–	–	–
63	296259	MOELGG Manuela	ITA	85	–	8 (43)	77 (21)	–	–
64	537545	MANCUSO Julia	USA	84	17 (42)	10 (41)	3 (52)	54 (27)	–
64	537446	MCCARTY Bryna	USA	84	84 (23)	–	–	–	–
66	195837	MATTEL Magda	FRA	77	25 (36)	–	–	52 (28)	–
67	55596	WILHELM Kathrin	AUT	75	66 (28)	–	–	9 (47)	–
68	55588	RUMPFHUBER Ingrid	AUT	73	55 (30)	–	–	18 (40)	–
69	295342	PUTZER Karen	ITA	72	–	–	72 (22)	–	–
70	205392	HAEUSL Regina	GER	59	43 (31)	–	–	16 (45)	–
71	55691	SPONRING Christine	AUT	58	–	58 (25)	–	–	–
72	295265	CERESA Annalisa	ITA	56	–	56 (27)	–	–	–





AUDI FIS SKI WORLD CUP



AUDI FIS SKI WORLD CUP 2003/04

7th LADIES SUPER-G

OVERALL FIS WORLD CUP STANDINGS


Number of Competitors: 116

Rank	FIS Code	Name	Nation	Points	DH	SL	GS	SG	K
					8 races	7 races	6 races	7 races	
73	55359	TRUPPE Karin	AUT	55	–	55 (28)	–	–	–
74	295738	BACHMANN Silke	ITA	46	–	5 (47)	41 (26)	–	–
74	385032	JELUSIC Ana	CRO	46	–	46 (29)	–	–	–
76	105662	LEFRANCOIS Anne Marie	CAN	45	41 (33)	–	–	4 (51)	–
77	505271	EKMAN Susanne	SWE	42	–	37 (30)	5 (48)	–	–
78	195920	GIVELET Anne-Laure	FRA	41	24 (38)	–	–	17 (42)	–
79	185058	RAITA Henna	FIN	37	–	37 (30)	–	–	–
80	106022	JANYK Britt	CAN	36	–	6 (46)	30 (30)	–	–
81	425443	BIRKELUND Karina	NOR	34	–	34 (33)	–	–	–
81	106402	VANDERBEEK Kelly	CAN	34	34 (34)	–	–	–	–
83	515478	ALPIGER Ella	SUI	33	10 (46)	–	–	23 (35)	–
83	515092	GRUENENFELDER Corina	SUI	33	–	33 (34)	–	–	–
85	505260	HARGIN Janette	SWE	30	9 (47)	–	–	21 (39)	–
85	296008	MERIGHETTI Daniela	ITA	30	–	–	30 (30)	–	–
87	515095	KUMMER Lilian	SUI	29	–	–	29 (32)	–	–
88	195931	PELTIER Audrey	FRA	27	–	–	27 (34)	–	–
88	515166	PIEREN Tanja	SUI	27	–	–	–	27 (32)	–
90	296217	COLETTI Alexandra	ITA	26	9 (47)	–	–	17 (42)	–
91	565037	SUHADOLC Mojca	SLO	25	2 (52)	–	–	23 (35)	–
91	155047	ZAKOURILOVA Petra	CZE	25	–	25 (35)	–	–	–
93	305287	HIROI Noriyo	JPN	24	–	24 (36)	–	–	–
94	195868	MEILLEUR Karine	FRA	21	14 (45)	–	–	7 (48)	–
94	355038	WALTER Jessica	LIE	21	–	21 (37)	–	–	–
96	425380	BREMSETH Lisa	NOR	20	–	20 (38)	–	–	–
97	295927	PLANATSCHER Maddalena	ITA	19	–	–	19 (37)	–	–
98	425389	NILSEN Stina Hofgard	NOR	18	–	–	18 (38)	–	–
98	296473	SIORPAES Wendy	ITA	18	18 (40)	–	–	–	–
98	106593	SPLAWINSKI Sophie	CAN	18	–	–	–	18 (40)	–
98	195215	VIDAL Vanessa	FRA	18	–	18 (39)	–	–	–
102	55290	HEREGGER Selina	AUT	16	16 (44)	–	–	–	–
103	195311	DUVILLARD Julie	FRA	13	4 (50)	–	5 (48)	4 (51)	–
104	195905	COLOMBAN Emmanuelle	FRA	10	–	–	10 (41)	–	–
105	55388	RAICH Carina	AUT	9	–	9 (42)	–	–	–
106	105884	KELLY Gail	CAN	8	–	–	8 (43)	–	–
107	305092	KASHIWAGI Kumiko	JPN	7	–	7 (44)	–	–	–
108	106527	ACTON Brigitte	CAN	6	–	–	6 (47)	–	–





AUDI FIS SKI WORLD CUP



AUDI FIS SKI WORLD CUP 2003/04

7th LADIES SUPER-G

OVERALL FIS WORLD CUP STANDINGS

Number of Competitors: 116

Rank	FIS Code	Name	Nation	Points	DH	SL	GS	SG	K
					8 races	7 races	6 races	7 races	
108	536479	POWERS Alison	USA	6	6 (49)	-	-	-	-
110	296729	FANCHINI Nadia	ITA	5	-	-	-	5 (50)	-
110	195927	LAZIER Laurence	FRA	5	-	-	5 (48)	-	-
112	505449	BENT Nike	SWE	4	-	-	-	4 (51)	-
112	537230	KELLEY Jessica C	USA	4	-	-	4 (51)	-	-
112	296073	MORANDINI Claudia	ITA	4	-	4 (48)	-	-	-
115	205872	HILD Ellen	GER	3	3 (51)	-	-	-	-
115	65038	PERSYN Karen	BEL	3	-	3 (49)	-	-	-

LEGEND

GS Giant Slalom points **SG** Super-G points **DH** Downhill points **Points** Overall points **SL** Slalom points
K Combined points

21-02-2004 / Åre (SWE) / 5188

Page 4/4

www.fis-ski.com

Generation Date: SAT 21 FEB 2004

Time: 13:57 Swatch Internet Time: @581

Document: 25B 1.0





AUDI FIS SKI WORLD CUP



AUDI FIS SKI WORLD CUP 2003/04

7th LADIES SUPER-G

WOMEN FIS NATION CUP


Number of Nations: 19

Place	Nation	Points	Diff.	DH	SL	GS	SG	K
1	AUT Austria	5389		1442	1156	1144	1647	-
2	GER Germany	2928	- 2461	1121	662	256	889	-
3	FRA France	1982	- 3407	724	320	133	805	-
4	USA United States of America	1970	- 3419	719	429	307	515	-
5	SUI Switzerland	1808	- 3581	825	270	333	380	-
6	SWE Sweden	1712	- 3677	26	967	590	129	-
7	ITA Italy	1577	- 3812	569	130	549	329	-
8	CAN Canada	740	- 4649	274	6	183	277	-
9	NOR Norway	507	- 4882	21	301	158	27	-
10	FIN Finland	442	- 4947	-	227	215	-	-
11	SLO Slovenia	229	- 5160	2	-	194	33	-
12	SPA Spain	209	- 5180	-	-	209	-	-
13	CZE Czech Republic	178	- 5211	-	176	2	-	-
14	SVK Slovakia	147	- 5242	-	147	-	-	-
15	GBR Great Britain	139	- 5250	68	-	21	50	-
16	CRO Croatia	132	- 5257	-	132	-	-	-
17	JPN Japan	31	- 5358	-	31	-	-	-
18	LIE Liechtenstein	21	- 5368	-	21	-	-	-
19	BEL Belgium	3	- 5386	-	3	-	-	-





AUDI FIS SKI WORLD CUP



AUDI FIS SKI WORLD CUP 2003/04 7th LADIES SUPER-G FIS OVERALL NATION CUP

Number of Nations: 22

Place	Nation	Overall			DH Points			SL Points			GS Points			SG Points			K Points		
		M+W	M	W	M+W	M	W	M+W	M	W	M+W	M	W	M+W	M	W	M+W	M	W
1	AUT	14114	8725	5389	5062	3620	1442	3135	1979	1156	2384	1240	1144	3214	1567	1647	319	319	-
2	ITA	4112	2535	1577	1113	544	569	1031	901	130	1411	862	549	528	199	329	29	29	-
3	USA	4058	2088	1970	1371	652	719	952	523	429	719	412	307	816	301	515	200	200	-
4	SUI	3989	2181	1808	1834	1009	825	484	214	270	542	209	333	917	537	380	212	212	-
5	FRA	3398	1416	1982	1192	468	724	662	342	320	550	417	133	904	99	805	90	90	-
6	GER	3222	294	2928	1172	51	1121	868	206	662	274	18	256	908	19	889	-	-	-
7	NOR	2581	2074	507	574	553	21	643	342	301	579	421	158	554	527	27	231	231	-
8	SWE	2500	788	1712	186	160	26	1278	311	967	662	72	590	283	154	129	91	91	-
9	FIN	1353	911	442	-	-	-	734	507	227	619	404	215	-	-	-	-	-	-
10	CAN	1327	587	740	374	100	274	264	258	6	313	130	183	376	99	277	-	-	-
11	SLO	671	442	229	29	27	2	352	352	-	217	23	194	33	-	33	40	40	-
12	CRO	403	271	132	-	-	-	327	195	132	62	62	-	14	14	-	-	-	-
13	CZE	220	42	178	-	-	-	176	-	176	2	-	2	-	-	-	42	42	-
14	GBR	219	80	139	68	-	68	80	80	-	21	-	21	50	-	50	-	-	-
15	SPA	209	-	209	-	-	-	-	-	-	209	-	209	-	-	-	-	-	-
16	LIE	196	175	21	70	70	-	36	15	21	10	10	-	80	80	-	-	-	-
17	JPN	152	121	31	-	-	-	152	121	31	-	-	-	-	-	-	-	-	-
18	SVK	147	-	147	-	-	-	147	-	147	-	-	-	-	-	-	-	-	-
19	RUS	26	26	-	-	-	-	-	-	-	-	-	-	-	-	-	26	26	-
20	AND	12	12	-	-	-	-	-	-	-	-	-	-	-	-	-	12	12	-
21	AUS	10	10	-	3	3	-	-	-	-	-	-	-	7	7	-	-	-	-
22	BEL	3	-	3	-	-	-	3	-	3	-	-	-	-	-	-	-	-	-





AUDI FIS SKI WORLD CUP



AUDI FIS SKI WORLD CUP 2003/04

AFTER 7th LADIES SUPER-G

MANUFACTURERS STANDINGS WOMEN presented by "DIE PRESSE"

Number of Manufacturers: 9

Place	Manufacturer	Points	Diff.	DH	SL	GS	SG	K
1	SALOMON	3305		935	860	775	735	-
2	VÖLKL	2380	- 925	605	850	405	520	-
3	ROSSIGNOL	2180	- 1125	515	300	735	630	-
4	BLIZZARD	770	- 2535	210	-	130	430	-
5	FISCHER	710	- 2595	460	-	60	190	-
6	HEAD	515	- 2790	160	125	50	180	-
7	DYNASTAR	480	- 2825	175	170	95	40	-
8	ATOMIC	280	- 3025	-	280	-	-	-
9	NORDICA	50	- 3255	-	50	-	-	-





AUDI FIS SKI WORLD CUP



AUDI FIS SKI WORLD CUP 2003/04

AFTER 7th LADIES SUPER-G

MANUFACTURERS STANDINGS OVERALL presented by "DIE PRESSE"

Number of Manufacturers: 11

Place	Manufacturer	Overall			DH Points			SL Points			GS Points			SG Points			K Points		
		M+W	M	W	M+W	M	W	M+W	M	W	M+W	M	W	M+W	M	W	M+W	M	W
1	ATOMIC	6800	6520	280	2900	2900	-	1170	890	280	1055	1055	-	1420	1420	-	255	255	-
2	SALOMON	4675	1370	3305	1155	220	935	1250	390	860	1395	620	775	875	140	735	-	-	-
3	ROSSIGNOL	3490	1310	2180	555	40	515	890	590	300	1125	390	735	630	-	630	290	290	-
4	VÖLKL	2745	365	2380	605	-	605	1215	365	850	405	-	405	520	-	520	-	-	-
5	FISCHER	1615	905	710	560	100	460	760	760	-	60	-	60	190	-	190	45	45	-
6	DYNASTAR	1380	900	480	435	260	175	215	45	170	290	195	95	320	280	40	120	120	-
7	HEAD	885	370	515	405	245	160	210	85	125	50	-	50	220	40	180	-	-	-
8	BLIZZARD	770	-	770	210	-	210	-	-	-	130	-	130	430	-	430	-	-	-
9	NORDICA	340	290	50	-	-	-	340	290	50	-	-	-	-	-	-	-	-	-
10	STÖCKLI	100	100	-	100	100	-	-	-	-	-	-	-	-	-	-	-	-	-
11	ELAN	40	40	-	-	-	-	-	-	-	-	-	-	-	-	-	40	40	-

