



AUDI FIS SKI WORLD CUP
1st LADIES DOWNHILL
ALPHABETICAL LIST OF COMPETITORS



Number of Competitors: 57

| Nation | FIS Code | Name | FIS Points (December 2003 List) | | | |
|------------|----------|------------------------------|---------------------------------|---------------|--------------|-------------|
| | | | DH | SL | GS | SG |
| AUS | 45071 | OWENS Jenny | 20.05 (66) | 38.84 (278) | 38.73 (322) | 25.06 (108) |
| AUT | 55198 | DORFMEISTER Michaela | 0.30 (2) | 44.23 (352) | 4.11 (10) | 1.45 (3) |
| | 55069 | GOETSCHL Renate | 0.00 (1) | 15.52 (73) | 23.34 (132) | 0.27 (2) |
| | 55290 | HEREGGER Selina | 13.75 (50) | 61.42 (643) | 15.81 (64) | 12.03 (33) |
| | 55212 | MEISSNITZER Alexandra | 3.08 (7) | 89.04 (1147) | 3.68 (7) | 1.49 (4) |
| | 55261 | OBERMOSER Brigitte | 3.70 (9) | 78.60 (941) | 5.56 (24) | 3.49 (13) |
| | 55588 | RUMPFHUBER Ingrid | 9.56 (39) | 50.46 (463) | 27.82 (177) | 15.58 (50) |
| | 55052 | SCHNEIDER Tanja | 30.99 (102) | – | 18.36 (92) | 5.99 (29) |
| | 55596 | WILHELM Kathrin | 5.69 (26) | 77.08 (909) | 17.43 (84) | 17.25 (59) |
| | 55538 | WIRTH Katja | 5.28 (20) | 52.44 (496) | 18.10 (91) | 5.89 (26) |
| CAN | 105859 | BOUCHER Sara–Maude | 32.93 (110) | 26.90 (151) | 40.40 (340) | 29.58 (128) |
| | 105997 | BRYDON Emily | 7.26 (37) | 18.32 (92) | 19.19 (95) | 5.57 (21) |
| | 105662 | LEFRANCOIS Anne Marie | 9.95 (42) | 81.61 (998) | 50.10 (503) | 19.60 (72) |
| | 106319 | RISLER Christina | 44.52 (149) | 107.98 (1481) | 35.95 (280) | 32.25 (141) |
| | 106056 | SIMARD Genevieve | 16.47 (58) | 31.56 (189) | 5.72 (25) | 5.02 (16) |
| | 106402 | VANDERBEEK Kelly | 10.97 (45) | 49.55 (427) | 42.35 (364) | 25.09 (110) |
| FRA | 195920 | GIVELET Anne–Laure | 26.59 (91) | 86.43 (1086) | 26.22 (160) | 18.84 (69) |
| | 195671 | JACQUEMOD Ingrid | 4.13 (10) | 145.46 (2072) | 19.49 (97) | 5.49 (20) |
| | 195837 | MATTEL Magda | 16.22 (57) | 231.87 (2777) | 50.02 (500) | 13.67 (41) |
| | 195374 | MONTILLET Carole | 1.02 (3) | 202.34 (2599) | 5.91 (29) | 0.00 (1) |
| | 195503 | SUCHET Melanie | 5.99 (30) | – | 48.04 (455) | 6.00 (31) |
| GBR | 225206 | ALCOTT Chimene | 26.43 (89) | 21.37 (109) | 17.09 (79) | 17.10 (57) |
| GER | 205378 | ERTL Martina | 5.50 (23) | 4.28 (10) | 2.91 (4) | 2.82 (7) |
| | 205117 | GERG Hilde | 3.16 (8) | 48.85 (419) | 23.83 (139) | 2.95 (9) |
| | 205392 | HAEUSL Regina | 5.32 (21) | 182.55 (2436) | 76.74 (1002) | 14.72 (46) |
| | 205119 | HALTMAYR Petra | 24.61 (82) | 62.95 (667) | 23.64 (137) | 17.93 (66) |
| | 205872 | HILD Ellen | 23.41 (77) | 102.97 (1387) | 48.66 (473) | 14.83 (47) |
| | 205820 | HUBER Isabelle | 5.40 (22) | 75.46 (880) | 36.17 (285) | 17.42 (61) |
| | 206001 | RIESCH Maria | 4.73 (17) | 10.26 (42) | 21.22 (109) | 13.28 (39) |
| | 205843 | STEMMER Stefanie | 17.18 (60) | 53.34 (512) | 24.64 (145) | 23.89 (96) |



AUDI FIS SKI WORLD CUP
1st LADIES DOWNHILL
ALPHABETICAL LIST OF COMPETITORS



Number of Competitors: 57

| Nation | FIS Code | Name | FIS Points (December 2003 List) | | | |
|------------|----------|---------------------------------|---------------------------------|---------------|-------------|-------------|
| | | | DH | SL | GS | SG |
| ISL | 255098 | KRISTJANSDOTTIR Dagny I. | 29.57 (96) | 42.43 (330) | 30.26 (210) | 21.54 (87) |
| ITA | 295136 | CECCARELLI Daniela | 4.40 (13) | 94.09 (1224) | 20.83 (105) | 2.85 (8) |
| | 295449 | KLEON Barbara | 37.10 (127) | 117.60 (1619) | 13.08 (52) | 14.32 (44) |
| | 295588 | KOSTNER Isolde | 4.69 (16) | – | 31.86 (234) | 5.19 (18) |
| | 295533 | RECCHIA Lucia | 23.97 (80) | 103.41 (1397) | 33.00 (244) | 5.99 (29) |
| NOR | 425001 | FLEMMEN Andrine | 50.71 (175) | 16.91 (84) | 4.33 (13) | 34.85 (156) |
| SLO | 565207 | DABIC Lea | 7.46 (38) | 12.57 (58) | 60.93 (681) | 17.54 (62) |
| | 565243 | MAZE Tina | 36.89 (125) | 31.05 (186) | 4.30 (12) | 27.43 (118) |
| | 565037 | SUHADOLC Mojca | 5.61 (24) | 307.09 (2980) | 24.61 (144) | 5.16 (17) |
| SUI | 515478 | ALPIGER Ella | 13.77 (51) | 66.60 (728) | 28.24 (186) | 15.66 (52) |
| | 515573 | AUFDENBLATTEN Fraenzi | 14.56 (52) | 27.67 (162) | 10.23 (41) | 5.59 (22) |
| | 515409 | BERTHOD Sylviane | 4.40 (13) | 191.51 (2514) | 38.62 (319) | 5.62 (23) |
| | 515348 | BORCHI Catherine | 4.75 (18) | 75.82 (888) | 30.32 (211) | 14.90 (48) |
| | 515403 | MUELLER Tamara | 5.91 (28) | 41.34 (311) | 21.67 (112) | 5.75 (24) |
| | 515166 | PIEREN Tanja | 9.95 (42) | 128.77 (1826) | 25.63 (151) | 14.24 (43) |
| | 515560 | SCHILD Martina | 14.95 (53) | 136.22 (1954) | 34.95 (265) | 27.16 (116) |
| | 515170 | STYGER Nadia | 7.19 (35) | 94.64 (1231) | 15.86 (65) | 15.07 (49) |
| SWE | 505260 | HARGIN Janette | 15.18 (55) | 16.43 (80) | 15.72 (63) | 16.45 (53) |
| USA | 536138 | CLARK Kirsten L | 1.54 (4) | 124.68 (1756) | 5.99 (30) | 2.30 (6) |
| | 537544 | KILDOW Lindsey C. | 9.56 (39) | 18.51 (93) | 15.05 (60) | 20.93 (84) |
| | 536473 | LALIVE Caroline | 5.13 (19) | 44.34 (354) | 9.28 (38) | 4.81 (15) |
| | 536884 | LUDLOW Libby | 16.07 (56) | 144.43 (2061) | 17.32 (83) | 5.94 (28) |
| | 537545 | MANCUSO Julia | 5.86 (27) | 13.91 (62) | 11.50 (46) | 5.87 (25) |
| | 537446 | MCCARTY Bryna | 17.60 (62) | 100.99 (1356) | 33.31 (248) | 24.56 (103) |
| | 536477 | MENDES Jonna | 4.13 (10) | 101.91 (1373) | 15.25 (62) | 3.33 (11) |
| | 536479 | POWERS Alison | 11.42 (47) | 104.70 (1420) | 75.63 (976) | 43.03 (207) |
| | 537438 | VAN NESS Lauren | 26.55 (90) | 73.45 (842) | 45.67 (412) | 23.52 (92) |

| |
|-----------------------------------------------------------------|
| LEGEND |
| DH Downhill SL Slalom GS Giant Slalom SG Super-G |



AUDI FIS SKI WORLD CUP
1st LADIES DOWNHILL
DRAW LIST BY POINTS



Number of Competitors: 57

| No. | FIS Code | Name | Nation | Rank Training | Time Training | |
|-----|-------------|-----------------------|--------|----------------|---------------|---------------|
| 1 | 205378 | ERTL Martina | GER | 30 | 1:36.49 | |
| 2 | 106402 | VANDERBEEK Kelly | CAN | 30 | 1:36.49 | |
| 3 | 295136 | CECCARELLI Daniela | ITA | 29 | 1:36.47 | |
| 4 | 105662 | LEFRANCOIS Anne Marie | CAN | 28 | 1:36.41 | |
| 5 | 55538 | WIRTH Katja | AUT | 27 | 1:36.40 | |
| 6 | 205392 | HAEUSL Regina | GER | 25 | 1:36.34 | |
| 7 | 55052 | SCHNEIDER Tanja | AUT | 25 | 1:36.34 | |
| 8 | 195920 | GIVELET Anne-Laure | FRA | 24 | 1:36.30 | |
| 9 | 505260 | HARGIN Janette | SWE | 23 | 1:36.16 | |
| 10 | 55212 | MEISSNITZER Alexandra | AUT | 22 | 1:36.15 | |
| 11 | 55290 | HEREGGER Selina | AUT | 20 | 1:36.05 | |
| 12 | 515409 | BERTHOD Sylviane | SUI | 19 | 1:36.04 | |
| 13 | 195837 | MATTEL Magda | FRA | 18 | 1:36.03 | |
| 14 | 515478 | ALPIGER Ella | SUI | 17 | 1:36.01 | |
| 15 | 536138 | CLARK Kirsten L | USA | 16 | 1:35.98 | |
| 16 | 195503 | SUCHET Melanie | FRA | 15 | 1:35.87 | |
| 17 | 205843 | STEMMER Stefanie | GER | 14 | 1:35.82 | |
| 18 | 295533 | RECCHIA Lucia | ITA | 13 | 1:35.80 | |
| 19 | 537544 | KILDOW Lindsey C. | USA | 12 | 1:35.75 | |
| 20 | 205117 | GERG Hilde | GER | 11 | 1:35.74 | |
| 21 | 515560 | SCHILD Martina | SUI | 10 | 1:35.71 | |
| 22 | 295588 | KOSTNER Isolde | ITA | 8 | 1:35.70 | |
| 23 | 55588 | RUMPFHUBER Ingrid | AUT | 8 | 1:35.70 | |
| 24 | 195374 | MONTILLET Carole | FRA | 7 | 1:35.66 | |
| 25 | 515170 | STYGER Nadia | SUI | 6 | 1:35.49 | |
| 26 | 205820 | HUBER Isabelle | GER | 4 | 1:35.43 | |
| 27 | 536473 | LALIVE Caroline | USA | 4 | 1:35.43 | |
| 28 | 515348 | BORGHI Catherine | SUI | 3 | 1:35.34 | |
| 29 | 105997 | BRYDON Emily | CAN | 2 | 1:35.26 | |
| 30 | 206001 | RIESCH Maria | GER | 1 | 1:34.58 | |
| | | | | WCSL-DH | WCSL-O | FIS-DH |
| 31 | +400 55069 | GOETSCHL Renate | AUT | 413 (1) | 922 (7) | 0.00 (1) |
| 32 | +400 55198 | DORFMEISTER Michaela | AUT | 394 (2) | 1074 (4) | 0.30 (2) |
| 33 | +400 55261 | OBERMOSER Brigitte | AUT | 180 (9) | 548 (14) | 3.70 (7) |
| 34 | +400 536477 | MENDES Jonna | USA | 153 (10) | 406 (20) | 4.13 (9) |



AUDI FIS SKI WORLD CUP
1st LADIES DOWNHILL
DRAW LIST BY POINTS



Number of Competitors: 57

| No. | FIS Code | Name | Nation | WCSL-DH | WCSL-O | FIS-DH |
|-----|----------|--------------------------|--------|----------|----------|------------|
| 35 | 195671 | JACQUEMOD Ingrid | FRA | 153 (10) | 236 (34) | 4.13 (8) |
| 36 | 565037 | SUHADOLC Mojca | SLO | 60 (24) | 169 (47) | 5.61 (20) |
| 37 | 55596 | WILHELM Kathrin | AUT | 55 (26) | 61 (72) | 5.69 (21) |
| 38 | 537545 | MANCUSO Julia | USA | 44 (27) | 200 (41) | 5.86 (22) |
| 39 | 515403 | MUELLER Tamara | SUI | 41 (28) | 104 (60) | 5.91 (23) |
| 40 | 565207 | DABIC Lea | SLO | - | 61 (72) | 7.46 (27) |
| 41 | 515166 | PIEREN Tanja | SUI | - | 7 (113) | 9.95 (31) |
| 42 | 536479 | POWERS Alison | USA | 8 (43) | 8 (112) | 11.42 (33) |
| 43 | 515573 | AUFDENBLATTEN Fraenzi | SUI | - | 148 (53) | 14.56 (36) |
| 44 | 536884 | LUDLOW Libby | USA | 16 (37) | 64 (70) | 16.07 (39) |
| 45 | 106056 | SIMARD Genevieve | CAN | - | 250 (32) | 16.47 (41) |
| 46 | 537446 | MCCARTY Bryna | USA | 6 (44) | 6 (114) | 17.60 (43) |
| 47 | 45071 | OWENS Jenny | AUS | - | - | 20.05 (44) |
| 48 | 205872 | HILD Ellen | GER | - | - | 23.41 (45) |
| 49 | 205119 | HALTMAYR Petra | GER | 2 (51) | 2 (125) | 24.61 (47) |
| 50 | 225206 | ALCOTT Chimene | GBR | - | 10 (108) | 26.43 (48) |
| 51 | 537438 | VAN NESS Lauren | USA | - | - | 26.55 (49) |
| 52 | 255098 | KRISTJANSDOTTIR Dagny I. | ISL | - | - | 29.57 (51) |
| 53 | 105859 | BOUCHER Sara-Maude | CAN | - | - | 32.93 (53) |
| 54 | 565243 | MAZE Tina | SLO | - | 228 (35) | 36.89 (54) |
| 55 | 295449 | KLEON Barbara | ITA | - | 28 (96) | 37.10 (55) |
| 56 | 106319 | RISLER Christina | CAN | - | - | 44.52 (56) |
| 57 | 425001 | FLEMMEN Andrine | NOR | - | 225 (36) | 50.71 (57) |

LEGEND

+400 More than 400 points on WCSL-O after 15th place or after 30th place
WCSL-DH World Cup Start List points for Downhill
FIS-DH FIS points for Downhill
WCSL-O No. Overall WCSL points Control Number



AUDI FIS SKI WORLD CUP
1st LADIES DOWNHILL
START LIST

**Jury**

| | | |
|--------------------------|----------------|-----|
| TD FIS | B. DART | USA |
| Referee | K. HOCH | FIS |
| Assistant Referee | J. TISCHHAUSER | FIS |
| Chief of Race | B. LYNAM | CAN |

Technical Data

| | |
|----------------------------|------------------------|
| Course Name | Men's Olympic Downhill |
| Start Altitude | 2370 m |
| Finish Altitude | 1660 m |
| Vertical Drop | 710 m |
| Course Length | 2650 m |
| Homologation Number | 5889/399/00 |

Race Information

| | | |
|------------------------|-------------|-----|
| Course Setter | TISCHHAUSER | FIS |
| Number of Gates | 35 | |
| Start Time | 10:45 | |

| | | | | |
|--------------------|---------------|-----|----------------|-----|
| Forerunners | A - C. STUART | CAN | E - D. Mc LEAY | CAN |
| | B - B. HANEY | CAN | F - B. LEHMAN | CAN |
| | C - C. BARNES | CAN | G - A. PRCHAL | CAN |
| | D - D. BERRY | CAN | H - B. ACTON | CAN |

Number of Competitors: 57

| Bib | FIS Code | Name | Year of Birth | Nation | Time | Ski |
|-----|----------|-----------------------|---------------|--------|------|-----------|
| 1 | 205378 | ERTL Martina | 1973 | GER | | ROSSIGNOL |
| 2 | 106402 | VANDERBEEK Kelly | 1983 | CAN | | VÖLKL |
| 3 | 295136 | CECCARELLI Daniela | 1975 | ITA | | DYNASTAR |
| 4 | 105662 | LEFRANCOIS Anne Marie | 1977 | CAN | | ROSSIGNOL |
| 5 | 55538 | WIRTH Katja | 1980 | AUT | | BLIZZARD |
| 6 | 205392 | HAEUSL Regina | 1973 | GER | | SALOMON |
| 7 | 55052 | SCHNEIDER Tanja | 1974 | AUT | | ROSSIGNOL |
| 8 | 195920 | GIVELET Anne-Laure | 1981 | FRA | | DYNASTAR |
| 9 | 505260 | HARGIN Janette | 1977 | SWE | | ROSSIGNOL |
| 10 | 55212 | MEISSNITZER Alexandra | 1973 | AUT | | VÖLKL |
| 11 | 55290 | HEREGGER Selina | 1977 | AUT | | FISCHER |
| 12 | 515409 | BERTHOD Sylviane | 1977 | SUI | | SALOMON |
| 13 | 195837 | MATTEL Magda | 1980 | FRA | | DYNASTAR |
| 14 | 515478 | ALPIGER Ella | 1979 | SUI | | FISCHER |
| 15 | 536138 | CLARK Kirsten L | 1977 | USA | | FISCHER |
| 16 | 195503 | SUCHET Melanie | 1976 | FRA | | SALOMON |
| 17 | 205843 | STEMMER Stefanie | 1981 | GER | | ROSSIGNOL |
| 18 | 295533 | RECCHIA Lucia | 1980 | ITA | | VÖLKL |
| 19 | 537544 | KILDOW Lindsey C. | 1984 | USA | | ROSSIGNOL |
| 20 | 205117 | GERG Hilde | 1975 | GER | | VÖLKL |



AUDI FIS SKI WORLD CUP
1st LADIES DOWNHILL
START LIST



Number of Competitors: 57

| Bib | FIS Code | Name | Year of Birth | Nation | Time | Ski |
|-----|----------|--------------------------|---------------|--------|-------|-----------|
| 21 | 515560 | SCHILD Martina | 1981 | SUI | _____ | VÖLKL |
| 22 | 295588 | KOSTNER Isolde | 1975 | ITA | _____ | FISCHER |
| 23 | 55588 | RUMPFHUBER Ingrid | 1981 | AUT | _____ | FISCHER |
| 24 | 195374 | MONTILLET Carole | 1973 | FRA | _____ | ROSSIGNOL |
| 25 | 515170 | STYGER Nadia | 1978 | SUI | _____ | SALOMON |
| 26 | 205820 | HUBER Isabelle | 1981 | GER | _____ | ROSSIGNOL |
| 27 | 536473 | LALIVE Caroline | 1979 | USA | _____ | SALOMON |
| 28 | 515348 | BORCHI Catherine | 1976 | SUI | _____ | FISCHER |
| 29 | 105997 | BRYDON Emily | 1980 | CAN | _____ | SALOMON |
| 30 | 206001 | RIESCH Maria | 1984 | GER | _____ | HEAD |
| 31 | 55069 | GOETSCHL Renate | 1975 | AUT | _____ | SALOMON |
| 32 | 55198 | DORFMEISTER Michaela | 1973 | AUT | _____ | BLIZZARD |
| 33 | 55261 | OBERMOSER Brigitte | 1976 | AUT | _____ | BLIZZARD |
| 34 | 536477 | MENDES Jonna | 1979 | USA | _____ | FISCHER |
| 35 | 195671 | JACQUEMOD Ingrid | 1978 | FRA | _____ | SALOMON |
| 36 | 565037 | SUHADOLC Mojca | 1975 | SLO | _____ | ROSSIGNOL |
| 37 | 55596 | WILHELM Kathrin | 1981 | AUT | _____ | VÖLKL |
| 38 | 537545 | MANCUSO Julia | 1984 | USA | _____ | ROSSIGNOL |
| 39 | 515403 | MUELLER Tamara | 1977 | SUI | _____ | ROSSIGNOL |
| 40 | 565207 | DABIC Lea | 1981 | SLO | _____ | ELAN |
| 41 | 515166 | PIEREN Tanja | 1978 | SUI | _____ | ROSSIGNOL |
| 42 | 536479 | POWERS Alison | 1979 | USA | _____ | SALOMON |
| 43 | 515573 | AUFDENBLATTEN Fraenzi | 1981 | SUI | _____ | SALOMON |
| 44 | 536884 | LUDLOW Libby | 1981 | USA | _____ | SALOMON |
| 45 | 106056 | SIMARD Genevieve | 1980 | CAN | _____ | ROSSIGNOL |
| 46 | 537446 | MCCARTY Bryna | 1983 | USA | _____ | DYNASTAR |
| 47 | 45071 | OWENS Jenny | 1978 | AUS | _____ | ROSSIGNOL |
| 48 | 205872 | HILD Ellen | 1982 | GER | _____ | HEAD |
| 49 | 205119 | HALTMAYR Petra | 1975 | GER | _____ | VÖLKL |
| 50 | 225206 | ALCOTT Chimene | 1982 | GBR | _____ | FISCHER |
| 51 | 537438 | VAN NESS Lauren | 1983 | USA | _____ | ROSSIGNOL |
| 52 | 255098 | KRISTJANSÐOTTIR Dagny I. | 1980 | ISL | _____ | ROSSIGNOL |
| 53 | 105859 | BOUCHER Sara-Maude | 1979 | CAN | _____ | SALOMON |
| 54 | 565243 | MAZE Tina | 1983 | SLO | _____ | ROSSIGNOL |
| 55 | 295449 | KLEON Barbara | 1980 | ITA | _____ | DYNASTAR |
| 56 | 106319 | RISLER Christina | 1983 | CAN | _____ | DYNASTAR |
| 57 | 425001 | FLEMMEN Andrine | 1974 | NOR | _____ | ROSSIGNOL |



AUDI FIS SKI WORLD CUP
1st LADIES DOWNHILL
OFFICIAL RESULTS

**Jury**

| | | |
|--------------------------|----------------|-----|
| TD FIS | B. DART | USA |
| Referee | K. HOCH | FIS |
| Assistant Referee | J. TISCHHAUSER | FIS |
| Chief of Race | B. LYNAM | CAN |

Technical Data

| | |
|----------------------------|------------------------|
| Course Name | Men's Olympic Downhill |
| Start Altitude | 2370 m |
| Finish Altitude | 1660 m |
| Vertical Drop | 710 m |
| Course Length | 2650 m |
| Homologation Number | 5889/399/00 |

Race Information

| | | |
|------------------------|-------------|-----|
| Course Setter | TISCHHAUSER | FIS |
| Number of Gates | 35 | |
| Start Time | 10:45 | |

| | | | | |
|--------------------|---------------|-----|----------------|-----|
| Forerunners | A - C. STUART | CAN | E - D. Mc LEAY | CAN |
| | B - B. HANEY | CAN | F - B. LEHMAN | CAN |
| | C - C. BARNES | CAN | G - A. PRCHAL | CAN |
| | D - D. BERRY | CAN | H - B. ACTON | CAN |

Weather: Cloudy **Snow:** Hard **Temperature – Start:** -5 °C **Finish:** -3 °C **F-factor:** 1350

Number of Competitors: 57

| Rank | Bib | FIS Code | Name | Year of Birth | Nation | Time | Diff. | Race Points | Ski |
|------|-----|----------|------------------------------|---------------|--------|---------|-------|-------------|-----------|
| 1 | 24 | 195374 | MONTILLET Carole | 1973 | FRA | 1:34.03 | | 0.00 | ROSSIGNOL |
| 2 | 20 | 205117 | GERG Hilde | 1975 | GER | 1:34.19 | 0.16 | 2.30 | VÖLKL |
| 3 | 15 | 536138 | CLARK Kirsten L | 1977 | USA | 1:34.33 | 0.30 | 4.31 | FISCHER |
| 4 | 12 | 515409 | BERTHOD Sylviane | 1977 | SUI | 1:34.36 | 0.33 | 4.74 | SALOMON |
| 5 | 3 | 295136 | CECCARELLI Daniela | 1975 | ITA | 1:34.37 | 0.34 | 4.88 | DYNASTAR |
| 6 | 28 | 515348 | BORGHY Catherine | 1976 | SUI | 1:34.38 | 0.35 | 5.02 | FISCHER |
| 7 | 10 | 55212 | MEISSNITZER Alexandra | 1973 | AUT | 1:34.53 | 0.50 | 7.18 | VÖLKL |
| 8 | 30 | 206001 | RIESCH Maria | 1984 | GER | 1:34.62 | 0.59 | 8.47 | HEAD |
| 9 | 23 | 55588 | RUMPFHUBER Ingrid | 1981 | AUT | 1:34.71 | 0.68 | 9.76 | FISCHER |
| 10 | 27 | 536473 | LALIVE Caroline | 1979 | USA | 1:34.96 | 0.93 | 13.35 | SALOMON |
| 11 | 13 | 195837 | MATTEL Magda | 1980 | FRA | 1:34.97 | 0.94 | 13.50 | DYNASTAR |
| 12 | 8 | 195920 | GIVELET Anne-Laure | 1981 | FRA | 1:35.03 | 1.00 | 14.36 | DYNASTAR |
| 13 | 31 | 55069 | GOETSCHL Renate | 1975 | AUT | 1:35.04 | 1.01 | 14.50 | SALOMON |
| 14 | 26 | 205820 | HUBER Isabelle | 1981 | GER | 1:35.11 | 1.08 | 15.51 | ROSSIGNOL |
| 15 | 11 | 55290 | HEREGGER Selina | 1977 | AUT | 1:35.12 | 1.09 | 15.65 | FISCHER |
| 16 | 34 | 536477 | MENDES Jonna | 1979 | USA | 1:35.18 | 1.15 | 16.51 | FISCHER |

#467 _____



AUDI FIS SKI WORLD CUP
1st LADIES DOWNHILL
OFFICIAL RESULTS



Number of Competitors: 57

| Rank | Bib | FIS Code | Name | Year of Birth | Nation | Time | Diff. | Race Points | Ski |
|------|-----|----------|--------------------------|---------------|--------|---------|-------|-------------|-----------|
| 17 | 5 | 55538 | WIRTH Katja | 1980 | AUT | 1:35.19 | 1.16 | 16.65 | BLIZZARD |
| 18 | 32 | 55198 | DORFMEISTER Michaela | 1973 | AUT | 1:35.24 | 1.21 | 17.37 | BLIZZARD |
| 19 | 16 | 195503 | SUCHET Melanie | 1976 | FRA | 1:35.27 | 1.24 | 17.80 | SALOMON |
| 20 | 55 | 295449 | KLEON Barbara | 1980 | ITA | 1:35.31 | 1.28 | 18.38 | DYNASTAR |
| 20 | 33 | 55261 | OBERMOSER Brigitte | 1976 | AUT | 1:35.31 | 1.28 | 18.38 | BLIZZARD |
| 22 | 50 | 225206 | ALCOTT Chimene | 1982 | GBR | 1:35.40 | 1.37 | 19.67 | FISCHER |
| 23 | 9 | 505260 | HARGIN Janette | 1977 | SWE | 1:35.41 | 1.38 | 19.81 | ROSSIGNOL |
| 24 | 14 | 515478 | ALPIGER Ella | 1979 | SUI | 1:35.42 | 1.39 | 19.96 | FISCHER |
| 25 | 29 | 105997 | BRYDON Emily | 1980 | CAN | 1:35.45 | 1.42 | 20.39 | SALOMON |
| 26 | 46 | 537446 | MCCARTY Bryna | 1983 | USA | 1:35.46 | 1.43 | 20.53 | DYNASTAR |
| 27 | 19 | 537544 | KILDOW Lindsey C. | 1984 | USA | 1:35.53 | 1.50 | 21.54 | ROSSIGNOL |
| 28 | 43 | 515573 | AUFDENBLATTEN Fraenzi | 1981 | SUI | 1:35.55 | 1.52 | 21.82 | SALOMON |
| 29 | 22 | 295588 | KOSTNER Isolde | 1975 | ITA | 1:35.57 | 1.54 | 22.11 | FISCHER |
| 30 | 35 | 195671 | JACQUEMOD Ingrid | 1978 | FRA | 1:35.59 | 1.56 | 22.40 | SALOMON |
| 30 | 25 | 515170 | STYGER Nadia | 1978 | SUI | 1:35.59 | 1.56 | 22.40 | SALOMON |
| 32 | 21 | 515560 | SCHILD Martina | 1981 | SUI | 1:35.77 | 1.74 | 24.98 | VÖLKL |
| 33 | 18 | 295533 | RECCHIA Lucia | 1980 | ITA | 1:35.91 | 1.88 | 26.99 | VÖLKL |
| 34 | 37 | 55596 | WILHELM Kathrin | 1981 | AUT | 1:36.01 | 1.98 | 28.43 | VÖLKL |
| 35 | 1 | 205378 | ERTL Martina | 1973 | GER | 1:36.06 | 2.03 | 29.14 | ROSSIGNOL |
| 36 | 39 | 515403 | MUELLER Tamara | 1977 | SUI | 1:36.09 | 2.06 | 29.58 | ROSSIGNOL |
| 37 | 36 | 565037 | SUHADOLC Mojca | 1975 | SLO | 1:36.16 | 2.13 | 30.58 | ROSSIGNOL |
| 38 | 45 | 106056 | SIMARD Genevieve | 1980 | CAN | 1:36.23 | 2.20 | 31.59 | ROSSIGNOL |
| 39 | 54 | 565243 | MAZE Tina | 1983 | SLO | 1:36.30 | 2.27 | 32.59 | ROSSIGNOL |
| 40 | 38 | 537545 | MANCUSO Julia | 1984 | USA | 1:36.35 | 2.32 | 33.31 | ROSSIGNOL |
| 41 | 7 | 55052 | SCHNEIDER Tanja | 1974 | AUT | 1:36.42 | 2.39 | 34.31 | ROSSIGNOL |
| 41 | 4 | 105662 | LEFRANCOIS Anne Marie | 1977 | CAN | 1:36.42 | 2.39 | 34.31 | ROSSIGNOL |
| 43 | 6 | 205392 | HAEUSL Regina | 1973 | GER | 1:36.43 | 2.40 | 34.46 | SALOMON |
| 44 | 2 | 106402 | VANDERBEEK Kelly | 1983 | CAN | 1:36.45 | 2.42 | 34.74 | VÖLKL |
| 45 | 49 | 205119 | HALTMAYR Petra | 1975 | GER | 1:36.47 | 2.44 | 35.03 | VÖLKL |
| 45 | 47 | 45071 | OWENS Jenny | 1978 | AUS | 1:36.47 | 2.44 | 35.03 | ROSSIGNOL |
| 47 | 44 | 536884 | LUDLOW Libby | 1981 | USA | 1:36.86 | 2.83 | 40.63 | SALOMON |
| 48 | 52 | 255098 | KRISTJANSÐOTTIR Dagny I. | 1980 | ISL | 1:36.88 | 2.85 | 40.92 | ROSSIGNOL |
| 49 | 57 | 425001 | FLEMMEN Andrine | 1974 | NOR | 1:36.90 | 2.87 | 41.20 | ROSSIGNOL |
| 50 | 41 | 515166 | PIEREN Tanja | 1978 | SUI | 1:36.93 | 2.90 | 41.64 | ROSSIGNOL |
| 51 | 42 | 536479 | POWERS Alison | 1979 | USA | 1:37.59 | 3.56 | 51.11 | SALOMON |
| 52 | 40 | 565207 | DABIC Lea | 1981 | SLO | 1:37.85 | 3.82 | 54.84 | ELAN |
| 53 | 53 | 105859 | BOUCHER Sara-Maude | 1979 | CAN | 1:38.25 | 4.22 | 60.59 | SALOMON |
| 54 | 51 | 537438 | VAN NESS Lauren | 1983 | USA | 1:39.40 | 5.37 | 77.10 | ROSSIGNOL |

DID NOT START: 1 competitor

| | | | | | |
|----|--------|------------|------|-----|------|
| 48 | 205872 | HILD Ellen | 1982 | GER | HEAD |
|----|--------|------------|------|-----|------|

DID NOT FINISH: 2 competitors

| | | | | | |
|----|--------|------------------|------|-----|-----------|
| 17 | 205843 | STEMMER Stefanie | 1981 | GER | ROSSIGNOL |
| 56 | 106319 | RISLER Christina | 1983 | CAN | DYNASTAR |

Technical Delegate:
B. DART (USA) #467



AUDI FIS SKI WORLD CUP
1st LADIES DOWNHILL
PENALTY CALCULATION



Best 10 at Finish

| Rank | Bib | FIS Code | Name | Nation | FIS Points | Best 5 | Race Points |
|------|-----|----------|-----------------------|--------|------------|--------|-------------|
| 1 | 24 | 195374 | MONTILLET Carole | FRA | 1.02 | 1.02 | 0.00 |
| 2 | 20 | 205117 | GERG Hilde | GER | 3.16 | 3.16 | 2.30 |
| 3 | 15 | 536138 | CLARK Kirsten L | USA | 1.54 | 1.54 | 4.31 |
| 4 | 12 | 515409 | BERTHOD Sylviane | SUI | 4.40 | | |
| 5 | 3 | 295136 | CECCARELLI Daniela | ITA | 4.40 | 4.40 | 4.88 |
| 6 | 28 | 515348 | BORGHI Catherine | SUI | 4.75 | | |
| 7 | 10 | 55212 | MEISSNITZER Alexandra | AUT | 3.08 | 3.08 | 7.18 |
| 8 | 30 | 206001 | RIESCH Maria | GER | 4.73 | | |
| 9 | 23 | 55588 | RUMPFHUBER Ingrid | AUT | 9.56 | | |
| 10 | 27 | 536473 | LALIVE Caroline | USA | 5.13 | | |

Best 5 FIS Points at Start

| Rank | Bib | FIS Code | Name | Nation | FIS Points |
|------|-----|----------|-----------------------|--------|------------|
| 13 | 31 | 55069 | GOETSCHL Renate | AUT | 0.00 |
| 18 | 32 | 55198 | DORFMEISTER Michaela | AUT | 0.30 |
| 1 | 24 | 195374 | MONTILLET Carole | FRA | 1.02 |
| 3 | 15 | 536138 | CLARK Kirsten L | USA | 1.54 |
| 7 | 10 | 55212 | MEISSNITZER Alexandra | AUT | 3.08 |

| | | | |
|----------------------------------------------|--|--------------|--------------|
| TOTALS: | | | |
| FIS Points of Best 5 at Start (B) | | <u>5.94</u> | |
| FIS Points of Best at Finish in Top 10 (A) | | | <u>13.20</u> |
| Race Points of Corresponding Competitors (C) | | | <u>18.67</u> |
| Calculated Penalty (A+B-C) : 10 => | | 0.047 | |
| Rounded | | 0.05 | |
| Category Adder | | 0.00 | |
| Correction Value (Z) | | -7.14 | |
| Calculated Penalty | | 7.19 | |
| Penalty Applied | | 0.00 | |

Technical Delegate:
B. DART (USA) #467



AUDI FIS SKI WORLD CUP
1st LADIES DOWNHILL
PERFORMANCE ANALYSIS 1



Number of Competitors: 54

| Rank | Bib | Name | Nation | Positions | | | Partials | | | Difference | | Speed | | |
|------|-----|-----------------------|--------|-----------|---------|------|----------|-------|------|------------|---------|-------|--------|------|
| | | | | Pos. | Time | Rank | Pos. | Time | Rank | Time | Dist(m) | Pos. | km/h | Rank |
| 1 | 24 | MONTILLET Carole | FRA | Int1: | 34.07 | (46) | I1-I2: | 30.96 | (1) | 1.15 | | Sp1: | 131.01 | (8) |
| | | | | Int2: | 1:05.03 | (8) | I2-I3: | 16.10 | (1) | 0.52 | | | | |
| | | | | Int3: | 1:21.13 | (3) | I3-Fin: | 12.90 | (1) | 0.21 | | | | |
| | | | | Fin: | 1:34.03 | (1) | | | | 0.00 | 0.00 | Avg.: | 101.46 | |
| 2 | 20 | GERG Hilde | GER | Int1: | 33.17 | (4) | I1-I2: | 31.34 | (2) | 0.25 | | Sp1: | 128.90 | (25) |
| | | | | Int2: | 1:04.51 | (1) | I2-I3: | 16.41 | (13) | 0.00 | | | | |
| | | | | Int3: | 1:20.92 | (1) | I3-Fin: | 13.27 | (22) | 0.00 | | | | |
| | | | | Fin: | 1:34.19 | (2) | | | | 0.16 | 4.50 | Avg.: | 101.28 | |
| 3 | 15 | CLARK Kirsten L | USA | Int1: | 33.34 | (9) | I1-I2: | 31.51 | (3) | 0.42 | | Sp1: | 129.74 | (16) |
| | | | | Int2: | 1:04.85 | (3) | I2-I3: | 16.32 | (5) | 0.34 | | | | |
| | | | | Int3: | 1:21.17 | (4) | I3-Fin: | 13.16 | (12) | 0.25 | | | | |
| | | | | Fin: | 1:34.33 | (3) | | | | 0.30 | 8.43 | Avg.: | 101.13 | |
| 4 | 12 | BERTHOD Sylviane | SUI | Int1: | 33.21 | (5) | I1-I2: | 31.80 | (18) | 0.29 | | Sp1: | 130.58 | (10) |
| | | | | Int2: | 1:05.01 | (7) | I2-I3: | 16.29 | (4) | 0.50 | | | | |
| | | | | Int3: | 1:21.30 | (6) | I3-Fin: | 13.06 | (4) | 0.38 | | | | |
| | | | | Fin: | 1:34.36 | (4) | | | | 0.33 | 9.27 | Avg.: | 101.10 | |
| 5 | 3 | CECCARELLI Daniela | ITA | Int1: | 32.92 | (1) | I1-I2: | 31.67 | (8) | 0.00 | | Sp1: | 131.44 | (4) |
| | | | | Int2: | 1:04.59 | (2) | I2-I3: | 16.33 | (7) | 0.08 | | | | |
| | | | | Int3: | 1:20.92 | (1) | I3-Fin: | 13.45 | (40) | 0.00 | | | | |
| | | | | Fin: | 1:34.37 | (5) | | | | 0.34 | 9.55 | Avg.: | 101.09 | |
| 6 | 28 | BORGHI Catherine | SUI | Int1: | 33.22 | (6) | I1-I2: | 31.74 | (12) | 0.30 | | Sp1: | 131.88 | (3) |
| | | | | Int2: | 1:04.96 | (6) | I2-I3: | 16.22 | (3) | 0.45 | | | | |
| | | | | Int3: | 1:21.18 | (5) | I3-Fin: | 13.20 | (17) | 0.26 | | | | |
| | | | | Fin: | 1:34.38 | (6) | | | | 0.35 | 9.83 | Avg.: | 101.08 | |
| 7 | 10 | MEISSNITZER Alexandra | AUT | Int1: | 33.33 | (8) | I1-I2: | 31.55 | (5) | 0.41 | | Sp1: | 128.07 | (34) |
| | | | | Int2: | 1:04.88 | (4) | I2-I3: | 16.55 | (26) | 0.37 | | | | |
| | | | | Int3: | 1:21.43 | (7) | I3-Fin: | 13.10 | (6) | 0.51 | | | | |
| | | | | Fin: | 1:34.53 | (7) | | | | 0.50 | 14.02 | Avg.: | 100.92 | |
| 8 | 30 | RIESCH Maria | GER | Int1: | 33.36 | (12) | I1-I2: | 31.75 | (14) | 0.44 | | Sp1: | 131.44 | (4) |
| | | | | Int2: | 1:05.11 | (10) | I2-I3: | 16.34 | (9) | 0.60 | | | | |
| | | | | Int3: | 1:21.45 | (8) | I3-Fin: | 13.17 | (14) | 0.53 | | | | |
| | | | | Fin: | 1:34.62 | (8) | | | | 0.59 | 16.52 | Avg.: | 100.82 | |
| 9 | 23 | RUMPFHUBER Ingrid | AUT | Int1: | 33.57 | (25) | I1-I2: | 31.86 | (21) | 0.65 | | Sp1: | 130.58 | (10) |
| | | | | Int2: | 1:05.43 | (17) | I2-I3: | 16.18 | (2) | 0.92 | | | | |
| | | | | Int3: | 1:21.61 | (10) | I3-Fin: | 13.10 | (6) | 0.69 | | | | |
| | | | | Fin: | 1:34.71 | (9) | | | | 0.68 | 19.03 | Avg.: | 100.73 | |
| 10 | 27 | LALIVE Caroline | USA | Int1: | 33.68 | (31) | I1-I2: | 31.82 | (19) | 0.76 | | Sp1: | 128.48 | (30) |
| | | | | Int2: | 1:05.50 | (19) | I2-I3: | 16.35 | (10) | 0.99 | | | | |
| | | | | Int3: | 1:21.85 | (15) | I3-Fin: | 13.11 | (8) | 0.93 | | | | |
| | | | | Fin: | 1:34.96 | (10) | | | | 0.93 | 25.95 | Avg.: | 100.46 | |



AUDI FIS SKI WORLD CUP
1st LADIES DOWNHILL
PERFORMANCE ANALYSIS 1



Number of Competitors: 54

| Rank | Bib | Name | Nation | Positions | | | Partials | | | Difference | | Speed | | |
|------|-----|----------------------|--------|-----------|---------|------|----------|-------|------|------------|---------|-------|--------|------|
| | | | | Pos. | Time | Rank | Pos. | Time | Rank | Time | Dist(m) | Pos. | km/h | Rank |
| 11 | 13 | MATTEL Magda | FRA | Int1: | 33.35 | (11) | I1-I2: | 31.70 | (11) | 0.43 | | Sp1: | 132.31 | (2) |
| | | | | Int2: | 1:05.05 | (9) | I2-I3: | 16.43 | (14) | 0.54 | | | | |
| | | | | Int3: | 1:21.48 | (9) | I3-Fin: | 13.49 | (42) | 0.56 | | | | |
| | | | | Fin: | 1:34.97 | (11) | | | | 0.94 | 26.23 | Avg.: | 100.45 | |
| 12 | 8 | GIVELET Anne-Laure | FRA | Int1: | 33.53 | (23) | I1-I2: | 31.66 | (7) | 0.61 | | Sp1: | 131.44 | (4) |
| | | | | Int2: | 1:05.19 | (12) | I2-I3: | 16.47 | (16) | 0.68 | | | | |
| | | | | Int3: | 1:21.66 | (11) | I3-Fin: | 13.37 | (30) | 0.74 | | | | |
| | | | | Fin: | 1:35.03 | (12) | | | | 1.00 | 27.89 | Avg.: | 100.39 | |
| 13 | 31 | GOETSCHL Renate | AUT | Int1: | 33.97 | (43) | I1-I2: | 31.59 | (6) | 1.05 | | Sp1: | 130.58 | (10) |
| | | | | Int2: | 1:05.56 | (23) | I2-I3: | 16.32 | (5) | 1.05 | | | | |
| | | | | Int3: | 1:21.88 | (18) | I3-Fin: | 13.16 | (12) | 0.96 | | | | |
| | | | | Fin: | 1:35.04 | (13) | | | | 1.01 | 28.16 | Avg.: | 100.38 | |
| 14 | 26 | HUBER Isabelle | GER | Int1: | 33.43 | (13) | I1-I2: | 31.76 | (15) | 0.51 | | Sp1: | 128.90 | (25) |
| | | | | Int2: | 1:05.19 | (12) | I2-I3: | 16.68 | (36) | 0.68 | | | | |
| | | | | Int3: | 1:21.87 | (17) | I3-Fin: | 13.24 | (21) | 0.95 | | | | |
| | | | | Fin: | 1:35.11 | (14) | | | | 1.08 | 30.09 | Avg.: | 100.30 | |
| 15 | 11 | HEREGGER Selina | AUT | Int1: | 33.43 | (13) | I1-I2: | 32.04 | (28) | 0.51 | | Sp1: | 129.74 | (16) |
| | | | | Int2: | 1:05.47 | (18) | I2-I3: | 16.33 | (7) | 0.96 | | | | |
| | | | | Int3: | 1:21.80 | (13) | I3-Fin: | 13.32 | (28) | 0.88 | | | | |
| | | | | Fin: | 1:35.12 | (15) | | | | 1.09 | 30.37 | Avg.: | 100.29 | |
| 16 | 34 | MENDES Jonna | USA | Int1: | 33.34 | (9) | I1-I2: | 32.03 | (27) | 0.42 | | Sp1: | 128.48 | (30) |
| | | | | Int2: | 1:05.37 | (15) | I2-I3: | 16.53 | (24) | 0.86 | | | | |
| | | | | Int3: | 1:21.90 | (19) | I3-Fin: | 13.28 | (24) | 0.98 | | | | |
| | | | | Fin: | 1:35.18 | (16) | | | | 1.15 | 32.02 | Avg.: | 100.23 | |
| 17 | 5 | WIRTH Katja | AUT | Int1: | 33.00 | (2) | I1-I2: | 31.92 | (22) | 0.08 | | Sp1: | 127.66 | (39) |
| | | | | Int2: | 1:04.92 | (5) | I2-I3: | 16.77 | (45) | 0.41 | | | | |
| | | | | Int3: | 1:21.69 | (12) | I3-Fin: | 13.50 | (43) | 0.77 | | | | |
| | | | | Fin: | 1:35.19 | (17) | | | | 1.16 | 32.29 | Avg.: | 100.22 | |
| 18 | 32 | DORFMEISTER Michaela | AUT | Int1: | 33.67 | (29) | I1-I2: | 31.74 | (12) | 0.75 | | Sp1: | 130.58 | (10) |
| | | | | Int2: | 1:05.41 | (16) | I2-I3: | 16.44 | (15) | 0.90 | | | | |
| | | | | Int3: | 1:21.85 | (15) | I3-Fin: | 13.39 | (34) | 0.93 | | | | |
| | | | | Fin: | 1:35.24 | (18) | | | | 1.21 | 33.67 | Avg.: | 100.17 | |
| 19 | 16 | SUCHET Melanie | FRA | Int1: | 34.03 | (44) | I1-I2: | 31.51 | (3) | 1.11 | | Sp1: | 129.32 | (20) |
| | | | | Int2: | 1:05.54 | (20) | I2-I3: | 16.51 | (22) | 1.03 | | | | |
| | | | | Int3: | 1:22.05 | (22) | I3-Fin: | 13.22 | (18) | 1.13 | | | | |
| | | | | Fin: | 1:35.27 | (19) | | | | 1.24 | 34.49 | Avg.: | 100.14 | |
| 20 | 55 | KLEON Barbara | ITA | Int1: | 33.46 | (18) | I1-I2: | 32.46 | (39) | 0.54 | | Sp1: | 133.20 | (1) |
| | | | | Int2: | 1:05.92 | (34) | I2-I3: | 16.36 | (11) | 1.41 | | | | |
| | | | | Int3: | 1:22.28 | (25) | I3-Fin: | 13.03 | (3) | 1.36 | | | | |
| | | | | Fin: | 1:35.31 | (20) | | | | 1.28 | 35.59 | Avg.: | 100.09 | |
| 20 | 33 | OBERMOSER Brigitte | AUT | Int1: | 33.06 | (3) | I1-I2: | 32.10 | (29) | 0.14 | | Sp1: | 130.58 | (10) |
| | | | | Int2: | 1:05.16 | (11) | I2-I3: | 16.74 | (44) | 0.65 | | | | |
| | | | | Int3: | 1:21.90 | (19) | I3-Fin: | 13.41 | (35) | 0.98 | | | | |
| | | | | Fin: | 1:35.31 | (20) | | | | 1.28 | 35.59 | Avg.: | 100.09 | |
| 22 | 50 | ALCOTT Chimene | GBR | Int1: | 33.78 | (37) | I1-I2: | 31.76 | (15) | 0.86 | | Sp1: | 128.90 | (25) |
| | | | | Int2: | 1:05.54 | (20) | I2-I3: | 16.49 | (19) | 1.03 | | | | |
| | | | | Int3: | 1:22.03 | (21) | I3-Fin: | 13.37 | (30) | 1.11 | | | | |
| | | | | Fin: | 1:35.40 | (22) | | | | 1.37 | 38.06 | Avg.: | 100.00 | |
| 23 | 9 | HARGIN Janette | SWE | Int1: | 33.79 | (39) | I1-I2: | 31.76 | (15) | 0.87 | | Sp1: | 129.32 | (20) |
| | | | | Int2: | 1:05.55 | (22) | I2-I3: | 16.59 | (29) | 1.04 | | | | |
| | | | | Int3: | 1:22.14 | (23) | I3-Fin: | 13.27 | (22) | 1.22 | | | | |
| | | | | Fin: | 1:35.41 | (23) | | | | 1.38 | 38.33 | Avg.: | 99.99 | |



AUDI FIS SKI WORLD CUP
1st LADIES DOWNHILL
PERFORMANCE ANALYSIS 1



Number of Competitors: 54

| Rank | Bib | Name | Nation | Positions | | | Partials | | | Difference | | Speed | | |
|------|-----|-----------------------|--------|-----------|---------|------|----------|-------|------|------------|---------|-------|--------|------|
| | | | | Pos. | Time | Rank | Pos. | Time | Rank | Time | Dist(m) | Pos. | km/h | Rank |
| 24 | 14 | ALPIGER Eila | SUI | Int1: | 33.52 | (22) | I1-I2: | 31.68 | (10) | 0.60 | | Sp1: | 131.01 | (8) |
| | | | | Int2: | 1:05.20 | (14) | I2-I3: | 16.63 | (32) | 0.69 | | | | |
| | | | | Int3: | 1:21.83 | (14) | I3-Fin: | 13.59 | (47) | 0.91 | | | | |
| | | | | Fin: | 1:35.42 | (24) | | | | 1.39 | 38.60 | Avg.: | 99.98 | |
| 25 | 29 | BRYDON Emily | CAN | Int1: | 33.66 | (28) | I1-I2: | 32.11 | (30) | 0.74 | | Sp1: | 129.32 | (20) |
| | | | | Int2: | 1:05.77 | (28) | I2-I3: | 16.71 | (40) | 1.26 | | | | |
| | | | | Int3: | 1:22.48 | (33) | I3-Fin: | 12.97 | (2) | 1.56 | | | | |
| | | | | Fin: | 1:35.45 | (25) | | | | 1.42 | 39.42 | Avg.: | 99.95 | |
| 26 | 46 | MCCARTY Bryna | USA | Int1: | 33.32 | (7) | I1-I2: | 32.54 | (40) | 0.40 | | Sp1: | 128.07 | (34) |
| | | | | Int2: | 1:05.86 | (31) | I2-I3: | 16.47 | (16) | 1.35 | | | | |
| | | | | Int3: | 1:22.33 | (27) | I3-Fin: | 13.13 | (9) | 1.41 | | | | |
| | | | | Fin: | 1:35.46 | (26) | | | | 1.43 | 39.70 | Avg.: | 99.94 | |
| 27 | 19 | KILDOW Lindsey C. | USA | Int1: | 33.46 | (18) | I1-I2: | 32.41 | (38) | 0.54 | | Sp1: | 125.66 | (46) |
| | | | | Int2: | 1:05.87 | (32) | I2-I3: | 16.52 | (23) | 1.36 | | | | |
| | | | | Int3: | 1:22.39 | (30) | I3-Fin: | 13.14 | (10) | 1.47 | | | | |
| | | | | Fin: | 1:35.53 | (27) | | | | 1.50 | 41.61 | Avg.: | 99.86 | |
| 28 | 43 | AUFDENBLATTEN Fraenzi | SUI | Int1: | 33.78 | (37) | I1-I2: | 31.82 | (19) | 0.86 | | Sp1: | 126.05 | (45) |
| | | | | Int2: | 1:05.60 | (25) | I2-I3: | 16.73 | (42) | 1.09 | | | | |
| | | | | Int3: | 1:22.33 | (27) | I3-Fin: | 13.22 | (18) | 1.41 | | | | |
| | | | | Fin: | 1:35.55 | (28) | | | | 1.52 | 42.16 | Avg.: | 99.84 | |
| 29 | 22 | KOSTNER Isolde | ITA | Int1: | 33.71 | (32) | I1-I2: | 32.36 | (35) | 0.79 | | Sp1: | 130.16 | (15) |
| | | | | Int2: | 1:06.07 | (37) | I2-I3: | 16.36 | (11) | 1.56 | | | | |
| | | | | Int3: | 1:22.43 | (31) | I3-Fin: | 13.14 | (10) | 1.51 | | | | |
| | | | | Fin: | 1:35.57 | (29) | | | | 1.54 | 42.70 | Avg.: | 99.82 | |
| 30 | 35 | JACQUEMOD Ingrid | FRA | Int1: | 33.45 | (16) | I1-I2: | 32.12 | (31) | 0.53 | | Sp1: | 126.85 | (43) |
| | | | | Int2: | 1:05.57 | (24) | I2-I3: | 16.71 | (40) | 1.06 | | | | |
| | | | | Int3: | 1:22.28 | (25) | I3-Fin: | 13.31 | (26) | 1.36 | | | | |
| | | | | Fin: | 1:35.59 | (30) | | | | 1.56 | 43.25 | Avg.: | 99.80 | |
| 30 | 25 | STYGER Nadia | SUI | Int1: | 33.61 | (27) | I1-I2: | 32.02 | (25) | 0.69 | | Sp1: | 125.26 | (48) |
| | | | | Int2: | 1:05.63 | (27) | I2-I3: | 16.61 | (31) | 1.12 | | | | |
| | | | | Int3: | 1:22.24 | (24) | I3-Fin: | 13.35 | (29) | 1.32 | | | | |
| | | | | Fin: | 1:35.59 | (30) | | | | 1.56 | 43.25 | Avg.: | 99.80 | |
| 32 | 21 | SCHILD Martina | SUI | Int1: | 33.82 | (40) | I1-I2: | 31.95 | (23) | 0.90 | | Sp1: | 128.07 | (34) |
| | | | | Int2: | 1:05.77 | (28) | I2-I3: | 16.59 | (29) | 1.26 | | | | |
| | | | | Int3: | 1:22.36 | (29) | I3-Fin: | 13.41 | (35) | 1.44 | | | | |
| | | | | Fin: | 1:35.77 | (32) | | | | 1.74 | 48.15 | Avg.: | 99.61 | |
| 33 | 18 | RECCHIA Lucia | ITA | Int1: | 33.49 | (21) | I1-I2: | 32.64 | (47) | 0.57 | | Sp1: | 131.44 | (4) |
| | | | | Int2: | 1:06.13 | (42) | I2-I3: | 16.47 | (16) | 1.62 | | | | |
| | | | | Int3: | 1:22.60 | (35) | I3-Fin: | 13.31 | (26) | 1.68 | | | | |
| | | | | Fin: | 1:35.91 | (33) | | | | 1.88 | 51.94 | Avg.: | 99.47 | |
| 34 | 37 | WILHELM Kathrin | AUT | Int1: | 33.57 | (25) | I1-I2: | 32.34 | (34) | 0.65 | | Sp1: | 129.32 | (20) |
| | | | | Int2: | 1:05.91 | (33) | I2-I3: | 16.69 | (38) | 1.40 | | | | |
| | | | | Int3: | 1:22.60 | (35) | I3-Fin: | 13.41 | (35) | 1.68 | | | | |
| | | | | Fin: | 1:36.01 | (34) | | | | 1.98 | 54.65 | Avg.: | 99.36 | |
| 35 | 1 | ERTL Martina | GER | Int1: | 33.93 | (41) | I1-I2: | 31.67 | (8) | 1.01 | | Sp1: | 124.48 | (49) |
| | | | | Int2: | 1:05.60 | (25) | I2-I3: | 16.84 | (48) | 1.09 | | | | |
| | | | | Int3: | 1:22.44 | (32) | I3-Fin: | 13.62 | (49) | 1.52 | | | | |
| | | | | Fin: | 1:36.06 | (35) | | | | 2.03 | 56.00 | Avg.: | 99.31 | |
| 36 | 39 | MUELLER Tamara | SUI | Int1: | 34.16 | (50) | I1-I2: | 31.95 | (23) | 1.24 | | Sp1: | 129.74 | (16) |
| | | | | Int2: | 1:06.11 | (39) | I2-I3: | 16.54 | (25) | 1.60 | | | | |
| | | | | Int3: | 1:22.65 | (37) | I3-Fin: | 13.44 | (39) | 1.73 | | | | |
| | | | | Fin: | 1:36.09 | (36) | | | | 2.06 | 56.81 | Avg.: | 99.28 | |



AUDI FIS SKI WORLD CUP
1st LADIES DOWNHILL
PERFORMANCE ANALYSIS 1



Number of Competitors: 54

| Rank | Bib | Name | Nation | Positions | | | Partials | | | Difference | | Speed | | |
|------|-----|---------------------------|--------|--------------------|------|------|--------------------|------|------|------------|---------|-------|------------------|------|
| | | | | Pos. | Time | Rank | Pos. | Time | Rank | Time | Dist(m) | Pos. | km/h | Rank |
| 37 | 36 | SUHADOLC Mojca | SLO | Int1: 33.72 (33) | | | I1-I2: 32.40 (36) | | | 0.80 | | | Sp1: 129.32 (20) | |
| | | | | Int2: 1:06.12 (40) | | | I2-I3: 16.57 (27) | | | 1.61 | | | | |
| | | | | Int3: 1:22.69 (38) | | | I3-Fin: 13.47 (41) | | | 1.77 | | | | |
| | | | | Fin: 1:36.16 (37) | | | | | | 2.13 | 58.70 | | Avg.: 99.21 | |
| 38 | 45 | SIMARD Genevieve | CAN | Int1: 33.44 (15) | | | I1-I2: 32.40 (36) | | | 0.52 | | | Sp1: 124.48 (49) | |
| | | | | Int2: 1:05.84 (30) | | | I2-I3: 17.01 (51) | | | 1.33 | | | | |
| | | | | Int3: 1:22.85 (41) | | | I3-Fin: 13.38 (33) | | | 1.93 | | | | |
| | | | | Fin: 1:36.23 (38) | | | | | | 2.20 | 60.58 | | Avg.: 99.14 | |
| 39 | 54 | MAZE Tina | SLO | Int1: 34.06 (45) | | | I1-I2: 32.55 (43) | | | 1.14 | | | Sp1: 127.26 (41) | |
| | | | | Int2: 1:06.61 (48) | | | I2-I3: 16.50 (21) | | | 2.10 | | | | |
| | | | | Int3: 1:23.11 (44) | | | I3-Fin: 13.19 (15) | | | 2.19 | | | | |
| | | | | Fin: 1:36.30 (39) | | | | | | 2.27 | 62.47 | | Avg.: 99.07 | |
| 40 | 38 | MANCUSO Julia | USA | Int1: 33.93 (41) | | | I1-I2: 32.54 (40) | | | 1.01 | | | Sp1: 125.66 (46) | |
| | | | | Int2: 1:06.47 (47) | | | I2-I3: 16.65 (33) | | | 1.96 | | | | |
| | | | | Int3: 1:23.12 (45) | | | I3-Fin: 13.23 (20) | | | 2.20 | | | | |
| | | | | Fin: 1:36.35 (40) | | | | | | 2.32 | 63.81 | | Avg.: 99.01 | |
| 41 | 7 | SCHNEIDER Tanja | AUT | Int1: 34.10 (47) | | | I1-I2: 32.02 (25) | | | 1.18 | | | Sp1: 126.45 (44) | |
| | | | | Int2: 1:06.12 (40) | | | I2-I3: 16.73 (42) | | | 1.61 | | | | |
| | | | | Int3: 1:22.85 (41) | | | I3-Fin: 13.57 (45) | | | 1.93 | | | | |
| | | | | Fin: 1:36.42 (41) | | | | | | 2.39 | 65.69 | | Avg.: 98.94 | |
| 41 | 4 | LEFRANCOIS Anne Marie | CAN | Int1: 33.47 (20) | | | I1-I2: 32.59 (45) | | | 0.55 | | | Sp1: 128.90 (25) | |
| | | | | Int2: 1:06.06 (36) | | | I2-I3: 16.78 (46) | | | 1.55 | | | | |
| | | | | Int3: 1:22.84 (39) | | | I3-Fin: 13.58 (46) | | | 1.92 | | | | |
| | | | | Fin: 1:36.42 (41) | | | | | | 2.39 | 65.69 | | Avg.: 98.94 | |
| 43 | 6 | HAEUSL Regina | GER | Int1: 33.72 (33) | | | I1-I2: 32.74 (49) | | | 0.80 | | | Sp1: 129.74 (16) | |
| | | | | Int2: 1:06.46 (46) | | | I2-I3: 16.67 (35) | | | 1.95 | | | | |
| | | | | Int3: 1:23.13 (46) | | | I3-Fin: 13.30 (25) | | | 2.21 | | | | |
| | | | | Fin: 1:36.43 (43) | | | | | | 2.40 | 65.95 | | Avg.: 98.93 | |
| 44 | 2 | VANDERBEEK Kelly | CAN | Int1: 33.45 (16) | | | I1-I2: 32.64 (47) | | | 0.53 | | | Sp1: 128.07 (34) | |
| | | | | Int2: 1:06.09 (38) | | | I2-I3: 16.49 (19) | | | 1.58 | | | | |
| | | | | Int3: 1:22.58 (34) | | | I3-Fin: 13.87 (53) | | | 1.66 | | | | |
| | | | | Fin: 1:36.45 (44) | | | | | | 2.42 | 66.49 | | Avg.: 98.91 | |
| 45 | 49 | HALTMAYR Petra | GER | Int1: 33.76 (35) | | | I1-I2: 32.26 (33) | | | 0.84 | | | Sp1: 124.09 (51) | |
| | | | | Int2: 1:06.02 (35) | | | I2-I3: 16.82 (47) | | | 1.51 | | | | |
| | | | | Int3: 1:22.84 (39) | | | I3-Fin: 13.63 (51) | | | 1.92 | | | | |
| | | | | Fin: 1:36.47 (45) | | | | | | 2.44 | 67.03 | | Avg.: 98.89 | |
| 45 | 47 | OWENS Jenny | AUS | Int1: 33.67 (29) | | | I1-I2: 32.54 (40) | | | 0.75 | | | Sp1: 128.48 (30) | |
| | | | | Int2: 1:06.21 (43) | | | I2-I3: 16.66 (34) | | | 1.70 | | | | |
| | | | | Int3: 1:22.87 (43) | | | I3-Fin: 13.60 (48) | | | 1.95 | | | | |
| | | | | Fin: 1:36.47 (45) | | | | | | 2.44 | 67.03 | | Avg.: 98.89 | |
| 47 | 44 | LUDLOW Libby | USA | Int1: 34.13 (49) | | | I1-I2: 32.78 (50) | | | 1.21 | | | Sp1: 128.07 (34) | |
| | | | | Int2: 1:06.91 (50) | | | I2-I3: 16.58 (28) | | | 2.40 | | | | |
| | | | | Int3: 1:23.49 (50) | | | I3-Fin: 13.37 (30) | | | 2.57 | | | | |
| | | | | Fin: 1:36.86 (47) | | | | | | 2.83 | 77.43 | | Avg.: 98.49 | |
| 48 | 52 | KRISTJANSDDOTTIR Dagny I. | ISL | Int1: 33.77 (36) | | | I1-I2: 32.61 (46) | | | 0.85 | | | Sp1: 119.64 (53) | |
| | | | | Int2: 1:06.38 (45) | | | I2-I3: 17.08 (52) | | | 1.87 | | | | |
| | | | | Int3: 1:23.46 (49) | | | I3-Fin: 13.42 (38) | | | 2.54 | | | | |
| | | | | Fin: 1:36.88 (48) | | | | | | 2.85 | 77.96 | | Avg.: 98.47 | |
| 49 | 57 | FLEMMEN Andrine | NOR | Int1: 34.12 (48) | | | I1-I2: 32.25 (32) | | | 1.20 | | | Sp1: 128.90 (25) | |
| | | | | Int2: 1:06.37 (44) | | | I2-I3: 16.87 (50) | | | 1.86 | | | | |
| | | | | Int3: 1:23.24 (47) | | | I3-Fin: 13.66 (52) | | | 2.32 | | | | |
| | | | | Fin: 1:36.90 (49) | | | | | | 2.87 | 78.49 | | Avg.: 98.45 | |



AUDI FIS SKI WORLD CUP
1st LADIES DOWNHILL
PERFORMANCE ANALYSIS 1



Number of Competitors: 54

| Rank | Bib | Name | Nation | Positions | | | Partials | | | Difference | | Speed | | |
|------|-----|--------------------|--------|-----------|--------------|------|----------|------------|------|------------|---------|-------|-------------|------|
| | | | | Pos. | Time | Rank | Pos. | Time | Rank | Time | Dist(m) | Pos. | km/h | Rank |
| 50 | 41 | PIEREN Tanja | SUI | Int1: | 34.16 (50) | | I1-I2: | 32.58 (44) | | 1.24 | | Sp1: | 128.48 (30) | |
| | | | | Int2: | 1:06.74 (49) | | I2-I3: | 16.68 (36) | | 2.23 | | | | |
| | | | | Int3: | 1:23.42 (48) | | I3-Fin: | 13.51 (44) | | 2.50 | | | | |
| | | | | Fin: | 1:36.93 (50) | | | | | 2.90 | 79.28 | Avg.: | 98.42 | |
| 51 | 42 | POWERS Alison | USA | Int1: | 33.53 (23) | | I1-I2: | 34.27 (54) | | 0.61 | | Sp1: | 117.52 (54) | |
| | | | | Int2: | 1:07.80 (52) | | I2-I3: | 16.70 (39) | | 3.29 | | | | |
| | | | | Int3: | 1:24.50 (52) | | I3-Fin: | 13.09 (5) | | 3.58 | | | | |
| | | | | Fin: | 1:37.59 (51) | | | | | 3.56 | 96.67 | Avg.: | 97.76 | |
| 52 | 40 | DABIC Lea | SLO | Int1: | 34.29 (52) | | I1-I2: | 32.79 (51) | | 1.37 | | Sp1: | 127.66 (39) | |
| | | | | Int2: | 1:07.08 (51) | | I2-I3: | 17.15 (53) | | 2.57 | | | | |
| | | | | Int3: | 1:24.23 (51) | | I3-Fin: | 13.62 (49) | | 3.31 | | | | |
| | | | | Fin: | 1:37.85 (52) | | | | | 3.82 | 103.45 | Avg.: | 97.50 | |
| 53 | 53 | BOUCHER Sara-Maude | CAN | Int1: | 34.45 (53) | | I1-I2: | 33.76 (53) | | 1.53 | | Sp1: | 127.26 (41) | |
| | | | | Int2: | 1:08.21 (54) | | I2-I3: | 16.85 (49) | | 3.70 | | | | |
| | | | | Int3: | 1:25.06 (53) | | I3-Fin: | 13.19 (15) | | 4.14 | | | | |
| | | | | Fin: | 1:38.25 (53) | | | | | 4.22 | 113.82 | Avg.: | 97.10 | |
| 54 | 51 | VAN NESS Lauren | USA | Int1: | 34.60 (54) | | I1-I2: | 33.52 (52) | | 1.68 | | Sp1: | 123.33 (52) | |
| | | | | Int2: | 1:08.12 (53) | | I2-I3: | 17.35 (54) | | 3.61 | | | | |
| | | | | Int3: | 1:25.47 (54) | | I3-Fin: | 13.93 (54) | | 4.55 | | | | |
| | | | | Fin: | 1:39.40 (54) | | | | | 5.37 | 143.16 | Avg.: | 95.98 | |

LEGEND

Pos Intermediate or Speed Position **Dist(m)** Distance behind the first **Int2:** Intermediate 2 **Sp1:** Speed Trap 1
Avg. Average Speed for the race **Int1:** Intermediate 1 **Int3:** Intermediate 3 **Fin:** Finish

05-12-2003 / Lake Louise (CAN) / 5360

Page 5/5

Data Processing by SWATCH

www.fis-ski.com

SWATCH Timing

Generation Date: FRI 5 DEC 2003

Time: 12:09 Swatch Internet Time: @839

Document: 77A 1.0



AUDI FIS SKI WORLD CUP
1st LADIES DOWNHILL
PERFORMANCE ANALYSIS 2



Number of Competitors: 57

| Bib | Name | Nation | Positions | | | Partials | | | Difference | | Speed | | |
|-----|-----------------------|--------|------------------|--------------------|--------------------|-------------------|-------------------|-------------------|--------------------|------------------------------|-------|------------------|--------------|
| | | | Pos. | Time | Rank | Pos. | Time | Rank | Time | Dist(m) | Pos. | km/h | Rank |
| 1 | ERTL Martina | GER | Int1: 33.93 (42) | Int2: 1:05.60 (25) | Int3: 1:22.44 (32) | Fin: 1:36.06 (35) | I1-I2: 31.67 (8) | I2-I3: 16.84 (48) | I3-Fin: 13.62 (49) | 1.01 1.09 1.52 2.03 | 56.00 | Sp1: 124.48 (49) | Avg.: 99.31 |
| 2 | VANDERBEEK Kelly | CAN | Int1: 33.45 (16) | Int2: 1:06.09 (38) | Int3: 1:22.58 (34) | Fin: 1:36.45 (44) | I1-I2: 32.64 (47) | I2-I3: 16.49 (19) | I3-Fin: 13.87 (53) | 0.53 1.58 1.66 2.42 | 66.49 | Sp1: 128.07 (34) | Avg.: 98.91 |
| 3 | CECCARELLI Daniela | ITA | Int1: 32.92 (1) | Int2: 1:04.59 (2) | Int3: 1:20.92 (1) | Fin: 1:34.37 (5) | I1-I2: 31.67 (8) | I2-I3: 16.33 (7) | I3-Fin: 13.45 (40) | 0.00 0.08 0.00 0.34 | 9.55 | Sp1: 131.44 (4) | Avg.: 101.09 |
| 4 | LEFRANCOIS Anne Marie | CAN | Int1: 33.47 (20) | Int2: 1:06.06 (36) | Int3: 1:22.84 (39) | Fin: 1:36.42 (41) | I1-I2: 32.59 (45) | I2-I3: 16.78 (46) | I3-Fin: 13.58 (46) | 0.55 1.55 1.92 2.39 | 65.69 | Sp1: 128.90 (25) | Avg.: 98.94 |
| 5 | WIRTH Katja | AUT | Int1: 33.00 (2) | Int2: 1:04.92 (5) | Int3: 1:21.69 (12) | Fin: 1:35.19 (17) | I1-I2: 31.92 (22) | I2-I3: 16.77 (45) | I3-Fin: 13.50 (43) | 0.08 0.41 0.77 1.16 | 32.29 | Sp1: 127.66 (39) | Avg.: 100.22 |
| 6 | HAEUSL Regina | GER | Int1: 33.72 (34) | Int2: 1:06.46 (46) | Int3: 1:23.13 (46) | Fin: 1:36.43 (43) | I1-I2: 32.74 (49) | I2-I3: 16.67 (35) | I3-Fin: 13.30 (25) | 0.80 1.95 2.21 2.40 | 65.95 | Sp1: 129.74 (16) | Avg.: 98.93 |
| 7 | SCHNEIDER Tanja | AUT | Int1: 34.10 (48) | Int2: 1:06.12 (40) | Int3: 1:22.85 (41) | Fin: 1:36.42 (41) | I1-I2: 32.02 (25) | I2-I3: 16.73 (42) | I3-Fin: 13.57 (45) | 1.18 1.61 1.93 2.39 | 65.69 | Sp1: 126.45 (44) | Avg.: 98.94 |
| 8 | GIVELET Anne-Laure | FRA | Int1: 33.53 (23) | Int2: 1:05.19 (12) | Int3: 1:21.66 (11) | Fin: 1:35.03 (12) | I1-I2: 31.66 (7) | I2-I3: 16.47 (16) | I3-Fin: 13.37 (30) | 0.61 0.68 0.74 1.00 | 27.89 | Sp1: 131.44 (4) | Avg.: 100.39 |
| 9 | HARGIN Janette | SWE | Int1: 33.79 (40) | Int2: 1:05.55 (22) | Int3: 1:22.14 (23) | Fin: 1:35.41 (23) | I1-I2: 31.76 (15) | I2-I3: 16.59 (29) | I3-Fin: 13.27 (22) | 0.87 1.04 1.22 1.38 | 38.33 | Sp1: 129.32 (20) | Avg.: 99.99 |
| 10 | MEISSNITZER Alexandra | AUT | Int1: 33.33 (8) | Int2: 1:04.88 (4) | Int3: 1:21.43 (7) | Fin: 1:34.53 (7) | I1-I2: 31.55 (5) | I2-I3: 16.55 (26) | I3-Fin: 13.10 (6) | 0.41 0.37 0.51 0.50 | 14.02 | Sp1: 128.07 (34) | Avg.: 100.92 |



AUDI FIS SKI WORLD CUP
1st LADIES DOWNHILL
PERFORMANCE ANALYSIS 2



Number of Competitors: 57

| Bib | Name | Nation | Positions | | | Partials | | | Difference | | Speed | | |
|-----|-------------------|--------|------------------|----------------------------|--------------------|-------------------|-----------------------------|-------------------|--------------------|------------------------------|-------|------------------|--------------|
| | | | Pos. | Time | Rank | Pos. | Time | Rank | Time | Dist(m) | Pos. | km/h | Rank |
| 11 | HEREGGER Selina | AUT | Int1: 33.43 (13) | Int2: 1:05.47 (18) | Int3: 1:21.80 (13) | Fin: 1:35.12 (15) | I1-I2: 32.04 (28) | I2-I3: 16.33 (7) | I3-Fin: 13.32 (28) | 0.51 0.96 0.88 1.09 | 30.37 | Sp1: 129.74 (16) | Avg.: 100.29 |
| 12 | BERTHOD Sylviane | SUI | Int1: 33.21 (5) | Int2: 1:05.01 (7) | Int3: 1:21.30 (6) | Fin: 1:34.36 (4) | I1-I2: 31.80 (18) | I2-I3: 16.29 (4) | I3-Fin: 13.06 (4) | 0.29 0.50 0.38 0.33 | 9.27 | Sp1: 130.58 (10) | Avg.: 101.10 |
| 13 | MATTEL Magda | FRA | Int1: 33.35 (11) | Int2: 1:05.05 (9) | Int3: 1:21.48 (9) | Fin: 1:34.97 (11) | I1-I2: 31.70 (11) | I2-I3: 16.43 (14) | I3-Fin: 13.49 (42) | 0.43 0.54 0.56 0.94 | 26.23 | Sp1: 132.31 (2) | Avg.: 100.45 |
| 14 | ALPIGER Ella | SUI | Int1: 33.52 (22) | Int2: 1:05.20 (14) | Int3: 1:21.83 (14) | Fin: 1:35.42 (24) | I1-I2: 31.68 (10) | I2-I3: 16.63 (32) | I3-Fin: 13.59 (47) | 0.60 0.69 0.91 1.39 | 38.60 | Sp1: 131.01 (8) | Avg.: 99.98 |
| 15 | CLARK Kirsten L | USA | Int1: 33.34 (9) | Int2: 1:04.85 (3) | Int3: 1:21.17 (4) | Fin: 1:34.33 (3) | I1-I2: 31.51 (3) | I2-I3: 16.32 (5) | I3-Fin: 13.16 (12) | 0.42 0.34 0.25 0.30 | 8.43 | Sp1: 129.74 (16) | Avg.: 101.13 |
| 16 | SUCHET Melanie | FRA | Int1: 34.03 (45) | Int2: 1:05.54 (20) | Int3: 1:22.05 (22) | Fin: 1:35.27 (19) | I1-I2: 31.51 (3) | I2-I3: 16.51 (22) | I3-Fin: 13.22 (18) | 1.11 1.03 1.13 1.24 | 34.49 | Sp1: 129.32 (20) | Avg.: 100.14 |
| 17 | STEMMER Stefanie | GER | Int1: 33.63 (28) | Int2: Int3: Fin: DNF | | | I1-I2: I2-I3: I3-Fin: | | | 0.71 | | Sp1: Avg.: | |
| 18 | RECCHIA Lucia | ITA | Int1: 33.49 (21) | Int2: 1:06.13 (42) | Int3: 1:22.60 (35) | Fin: 1:35.91 (33) | I1-I2: 32.64 (47) | I2-I3: 16.47 (16) | I3-Fin: 13.31 (26) | 0.57 1.62 1.68 1.88 | 51.94 | Sp1: 131.44 (4) | Avg.: 99.47 |
| 19 | KILDOW Lindsey C. | USA | Int1: 33.46 (18) | Int2: 1:05.87 (32) | Int3: 1:22.39 (30) | Fin: 1:35.53 (27) | I1-I2: 32.41 (38) | I2-I3: 16.52 (23) | I3-Fin: 13.14 (10) | 0.54 1.36 1.47 1.50 | 41.61 | Sp1: 125.66 (46) | Avg.: 99.86 |
| 20 | GERG Hilde | GER | Int1: 33.17 (4) | Int2: 1:04.51 (1) | Int3: 1:20.92 (1) | Fin: 1:34.19 (2) | I1-I2: 31.34 (2) | I2-I3: 16.41 (13) | I3-Fin: 13.27 (22) | 0.25 0.00 0.00 0.16 | 4.50 | Sp1: 128.90 (25) | Avg.: 101.28 |
| 21 | SCHILD Martina | SUI | Int1: 33.82 (41) | Int2: 1:05.77 (28) | Int3: 1:22.36 (29) | Fin: 1:35.77 (32) | I1-I2: 31.95 (23) | I2-I3: 16.59 (29) | I3-Fin: 13.41 (35) | 0.90 1.26 1.44 1.74 | 48.15 | Sp1: 128.07 (34) | Avg.: 99.61 |
| 22 | KOSTNER Isolde | ITA | Int1: 33.71 (33) | Int2: 1:06.07 (37) | Int3: 1:22.43 (31) | Fin: 1:35.57 (29) | I1-I2: 32.36 (35) | I2-I3: 16.36 (11) | I3-Fin: 13.14 (10) | 0.79 1.56 1.51 1.54 | 42.70 | Sp1: 130.16 (15) | Avg.: 99.82 |
| 23 | RUMPFHUBER Ingrid | AUT | Int1: 33.57 (25) | Int2: 1:05.43 (17) | Int3: 1:21.61 (10) | Fin: 1:34.71 (9) | I1-I2: 31.86 (21) | I2-I3: 16.18 (2) | I3-Fin: 13.10 (6) | 0.65 0.92 0.69 0.68 | 19.03 | Sp1: 130.58 (10) | Avg.: 100.73 |



AUDI FIS SKI WORLD CUP
1st LADIES DOWNHILL
PERFORMANCE ANALYSIS 2



Number of Competitors: 57

| Bib | Name | Nation | Positions | | | Partials | | | Difference | | Speed | | |
|-----|----------------------|--------|------------------|--------------------|--------------------|-------------------|-------------------|-------------------|--------------------|------------------------------|-------|------------------|--------------|
| | | | Pos. | Time | Rank | Pos. | Time | Rank | Time | Dist(m) | Pos. | km/h | Rank |
| 24 | MONTILLET Carole | FRA | Int1: 34.07 (47) | Int2: 1:05.03 (8) | Int3: 1:21.13 (3) | Fin: 1:34.03 (1) | I1-I2: 30.96 (1) | I2-I3: 16.10 (1) | I3-Fin: 12.90 (1) | 1.15 0.52 0.21 0.00 | 0.00 | Sp1: 131.01 (8) | Avg.: 101.46 |
| 25 | STYGER Nadia | SUI | Int1: 33.61 (27) | Int2: 1:05.63 (27) | Int3: 1:22.24 (24) | Fin: 1:35.59 (30) | I1-I2: 32.02 (25) | I2-I3: 16.61 (31) | I3-Fin: 13.35 (29) | 0.69 1.12 1.32 1.56 | 43.25 | Sp1: 125.26 (48) | Avg.: 99.80 |
| 26 | HUBER Isabelle | GER | Int1: 33.43 (13) | Int2: 1:05.19 (12) | Int3: 1:21.87 (17) | Fin: 1:35.11 (14) | I1-I2: 31.76 (15) | I2-I3: 16.68 (36) | I3-Fin: 13.24 (21) | 0.51 0.68 0.95 1.08 | 30.09 | Sp1: 128.90 (25) | Avg.: 100.30 |
| 27 | LALIVE Caroline | USA | Int1: 33.68 (32) | Int2: 1:05.50 (19) | Int3: 1:21.85 (15) | Fin: 1:34.96 (10) | I1-I2: 31.82 (19) | I2-I3: 16.35 (10) | I3-Fin: 13.11 (8) | 0.76 0.99 0.93 0.93 | 25.95 | Sp1: 128.48 (30) | Avg.: 100.46 |
| 28 | BORGHI Catherine | SUI | Int1: 33.22 (6) | Int2: 1:04.96 (6) | Int3: 1:21.18 (5) | Fin: 1:34.38 (6) | I1-I2: 31.74 (12) | I2-I3: 16.22 (3) | I3-Fin: 13.20 (17) | 0.30 0.45 0.26 0.35 | 9.83 | Sp1: 131.88 (3) | Avg.: 101.08 |
| 29 | BRYDON Emily | CAN | Int1: 33.66 (29) | Int2: 1:05.77 (28) | Int3: 1:22.48 (33) | Fin: 1:35.45 (25) | I1-I2: 32.11 (30) | I2-I3: 16.71 (40) | I3-Fin: 12.97 (2) | 0.74 1.26 1.56 1.42 | 39.42 | Sp1: 129.32 (20) | Avg.: 99.95 |
| 30 | RIESCH Maria | GER | Int1: 33.36 (12) | Int2: 1:05.11 (10) | Int3: 1:21.45 (8) | Fin: 1:34.62 (8) | I1-I2: 31.75 (14) | I2-I3: 16.34 (9) | I3-Fin: 13.17 (14) | 0.44 0.60 0.53 0.59 | 16.52 | Sp1: 131.44 (4) | Avg.: 100.82 |
| 31 | GOETSCHL Renate | AUT | Int1: 33.97 (44) | Int2: 1:05.56 (23) | Int3: 1:21.88 (18) | Fin: 1:35.04 (13) | I1-I2: 31.59 (6) | I2-I3: 16.32 (5) | I3-Fin: 13.16 (12) | 1.05 1.05 0.96 1.01 | 28.16 | Sp1: 130.58 (10) | Avg.: 100.38 |
| 32 | DORFMEISTER Michaela | AUT | Int1: 33.67 (30) | Int2: 1:05.41 (16) | Int3: 1:21.85 (15) | Fin: 1:35.24 (18) | I1-I2: 31.74 (12) | I2-I3: 16.44 (15) | I3-Fin: 13.39 (34) | 0.75 0.90 0.93 1.21 | 33.67 | Sp1: 130.58 (10) | Avg.: 100.17 |
| 33 | OBERMOSER Brigitte | AUT | Int1: 33.06 (3) | Int2: 1:05.16 (11) | Int3: 1:21.90 (19) | Fin: 1:35.31 (20) | I1-I2: 32.10 (29) | I2-I3: 16.74 (44) | I3-Fin: 13.41 (35) | 0.14 0.65 0.98 1.28 | 35.59 | Sp1: 130.58 (10) | Avg.: 100.09 |
| 34 | MENDES Jonna | USA | Int1: 33.34 (9) | Int2: 1:05.37 (15) | Int3: 1:21.90 (19) | Fin: 1:35.18 (16) | I1-I2: 32.03 (27) | I2-I3: 16.53 (24) | I3-Fin: 13.28 (24) | 0.42 0.86 0.98 1.15 | 32.02 | Sp1: 128.48 (30) | Avg.: 100.23 |
| 35 | JACQUEMOD Ingrid | FRA | Int1: 33.45 (16) | Int2: 1:05.57 (24) | Int3: 1:22.28 (25) | Fin: 1:35.59 (30) | I1-I2: 32.12 (31) | I2-I3: 16.71 (40) | I3-Fin: 13.31 (26) | 0.53 1.06 1.36 1.56 | 43.25 | Sp1: 126.85 (43) | Avg.: 99.80 |
| 36 | SUHADOLC Mojca | SLO | Int1: 33.72 (34) | Int2: 1:06.12 (40) | Int3: 1:22.69 (38) | Fin: 1:36.16 (37) | I1-I2: 32.40 (36) | I2-I3: 16.57 (27) | I3-Fin: 13.47 (41) | 0.80 1.61 1.77 2.13 | 58.70 | Sp1: 129.32 (20) | Avg.: 99.21 |



AUDI FIS SKI WORLD CUP
1st LADIES DOWNHILL
PERFORMANCE ANALYSIS 2



Number of Competitors: 57

| Bib | Name | Nation | Positions | | | Partials | | | Difference | | Speed | | |
|-----|-----------------------|--------|-----------------------------------------------------------------------------------|--------------------------------------------------------------|------------------------------|----------|---------------------------------|------|------------|---------|-------|------|------|
| | | | Pos. | Time | Rank | Pos. | Time | Rank | Time | Dist(m) | Pos. | km/h | Rank |
| 37 | WILHELM Kathrin | AUT | Int1: 33.57 (25) Int2: 1:05.91 (33) Int3: 1:22.60 (35) Fin: 1:36.01 (34) | I1-I2: 32.34 (34) I2-I3: 16.69 (38) I3-Fin: 13.41 (35) | 0.65 1.40 1.68 1.98 | 54.65 | Sp1: 129.32 (20) Avg.: 99.36 | | | | | | |
| 38 | MANCUSO Julia | USA | Int1: 33.93 (42) Int2: 1:06.47 (47) Int3: 1:23.12 (45) Fin: 1:36.35 (40) | I1-I2: 32.54 (40) I2-I3: 16.65 (33) I3-Fin: 13.23 (20) | 1.01 1.96 2.20 2.32 | 63.81 | Sp1: 125.66 (46) Avg.: 99.01 | | | | | | |
| 39 | MUELLER Tamara | SUI | Int1: 34.16 (51) Int2: 1:06.11 (39) Int3: 1:22.65 (37) Fin: 1:36.09 (36) | I1-I2: 31.95 (23) I2-I3: 16.54 (25) I3-Fin: 13.44 (39) | 1.24 1.60 1.73 2.06 | 56.81 | Sp1: 129.74 (16) Avg.: 99.28 | | | | | | |
| 40 | DABIC Lea | SLO | Int1: 34.29 (53) Int2: 1:07.08 (51) Int3: 1:24.23 (51) Fin: 1:37.85 (52) | I1-I2: 32.79 (51) I2-I3: 17.15 (53) I3-Fin: 13.62 (49) | 1.37 2.57 3.31 3.82 | 103.45 | Sp1: 127.66 (39) Avg.: 97.50 | | | | | | |
| 41 | PIEREN Tanja | SUI | Int1: 34.16 (51) Int2: 1:06.74 (49) Int3: 1:23.42 (48) Fin: 1:36.93 (50) | I1-I2: 32.58 (44) I2-I3: 16.68 (36) I3-Fin: 13.51 (44) | 1.24 2.23 2.50 2.90 | 79.28 | Sp1: 128.48 (30) Avg.: 98.42 | | | | | | |
| 42 | POWERS Alison | USA | Int1: 33.53 (23) Int2: 1:07.80 (52) Int3: 1:24.50 (52) Fin: 1:37.59 (51) | I1-I2: 34.27 (54) I2-I3: 16.70 (39) I3-Fin: 13.09 (5) | 0.61 3.29 3.58 3.56 | 96.67 | Sp1: 117.52 (54) Avg.: 97.76 | | | | | | |
| 43 | AUFDENBLATTEN Fraenzi | SUI | Int1: 33.78 (38) Int2: 1:05.60 (25) Int3: 1:22.33 (27) Fin: 1:35.55 (28) | I1-I2: 31.82 (19) I2-I3: 16.73 (42) I3-Fin: 13.22 (18) | 0.86 1.09 1.41 1.52 | 42.16 | Sp1: 126.05 (45) Avg.: 99.84 | | | | | | |
| 44 | LUDLOW Libby | USA | Int1: 34.13 (50) Int2: 1:06.91 (50) Int3: 1:23.49 (50) Fin: 1:36.86 (47) | I1-I2: 32.78 (50) I2-I3: 16.58 (28) I3-Fin: 13.37 (30) | 1.21 2.40 2.57 2.83 | 77.43 | Sp1: 128.07 (34) Avg.: 98.49 | | | | | | |
| 45 | SIMARD Genevieve | CAN | Int1: 33.44 (15) Int2: 1:05.84 (30) Int3: 1:22.85 (41) Fin: 1:36.23 (38) | I1-I2: 32.40 (36) I2-I3: 17.01 (51) I3-Fin: 13.38 (33) | 0.52 1.33 1.93 2.20 | 60.58 | Sp1: 124.48 (49) Avg.: 99.14 | | | | | | |
| 46 | MCCARTY Bryna | USA | Int1: 33.32 (7) Int2: 1:05.86 (31) Int3: 1:22.33 (27) Fin: 1:35.46 (26) | I1-I2: 32.54 (40) I2-I3: 16.47 (16) I3-Fin: 13.13 (9) | 0.40 1.35 1.41 1.43 | 39.70 | Sp1: 128.07 (34) Avg.: 99.94 | | | | | | |
| 47 | OWENS Jenny | AUS | Int1: 33.67 (30) Int2: 1:06.21 (43) Int3: 1:22.87 (43) Fin: 1:36.47 (45) | I1-I2: 32.54 (40) I2-I3: 16.66 (34) I3-Fin: 13.60 (48) | 0.75 1.70 1.95 2.44 | 67.03 | Sp1: 128.48 (30) Avg.: 98.89 | | | | | | |
| 48 | HILD Ellen | GER | Int1: Int2: Int3: Fin: DNS | I1-I2: I2-I3: I3-Fin: | | | Sp1: Avg.: | | | | | | |
| 49 | HALTMAYR Petra | GER | Int1: 33.76 (36) Int2: 1:06.02 (35) Int3: 1:22.84 (39) Fin: 1:36.47 (45) | I1-I2: 32.26 (33) I2-I3: 16.82 (47) I3-Fin: 13.63 (51) | 0.84 1.51 1.92 2.44 | 67.03 | Sp1: 124.09 (51) Avg.: 98.89 | | | | | | |



AUDI FIS SKI WORLD CUP
1st LADIES DOWNHILL
PERFORMANCE ANALYSIS 2



Number of Competitors: 57

| Bib | Name | Nation | Positions | | | Partials | | | Difference | | Speed | | |
|-----|--------------------------|--------|-----------------------------------------------------------------------------------|--------------------------------------------------------------|------------------------------|----------|----------------------------------|------|------------|---------|-------|------|------|
| | | | Pos. | Time | Rank | Pos. | Time | Rank | Time | Dist(m) | Pos. | km/h | Rank |
| 50 | ALCOTT Chimene | GBR | Int1: 33.78 (38) Int2: 1:05.54 (20) Int3: 1:22.03 (21) Fin: 1:35.40 (22) | I1-I2: 31.76 (15) I2-I3: 16.49 (19) I3-Fin: 13.37 (30) | 0.86 1.03 1.11 1.37 | 38.06 | Sp1: 128.90 (25) Avg.: 100.00 | | | | | | |
| 51 | VAN NESS Lauren | USA | Int1: 34.60 (55) Int2: 1:08.12 (53) Int3: 1:25.47 (54) Fin: 1:39.40 (54) | I1-I2: 33.52 (52) I2-I3: 17.35 (54) I3-Fin: 13.93 (54) | 1.68 3.61 4.55 5.37 | 143.16 | Sp1: 123.33 (52) Avg.: 95.98 | | | | | | |
| 52 | KRISTJANSDETTIR Dagny I. | ISL | Int1: 33.77 (37) Int2: 1:06.38 (45) Int3: 1:23.46 (49) Fin: 1:36.88 (48) | I1-I2: 32.61 (46) I2-I3: 17.08 (52) I3-Fin: 13.42 (38) | 0.85 1.87 2.54 2.85 | 77.96 | Sp1: 119.64 (53) Avg.: 98.47 | | | | | | |
| 53 | BOUCHER Sara-Maude | CAN | Int1: 34.45 (54) Int2: 1:08.21 (54) Int3: 1:25.06 (53) Fin: 1:38.25 (53) | I1-I2: 33.76 (53) I2-I3: 16.85 (49) I3-Fin: 13.19 (15) | 1.53 3.70 4.14 4.22 | 113.82 | Sp1: 127.26 (41) Avg.: 97.10 | | | | | | |
| 54 | MAZE Tina | SLO | Int1: 34.06 (46) Int2: 1:06.61 (48) Int3: 1:23.11 (44) Fin: 1:36.30 (39) | I1-I2: 32.55 (43) I2-I3: 16.50 (21) I3-Fin: 13.19 (15) | 1.14 2.10 2.19 2.27 | 62.47 | Sp1: 127.26 (41) Avg.: 99.07 | | | | | | |
| 55 | KLEON Barbara | ITA | Int1: 33.46 (18) Int2: 1:05.92 (34) Int3: 1:22.28 (25) Fin: 1:35.31 (20) | I1-I2: 32.46 (39) I2-I3: 16.36 (11) I3-Fin: 13.03 (3) | 0.54 1.41 1.36 1.28 | 35.59 | Sp1: 133.20 (1) Avg.: 100.09 | | | | | | |
| 56 | RISLER Christina | CAN | Int1: 34.72 (56) Int2: Int3: Fin: DNF | I1-I2: I2-I3: I3-Fin: | 1.80 | | Sp1: Avg.: | | | | | | |
| 57 | FLEMMEN Andrine | NOR | Int1: 34.12 (49) Int2: 1:06.37 (44) Int3: 1:23.24 (47) Fin: 1:36.90 (49) | I1-I2: 32.25 (32) I2-I3: 16.87 (50) I3-Fin: 13.66 (52) | 1.20 1.86 2.32 2.87 | 78.49 | Sp1: 128.90 (25) Avg.: 98.45 | | | | | | |

LEGEND

Pos Intermediate or Speed Position **Int1:** Intermediate 1 **DNF** Did Not Finish **DNS** Did Not Start
Avg. Average Speed for the race **Int2:** Intermediate 2 **Sp1:** Speed Trap 1 **Fin:** Finish
Dist(m) Distance behind the first **Int3:** Intermediate 3



AUDI FIS SKI WORLD CUP



AUDI FIS SKI WORLD CUP AFTER 1st LADIES DOWNHILL DOWNHILL FIS WCSL LIST

Number of Competitors: 57

5 DEC 2003 Lake Louise (CAN)

| Rank | FIS Code | Name | Nation | 1 | Base | - X | + Y | = WCSL-DH |
|------|----------|-------------------------|--------|-----|------|-----|-----|-----------|
| 1 | 195374 | MONTILLET Carole | FRA | 100 | 349 | 39 | 100 | 410 |
| 2 | 55069 | GOETSCHL Renate | AUT | 20 | 413 | 46 | 20 | 387 |
| 3 | 55198 | DORFMEISTER Michaela | AUT | 13 | 394 | 44 | 13 | 363 |
| 4 | 536138 | CLARK Kirsten L | USA | 60 | 316 | 35 | 60 | 341 |
| 5 | 515098 | REY BELLET Corinne | SUI | - | 310 | 34 | - | 276 |
| 6 | 205117 | GERG Hilde | GER | 80 | 214 | 24 | 80 | 270 |
| 7 | 55212 | MEISSNITZER Alexandra | AUT | 36 | 219 | 24 | 36 | 231 |
| 8 | 105546 | TURGEON Melanie | CAN | - | 249 | 28 | - | 221 |
| 9 | 515409 | BERTHOD Sylviane | SUI | 50 | 136 | 15 | 50 | 171 |
| 9 | 55261 | OBERMOSER Brigitte | AUT | 11 | 180 | 20 | 11 | 171 |
| 11 | 295136 | CECCARELLI Daniela | ITA | 45 | 136 | 15 | 45 | 166 |
| 12 | 536477 | MENDES Jonna | USA | 15 | 153 | 17 | 15 | 151 |
| 13 | 515348 | BORGHI Catherine | SUI | 40 | 114 | 13 | 40 | 141 |
| 14 | 195671 | JACQUEMOD Ingrid | FRA | 1 | 153 | 17 | 1 | 137 |
| 15 | 206001 | RIESCH Maria | GER | 32 | 115 | 13 | 32 | 134 |
| 16 | 295342 | PUTZER Karen | ITA | - | 143 | 16 | - | 127 |
| 17 | 385022 | KOSTELIC Janica | CRO | - | 136 | 15 | - | 121 |
| 18 | 295588 | KOSTNER Isolde | ITA | 2 | 118 | 13 | 2 | 107 |
| 19 | 536473 | LALIVE Caroline | USA | 26 | 90 | 10 | 26 | 106 |
| 20 | 55538 | WIRTH Katja | AUT | 14 | 81 | 9 | 14 | 86 |
| 21 | 205820 | HUBER Isabelle | GER | 18 | 73 | 8 | 18 | 83 |
| 22 | 205392 | HAEUSL Regina | GER | - | 78 | 9 | - | 69 |
| 23 | 205378 | ERTL Martina | GER | - | 67 | 7 | - | 60 |
| 24 | 565037 | SUHADOLC Mojca | SLO | - | 60 | 7 | - | 53 |
| 25 | 505632 | LINDELL-VIKARBY Jessica | SWE | - | 56 | 6 | - | 50 |
| 26 | 55596 | WILHELM Kathrin | AUT | - | 55 | 6 | - | 49 |
| 27 | 195503 | SUCHET Melanie | FRA | 12 | 36 | 4 | 12 | 44 |
| 28 | 537545 | MANCUSO Julia | USA | - | 44 | 5 | - | 39 |
| 29 | 515403 | MUELLER Tamara | SUI | - | 41 | 5 | - | 36 |
| 30 | 515429 | DUMERMUTH Monika | SUI | - | 38 | 4 | - | 34 |
| 30 | 55588 | RUMPFHUBER Ingrid | AUT | 29 | 6 | 1 | 29 | 34 |
| 32 | 515496 | IMLIG Corinne | SUI | - | 35 | 4 | - | 31 |
| 33 | 55691 | SPONRING Christine | AUT | - | 32 | 4 | - | 28 |
| 34 | 55290 | HEREGGER Selina | AUT | 16 | 11 | 1 | 16 | 26 |
| 35 | 505260 | HARGIN Janette | SWE | 8 | 19 | 2 | 8 | 25 |





AUDI FIS SKI WORLD CUP



AUDI FIS SKI WORLD CUP AFTER 1st LADIES DOWNHILL DOWNHILL FIS WCSL LIST

Number of Competitors: 57

5 DEC 2003 Lake Louise (CAN)

| Rank | FIS Code | Name | Nation | 1 | Base | - X | + Y | = WCSL-DH |
|------|----------|-----------------------|--------|----|------|-----|-----|-----------|
| 36 | 195837 | MATTEL Magda | FRA | 24 | - | - | 24 | 24 |
| 37 | 195920 | GIVELET Anne-Laure | FRA | 22 | - | - | 22 | 22 |
| 38 | 195868 | MEILLEUR Karine | FRA | - | 22 | 2 | - | 20 |
| 39 | 515170 | STYGER Nadia | SUI | 1 | 20 | 2 | 1 | 19 |
| 40 | 515560 | SCHILD Martina | SUI | - | 20 | 2 | - | 18 |
| 41 | 536884 | LUDLOW Libby | USA | - | 16 | 2 | - | 14 |
| 42 | 535529 | MONAHAN Kathleen | USA | - | 14 | 2 | - | 12 |
| 42 | 295533 | RECCHIA Lucia | ITA | - | 14 | 2 | - | 12 |
| 44 | 295449 | KLEON Barbara | ITA | 11 | - | - | 11 | 11 |
| 45 | 295463 | BASSIS Patrizia | ITA | - | 11 | 1 | - | 10 |
| 45 | 55383 | BLASER Karin | AUT | - | 11 | 1 | - | 10 |
| 45 | 105997 | BRYDON Emily | CAN | 6 | 4 | - | 6 | 10 |
| 45 | 537446 | MCCARTY Bryna | USA | 5 | 6 | 1 | 5 | 10 |
| 49 | 225206 | ALCOTT Chimene | GBR | 9 | - | - | 9 | 9 |
| 50 | 515478 | ALPIGER Ella | SUI | 7 | 1 | - | 7 | 8 |
| 51 | 537544 | KILDOW Lindsey C. | USA | 4 | 3 | - | 4 | 7 |
| 51 | 536479 | POWERS Alison | USA | - | 8 | 1 | - | 7 |
| 53 | 515573 | AUFDENBLATTEN Fraenzi | SUI | 3 | - | - | 3 | 3 |
| 53 | 105662 | LEFRANCOIS Anne Marie | CAN | - | 3 | - | - | 3 |
| 53 | 55052 | SCHNEIDER Tanja | AUT | - | 3 | - | - | 3 |
| 53 | 485062 | ZELENSKAJA Warwara | RUS | - | 3 | - | - | 3 |
| 57 | 205119 | HALTMAYR Petra | GER | - | 2 | - | - | 2 |

Number of Competitors per Nation until 60th position

| | | | | | |
|----------|---------|---------|----------|---------|---------|
| AUT : 11 | CAN : 3 | CRO : 1 | FRA : 6 | GBR : 1 | GER : 6 |
| ITA : 6 | RUS : 1 | SLO : 1 | SUI : 10 | SWE : 2 | USA : 9 |

LEGEND

Base Last season WCSL points
X (Base / number of planned races in the current season) * number of completed races in the current season
Y WC points won in the current season
WCSL-DH World Cup Start List points for Downhill

05-12-2003 / Lake Louise (CAN) / 5360

Page 2/2

www.fis-ski.com

Generation Date: FRI 5 DEC 2003

Time: 12:09 Swatch Internet Time: @839

Document: 60A 1.0





AUDI FIS SKI WORLD CUP



AUDI FIS SKI WORLD CUP AFTER 1st LADIES DOWNHILL OVERALL FIS WCSL LIST


Number of Competitors: 131

| Rank | FIS Code | Name | Nation | WCSL | DH | SL | GS | SG | K |
|------|----------|-----------------------|--------|------|----------|----------|----------|----------|---------|
| 1 | 385022 | KOSTELIC Janica | CRO | 1603 | 121 (17) | 729 (1) | 272 (9) | 281 (9) | 200 (1) |
| 2 | 505483 | PAERSON Anja | SWE | 1263 | – | 593 (2) | 640 (1) | 30 (36) | – |
| 3 | 205378 | ERTL Martina | GER | 1082 | 60 (23) | 250 (10) | 361 (4) | 291 (7) | 120 (2) |
| 4 | 55198 | DORFMEISTER Michaela | AUT | 1043 | 363 (3) | – | 246 (10) | 398 (3) | 36 (13) |
| 5 | 295342 | PUTZER Karen | ITA | 1026 | 127 (16) | – | 455 (2) | 394 (5) | 50 (10) |
| 6 | 195374 | MONTILLET Carole | FRA | 995 | 410 (1) | – | 74 (29) | 511 (1) | – |
| 7 | 55212 | MEISSNITZER Alexandra | AUT | 913 | 231 (7) | – | 287 (7) | 395 (4) | – |
| 8 | 55069 | GOETSCHL Renate | AUT | 896 | 387 (2) | – | 19 (42) | 490 (2) | – |
| 9 | 536138 | CLARK Kirsten L | USA | 757 | 341 (4) | – | 66 (30) | 332 (6) | 18 (19) |
| 10 | 55690 | HOSP Nicole | AUT | 666 | – | 257 (9) | 329 (5) | – | 80 (6) |
| 11 | 185140 | POUTIAINEN Tanja | FIN | 582 | – | 390 (4) | 192 (14) | – | – |
| 12 | 515268 | NEF Sonja | SUI | 576 | – | 264 (8) | 312 (6) | – | – |
| 13 | 205117 | GERG Hilde | GER | 561 | 270 (6) | – | 10 (46) | 281 (9) | – |
| 14 | 55261 | OBERMOSER Brigitte | AUT | 539 | 171 (9) | – | 107 (24) | 239 (13) | 22 (17) |
| 15 | 515098 | REY BELLET Corinne | SUI | 518 | 276 (5) | – | – | 242 (12) | – |
| 16 | 55590 | SCHILD Marlies | AUT | 490 | – | 440 (3) | – | – | 50 (10) |
| 17 | 295136 | CECCARELLI Daniela | ITA | 477 | 166 (11) | – | 7 (49) | 289 (8) | 15 (22) |
| 18 | 505187 | OTTOSSON Anna | SWE | 439 | – | 178 (15) | 229 (11) | 32 (34) | – |
| 19 | 105546 | TURGEON Melanie | CAN | 424 | 221 (8) | – | – | 203 (14) | – |
| 20 | 536477 | MENDES Jonna | USA | 404 | 151 (12) | – | 2 (58) | 251 (11) | – |
| 21 | 505084 | NOWEN Ylva | SWE | 392 | – | 238 (11) | 154 (17) | – | – |
| 22 | 195249 | PEQUEGNOT Laure | FRA | 390 | – | 389 (5) | 1 (61) | – | – |
| 23 | 195377 | PASCAL Christel | FRA | 376 | – | 343 (6) | 33 (37) | – | – |
| 24 | 295445 | KARBON Denise | ITA | 369 | – | 5 (52) | 364 (3) | – | – |
| 25 | 536473 | LALIVE Caroline | USA | 347 | 106 (19) | – | 53 (33) | 136 (15) | 52 (9) |
| 26 | 536481 | SCHLEPER Sarah | USA | 337 | – | 167 (16) | 170 (16) | – | – |
| 27 | 295435 | GIUS Nicole | ITA | 317 | – | 270 (7) | 47 (34) | – | – |
| 28 | 515370 | OESTER Marlies | SUI | 312 | – | 122 (20) | 90 (26) | – | 100 (4) |
| 29 | 495065 | RIENDA CONTRERAS M. | SPA | 291 | – | 17 (45) | 274 (8) | – | – |
| 29 | 206001 | RIESCH Maria | GER | 291 | 134 (15) | 20 (41) | 8 (48) | 24 (39) | 105 (3) |
| 31 | 535825 | KOZNICK Kristina | USA | 276 | – | 217 (13) | 59 (31) | – | – |
| 32 | 106056 | SIMARD Genevieve | CAN | 250 | – | – | 92 (25) | 120 (16) | 38 (12) |
| 33 | 515409 | BERTHOD Sylviane | SUI | 244 | 171 (9) | – | – | 73 (23) | – |
| 34 | 205636 | BERGMANN-SCHMUDERER | GER | 238 | – | 238 (11) | – | – | – |
| 35 | 565243 | MAZE Tina | SLO | 228 | – | – | 228 (12) | – | – |
| 36 | 425001 | FLEMMEN Andrine | NOR | 225 | – | – | 225 (13) | – | – |





AUDI FIS SKI WORLD CUP



AUDI FIS SKI WORLD CUP AFTER 1st LADIES DOWNHILL OVERALL FIS WCSL LIST

Number of Competitors: 131

| Rank | FIS Code | Name | Nation | WCSL | DH | SL | GS | SG | K |
|------|----------|-------------------------|--------|------|----------|----------|----------|----------|---------|
| 36 | 55313 | ROHREGGER Eveline | AUT | 225 | – | – | 127 (19) | 98 (19) | – |
| 38 | 195671 | JACQUEMOD Ingrid | FRA | 220 | 137 (14) | – | – | 83 (20) | – |
| 39 | 55576 | GOERGL Elisabeth | AUT | 215 | – | 101 (21) | 114 (23) | – | – |
| 40 | 295588 | KOSTNER Isolde | ITA | 213 | 107 (18) | – | – | 106 (18) | – |
| 41 | 55302 | EGGER Sabine | AUT | 198 | – | 198 (14) | – | – | – |
| 42 | 537545 | MANCUSO Julia | USA | 195 | 39 (28) | 19 (43) | 3 (56) | 53 (25) | 81 (5) |
| 43 | 155415 | ZAHROBSKA Sarka | CZE | 191 | – | 136 (19) | – | – | 55 (8) |
| 44 | 105741 | FORSYTH Allison | CAN | 183 | – | 5 (52) | 178 (15) | – | – |
| 45 | 515348 | BORGI Catherine | SUI | 182 | 141 (13) | – | – | 25 (37) | 16 (20) |
| 46 | 55539 | BERGER Silvia | AUT | 172 | – | – | 123 (21) | 49 (27) | – |
| 46 | 505632 | LINDELL-VIKARBY Jessica | SWE | 172 | 50 (25) | – | 39 (35) | 22 (41) | 61 (7) |
| 48 | 106022 | JANYK Britt | CAN | 169 | – | 45 (35) | 124 (20) | – | – |
| 48 | 296259 | MOELGG Manuela | ITA | 169 | – | 56 (32) | 88 (28) | 1 (57) | 24 (15) |
| 50 | 205115 | GERG Annemarie | GER | 166 | – | 165 (17) | 1 (61) | – | – |
| 51 | 565037 | SUHADOLC Mojca | SLO | 162 | 53 (24) | – | – | 109 (17) | – |
| 52 | 355002 | HEEB-BATLINER Birgit | LIE | 154 | – | – | 154 (17) | – | – |
| 53 | 55538 | WIRTH Katja | AUT | 152 | 86 (20) | – | – | 52 (26) | 14 (23) |
| 54 | 515573 | AUFDENBLATTEN Fraenzi | SUI | 151 | 3 (53) | – | 57 (32) | 75 (22) | 16 (20) |
| 55 | 425051 | ROGNMO Trine-bakke | NOR | 144 | – | 144 (18) | – | – | – |
| 56 | 425389 | NILSEN Stina Hofgard | NOR | 115 | – | – | 115 (22) | – | – |
| 57 | 105997 | BRYDON Emily | CAN | 111 | 10 (45) | – | – | 77 (21) | 24 (15) |
| 58 | 296008 | MERIGHETTI Daniela | ITA | 106 | – | 16 (46) | 90 (26) | – | – |
| 59 | 205392 | HAEUSL Regina | GER | 104 | 69 (22) | – | – | 35 (32) | – |
| 60 | 205820 | HUBER Isabelle | GER | 99 | 83 (21) | – | – | 16 (45) | – |
| 60 | 515403 | MUELLER Tamara | SUI | 99 | 36 (29) | – | – | 63 (24) | – |
| 62 | 505271 | EKMAN Susanne | SWE | 95 | – | 90 (23) | 5 (53) | – | – |
| 63 | 55691 | SPONRING Christine | AUT | 94 | 28 (33) | 66 (28) | – | – | – |
| 63 | 55359 | TRUPPE Karin | AUT | 94 | – | 94 (22) | – | – | – |
| 65 | 415069 | RIEGLER Claudia | NZE | 89 | – | 89 (24) | – | – | – |
| 66 | 195215 | VIDAL Vanessa | FRA | 83 | – | 83 (25) | – | – | – |
| 67 | 195503 | SUCHET Melanie | FRA | 80 | 44 (27) | – | – | 36 (31) | – |
| 68 | 385027 | FLEISS Nika | CRO | 79 | – | 79 (26) | – | – | – |
| 69 | 515092 | GRUENENFELDER Corina | SUI | 69 | – | 69 (27) | – | – | – |
| 70 | 536884 | LUDLOW Libby | USA | 62 | 14 (41) | – | – | 48 (28) | – |
| 71 | 565207 | DABIC Lea | SLO | 61 | – | 39 (38) | – | – | 22 (17) |
| 72 | 425380 | BREMSETH Lisa | NOR | 59 | – | 59 (29) | – | – | – |





AUDI FIS SKI WORLD CUP



AUDI FIS SKI WORLD CUP AFTER 1st LADIES DOWNHILL OVERALL FIS WCSL LIST

Number of Competitors: 131

| Rank | FIS Code | Name | Nation | WCSL | DH | SL | GS | SG | K |
|------|----------|------------------------|--------|------|---------|---------|---------|---------|---------|
| 72 | 295265 | CERESA Annalisa | ITA | 59 | - | 59 (29) | - | - | - |
| 72 | 565097 | PRETNAR Spela | SLO | 59 | - | 58 (31) | 1 (61) | - | - |
| 75 | 515429 | DUMERMUTH Monika | SUI | 58 | 34 (30) | - | - | 24 (39) | - |
| 76 | 295533 | RECCHIA Lucia | ITA | 56 | 12 (42) | - | - | 44 (29) | - |
| 77 | 55596 | WILHELM Kathrin | AUT | 55 | 49 (26) | - | - | 6 (51) | - |
| 78 | 55052 | SCHNEIDER Tanja | AUT | 54 | 3 (53) | - | 7 (49) | 44 (29) | - |
| 79 | 295738 | BACHMANN Silke | ITA | 50 | - | 16 (46) | 34 (36) | - | - |
| 80 | 425359 | BERNTSEN Hedda | NOR | 49 | - | 49 (33) | - | - | - |
| 80 | 55759 | KIRCHGASSER Michaela | AUT | 49 | - | 49 (33) | - | - | - |
| 82 | 55290 | HEREGGER Selina | AUT | 48 | 26 (34) | - | - | 22 (41) | - |
| 82 | 537772 | STIEGLER Resi | USA | 48 | - | 22 (40) | - | - | 26 (14) |
| 82 | 515170 | STYGER Nadia | SUI | 48 | 19 (39) | - | 14 (45) | 15 (46) | - |
| 85 | 505260 | HARGIN Janette | SWE | 47 | 25 (35) | - | - | 22 (41) | - |
| 86 | 55388 | RAICH Carina | AUT | 44 | - | 44 (36) | - | - | - |
| 87 | 425458 | VIKEN Line | NOR | 43 | - | 43 (37) | - | - | - |
| 88 | 295449 | KLEON Barbara | ITA | 39 | 11 (44) | - | 15 (44) | 13 (47) | - |
| 89 | 495318 | RUIZ CASTILLO Carolina | SPA | 38 | - | - | 3 (56) | 35 (32) | - |
| 90 | 535529 | MONAHAN Kathleen | USA | 37 | 12 (42) | - | - | 25 (37) | - |
| 90 | 55588 | RUMPFHUBER Ingrid | AUT | 37 | 34 (30) | - | - | 3 (54) | - |
| 92 | 485062 | ZELENSKAJA Warwara | RUS | 35 | 3 (53) | - | - | 32 (34) | - |
| 93 | 295927 | PLANATSCHER Maddalena | ITA | 33 | - | - | 33 (37) | - | - |
| 94 | 295463 | BASSIS Patrizia | ITA | 32 | 10 (45) | - | - | 22 (41) | - |
| 95 | 515496 | IMLIG Corinne | SUI | 31 | 31 (32) | - | - | - | - |
| 96 | 185058 | RAITA Henna | FIN | 30 | - | 30 (39) | - | - | - |
| 97 | 195868 | MEILLEUR Karine | FRA | 27 | 20 (38) | - | - | 7 (49) | - |
| 98 | 195920 | GIVELET Anne-Laure | FRA | 25 | 22 (37) | - | - | 3 (54) | - |
| 99 | 565109 | DOVZAN Alenka | SLO | 24 | - | - | 24 (39) | - | - |
| 99 | 195837 | MATTEL Magda | FRA | 24 | 24 (36) | - | - | - | - |
| 101 | 195927 | LAZIER Laurence | FRA | 23 | - | - | 23 (40) | - | - |
| 102 | 515095 | KUMMER Lilian | SUI | 21 | - | - | 21 (41) | - | - |
| 103 | 505610 | BORSSEN Therese | SWE | 20 | - | 20 (41) | - | - | - |
| 104 | 225206 | ALCOTT Chimene | GBR | 19 | 9 (49) | - | 6 (51) | 4 (53) | - |
| 105 | 515560 | SCHILD Martina | SUI | 18 | 18 (40) | - | - | - | - |
| 105 | 705287 | ZUZULOVA Veronika | SVK | 18 | - | 18 (44) | - | - | - |
| 107 | 195931 | PELTIER Audrey | FRA | 16 | - | - | 16 (43) | - | - |
| 107 | 155047 | ZAKOURILOVA Petra | CZE | 16 | - | 16 (46) | - | - | - |





AUDI FIS SKI WORLD CUP



AUDI FIS SKI WORLD CUP AFTER 1st LADIES DOWNHILL OVERALL FIS WCSL LIST

Number of Competitors: 131

| Rank | FIS Code | Name | Nation | WCSL | DH | SL | GS | SG | K |
|------|----------|------------------------|--------|------|---------|---------|--------|--------|---|
| 109 | 385032 | JELUSIC Ana | CRO | 14 | – | 5 (52) | 9 (47) | – | – |
| 110 | 296073 | MORANDINI Claudia | ITA | 13 | – | 13 (49) | – | – | – |
| 111 | 55383 | BLASER Karin | AUT | 10 | 10 (45) | – | – | – | – |
| 111 | 537446 | MCCARTY Bryna | USA | 10 | 10 (45) | – | – | – | – |
| 113 | 565004 | BOKAL Natasa | SLO | 9 | – | 9 (50) | – | – | – |
| 113 | 55339 | LECHNER Martina | AUT | 9 | – | – | – | 9 (48) | – |
| 115 | 515478 | ALPIGER Ella | SUI | 8 | 8 (50) | – | – | – | – |
| 116 | 537544 | KILDOW Lindsey C. | USA | 7 | 7 (51) | – | – | – | – |
| 116 | 515166 | PIEREN Tanja | SUI | 7 | – | – | – | 7 (49) | – |
| 116 | 536479 | POWERS Alison | USA | 7 | 7 (51) | – | – | – | – |
| 119 | 515534 | DICHT Erika | SUI | 6 | – | – | 6 (51) | – | – |
| 119 | 505335 | HULTDIN Malin | SWE | 6 | – | 6 (51) | – | – | – |
| 121 | 295462 | MAJ Chiara | ITA | 5 | – | – | – | 5 (52) | – |
| 122 | 195912 | DE LEYMARIE Florine | FRA | 4 | – | 4 (55) | – | – | – |
| 122 | 515766 | SUTER Fabienne | SUI | 4 | – | – | 4 (54) | – | – |
| 122 | 295807 | VIERIN Sonia | ITA | 4 | – | – | 4 (54) | – | – |
| 125 | 105662 | LEFRANCOIS Anne Marie | CAN | 3 | 3 (53) | – | – | – | – |
| 125 | 295800 | TAGLIABUE Elena | ITA | 3 | – | – | – | 3 (54) | – |
| 127 | 195193 | DUVILLARD Kristina | FRA | 2 | – | – | 2 (58) | – | – |
| 127 | 495107 | GALINDO SANTOLARIA Ana | SPA | 2 | – | – | 2 (58) | – | – |
| 127 | 205119 | HALTMAYR Petra | GER | 2 | 2 (57) | – | – | – | – |
| 130 | 485217 | ALIEVA Olesja | RUS | 1 | – | – | 1 (61) | – | – |
| 130 | 195291 | PELLAT-FINET Caroline | FRA | 1 | – | – | 1 (61) | – | – |

LEGEND

GS Giant Slalom points **SG** Super-G points **DH** Downhill points **WCSL** Overall points **SL** Slalom points
K Combined points

05-12-2003 / Lake Louise (CAN) / 5360

Page 4/4

www.fis-ski.com

Generation Date: FRI 5 DEC 2003

Time: 12:09 Swatch Internet Time: @839

Document: 60B 1.0





AUDI FIS SKI WORLD CUP



AUDI FIS SKI WORLD CUP 1st LADIES DOWNHILL DOWNHILL FIS WORLD CUP STANDINGS

Number of Competitors: 31

5 DEC 2003 Lake Louise (CAN)

| Rank | FIS Code | Name | Nation | 1 | WC-DH | Diff. |
|------|----------|-----------------------|--------|-----|-------|-------|
| 1 | 195374 | MONTILLET Carole | FRA | 100 | 100 | |
| 2 | 205117 | GERG Hilde | GER | 80 | 80 | - 20 |
| 3 | 536138 | CLARK Kirsten L | USA | 60 | 60 | - 40 |
| 4 | 515409 | BERTHOD Sylviane | SUI | 50 | 50 | - 50 |
| 5 | 295136 | CECCARELLI Daniela | ITA | 45 | 45 | - 55 |
| 6 | 515348 | BORGHI Catherine | SUI | 40 | 40 | - 60 |
| 7 | 55212 | MEISSNITZER Alexandra | AUT | 36 | 36 | - 64 |
| 8 | 206001 | RIESCH Maria | GER | 32 | 32 | - 68 |
| 9 | 55588 | RUMPFHUBER Ingrid | AUT | 29 | 29 | - 71 |
| 10 | 536473 | LALIVE Caroline | USA | 26 | 26 | - 74 |
| 11 | 195837 | MATTEL Magda | FRA | 24 | 24 | - 76 |
| 12 | 195920 | GIVELET Anne-Laure | FRA | 22 | 22 | - 78 |
| 13 | 55069 | GOETSCHL Renate | AUT | 20 | 20 | - 80 |
| 14 | 205820 | HUBER Isabelle | GER | 18 | 18 | - 82 |
| 15 | 55290 | HEREGGER Selina | AUT | 16 | 16 | - 84 |
| 16 | 536477 | MENDES Jonna | USA | 15 | 15 | - 85 |
| 17 | 55538 | WIRTH Katja | AUT | 14 | 14 | - 86 |
| 18 | 55198 | DORFMEISTER Michaela | AUT | 13 | 13 | - 87 |
| 19 | 195503 | SUCHET Melanie | FRA | 12 | 12 | - 88 |
| 20 | 295449 | KLEON Barbara | ITA | 11 | 11 | - 89 |
| 20 | 55261 | OBERMOSER Brigitte | AUT | 11 | 11 | - 89 |
| 22 | 225206 | ALCOTT Chimene | GBR | 9 | 9 | - 91 |
| 23 | 505260 | HARGIN Janette | SWE | 8 | 8 | - 92 |
| 24 | 515478 | ALPIGER Ella | SUI | 7 | 7 | - 93 |
| 25 | 105997 | BRYDON Emily | CAN | 6 | 6 | - 94 |
| 26 | 537446 | MCCARTY Bryna | USA | 5 | 5 | - 95 |
| 27 | 537544 | KILDOW Lindsey C. | USA | 4 | 4 | - 96 |
| 28 | 515573 | AUFDENBLATTEN Fraenzi | SUI | 3 | 3 | - 97 |
| 29 | 295588 | KOSTNER Isolde | ITA | 2 | 2 | - 98 |
| 30 | 195671 | JACQUEMOD Ingrid | FRA | 1 | 1 | - 99 |
| 30 | 515170 | STYGER Nadia | SUI | 1 | 1 | - 99 |

LEGEND

WC-DH World Cup points for Downhill Diff. Points Difference

05-12-2003 / Lake Louise (CAN) / 5360

Page 1/1

www.fis-ski.com

Generation Date: FRI 5 DEC 2003

Time: 12:09 Swatch Internet Time: @839

Document: 25A 1.0





AUDI FIS SKI WORLD CUP



AUDI FIS SKI WORLD CUP 1st LADIES DOWNHILL OVERALL FIS WORLD CUP STANDINGS

Number of Competitors: 77

| Rank | FIS Code | Name | Nation | Points | DH 1 race | SL 1 race | GS 2 races | SG | K |
|------|----------|-----------------------|--------|--------|--------------|--------------|---------------|----|---|
| 1 | 505483 | PAERSON Anja | SWE | 280 | – | 100 (1) | 180 (1) | – | – |
| 2 | 205378 | ERTL Martina | GER | 177 | – | 45 (5) | 132 (2) | – | – |
| 3 | 195374 | MONTILLET Carole | FRA | 127 | 100 (1) | – | 27 (18) | – | – |
| 4 | 515268 | NEF Sonja | SUI | 121 | – | 80 (2) | 41 (13) | – | – |
| 5 | 55212 | MEISSNITZER Alexandra | AUT | 108 | 36 (7) | – | 72 (6) | – | – |
| 6 | 505187 | OTTOSSON Anna | SWE | 101 | – | 29 (9) | 72 (6) | – | – |
| 7 | 495065 | RIENDA CONTRERAS M. | SPA | 96 | – | – | 96 (3) | – | – |
| 8 | 185140 | POUTIAINEN Tanja | FIN | 90 | – | 36 (7) | 54 (11) | – | – |
| 9 | 295445 | KARBON Denise | ITA | 84 | – | – | 84 (4) | – | – |
| 10 | 205117 | GERG Hilde | GER | 80 | 80 (2) | – | – | – | – |
| 10 | 55690 | HOSP Nicole | AUT | 80 | – | – | 80 (5) | – | – |
| 12 | 536138 | CLARK Kirsten L | USA | 70 | 60 (3) | – | 10 (28) | – | – |
| 13 | 515370 | OESTER Marlies | SUI | 66 | – | 11 (20) | 55 (10) | – | – |
| 14 | 55576 | GOERGL Elisabeth | AUT | 65 | – | – | 65 (8) | – | – |
| 14 | 536481 | SCHLEPER Sarah | USA | 65 | – | – | 65 (8) | – | – |
| 16 | 55590 | SCHILD Marlies | AUT | 60 | – | 60 (3) | – | – | – |
| 17 | 565243 | MAZE Tina | SLO | 52 | – | – | 52 (12) | – | – |
| 18 | 515409 | BERTHOD Sylviane | SUI | 50 | 50 (4) | – | – | – | – |
| 18 | 195249 | PEQUEGNOT Laure | FRA | 50 | – | 50 (4) | – | – | – |
| 20 | 295136 | CECCARELLI Daniela | ITA | 45 | 45 (5) | – | – | – | – |
| 21 | 515348 | BORGHI Catherine | SUI | 40 | 40 (6) | – | – | – | – |
| 21 | 295342 | PUTZER Karen | ITA | 40 | – | – | 40 (14) | – | – |
| 21 | 155415 | ZAHROBSKA Sarka | CZE | 40 | – | 40 (6) | – | – | – |
| 24 | 296259 | MOELGG Manuela | ITA | 37 | – | – | 37 (15) | – | – |
| 25 | 55069 | GOETSCHL Renate | AUT | 36 | 20 (13) | – | 16 (22) | – | – |
| 26 | 295435 | GIUS Nicole | ITA | 32 | – | 32 (8) | – | – | – |
| 26 | 206001 | RIESCH Maria | GER | 32 | 32 (8) | – | – | – | – |
| 28 | 296008 | MERIGHETTI Daniela | ITA | 30 | – | – | 30 (16) | – | – |
| 29 | 425001 | FLEMMEN Andrine | NOR | 29 | – | – | 29 (17) | – | – |
| 29 | 536473 | LALIVE Caroline | USA | 29 | 26 (10) | – | 3 (36) | – | – |
| 29 | 55588 | RUMPFHUBER Ingrid | AUT | 29 | 29 (9) | – | – | – | – |
| 32 | 295449 | KLEON Barbara | ITA | 26 | 11 (20) | – | 15 (24) | – | – |
| 32 | 535825 | KOZNICK Kristina | USA | 26 | – | 26 (10) | – | – | – |
| 34 | 55302 | EGGER Sabine | AUT | 24 | – | 24 (11) | – | – | – |
| 34 | 105741 | FORSYTH Allison | CAN | 24 | – | – | 24 (19) | – | – |
| 34 | 195837 | MATTEL Magda | FRA | 24 | 24 (11) | – | – | – | – |





AUDI FIS SKI WORLD CUP



AUDI FIS SKI WORLD CUP 1st LADIES DOWNHILL OVERALL FIS WORLD CUP STANDINGS


Number of Competitors: 77

| Rank | FIS Code | Name | Nation | Points | DH 1 race | SL 1 race | GS 2 races | SG | K |
|------|----------|-----------------------|--------|--------|--------------|--------------|---------------|----|---|
| 37 | 195377 | PASCAL Christel | FRA | 23 | – | – | 23 (20) | – | – |
| 38 | 55198 | DORFMEISTER Michaela | AUT | 22 | 13 (18) | – | 9 (31) | – | – |
| 38 | 195920 | GIVELET Anne-Laure | FRA | 22 | 22 (12) | – | – | – | – |
| 38 | 55691 | SPONRING Christine | AUT | 22 | – | 22 (12) | – | – | – |
| 41 | 505610 | BORSSEN Therese | SWE | 20 | – | 20 (13) | – | – | – |
| 42 | 205820 | HUBER Isabelle | GER | 18 | 18 (14) | – | – | – | – |
| 42 | 55261 | OBERMOSER Brigitte | AUT | 18 | 11 (20) | – | 7 (33) | – | – |
| 42 | 705287 | ZUZULOVA Veronika | SVK | 18 | – | 18 (14) | – | – | – |
| 45 | 515573 | AUFDENBLATTEN Fraenzi | SUI | 17 | 3 (28) | – | 14 (25) | – | – |
| 45 | 55539 | BERGER Silvia | AUT | 17 | – | – | 17 (21) | – | – |
| 47 | 205115 | GERG Annemarie | GER | 16 | – | 16 (15) | – | – | – |
| 47 | 55290 | HEREGGER Selina | AUT | 16 | 16 (15) | – | – | – | – |
| 47 | 195931 | PELTIER Audrey | FRA | 16 | – | – | 16 (22) | – | – |
| 50 | 225206 | ALCOTT Chimene | GBR | 15 | 9 (22) | – | 6 (34) | – | – |
| 50 | 385027 | FLEISS Nika | CRO | 15 | – | 15 (16) | – | – | – |
| 50 | 536477 | MENDES Jonna | USA | 15 | 15 (16) | – | – | – | – |
| 53 | 515092 | GRUENENFELDER Corina | SUI | 14 | – | 14 (17) | – | – | – |
| 53 | 515095 | KUMMER Lilian | SUI | 14 | – | – | 14 (25) | – | – |
| 53 | 55538 | WIRTH Katja | AUT | 14 | 14 (17) | – | – | – | – |
| 56 | 55759 | KIRCHGASSER Michaela | AUT | 13 | – | 13 (18) | – | – | – |
| 56 | 106056 | SIMARD Genevieve | CAN | 13 | – | – | 13 (27) | – | – |
| 58 | 425051 | ROGNMO Trine-bakke | NOR | 12 | – | 12 (19) | – | – | – |
| 58 | 195503 | SUCHET Melanie | FRA | 12 | 12 (19) | – | – | – | – |
| 60 | 515170 | STYGER Nadia | SUI | 11 | 1 (30) | – | 10 (28) | – | – |
| 61 | 295738 | BACHMANN Silke | ITA | 10 | – | – | 10 (28) | – | – |
| 61 | 55359 | TRUPPE Karin | AUT | 10 | – | 10 (21) | – | – | – |
| 63 | 425380 | BREMSETH Lisa | NOR | 9 | – | 9 (22) | – | – | – |
| 64 | 505271 | EKMAN Susanne | SWE | 8 | – | 8 (23) | – | – | – |
| 64 | 505260 | HARGIN Janette | SWE | 8 | 8 (23) | – | – | – | – |
| 64 | 106022 | JANYK Britt | CAN | 8 | – | – | 8 (32) | – | – |
| 67 | 515478 | ALPIGER Ella | SUI | 7 | 7 (24) | – | – | – | – |
| 67 | 537545 | MANCUSO Julia | USA | 7 | – | 4 (27) | 3 (36) | – | – |
| 67 | 155047 | ZAKOURILOVA Petra | CZE | 7 | – | 7 (24) | – | – | – |
| 70 | 105997 | BRYDON Emily | CAN | 6 | 6 (25) | – | – | – | – |
| 70 | 195215 | VIDAL Vanessa | FRA | 6 | – | 6 (25) | – | – | – |
| 72 | 385032 | JELUSIC Ana | CRO | 5 | – | 5 (26) | – | – | – |





AUDI FIS SKI WORLD CUP



AUDI FIS SKI WORLD CUP

1st LADIES DOWNHILL

OVERALL FIS WORLD CUP STANDINGS

Number of Competitors: 77

| Rank | FIS Code | Name | Nation | Points | DH 1 race | SL 1 race | GS 2 races | SG | K |
|------|----------|--------------------------|--------|--------|--------------|--------------|---------------|----|---|
| 72 | 195927 | LAZIER Laurence | FRA | 5 | – | – | 5 (35) | – | – |
| 72 | 537446 | MCCARTY Bryna | USA | 5 | 5 (26) | – | – | – | – |
| 75 | 537544 | KILDOW Lindsey C. | USA | 4 | 4 (27) | – | – | – | – |
| 76 | 295588 | KOSTNER Isolde | ITA | 2 | 2 (29) | – | – | – | – |
| 77 | 195671 | JACQUEMOD Ingrid | FRA | 1 | 1 (30) | – | – | – | – |

LEGEND

GS Giant Slalom points **SG** Super-G points **DH** Downhill points **Points** Overall points **SL** Slalom points
K Combined points

05-12-2003 / Lake Louise (CAN) / 5360

Page 3/3

www.fis-ski.com

Generation Date: FRI 5 DEC 2003


Time: 12:09 Swatch Internet Time: @840

Document: 25B 1.0





AUDI FIS SKI WORLD CUP



AUDI FIS SKI WORLD CUP 1st LADIES DOWNHILL WOMEN FIS NATION CUP


Number of Nations: 16

| Place | Nation | Points | Diff. | DH | SL | GS | SG | K |
|-------|-------------------------------------|------------|-------|-----|-----|-----|----|---|
| 1 | AUT Austria | 534 | | 139 | 129 | 266 | - | - |
| 2 | SWE Sweden | 417 | - 117 | 8 | 157 | 252 | - | - |
| 3 | SUI Switzerland | 340 | - 194 | 101 | 105 | 134 | - | - |
| 4 | GER Germany | 323 | - 211 | 130 | 61 | 132 | - | - |
| 5 | ITA Italy | 306 | - 228 | 58 | 32 | 216 | - | - |
| 6 | FRA France | 286 | - 248 | 159 | 56 | 71 | - | - |
| 7 | USA United States of America | 221 | - 313 | 110 | 30 | 81 | - | - |
| 8 | SPA Spain | 96 | - 438 | - | - | 96 | - | - |
| 9 | FIN Finland | 90 | - 444 | - | 36 | 54 | - | - |
| 10 | SLO Slovenia | 52 | - 482 | - | - | 52 | - | - |
| 11 | CAN Canada | 51 | - 483 | 6 | - | 45 | - | - |
| 12 | NOR Norway | 50 | - 484 | - | 21 | 29 | - | - |
| 13 | CZE Czech Republic | 47 | - 487 | - | 47 | - | - | - |
| 14 | CRO Croatia | 20 | - 514 | - | 20 | - | - | - |
| 15 | SVK Slovakia | 18 | - 516 | - | 18 | - | - | - |
| 16 | GBR Great Britain | 15 | - 519 | 9 | - | 6 | - | - |





AUDI FIS SKI WORLD CUP



AUDI FIS SKI WORLD CUP 1st LADIES DOWNHILL FIS OVERALL NATION CUP


Number of Nations: 19

| Place | Nation | Overall | | | DH Points | | | SL Points | | | GS Points | | | SG Points | | | K Points | | |
|-------|--------|-------------|------|-----|------------|-----|-----|------------|-----|-----|------------|-----|-----|------------|-----|---|----------|---|---|
| | | M+W | M | W | M+W | M | W | M+W | M | W | M+W | M | W | M+W | M | W | M+W | M | W |
| 1 | AUT | 1887 | 1353 | 534 | 450 | 311 | 139 | 344 | 215 | 129 | 736 | 470 | 266 | 357 | 357 | - | - | - | - |
| 2 | FRA | 683 | 397 | 286 | 253 | 94 | 159 | 124 | 68 | 56 | 306 | 235 | 71 | - | - | - | - | - | - |
| 3 | ITA | 619 | 313 | 306 | 81 | 23 | 58 | 127 | 95 | 32 | 373 | 157 | 216 | 38 | 38 | - | - | - | - |
| 4 | SUI | 584 | 244 | 340 | 172 | 71 | 101 | 148 | 43 | 105 | 233 | 99 | 134 | 31 | 31 | - | - | - | - |
| 5 | SWE | 578 | 161 | 417 | 30 | 22 | 8 | 209 | 52 | 157 | 304 | 52 | 252 | 35 | 35 | - | - | - | - |
| 6 | USA | 538 | 317 | 221 | 124 | 14 | 110 | 73 | 43 | 30 | 301 | 220 | 81 | 40 | 40 | - | - | - | - |
| 7 | GER | 352 | 29 | 323 | 159 | 29 | 130 | 61 | - | 61 | 132 | - | 132 | - | - | - | - | - | - |
| 8 | NOR | 350 | 300 | 50 | 69 | 69 | - | 79 | 58 | 21 | 95 | 66 | 29 | 107 | 107 | - | - | - | - |
| 9 | FIN | 270 | 180 | 90 | - | - | - | 136 | 100 | 36 | 134 | 80 | 54 | - | - | - | - | - | - |
| 10 | CAN | 200 | 149 | 51 | 86 | 80 | 6 | - | - | - | 48 | 3 | 45 | 66 | 66 | - | - | - | - |
| 11 | SPA | 96 | - | 96 | - | - | - | - | - | - | 96 | - | 96 | - | - | - | - | - | - |
| 12 | SLO | 90 | 38 | 52 | 12 | 12 | - | 15 | 15 | - | 63 | 11 | 52 | - | - | - | - | - | - |
| 13 | CRO | 65 | 45 | 20 | - | - | - | 20 | - | 20 | 31 | 31 | - | 14 | 14 | - | - | - | - |
| 14 | CZE | 47 | - | 47 | - | - | - | 47 | - | 47 | - | - | - | - | - | - | - | - | - |
| 15 | LIE | 29 | 29 | - | - | - | - | - | - | - | - | - | - | 29 | 29 | - | - | - | - |
| 16 | JPN | 22 | 22 | - | - | - | - | 22 | 22 | - | - | - | - | - | - | - | - | - | - |
| 17 | SVK | 18 | - | 18 | - | - | - | 18 | - | 18 | - | - | - | - | - | - | - | - | - |
| 18 | GBR | 15 | - | 15 | 9 | - | 9 | - | - | - | 6 | - | 6 | - | - | - | - | - | - |
| 19 | AUS | 4 | 4 | - | - | - | - | - | - | - | - | - | - | 4 | 4 | - | - | - | - |





AUDI FIS SKI WORLD CUP



AUDI FIS SKI WORLD CUP

AFTER 1st LADIES DOWNHILL

MANUFACTURERS STANDINGS WOMEN presented by "DIE PRESSE"


Number of Manufacturers: 7

| Place | Manufacturer | Points | Diff. | DH | SL | GS | SG | K |
|-------|--------------|--------|-------|-----|-----|-----|----|---|
| 1 | SALOMON | 440 | | 50 | 150 | 240 | - | - |
| 1 | ROSSIGNOL | 440 | | 100 | 45 | 295 | - | - |
| 3 | VÖLKL | 325 | - 115 | 80 | 80 | 165 | - | - |
| 4 | FISCHER | 100 | - 340 | 100 | - | - | - | - |
| 5 | DYNASTAR | 95 | - 345 | 45 | - | 50 | - | - |
| 6 | ATOMIC | 60 | - 380 | - | 60 | - | - | - |
| 7 | HEAD | 40 | - 400 | - | 40 | - | - | - |





AUDI FIS SKI WORLD CUP



AUDI FIS SKI WORLD CUP

AFTER 1st LADIES DOWNHILL

MANUFACTURERS STANDINGS OVERALL presented by "DIE PRESSE"

Number of Manufacturers: 8

| Place | Manufacturer | Overall | | | DH Points | | | SL Points | | | GS Points | | | SG Points | | | K Points | | |
|-------|--------------|-------------|------|-----|------------|-----|-----|------------|-----|-----|------------|-----|-----|------------|-----|---|----------|---|---|
| | | M+W | M | W | M+W | M | W | M+W | M | W | M+W | M | W | M+W | M | W | M+W | M | W |
| 1 | ATOMIC | 1145 | 1085 | 60 | 335 | 335 | - | 160 | 100 | 60 | 320 | 320 | - | 330 | 330 | - | - | - | - |
| 2 | ROSSIGNOL | 640 | 200 | 440 | 100 | - | 100 | 45 | - | 45 | 495 | 200 | 295 | - | - | - | - | - | - |
| 3 | SALOMON | 610 | 170 | 440 | 50 | - | 50 | 150 | - | 150 | 410 | 170 | 240 | - | - | - | - | - | - |
| 4 | VÖLKL | 430 | 105 | 325 | 80 | - | 80 | 185 | 105 | 80 | 165 | - | 165 | - | - | - | - | - | - |
| 5 | DYNASTAR | 240 | 145 | 95 | 85 | 40 | 45 | - | - | - | 110 | 60 | 50 | 45 | 45 | - | - | - | - |
| 6 | FISCHER | 180 | 80 | 100 | 100 | - | 100 | 80 | 80 | - | - | - | - | - | - | - | - | - | - |
| 7 | HEAD | 80 | 40 | 40 | - | - | - | 80 | 40 | 40 | - | - | - | - | - | - | - | - | - |
| 8 | NORDICA | 50 | 50 | - | - | - | - | 50 | 50 | - | - | - | - | - | - | - | - | - | - |

