



AUDI FIS SKI WORLD CUP
2nd LADIES DOWNHILL
ALPHABETICAL LIST OF COMPETITORS



Number of Competitors: 56

Nation	FIS Code	Name	FIS Points (December 2003 List)			
			DH	SL	GS	SG
AUS	45071	OWENS Jenny	20.05 (66)	38.84 (278)	38.73 (322)	25.06 (108)
AUT	55198	DORFMEISTER Michaela	0.30 (2)	44.23 (352)	4.11 (10)	1.45 (3)
	55069	GOETSCHL Renate	0.00 (1)	15.52 (73)	23.34 (132)	0.27 (2)
	55290	HEREGGER Selina	13.75 (50)	61.42 (643)	15.81 (64)	12.03 (33)
	55212	MEISSNITZER Alexandra	3.08 (7)	89.04 (1147)	3.68 (7)	1.49 (4)
	55261	OBERMOSER Brigitte	3.70 (9)	78.60 (941)	5.56 (24)	3.49 (13)
	55588	RUMPFHUBER Ingrid	9.56 (39)	50.46 (463)	27.82 (177)	15.58 (50)
	55052	SCHNEIDER Tanja	30.99 (102)	–	18.36 (92)	5.99 (29)
	55596	WILHELM Kathrin	5.69 (26)	77.08 (909)	17.43 (84)	17.25 (59)
	55538	WIRTH Katja	5.28 (20)	52.44 (496)	18.10 (91)	5.89 (26)
CAN	105997	BRYDON Emily	7.26 (37)	18.32 (92)	19.19 (95)	5.57 (21)
	106410	DESFORGES Emilie	37.81 (128)	30.04 (176)	22.33 (121)	37.07 (172)
	105662	LEFRANCOIS Anne Marie	9.95 (42)	81.61 (998)	50.10 (503)	19.60 (72)
	106319	RISLER Christina	44.52 (149)	107.98 (1481)	35.95 (280)	32.25 (141)
	106056	SIMARD Genevieve	16.47 (58)	31.56 (189)	5.72 (25)	5.02 (16)
	106402	VANDERBEEK Kelly	10.97 (45)	49.55 (427)	42.35 (364)	25.09 (110)
FRA	195920	GIVELET Anne-Laure	26.59 (91)	86.43 (1086)	26.22 (160)	18.84 (69)
	195671	JACQUEMOD Ingrid	4.13 (10)	145.46 (2072)	19.49 (97)	5.49 (20)
	195837	MATTEL Magda	16.22 (57)	231.87 (2777)	50.02 (500)	13.67 (41)
	195374	MONTILLET Carole	1.02 (3)	202.34 (2599)	5.91 (29)	0.00 (1)
	195503	SUCHET Melanie	5.99 (30)	–	48.04 (455)	6.00 (31)
GBR	225206	ALCOTT Chimene	26.43 (89)	21.37 (109)	17.09 (79)	17.10 (57)
GER	205378	ERTL Martina	5.50 (23)	4.28 (10)	2.91 (4)	2.82 (7)
	205117	GERG Hilde	3.16 (8)	48.85 (419)	23.83 (139)	2.95 (9)
	205392	HAEUSL Regina	5.32 (21)	182.55 (2436)	76.74 (1002)	14.72 (46)
	205119	HALTMAYR Petra	24.61 (82)	62.95 (667)	23.64 (137)	17.93 (66)
	205820	HUBER Isabelle	5.40 (22)	75.46 (880)	36.17 (285)	17.42 (61)
	206001	RIESCH Maria	4.73 (17)	10.26 (42)	21.22 (109)	13.28 (39)
	205843	STEMMER Stefanie	17.18 (60)	53.34 (512)	24.64 (145)	23.89 (96)
ISL	255098	KRISTJANSDOTTIR Dagny I.	29.57 (96)	42.43 (330)	30.26 (210)	21.54 (87)



AUDI FIS SKI WORLD CUP
2nd LADIES DOWNHILL
ALPHABETICAL LIST OF COMPETITORS



Number of Competitors: 56

Nation	FIS Code	Name	FIS Points (December 2003 List)			
			DH	SL	GS	SG
ITA	295136	CECCARELLI Daniela	4.40 (13)	94.09 (1224)	20.83 (105)	2.85 (8)
	296217	COLETTI Alexandra	33.68 (114)	58.17 (579)	24.79 (147)	20.50 (78)
	295449	KLEON Barbara	37.10 (127)	117.60 (1619)	13.08 (52)	14.32 (44)
	295588	KOSTNER Isolde	4.69 (16)	–	31.86 (234)	5.19 (18)
	295533	RECCHIA Lucia	23.97 (80)	103.41 (1397)	33.00 (244)	5.99 (29)
NOR	425001	FLEMMEN Andrine	50.71 (175)	16.91 (84)	4.33 (13)	34.85 (156)
SLO	565207	DABIC Lea	7.46 (38)	12.57 (58)	60.93 (681)	17.54 (62)
	565243	MAZE Tina	36.89 (125)	31.05 (186)	4.30 (12)	27.43 (118)
	565037	SUHADOLC Mojca	5.61 (24)	307.09 (2980)	24.61 (144)	5.16 (17)
SUI	515478	ALPIGER Ella	13.77 (51)	66.60 (728)	28.24 (186)	15.66 (52)
	515573	AUFDENBLATTEN Fraenzi	14.56 (52)	27.67 (162)	10.23 (41)	5.59 (22)
	515409	BERTHOD Sylviane	4.40 (13)	191.51 (2514)	38.62 (319)	5.62 (23)
	515348	BORGHİ Catherine	4.75 (18)	75.82 (888)	30.32 (211)	14.90 (48)
	515403	MUELLER Tamara	5.91 (28)	41.34 (311)	21.67 (112)	5.75 (24)
	515166	PIEREN Tanja	9.95 (42)	128.77 (1826)	25.63 (151)	14.24 (43)
	515560	SCHILD Martina	14.95 (53)	136.22 (1954)	34.95 (265)	27.16 (116)
	515170	STYGER Nadia	7.19 (35)	94.64 (1231)	15.86 (65)	15.07 (49)
SWE	505260	HARGIN Janette	15.18 (55)	16.43 (80)	15.72 (63)	16.45 (53)
USA	536138	CLARK Kirsten L	1.54 (4)	124.68 (1756)	5.99 (30)	2.30 (6)
	537544	KILDOW Lindsey C.	9.56 (39)	18.51 (93)	15.05 (60)	20.93 (84)
	536473	LALIVE Caroline	5.13 (19)	44.34 (354)	9.28 (38)	4.81 (15)
	536884	LUDLOW Libby	16.07 (56)	144.43 (2061)	17.32 (83)	5.94 (28)
	537446	MCCARTY Bryna	17.60 (62)	100.99 (1356)	33.31 (248)	24.56 (103)
	536477	MENDES Jonna	4.13 (10)	101.91 (1373)	15.25 (62)	3.33 (11)
	536479	POWERS Alison	11.42 (47)	104.70 (1420)	75.63 (976)	43.03 (207)
	537438	VAN NESS Lauren	26.55 (90)	73.45 (842)	45.67 (412)	23.52 (92)

LEGEND
DH Downhill SL Slalom GS Giant Slalom SG Super-G



AUDI FIS SKI WORLD CUP
2nd LADIES DOWNHILL
DRAW LIST BY POINTS



Number of Competitors: 56

No.	FIS Code	Name	Nation	WCSL-DH	WCSL-O	FIS-DH
1	195374	MONTILLET Carole	FRA	410 (1)	995 (6)	1.02 (3)
2	55069	GOETSCHL Renate	AUT	387 (2)	896 (8)	0.00 (1)
3	55198	DORFMEISTER Michaela	AUT	363 (3)	1043 (4)	0.30 (2)
4	536138	CLARK Kirsten L	USA	341 (4)	757 (9)	1.54 (4)
5	205117	GERG Hilde	GER	270 (6)	561 (13)	3.16 (6)
6	55212	MEISSNITZER Alexandra	AUT	231 (7)	913 (7)	3.08 (5)
7	55261	OBERMOSER Brigitte	AUT	171 (9)	539 (14)	3.70 (7)
8	515409	BERTHOD Sylviane	SUI	171 (9)	244 (33)	4.40 (11)
9	295136	CECCARELLI Daniela	ITA	166 (11)	477 (17)	4.40 (10)
10	536477	MENDES Jonna	USA	151 (12)	404 (20)	4.13 (9)
11	515348	BORGHI Catherine	SUI	141 (13)	182 (45)	4.75 (14)
12	195671	JACQUEMOD Ingrid	FRA	137 (14)	220 (38)	4.13 (8)
13	206001	RIESCH Maria	GER	134 (15)	291 (29)	4.73 (13)
14	295588	KOSTNER Isolde	ITA	107 (18)	213 (40)	4.69 (12)
15	536473	LALIVE Caroline	USA	106 (19)	347 (25)	5.13 (15)
16	+400 205378	ERTL Martina	GER	60 (23)	1082 (3)	5.50 (19)
17	55538	WIRTH Katja	AUT	86 (20)	152 (53)	5.28 (16)
18	205820	HUBER Isabelle	GER	83 (21)	99 (60)	5.40 (18)
19	205392	HAEUSL Regina	GER	69 (22)	104 (59)	5.32 (17)
20	565037	SUHADOLC Mojca	SLO	53 (24)	162 (51)	5.61 (20)
21	55596	WILHELM Kathrin	AUT	49 (26)	55 (77)	5.69 (21)
22	195503	SUCHET Melanie	FRA	44 (27)	80 (67)	5.99 (23)
23	515403	MUELLER Tamara	SUI	36 (29)	99 (60)	5.91 (22)
24	55588	RUMPFHUBER Ingrid	AUT	34 (30)	37 (90)	9.56 (27)
25	55290	HEREGGER Selina	AUT	26 (34)	48 (82)	13.75 (33)
26	505260	HARGIN Janette	SWE	25 (35)	47 (85)	15.18 (37)
27	195837	MATTEL Magda	FRA	24 (36)	24 (99)	16.22 (39)
28	195920	GIVELET Anne-Laure	FRA	22 (37)	25 (98)	26.59 (48)
29	515170	STYGER Nadia	SUI	19 (39)	48 (82)	7.19 (24)
30	515560	SCHILD Martina	SUI	18 (40)	18 (105)	14.95 (36)
31	105997	BRYDON Emily	CAN	10 (45)	111 (57)	7.26 (25)
32	565207	DABIC Lea	SLO	-	61 (71)	7.46 (26)
33	537544	KILDOW Lindsey C.	USA	7 (51)	7 (116)	9.56 (28)
34	105662	LEFRANCOIS Anne Marie	CAN	3 (53)	3 (125)	9.95 (29)
35	515166	PIEREN Tanja	SUI	-	7 (116)	9.95 (30)
36	106402	VANDERBEEK Kelly	CAN	-	-	10.97 (31)



AUDI FIS SKI WORLD CUP
2nd LADIES DOWNHILL
DRAW LIST BY POINTS



Number of Competitors: 56

No.	FIS Code	Name	Nation	WCSL-DH	WCSL-O	FIS-DH
37	536479	POWERS Alison	USA	7 (51)	7 (116)	11.42 (32)
38	515478	ALPIGER Ella	SUI	8 (50)	8 (115)	13.77 (34)
39	515573	AUFDENBLATTEN Fraenzi	SUI	3 (53)	151 (54)	14.56 (35)
40	536884	LUDLOW Libby	USA	14 (41)	62 (70)	16.07 (38)
41	106056	SIMARD Genevieve	CAN	-	250 (32)	16.47 (40)
42	205843	STEMMER Stefanie	GER	-	-	17.18 (41)
43	537446	MCCARTY Bryna	USA	10 (45)	10 (111)	17.60 (42)
44	45071	OWENS Jenny	AUS	-	-	20.05 (43)
45	295533	RECCHIA Lucia	ITA	12 (42)	56 (76)	23.97 (44)
46	205119	HALTMAYR Petra	GER	2 (57)	2 (127)	24.61 (45)
47	225206	ALCOTT Chimene	GBR	9 (49)	19 (104)	26.43 (46)
48	537438	VAN NESS Lauren	USA	-	-	26.55 (47)
49	255098	KRISTJANSDOTTIR Dagny I.	ISL	-	-	29.57 (49)
50	55052	SCHNEIDER Tanja	AUT	3 (53)	54 (78)	30.99 (50)
51	296217	COLETTI Alexandra	ITA	-	-	33.68 (51)
52	565243	MAZE Tina	SLO	-	228 (35)	36.89 (52)
53	295449	KLEON Barbara	ITA	11 (44)	39 (88)	37.10 (53)
54	106410	DESFORGES Emilie	CAN	-	-	37.81 (54)
55	106319	RISLER Christina	CAN	-	-	44.52 (55)
56	425001	FLEMMEN Andrine	NOR	-	225 (36)	50.71 (56)

LEGEND

+400 More than 400 points on WCSL-O after 15th place or after 30th place
WCSL-DH World Cup Start List points for Downhill
FIS-DH FIS points for Downhill
WCSL-O No. Overall WCSL points Control Number



AUDI FIS SKI WORLD CUP
2nd LADIES DOWNHILL
START LIST

**Jury**

TD FIS	B. DART	USA
Referee	K. HOCH	FIS
Assistant Referee	J. TISCHHAUSER	FIS
Chief of Race	B. LYNAM	CAN

Technical Data

Course Name	Men's Olympic Downhill
Start Altitude	2370 m
Finish Altitude	1660 m
Vertical Drop	710 m
Course Length	2650
Homologation Number	5889/399/00

Race Information

Course Setter	TISCHHAUSER	FIS
Number of Gates	35	
Start Time	12:15	

Forerunners	A - D. Mc LEAY	CAN	E - C. BARNES	CAN
	B - B. LEHMAN	CAN	F - D. BERRY	CAN
	C - C. STUART	CAN	G - A. PRCHAL	CAN
	D - B. HANEY	CAN	H - B. ACTON	CAN

Number of Competitors: 56

Bib	FIS Code	Name	Year of Birth	Nation	Time	Ski
1	515560	SCHILD Martina	1981	SUI		VÖLKL
2	515170	STYGER Nadia	1978	SUI		SALOMON
3	195920	GIVELET Anne-Laure	1981	FRA		DYNASTAR
4	195837	MATTEL Magda	1980	FRA		DYNASTAR
5	505260	HARGIN Janette	1977	SWE		ROSSIGNOL
6	55290	HEREGGER Selina	1977	AUT		FISCHER
7	55588	RUMPFHUBER Ingrid	1981	AUT		FISCHER
8	515403	MUELLER Tamara	1977	SUI		ROSSIGNOL
9	195503	SUCHET Melanie	1976	FRA		SALOMON
10	55596	WILHELM Kathrin	1981	AUT		VÖLKL
11	565037	SUHADOLC Mojca	1975	SLO		ROSSIGNOL
12	205392	HAEUSL Regina	1973	GER		SALOMON
13	205820	HUBER Isabelle	1981	GER		ROSSIGNOL
14	55538	WIRTH Katja	1980	AUT		BLIZZARD
15	205378	ERTL Martina	1973	GER		ROSSIGNOL
16	536473	LALIVE Caroline	1979	USA		SALOMON
17	295588	KOSTNER Isolde	1975	ITA		FISCHER
18	206001	RIESCH Maria	1984	GER		HEAD
19	195671	JACQUEMOD Ingrid	1978	FRA		SALOMON
20	515348	BORGHI Catherine	1976	SUI		FISCHER



AUDI FIS SKI WORLD CUP
2nd LADIES DOWNHILL
START LIST



Number of Competitors: 56

Bib	FIS Code	Name	Year of Birth	Nation	Time	Ski
21	536477	MENDES Jonna	1979	USA	_____	FISCHER
22	295136	CECCARELLI Daniela	1975	ITA	_____	DYNASTAR
23	515409	BERTHOD Sylviane	1977	SUI	_____	SALOMON
24	55261	OBERMOSER Brigitte	1976	AUT	_____	BLIZZARD
25	55212	MEISSNITZER Alexandra	1973	AUT	_____	VÖLKL
26	205117	GERG Hilde	1975	GER	_____	VÖLKL
27	536138	CLARK Kirsten L	1977	USA	_____	FISCHER
28	55198	DORFMEISTER Michaela	1973	AUT	_____	BLIZZARD
29	55069	GOETSCHL Renate	1975	AUT	_____	SALOMON
30	195374	MONTILLET Carole	1973	FRA	_____	ROSSIGNOL
31	105997	BRYDON Emily	1980	CAN	_____	SALOMON
32	565207	DABIC Lea	1981	SLO	_____	ELAN
33	537544	KILDOW Lindsey C.	1984	USA	_____	ROSSIGNOL
34	105662	LEFRANCOIS Anne Marie	1977	CAN	_____	ROSSIGNOL
35	515166	PIEREN Tanja	1978	SUI	_____	ROSSIGNOL
36	106402	VANDERBEEK Kelly	1983	CAN	_____	VÖLKL
37	536479	POWERS Alison	1979	USA	_____	SALOMON
38	515478	ALPIGER Ella	1979	SUI	_____	FISCHER
39	515573	AUFDENBLATTEN Fraenzi	1981	SUI	_____	SALOMON
40	536884	LUDLOW Libby	1981	USA	_____	SALOMON
41	106056	SIMARD Genevieve	1980	CAN	_____	ROSSIGNOL
42	205843	STEMMER Stefanie	1981	GER	_____	ROSSIGNOL
43	537446	MCCARTY Bryna	1983	USA	_____	DYNASTAR
44	45071	OWENS Jenny	1978	AUS	_____	ROSSIGNOL
45	295533	RECCHIA Lucia	1980	ITA	_____	VÖLKL
46	205119	HALTMAYR Petra	1975	GER	_____	VÖLKL
47	225206	ALCOTT Chimene	1982	GBR	_____	FISCHER
48	537438	VAN NESS Lauren	1983	USA	_____	ROSSIGNOL
49	255098	KRISTJANSÐOTTIR Dagny I.	1980	ISL	_____	ROSSIGNOL
50	55052	SCHNEIDER Tanja	1974	AUT	_____	ROSSIGNOL
51	296217	COLETTI Alexandra	1983	ITA	_____	ROSSIGNOL
52	565243	MAZE Tina	1983	SLO	_____	ROSSIGNOL
53	295449	KLEON Barbara	1980	ITA	_____	DYNASTAR
54	106410	DESFORGES Emilie	1983	CAN	_____	ROSSIGNOL
55	106319	RISLER Christina	1983	CAN	_____	DYNASTAR
56	425001	FLEMMEN Andrine	1974	NOR	_____	ROSSIGNOL



AUDI FIS SKI WORLD CUP
2nd LADIES DOWNHILL
OFFICIAL RESULTS



Jury			Technical Data	
TD FIS	B. DART	USA	Course Name	Men's Olympic Downhill
Referee	K. HOCH	FIS	Start Altitude	2280 m
Assistant Referee	J. TISCHHAUSER	FIS	Finish Altitude	1660 m
Chief of Race	B. LYNAM	CAN	Vertical Drop	710 m
			Course Length	1985 m
			Homologation Number	5889/399/00

Race Information

Course Setter	TISCHHAUSER	FIS		
Number of Gates	35			
Start Time	12:15			
Forerunners	A - D. Mc LEAY	CAN	E - C. BARNES	CAN
	B - B. LEHMAN	CAN	F - D. BERRY	CAN
	C - C. STUART	CAN	G - A. PRCHAL	CAN
	D - B. HANEY	CAN	H - B. ACTON	CAN

Weather: Snow **Snow:** Hard **Temperature – Start:** -6 °C **Finish:** -5 °C **F-factor:** 1350

Number of Competitors: 56

Rank	Bib	FIS Code	Name	Year of Birth	Nation	Time	Diff.	Race Points	Ski
1	30	195374	MONTILLET Carole	1973	FRA	1:24.18		0.00	ROSSIGNOL
2	28	55198	DORFMEISTER Michaela	1973	AUT	1:24.30	0.12	1.92	BLIZZARD
3	29	55069	GOETSCHL Renate	1975	AUT	1:24.41	0.23	3.69	SALOMON
4	31	105997	BRYDON Emily	1980	CAN	1:24.87	0.69	11.07	SALOMON
5	26	205117	GERG Hilde	1975	GER	1:25.02	0.84	13.47	VÖLKL
6 W	53	295449	KLEON Barbara	1980	ITA	1:25.15	0.97	15.56	DYNASTAR
6	25	55212	MEISSNITZER Alexandra	1973	AUT	1:25.15	0.97	15.56	VÖLKL
8	20	515348	BORGHI Catherine	1976	SUI	1:25.25	1.07	17.16	FISCHER
9	18	206001	RIESCH Maria	1984	GER	1:25.26	1.08	17.32	HEAD
10	7	55588	RUMPFHUBER Ingrid	1981	AUT	1:25.27	1.09	17.48	FISCHER
11	17	295588	KOSTNER Isolde	1975	ITA	1:25.29	1.11	17.80	FISCHER
12	21	536477	MENDES Jonna	1979	USA	1:25.39	1.21	19.40	FISCHER
13	2	515170	STYGER Nadia	1978	SUI	1:25.44	1.26	20.21	SALOMON
14	27	536138	CLARK Kirsten L	1977	USA	1:25.45	1.27	20.37	FISCHER
15	33	537544	KILDOW Lindsey C.	1984	USA	1:25.48	1.30	20.85	ROSSIGNOL
16	10	55596	WILHELM Kathrin	1981	AUT	1:25.51	1.33	21.33	VÖLKL
17	34	105662	LEFRANCOIS Anne Marie	1977	CAN	1:25.54	1.36	21.81	ROSSIGNOL

#467 _____



AUDI FIS SKI WORLD CUP
2nd LADIES DOWNHILL
OFFICIAL RESULTS



Number of Competitors: 56

Rank	Bib	FIS Code	Name	Year of Birth	Nation	Time	Diff.	Race Points	Ski
18	13	205820	HUBER Isabelle	1981	GER	1:25.55	1.37	21.97	ROSSIGNOL
18	9	195503	SUCHET Melanie	1976	FRA	1:25.55	1.37	21.97	SALOMON
20	39	515573	AUFDENBLATTEN Fraenzi	1981	SUI	1:25.60	1.42	22.77	SALOMON
21	24	55261	OBERMOSER Brigitte	1976	AUT	1:25.61	1.43	22.93	BLIZZARD
22	51	296217	COLETTI Alexandra	1983	ITA	1:25.65	1.47	23.57	ROSSIGNOL
22	47	225206	ALCOTT Chimene	1982	GBR	1:25.65	1.47	23.57	FISCHER
24	41	106056	SIMARD Genevieve	1980	CAN	1:25.66	1.48	23.73	ROSSIGNOL
24	12	205392	HAEUSL Regina	1973	GER	1:25.66	1.48	23.73	SALOMON
26	43	537446	MCCARTY Bryna	1983	USA	1:25.70	1.52	24.38	DYNASTAR
26	15	205378	ERTL Martina	1973	GER	1:25.70	1.52	24.38	ROSSIGNOL
28	23	515409	BERTHOD Sylviane	1977	SUI	1:25.79	1.61	25.82	SALOMON
29	37	536479	POWERS Alison	1979	USA	1:25.80	1.62	25.98	SALOMON
30	19	195671	JACQUEMOD Ingrid	1978	FRA	1:25.91	1.73	27.74	SALOMON
30	14	55538	WIRTH Katja	1980	AUT	1:25.91	1.73	27.74	BLIZZARD
32	11	565037	SUHADOLC Mojca	1975	SLO	1:25.94	1.76	28.23	ROSSIGNOL
33	52	565243	MAZE Tina	1983	SLO	1:25.96	1.78	28.55	ROSSIGNOL
34	38	515478	ALPIGER Ella	1979	SUI	1:25.98	1.80	28.87	FISCHER
35	46	205119	HALTMAYR Petra	1975	GER	1:26.00	1.82	29.19	VÖLKL
36	16	536473	LALIVE Caroline	1979	USA	1:26.10	1.92	30.79	SALOMON
37	22	295136	CECCARELLI Daniela	1975	ITA	1:26.18	2.00	32.07	DYNASTAR
38	50	55052	SCHNEIDER Tanja	1974	AUT	1:26.20	2.02	32.39	ROSSIGNOL
38	42	205843	STEMMER Stefanie	1981	GER	1:26.20	2.02	32.39	ROSSIGNOL
40	55	106319	RISLER Christina	1983	CAN	1:26.31	2.13	34.16	DYNASTAR
41	35	515166	PIEREN Tanja	1978	SUI	1:26.33	2.15	34.48	ROSSIGNOL
42	45	295533	RECCHIA Lucia	1980	ITA	1:26.59	2.41	38.65	VÖLKL
43	1	515560	SCHILD Martina	1981	SUI	1:26.68	2.50	40.09	VÖLKL
44	56	425001	FLEMMEN Andrine	1974	NOR	1:26.69	2.51	40.25	ROSSIGNOL
45	6	55290	HEREGGER Selina	1977	AUT	1:26.77	2.59	41.54	FISCHER
46	4	195837	MATTEL Magda	1980	FRA	1:26.84	2.66	42.66	DYNASTAR
47	40	536884	LUDLOW Libby	1981	USA	1:26.90	2.72	43.62	SALOMON
48	49	255098	KRISTJANSDOTTIR Dagny I.	1980	ISL	1:26.92	2.74	43.94	ROSSIGNOL
49	32	565207	DABIC Lea	1981	SLO	1:26.97	2.79	44.74	ELAN
50	5	505260	HARGIN Janette	1977	SWE	1:27.11	2.93	46.99	ROSSIGNOL
51	44	45071	OWENS Jenny	1978	AUS	1:27.23	3.05	48.91	ROSSIGNOL
52	8	515403	MUELLER Tamara	1977	SUI	1:27.32	3.14	50.36	ROSSIGNOL
53	3	195920	GIVELET Anne-Laure	1981	FRA	1:28.11	3.93	63.03	DYNASTAR
54	54	106410	DESFORGES Emilie	1983	CAN	1:28.33	4.15	66.55	ROSSIGNOL
55	48	537438	VAN NESS Lauren	1983	USA	1:28.42	4.24	68.00	ROSSIGNOL

DID NOT FINISH: 1 competitor

36	106402	VANDERBEEK Kelly	1983	CAN	VÖLKL
----	--------	------------------	------	-----	-------

Technical Delegate:
B. DART (USA) #467

LEGEND

W WinStar is the athlete who realise the biggest jump within the first 15 who is started with bib 36 or higher

06-12-2003 / Lake Louise (CAN) / 5361

Page 2/2

Data Processing by SWATCH

www.fis-ski.com

SWATCH Timing

Generation Date: SAT 6 DEC 2003

Time: 16:36 Swatch Internet Time: @ 25

Document: 73A 1.0



AUDI FIS SKI WORLD CUP
2nd LADIES DOWNHILL
PENALTY CALCULATION



Best 10 at Finish

Rank	Bib	FIS Code	Name	Nation	FIS Points	Best 5	Race Points
1	30	195374	MONTILLET Carole	FRA	1.02	1.02	0.00
2	28	55198	DORFMEISTER Michaela	AUT	0.30	0.30	1.92
3	29	55069	GOETSCHL Renate	AUT	0.00	0.00	3.69
4	31	105997	BRYDON Emily	CAN	7.26		
5	26	205117	GERG Hilde	GER	3.16	3.16	13.47
6	53	295449	KLEON Barbara	ITA	37.10		
6	25	55212	MEISSNITZER Alexandra	AUT	3.08	3.08	15.56
8	20	515348	BORGHI Catherine	SUI	4.75		
9	18	206001	RIESCH Maria	GER	4.73		
10	7	55588	RUMPFHUBER Ingrid	AUT	9.56		

Best 5 FIS Points at Start

Rank	Bib	FIS Code	Name	Nation	FIS Points
3	29	55069	GOETSCHL Renate	AUT	0.00
2	28	55198	DORFMEISTER Michaela	AUT	0.30
1	30	195374	MONTILLET Carole	FRA	1.02
14	27	536138	CLARK Kirsten L	USA	1.54
6	25	55212	MEISSNITZER Alexandra	AUT	3.08

TOTALS:		
FIS Points of Best 5 at Start (B)	5.94	
FIS Points of Best at Finish in Top 10 (A)		7.56
Race Points of Corresponding Competitors (C)		34.64
Calculated Penalty (A+B-C) : 10 =>	-2.114	
Rounded	-2.11	
Category Adder	0.00	
Correction Value (Z)	-7.14	
Calculated Penalty	5.03	
Penalty Applied	0.00	

Technical Delegate:
B. DART (USA) #467



AUDI FIS SKI WORLD CUP
2nd LADIES DOWNHILL
PERFORMANCE ANALYSIS 1



Number of Competitors: 55

Rank	Bib	Name	Nation	Positions			Partials			Difference		Speed					
				Pos.	Time	Rank	Pos.	Time	Rank	Time	Dist(m)	Pos.	km/h	Rank			
1	30	MONTILLET Carole	FRA	Int1: 23.00 (3)	Int2: 54.92 (3)	Int3: 1:11.34 (1)	Fin: 1:24.18 (1)	I1-I2: 31.92 (4)	I2-I3: 16.42 (4)	I3-Fin: 12.84 (2)	0.04		0.17	0.00	0.00	Sp1: 129.74 (2)	Avg.: 84.89
2	28	DORFMEISTER Michaela	AUT	Int1: 22.96 (1)	Int2: 54.84 (2)	Int3: 1:11.39 (3)	Fin: 1:24.30 (2)	I1-I2: 31.88 (2)	I2-I3: 16.55 (12)	I3-Fin: 12.91 (3)	0.00		0.09	2.83	0.05	Sp1: 127.66 (13)	Avg.: 84.77
3	29	GOETSCHL Renate	AUT	Int1: 23.02 (4)	Int2: 54.75 (1)	Int3: 1:11.34 (1)	Fin: 1:24.41 (3)	I1-I2: 31.73 (1)	I2-I3: 16.59 (14)	I3-Fin: 13.07 (12)	0.06		0.00	5.41	0.00	Sp1: 125.66 (29)	Avg.: 84.66
4	31	BRYDON Emily	CAN	Int1: 23.02 (4)	Int2: 55.65 (16)	Int3: 1:11.87 (5)	Fin: 1:24.87 (4)	I1-I2: 32.63 (32)	I2-I3: 16.22 (1)	I3-Fin: 13.00 (7)	0.06		0.90	16.14	0.53	Sp1: 128.48 (5)	Avg.: 84.20
5	26	GERG Hilde	GER	Int1: 22.98 (2)	Int2: 55.18 (5)	Int3: 1:11.83 (4)	Fin: 1:25.02 (5)	I1-I2: 32.20 (7)	I2-I3: 16.65 (17)	I3-Fin: 13.19 (22)	0.02		0.43	19.61	0.49	Sp1: 125.66 (29)	Avg.: 84.05
6	53	KLEON Barbara	ITA	Int1: 23.19 (19)	Int2: 55.64 (14)	Int3: 1:12.23 (13)	Fin: 1:25.15 (6)	I1-I2: 32.45 (18)	I2-I3: 16.59 (14)	I3-Fin: 12.92 (4)	0.23		0.89	22.61	0.89	Sp1: 131.88 (1)	Avg.: 83.92
6	25	MEISSNITZER Alexandra	AUT	Int1: 23.07 (11)	Int2: 55.36 (7)	Int3: 1:12.10 (9)	Fin: 1:25.15 (6)	I1-I2: 32.29 (11)	I2-I3: 16.74 (27)	I3-Fin: 13.05 (11)	0.11		0.61	22.61	0.76	Sp1: 126.85 (19)	Avg.: 83.92
8	20	BORGHI Catherine	SUI	Int1: 23.02 (4)	Int2: 55.34 (6)	Int3: 1:12.22 (12)	Fin: 1:25.25 (8)	I1-I2: 32.32 (13)	I2-I3: 16.88 (33)	I3-Fin: 13.03 (8)	0.06		0.59	24.91	0.88	Sp1: 127.66 (13)	Avg.: 83.82
9	18	RIESCH Maria	GER	Int1: 23.13 (14)	Int2: 55.02 (4)	Int3: 1:11.89 (6)	Fin: 1:25.26 (9)	I1-I2: 31.89 (3)	I2-I3: 16.87 (32)	I3-Fin: 13.37 (39)	0.17		0.27	25.14	0.55	Sp1: 128.48 (5)	Avg.: 83.81
10	7	RUMPFHUBER Ingrid	AUT	Int1: 23.17 (17)	Int2: 55.48 (10)	Int3: 1:12.02 (7)	Fin: 1:25.27 (10)	I1-I2: 32.31 (12)	I2-I3: 16.54 (11)	I3-Fin: 13.25 (27)	0.21		0.73	25.37	0.68	Sp1: 127.66 (13)	Avg.: 83.80



AUDI FIS SKI WORLD CUP
2nd LADIES DOWNHILL
PERFORMANCE ANALYSIS 1



Number of Competitors: 55

Rank	Bib	Name	Nation	Positions			Partials			Difference		Speed		
				Pos.	Time	Rank	Pos.	Time	Rank	Time	Dist(m)	Pos.	km/h	Rank
11	17	KOSTNER Isolde	ITA	Int1: 23.22 (23)			I1-I2: 32.54 (24)			0.26			Sp1: 127.66 (13)	
				Int2: 55.76 (25)			I2-I3: 16.50 (8)			1.01				
				Int3: 1:12.26 (14)			I3-Fin: 13.03 (8)			0.92				
				Fin: 1:25.29 (11)						1.11	25.83		Avg.: 83.78	
12	21	MENDES Jonna	USA	Int1: 23.15 (15)			I1-I2: 32.48 (22)			0.19			Sp1: 128.48 (5)	
				Int2: 55.63 (13)			I2-I3: 16.46 (5)			0.88				
				Int3: 1:12.09 (8)			I3-Fin: 13.30 (32)			0.75				
				Fin: 1:25.39 (12)						1.21	28.13		Avg.: 83.69	
13	2	STYGER Nadia	SUI	Int1: 23.16 (16)			I1-I2: 32.28 (10)			0.20			Sp1: 126.45 (22)	
				Int2: 55.44 (9)			I2-I3: 16.68 (22)			0.69				
				Int3: 1:12.12 (10)			I3-Fin: 13.32 (34)			0.78				
				Fin: 1:25.44 (13)						1.26	29.27		Avg.: 83.64	
14	27	CLARK Kirsten L	USA	Int1: 23.12 (13)			I1-I2: 32.55 (25)			0.16			Sp1: 126.05 (26)	
				Int2: 55.67 (17)			I2-I3: 16.53 (10)			0.92				
				Int3: 1:12.20 (11)			I3-Fin: 13.25 (27)			0.86				
				Fin: 1:25.45 (14)						1.27	29.50		Avg.: 83.63	
15	33	KILDOW Lindsey C.	USA	Int1: 23.26 (26)			I1-I2: 32.79 (38)			0.30			Sp1: 128.07 (10)	
				Int2: 56.05 (36)			I2-I3: 16.30 (2)			1.30				
				Int3: 1:12.35 (19)			I3-Fin: 13.13 (18)			1.01				
				Fin: 1:25.48 (15)						1.30	30.19		Avg.: 83.60	
16	10	WILHELM Kathrin	AUT	Int1: 23.27 (28)			I1-I2: 32.44 (16)			0.31			Sp1: 125.26 (39)	
				Int2: 55.71 (21)			I2-I3: 16.60 (16)			0.96				
				Int3: 1:12.31 (15)			I3-Fin: 13.20 (24)			0.97				
				Fin: 1:25.51 (16)						1.33	30.87		Avg.: 83.57	
17	34	LEFRANCOIS Anne Marie	CAN	Int1: 23.03 (7)			I1-I2: 32.95 (43)			0.07			Sp1: 129.74 (2)	
				Int2: 55.98 (33)			I2-I3: 16.48 (6)			1.23				
				Int3: 1:12.46 (21)			I3-Fin: 13.08 (15)			1.12				
				Fin: 1:25.54 (17)						1.36	31.56		Avg.: 83.54	
18	13	HUBER Isabelle	GER	Int1: 23.20 (20)			I1-I2: 32.44 (16)			0.24			Sp1: 125.26 (39)	
				Int2: 55.64 (14)			I2-I3: 16.70 (24)			0.89				
				Int3: 1:12.34 (17)			I3-Fin: 13.21 (25)			1.00				
				Fin: 1:25.55 (18)						1.37	31.79		Avg.: 83.53	
18	9	SUCHET Melanie	FRA	Int1: 23.21 (21)			I1-I2: 32.61 (30)			0.25			Sp1: 126.45 (22)	
				Int2: 55.82 (27)			I2-I3: 16.66 (20)			1.07				
				Int3: 1:12.48 (23)			I3-Fin: 13.07 (12)			1.14				
				Fin: 1:25.55 (18)						1.37	31.79		Avg.: 83.53	
20	39	AUFDENBLATTEN Fraenzi	SUI	Int1: 23.26 (26)			I1-I2: 32.23 (8)			0.30			Sp1: 124.48 (43)	
				Int2: 55.49 (11)			I2-I3: 16.82 (30)			0.74				
				Int3: 1:12.31 (15)			I3-Fin: 13.29 (31)			0.97				
				Fin: 1:25.60 (20)						1.42	32.93		Avg.: 83.48	
21	24	OBERMOSER Brigitte	AUT	Int1: 23.38 (38)			I1-I2: 32.37 (15)			0.42			Sp1: 125.66 (29)	
				Int2: 55.75 (24)			I2-I3: 16.71 (25)			1.00				
				Int3: 1:12.46 (21)			I3-Fin: 13.15 (20)			1.12				
				Fin: 1:25.61 (21)						1.43	33.16		Avg.: 83.47	
22	51	COLETTI Alexandra	ITA	Int1: 23.33 (32)			I1-I2: 32.77 (37)			0.37			Sp1: 129.74 (2)	
				Int2: 56.10 (40)			I2-I3: 16.73 (26)			1.35				
				Int3: 1:12.83 (34)			I3-Fin: 12.82 (1)			1.49				
				Fin: 1:25.65 (22)						1.47	34.07		Avg.: 83.43	
22	47	ALCOTT Chimene	GBR	Int1: 23.42 (43)			I1-I2: 32.67 (34)			0.46			Sp1: 128.48 (5)	
				Int2: 56.09 (38)			I2-I3: 16.49 (7)			1.34				
				Int3: 1:12.58 (27)			I3-Fin: 13.07 (12)			1.24				
				Fin: 1:25.65 (22)						1.47	34.07		Avg.: 83.43	



AUDI FIS SKI WORLD CUP
2nd LADIES DOWNHILL
PERFORMANCE ANALYSIS 1



Number of Competitors: 55

Rank	Bib	Name	Nation	Positions			Partials			Difference		Speed		
				Pos.	Time	Rank	Pos.	Time	Rank	Time	Dist(m)	Pos.	km/h	Rank
24	41	SIMARD Genevieve	CAN	Int1:	23.05	(10)	I1-I2:	32.45	(18)	0.09		Sp1:	125.66	(29)
				Int2:	55.50	(12)	I2-I3:	16.88	(33)	0.75				
				Int3:	1:12.38	(20)	I3-Fin:	13.28	(30)	1.04				
				Fin:	1:25.66	(24)				1.48	34.30	Avg.:	83.42	
24	12	HAEUSL Regina	GER	Int1:	23.28	(29)	I1-I2:	32.45	(18)	0.32		Sp1:	126.45	(22)
				Int2:	55.73	(23)	I2-I3:	16.89	(35)	0.98				
				Int3:	1:12.62	(29)	I3-Fin:	13.04	(10)	1.28				
				Fin:	1:25.66	(24)				1.48	34.30	Avg.:	83.42	
26	43	MCCARTY Bryna	USA	Int1:	23.03	(7)	I1-I2:	32.94	(42)	0.07		Sp1:	123.71	(49)
				Int2:	55.97	(31)	I2-I3:	16.77	(28)	1.22				
				Int3:	1:12.74	(32)	I3-Fin:	12.96	(6)	1.40				
				Fin:	1:25.70	(26)				1.52	35.21	Avg.:	83.38	
26	15	ERTL Martina	GER	Int1:	23.42	(43)	I1-I2:	32.26	(9)	0.46		Sp1:	125.66	(29)
				Int2:	55.68	(19)	I2-I3:	16.66	(20)	0.93				
				Int3:	1:12.34	(17)	I3-Fin:	13.36	(38)	1.00				
				Fin:	1:25.70	(26)				1.52	35.21	Avg.:	83.38	
28	23	BERTHOD Sylviane	SUI	Int1:	23.45	(48)	I1-I2:	32.56	(26)	0.49		Sp1:	125.66	(29)
				Int2:	56.01	(35)	I2-I3:	16.65	(17)	1.26				
				Int3:	1:12.66	(30)	I3-Fin:	13.13	(18)	1.32				
				Fin:	1:25.79	(28)				1.61	37.25	Avg.:	83.30	
29	37	POWERS Alison	USA	Int1:	23.37	(37)	I1-I2:	33.10	(47)	0.41		Sp1:	127.66	(13)
				Int2:	56.47	(48)	I2-I3:	16.40	(3)	1.72				
				Int3:	1:12.87	(37)	I3-Fin:	12.93	(5)	1.53				
				Fin:	1:25.80	(29)				1.62	37.48	Avg.:	83.29	
30	19	JACQUEMOD Ingrid	FRA	Int1:	23.25	(24)	I1-I2:	32.11	(6)	0.29		Sp1:	126.45	(22)
				Int2:	55.36	(7)	I2-I3:	17.14	(50)	0.61				
				Int3:	1:12.50	(24)	I3-Fin:	13.41	(41)	1.16				
				Fin:	1:25.91	(30)				1.73	39.97	Avg.:	83.18	
30	14	WIRTH Katja	AUT	Int1:	23.25	(24)	I1-I2:	32.47	(21)	0.29		Sp1:	120.36	(54)
				Int2:	55.72	(22)	I2-I3:	16.85	(31)	0.97				
				Int3:	1:12.57	(26)	I3-Fin:	13.34	(36)	1.23				
				Fin:	1:25.91	(30)				1.73	39.97	Avg.:	83.18	
32	11	SUHADOLC Mojca	SLO	Int1:	23.35	(34)	I1-I2:	32.61	(30)	0.39		Sp1:	126.85	(19)
				Int2:	55.96	(30)	I2-I3:	16.58	(13)	1.21				
				Int3:	1:12.54	(25)	I3-Fin:	13.40	(40)	1.20				
				Fin:	1:25.94	(32)				1.76	40.65	Avg.:	83.15	
33	52	MAZE Tina	SLO	Int1:	23.21	(21)	I1-I2:	32.71	(35)	0.25		Sp1:	128.07	(10)
				Int2:	55.92	(29)	I2-I3:	16.94	(40)	1.17				
				Int3:	1:12.86	(36)	I3-Fin:	13.10	(16)	1.52				
				Fin:	1:25.96	(33)				1.78	41.10	Avg.:	83.13	
34	38	ALPIGER Ella	SUI	Int1:	23.17	(17)	I1-I2:	32.60	(29)	0.21		Sp1:	128.07	(10)
				Int2:	55.77	(26)	I2-I3:	17.10	(47)	1.02				
				Int3:	1:12.87	(37)	I3-Fin:	13.11	(17)	1.53				
				Fin:	1:25.98	(34)				1.80	41.56	Avg.:	83.11	
35	46	HALTMAYR Petra	GER	Int1:	23.03	(7)	I1-I2:	33.05	(46)	0.07		Sp1:	124.09	(46)
				Int2:	56.08	(37)	I2-I3:	16.50	(8)	1.33				
				Int3:	1:12.58	(27)	I3-Fin:	13.42	(42)	1.24				
				Fin:	1:26.00	(35)				1.82	42.01	Avg.:	83.09	
36	16	LALIVE Caroline	USA	Int1:	23.68	(53)	I1-I2:	32.02	(5)	0.72		Sp1:	122.95	(53)
				Int2:	55.70	(20)	I2-I3:	16.98	(43)	0.95				
				Int3:	1:12.68	(31)	I3-Fin:	13.42	(42)	1.34				
				Fin:	1:26.10	(36)				1.92	44.26	Avg.:	83.00	



AUDI FIS SKI WORLD CUP
2nd LADIES DOWNHILL
PERFORMANCE ANALYSIS 1



Number of Competitors: 55

Rank	Bib	Name	Nation	Positions			Partials			Difference		Speed		
				Pos.	Time	Rank	Pos.	Time	Rank	Time	Dist(m)	Pos.	km/h	Rank
37	22	CECCARELLI Daniela	ITA	Int1: 23.35 (34)			I1-I2: 32.84 (40)			0.39		Sp1: 126.85 (19)		
				Int2: 56.19 (41)			I2-I3: 16.65 (17)			1.44				
				Int3: 1:12.84 (35)			I3-Fin: 13.34 (36)			1.50				
				Fin: 1:26.18 (37)						2.00	46.07	Avg.: 82.92		
38	50	SCHNEIDER Tanja	AUT	Int1: 23.39 (42)			I1-I2: 32.58 (28)			0.43		Sp1: 123.33 (51)		
				Int2: 55.97 (31)			I2-I3: 16.91 (37)			1.22				
				Int3: 1:12.88 (39)			I3-Fin: 13.32 (34)			1.54				
				Fin: 1:26.20 (38)						2.02	46.52	Avg.: 82.90		
38	42	STEMMER Stefanie	GER	Int1: 23.52 (49)			I1-I2: 32.75 (36)			0.56		Sp1: 125.66 (29)		
				Int2: 56.27 (43)			I2-I3: 16.68 (22)			1.52				
				Int3: 1:12.95 (40)			I3-Fin: 13.25 (27)			1.61				
				Fin: 1:26.20 (38)						2.02	46.52	Avg.: 82.90		
40	55	RISLER Christina	CAN	Int1: 23.66 (52)			I1-I2: 32.32 (13)			0.70		Sp1: 128.48 (5)		
				Int2: 55.98 (33)			I2-I3: 16.79 (29)			1.23				
				Int3: 1:12.77 (33)			I3-Fin: 13.54 (48)			1.43				
				Fin: 1:26.31 (40)						2.13	48.99	Avg.: 82.79		
41	35	PIEREN Tanja	SUI	Int1: 23.43 (46)			I1-I2: 32.66 (33)			0.47		Sp1: 124.87 (42)		
				Int2: 56.09 (38)			I2-I3: 16.93 (39)			1.34				
				Int3: 1:13.02 (41)			I3-Fin: 13.31 (33)			1.68				
				Fin: 1:26.33 (41)						2.15	49.44	Avg.: 82.78		
42	45	RECCHIA Lucia	ITA	Int1: 23.30 (30)			I1-I2: 33.13 (48)			0.34		Sp1: 126.05 (26)		
				Int2: 56.43 (47)			I2-I3: 16.97 (42)			1.68				
				Int3: 1:13.40 (46)			I3-Fin: 13.19 (22)			2.06				
				Fin: 1:26.59 (42)						2.41	55.25	Avg.: 82.53		
43	1	SCHILD Martina	SUI	Int1: 23.33 (32)			I1-I2: 32.52 (23)			0.37		Sp1: 126.05 (26)		
				Int2: 55.85 (28)			I2-I3: 17.22 (51)			1.10				
				Int3: 1:13.07 (42)			I3-Fin: 13.61 (51)			1.73				
				Fin: 1:26.68 (43)						2.50	57.25	Avg.: 82.44		
44	56	FLEMMEN Andrine	NOR	Int1: 23.38 (38)			I1-I2: 32.89 (41)			0.42		Sp1: 124.48 (43)		
				Int2: 56.27 (43)			I2-I3: 16.98 (43)			1.52				
				Int3: 1:13.25 (44)			I3-Fin: 13.44 (44)			1.91				
				Fin: 1:26.69 (44)						2.51	57.47	Avg.: 82.43		
45	6	HEREGGER Selina	AUT	Int1: 23.10 (12)			I1-I2: 32.57 (27)			0.14		Sp1: 125.66 (29)		
				Int2: 55.67 (17)			I2-I3: 17.42 (54)			0.92				
				Int3: 1:13.09 (43)			I3-Fin: 13.68 (54)			1.75				
				Fin: 1:26.77 (45)						2.59	59.25	Avg.: 82.36		
46	4	MATTEL Magda	FRA	Int1: 23.44 (47)			I1-I2: 32.79 (38)			0.48		Sp1: 124.09 (46)		
				Int2: 56.23 (42)			I2-I3: 17.07 (45)			1.48				
				Int3: 1:13.30 (45)			I3-Fin: 13.54 (48)			1.96				
				Fin: 1:26.84 (46)						2.66	60.80	Avg.: 82.29		
47	40	LUDLOW Libby	USA	Int1: 23.38 (38)			I1-I2: 33.13 (48)			0.42		Sp1: 125.66 (29)		
				Int2: 56.51 (49)			I2-I3: 17.23 (52)			1.76				
				Int3: 1:13.74 (50)			I3-Fin: 13.16 (21)			2.40				
				Fin: 1:26.90 (47)						2.72	62.13	Avg.: 82.23		
48	49	KRISTJANSDDOTTIR Dagny I.	ISL	Int1: 23.38 (38)			I1-I2: 33.40 (52)			0.42		Sp1: 124.09 (46)		
				Int2: 56.78 (51)			I2-I3: 16.90 (36)			2.03				
				Int3: 1:13.68 (49)			I3-Fin: 13.24 (26)			2.34				
				Fin: 1:26.92 (48)						2.74	62.57	Avg.: 82.21		
49	32	DABIC Lea	SLO	Int1: 23.42 (43)			I1-I2: 32.99 (44)			0.46		Sp1: 125.66 (29)		
				Int2: 56.41 (46)			I2-I3: 17.12 (48)			1.66				
				Int3: 1:13.53 (48)			I3-Fin: 13.44 (44)			2.19				
				Fin: 1:26.97 (49)						2.79	63.68	Avg.: 82.17		



AUDI FIS SKI WORLD CUP
2nd LADIES DOWNHILL
PERFORMANCE ANALYSIS 1



Number of Competitors: 55

Rank	Bib	Name	Nation	Positions			Partials			Difference		Speed		
				Pos.	Time	Rank	Pos.	Time	Rank	Time	Dist(m)	Pos.	km/h	Rank
50	5	HARGIN Janette	SWE	Int1:	23.32	(31)	I1-I2:	33.03	(45)	0.36		Sp1:	124.48	(43)
				Int2:	56.35	(45)	I2-I3:	17.12	(48)	1.60				
				Int3:	1:13.47	(47)	I3-Fin:	13.64	(52)	2.13		Avg.:	82.03	
				Fin:	1:27.11	(50)				2.93	66.77			
51	44	OWENS Jenny	AUS	Int1:	23.35	(34)	I1-I2:	33.50	(53)	0.39		Sp1:	125.26	(39)
				Int2:	56.85	(52)	I2-I3:	16.92	(38)	2.10				
				Int3:	1:13.77	(51)	I3-Fin:	13.46	(46)	2.43		Avg.:	81.92	
				Fin:	1:27.23	(51)				3.05	69.41			
52	8	MUELLER Tamara	SUI	Int1:	23.58	(50)	I1-I2:	33.34	(51)	0.62		Sp1:	127.26	(18)
				Int2:	56.92	(53)	I2-I3:	16.94	(40)	2.17				
				Int3:	1:13.86	(52)	I3-Fin:	13.46	(46)	2.52		Avg.:	81.84	
				Fin:	1:27.32	(52)				3.14	71.38			
53	3	GIVELET Anne-Laure	FRA	Int1:	23.58	(50)	I1-I2:	33.19	(50)	0.62		Sp1:	119.64	(55)
				Int2:	56.77	(50)	I2-I3:	17.51	(55)	2.02				
				Int3:	1:14.28	(53)	I3-Fin:	13.83	(55)	2.94		Avg.:	81.10	
				Fin:	1:28.11	(53)				3.93	88.54			
54	54	DEFORGES Emilie	CAN	Int1:	23.88	(55)	I1-I2:	33.58	(54)	0.92		Sp1:	123.33	(51)
				Int2:	57.46	(54)	I2-I3:	17.30	(53)	2.71				
				Int3:	1:14.76	(54)	I3-Fin:	13.57	(50)	3.42		Avg.:	80.90	
				Fin:	1:28.33	(54)				4.15	93.26			
55	48	VAN NESS Lauren	USA	Int1:	23.82	(54)	I1-I2:	33.88	(55)	0.86		Sp1:	123.71	(49)
				Int2:	57.70	(55)	I2-I3:	17.08	(46)	2.95				
				Int3:	1:14.78	(55)	I3-Fin:	13.64	(52)	3.44		Avg.:	80.82	
				Fin:	1:28.42	(55)				4.24	95.19			

LEGEND

Pos Intermediate or Speed Position **Dist(m)** Distance behind the first **Int2:** Intermediate 2 **Sp1:** Speed Trap 1
Avg. Average Speed for the race **Int1:** Intermediate 1 **Int3:** Intermediate 3 **Fin:** Finish

06-12-2003 / Lake Louise (CAN) / 5361

Page 5/5

Data Processing by SWATCH

www.fis-ski.com

SWATCH Timing

Generation Date: SAT 6 DEC 2003

Time: 16:44 Swatch Internet Time: @ 30

Document: 77A 1.0



AUDI FIS SKI WORLD CUP
2nd LADIES DOWNHILL
PERFORMANCE ANALYSIS 2



Number of Competitors: 56

Bib	Name	Nation	Positions			Partials			Difference		Speed		
			Pos.	Time	Rank	Pos.	Time	Rank	Time	Dist(m)	Pos.	km/h	Rank
1	SCHILD Martina	SUI	Int1: 23.33 (32)	Int2: 55.85 (28)	Int3: 1:13.07 (42)	Fin: 1:26.68 (43)	I1-I2: 32.52 (23)	I2-I3: 17.22 (51)	I3-Fin: 13.61 (51)	0.37 1.10 1.73 2.50	57.25	Sp1: 126.05 (27)	Avg.: 82.44
2	STYGER Nadia	SUI	Int1: 23.16 (16)	Int2: 55.44 (9)	Int3: 1:12.12 (10)	Fin: 1:25.44 (13)	I1-I2: 32.28 (10)	I2-I3: 16.68 (22)	I3-Fin: 13.32 (34)	0.20 0.69 0.78 1.26	29.27	Sp1: 126.45 (22)	Avg.: 83.64
3	GIVELET Anne-Laure	FRA	Int1: 23.58 (51)	Int2: 56.77 (51)	Int3: 1:14.28 (53)	Fin: 1:28.11 (53)	I1-I2: 33.19 (51)	I2-I3: 17.51 (55)	I3-Fin: 13.83 (55)	0.62 2.02 2.94 3.93	88.54	Sp1: 119.64 (56)	Avg.: 81.10
4	MATTEL Magda	FRA	Int1: 23.44 (48)	Int2: 56.23 (43)	Int3: 1:13.30 (45)	Fin: 1:26.84 (46)	I1-I2: 32.79 (38)	I2-I3: 17.07 (45)	I3-Fin: 13.54 (48)	0.48 1.48 1.96 2.66	60.80	Sp1: 124.09 (47)	Avg.: 82.29
5	HARGIN Janette	SWE	Int1: 23.32 (31)	Int2: 56.35 (46)	Int3: 1:13.47 (47)	Fin: 1:27.11 (50)	I1-I2: 33.03 (46)	I2-I3: 17.12 (48)	I3-Fin: 13.64 (52)	0.36 1.60 2.13 2.93	66.77	Sp1: 124.48 (44)	Avg.: 82.03
6	HEREGGER Selina	AUT	Int1: 23.10 (12)	Int2: 55.67 (17)	Int3: 1:13.09 (43)	Fin: 1:26.77 (45)	I1-I2: 32.57 (27)	I2-I3: 17.42 (54)	I3-Fin: 13.68 (54)	0.14 0.92 1.75 2.59	59.25	Sp1: 125.66 (30)	Avg.: 82.36
7	RUMPFHUBER Ingrid	AUT	Int1: 23.17 (17)	Int2: 55.48 (10)	Int3: 1:12.02 (7)	Fin: 1:25.27 (10)	I1-I2: 32.31 (12)	I2-I3: 16.54 (11)	I3-Fin: 13.25 (27)	0.21 0.73 0.68 1.09	25.37	Sp1: 127.66 (13)	Avg.: 83.80
8	MUELLER Tamara	SUI	Int1: 23.58 (51)	Int2: 56.92 (54)	Int3: 1:13.86 (52)	Fin: 1:27.32 (52)	I1-I2: 33.34 (52)	I2-I3: 16.94 (40)	I3-Fin: 13.46 (46)	0.62 2.17 2.52 3.14	71.38	Sp1: 127.26 (18)	Avg.: 81.84
9	SUCHET Melanie	FRA	Int1: 23.21 (21)	Int2: 55.82 (27)	Int3: 1:12.48 (23)	Fin: 1:25.55 (18)	I1-I2: 32.61 (30)	I2-I3: 16.66 (20)	I3-Fin: 13.07 (12)	0.25 1.07 1.14 1.37	31.79	Sp1: 126.45 (22)	Avg.: 83.53
10	WILHELM Kathrin	AUT	Int1: 23.27 (28)	Int2: 55.71 (21)	Int3: 1:12.31 (15)	Fin: 1:25.51 (16)	I1-I2: 32.44 (16)	I2-I3: 16.60 (16)	I3-Fin: 13.20 (24)	0.31 0.96 0.97 1.33	30.87	Sp1: 125.26 (40)	Avg.: 83.57



AUDI FIS SKI WORLD CUP
2nd LADIES DOWNHILL
PERFORMANCE ANALYSIS 2



Number of Competitors: 56

Bib	Name	Nation	Positions			Partial			Difference		Speed		
			Pos.	Time	Rank	Pos.	Time	Rank	Time	Dist(m)	Pos.	km/h	Rank
11	SUHADOLC Mojca	SLO	Int1: 23.35 (34)	Int2: 55.96 (30)	Int3: 1:12.54 (25)	Fin: 1:25.94 (32)	I1-I2: 32.61 (30)	I2-I3: 16.58 (13)	I3-Fin: 13.40 (40)	0.39 1.21 1.20 1.76	40.65	Sp1: 126.85 (19)	Avg.: 83.15
12	HAEUSL Regina	GER	Int1: 23.28 (29)	Int2: 55.73 (23)	Int3: 1:12.62 (29)	Fin: 1:25.66 (24)	I1-I2: 32.45 (18)	I2-I3: 16.89 (35)	I3-Fin: 13.04 (10)	0.32 0.98 1.28 1.48	34.30	Sp1: 126.45 (22)	Avg.: 83.42
13	HUBER Isabelle	GER	Int1: 23.20 (20)	Int2: 55.64 (14)	Int3: 1:12.34 (17)	Fin: 1:25.55 (18)	I1-I2: 32.44 (16)	I2-I3: 16.70 (24)	I3-Fin: 13.21 (25)	0.24 0.89 1.00 1.37	31.79	Sp1: 125.26 (40)	Avg.: 83.53
14	WIRTH Katja	AUT	Int1: 23.25 (24)	Int2: 55.72 (22)	Int3: 1:12.57 (26)	Fin: 1:25.91 (30)	I1-I2: 32.47 (21)	I2-I3: 16.85 (31)	I3-Fin: 13.34 (36)	0.29 0.97 1.23 1.73	39.97	Sp1: 120.36 (55)	Avg.: 83.18
15	ERTL Martina	GER	Int1: 23.42 (44)	Int2: 55.68 (19)	Int3: 1:12.34 (17)	Fin: 1:25.70 (26)	I1-I2: 32.26 (9)	I2-I3: 16.66 (20)	I3-Fin: 13.36 (38)	0.46 0.93 1.00 1.52	35.21	Sp1: 125.66 (30)	Avg.: 83.38
16	LALIVE Caroline	USA	Int1: 23.68 (54)	Int2: 55.70 (20)	Int3: 1:12.68 (31)	Fin: 1:26.10 (36)	I1-I2: 32.02 (5)	I2-I3: 16.98 (43)	I3-Fin: 13.42 (42)	0.72 0.95 1.34 1.92	44.26	Sp1: 122.95 (54)	Avg.: 83.00
17	KOSTNER Isolde	ITA	Int1: 23.22 (23)	Int2: 55.76 (25)	Int3: 1:12.26 (14)	Fin: 1:25.29 (11)	I1-I2: 32.54 (24)	I2-I3: 16.50 (8)	I3-Fin: 13.03 (8)	0.26 1.01 0.92 1.11	25.83	Sp1: 127.66 (13)	Avg.: 83.78
18	RIESCH Maria	GER	Int1: 23.13 (14)	Int2: 55.02 (4)	Int3: 1:11.89 (6)	Fin: 1:25.26 (9)	I1-I2: 31.89 (3)	I2-I3: 16.87 (32)	I3-Fin: 13.37 (39)	0.17 0.27 0.55 1.08	25.14	Sp1: 128.48 (5)	Avg.: 83.81
19	JACQUEMOD Ingrid	FRA	Int1: 23.25 (24)	Int2: 55.36 (7)	Int3: 1:12.50 (24)	Fin: 1:25.91 (30)	I1-I2: 32.11 (6)	I2-I3: 17.14 (50)	I3-Fin: 13.41 (41)	0.29 0.61 1.16 1.73	39.97	Sp1: 126.45 (22)	Avg.: 83.18
20	BORGHI Catherine	SUI	Int1: 23.02 (4)	Int2: 55.34 (6)	Int3: 1:12.22 (12)	Fin: 1:25.25 (8)	I1-I2: 32.32 (13)	I2-I3: 16.88 (33)	I3-Fin: 13.03 (8)	0.06 0.59 0.88 1.07	24.91	Sp1: 127.66 (13)	Avg.: 83.82
21	MENDES Jonna	USA	Int1: 23.15 (15)	Int2: 55.63 (13)	Int3: 1:12.09 (8)	Fin: 1:25.39 (12)	I1-I2: 32.48 (22)	I2-I3: 16.46 (5)	I3-Fin: 13.30 (32)	0.19 0.88 0.75 1.21	28.13	Sp1: 128.48 (5)	Avg.: 83.69
22	CECCARELLI Daniela	ITA	Int1: 23.35 (34)	Int2: 56.19 (41)	Int3: 1:12.84 (35)	Fin: 1:26.18 (37)	I1-I2: 32.84 (41)	I2-I3: 16.65 (17)	I3-Fin: 13.34 (36)	0.39 1.44 1.50 2.00	46.07	Sp1: 126.85 (19)	Avg.: 82.92
23	BERTHOD Sylviane	SUI	Int1: 23.45 (49)	Int2: 56.01 (35)	Int3: 1:12.66 (30)	Fin: 1:25.79 (28)	I1-I2: 32.56 (26)	I2-I3: 16.65 (17)	I3-Fin: 13.13 (18)	0.49 1.26 1.32 1.61	37.25	Sp1: 125.66 (30)	Avg.: 83.30



AUDI FIS SKI WORLD CUP
2nd LADIES DOWNHILL
PERFORMANCE ANALYSIS 2



Number of Competitors: 56

Bib	Name	Nation	Positions			Partial			Difference		Speed		
			Pos.	Time	Rank	Pos.	Time	Rank	Time	Dist(m)	Pos.	km/h	Rank
24	OBERMOSER Brigitte	AUT	Int1: 23.38 (38)	Int2: 55.75 (24)	Int3: 1:12.46 (21)	Fin: 1:25.61 (21)	I1-I2: 32.37 (15)	I2-I3: 16.71 (25)	I3-Fin: 13.15 (20)	0.42 1.00 1.12 1.43	33.16	Sp1: 125.66 (30)	Avg.: 83.47
25	MEISSNITZER Alexandra	AUT	Int1: 23.07 (11)	Int2: 55.36 (7)	Int3: 1:12.10 (9)	Fin: 1:25.15 (6)	I1-I2: 32.29 (11)	I2-I3: 16.74 (27)	I3-Fin: 13.05 (11)	0.11 0.61 0.76 0.97	22.61	Sp1: 126.85 (19)	Avg.: 83.92
26	GERG Hilde	GER	Int1: 22.98 (2)	Int2: 55.18 (5)	Int3: 1:11.83 (4)	Fin: 1:25.02 (5)	I1-I2: 32.20 (7)	I2-I3: 16.65 (17)	I3-Fin: 13.19 (22)	0.02 0.43 0.49 0.84	19.61	Sp1: 125.66 (30)	Avg.: 84.05
27	CLARK Kirsten L	USA	Int1: 23.12 (13)	Int2: 55.67 (17)	Int3: 1:12.20 (11)	Fin: 1:25.45 (14)	I1-I2: 32.55 (25)	I2-I3: 16.53 (10)	I3-Fin: 13.25 (27)	0.16 0.92 0.86 1.27	29.50	Sp1: 126.05 (27)	Avg.: 83.63
28	DORFMEISTER Michaela	AUT	Int1: 22.96 (1)	Int2: 54.84 (2)	Int3: 1:11.39 (3)	Fin: 1:24.30 (2)	I1-I2: 31.88 (2)	I2-I3: 16.55 (12)	I3-Fin: 12.91 (3)	0.00 0.09 0.05 0.12	2.83	Sp1: 127.66 (13)	Avg.: 84.77
29	GOETSCHL Renate	AUT	Int1: 23.02 (4)	Int2: 54.75 (1)	Int3: 1:11.34 (1)	Fin: 1:24.41 (3)	I1-I2: 31.73 (1)	I2-I3: 16.59 (14)	I3-Fin: 13.07 (12)	0.06 0.00 0.00 0.23	5.41	Sp1: 125.66 (30)	Avg.: 84.66
30	MONTILLET Carole	FRA	Int1: 23.00 (3)	Int2: 54.92 (3)	Int3: 1:11.34 (1)	Fin: 1:24.18 (1)	I1-I2: 31.92 (4)	I2-I3: 16.42 (4)	I3-Fin: 12.84 (2)	0.04 0.17 0.00 0.00	0.00	Sp1: 129.74 (2)	Avg.: 84.89
31	BRYDON Emily	CAN	Int1: 23.02 (4)	Int2: 55.65 (16)	Int3: 1:11.87 (5)	Fin: 1:24.87 (4)	I1-I2: 32.63 (32)	I2-I3: 16.22 (1)	I3-Fin: 13.00 (7)	0.06 0.90 0.53 0.69	16.14	Sp1: 128.48 (5)	Avg.: 84.20
32	DABIC Lea	SLO	Int1: 23.42 (44)	Int2: 56.41 (47)	Int3: 1:13.53 (48)	Fin: 1:26.97 (49)	I1-I2: 32.99 (45)	I2-I3: 17.12 (48)	I3-Fin: 13.44 (44)	0.46 1.66 2.19 2.79	63.68	Sp1: 125.66 (30)	Avg.: 82.17
33	KILDOW Lindsey C.	USA	Int1: 23.26 (26)	Int2: 56.05 (36)	Int3: 1:12.35 (19)	Fin: 1:25.48 (15)	I1-I2: 32.79 (38)	I2-I3: 16.30 (2)	I3-Fin: 13.13 (18)	0.30 1.30 1.01 1.30	30.19	Sp1: 128.07 (10)	Avg.: 83.60
34	LEFRANCOIS Anne Marie	CAN	Int1: 23.03 (7)	Int2: 55.98 (33)	Int3: 1:12.46 (21)	Fin: 1:25.54 (17)	I1-I2: 32.95 (44)	I2-I3: 16.48 (6)	I3-Fin: 13.08 (15)	0.07 1.23 1.12 1.36	31.56	Sp1: 129.74 (2)	Avg.: 83.54
35	PIEREN Tanja	SUI	Int1: 23.43 (47)	Int2: 56.09 (38)	Int3: 1:13.02 (41)	Fin: 1:26.33 (41)	I1-I2: 32.66 (33)	I2-I3: 16.93 (39)	I3-Fin: 13.31 (33)	0.47 1.34 1.68 2.15	49.44	Sp1: 124.87 (43)	Avg.: 82.78
36	VANDERBEEK Kelly	CAN	Int1: 23.38 (38)	Int2: 56.19 (41)	Int3: DNF	Fin: DNF	I1-I2: 32.81 (40)	I2-I3:	I3-Fin:	0.42 1.44		Sp1: 126.45 (22)	Avg.:



AUDI FIS SKI WORLD CUP
2nd LADIES DOWNHILL
PERFORMANCE ANALYSIS 2



Number of Competitors: 56

Bib	Name	Nation	Positions			Partials			Difference		Speed		
			Pos.	Time	Rank	Pos.	Time	Rank	Time	Dist(m)	Pos.	km/h	Rank
37	POWERS Alison	USA	Int1: 23.37 (37)	Int2: 56.47 (49)	Int3: 1:12.87 (37)	Fin: 1:25.80 (29)	I1-I2: 33.10 (48)	I2-I3: 16.40 (3)	I3-Fin: 12.93 (5)	0.41 1.72 1.53 1.62	37.48	Sp1: 127.66 (13)	Avg.: 83.29
38	ALPIGER Ella	SUI	Int1: 23.17 (17)	Int2: 55.77 (26)	Int3: 1:12.87 (37)	Fin: 1:25.98 (34)	I1-I2: 32.60 (29)	I2-I3: 17.10 (47)	I3-Fin: 13.11 (17)	0.21 1.02 1.53 1.80	41.56	Sp1: 128.07 (10)	Avg.: 83.11
39	AUFDENBLATTEN Fraenzi	SUI	Int1: 23.26 (26)	Int2: 55.49 (11)	Int3: 1:12.31 (15)	Fin: 1:25.60 (20)	I1-I2: 32.23 (8)	I2-I3: 16.82 (30)	I3-Fin: 13.29 (31)	0.30 0.74 0.97 1.42	32.93	Sp1: 124.48 (44)	Avg.: 83.48
40	LUDLOW Libby	USA	Int1: 23.38 (38)	Int2: 56.51 (50)	Int3: 1:13.74 (50)	Fin: 1:26.90 (47)	I1-I2: 33.13 (49)	I2-I3: 17.23 (52)	I3-Fin: 13.16 (21)	0.42 1.76 2.40 2.72	62.13	Sp1: 125.66 (30)	Avg.: 82.23
41	SIMARD Genevieve	CAN	Int1: 23.05 (10)	Int2: 55.50 (12)	Int3: 1:12.38 (20)	Fin: 1:25.66 (24)	I1-I2: 32.45 (18)	I2-I3: 16.88 (33)	I3-Fin: 13.28 (30)	0.09 0.75 1.04 1.48	34.30	Sp1: 125.66 (30)	Avg.: 83.42
42	STEMMER Stefanie	GER	Int1: 23.52 (50)	Int2: 56.27 (44)	Int3: 1:12.95 (40)	Fin: 1:26.20 (38)	I1-I2: 32.75 (36)	I2-I3: 16.68 (22)	I3-Fin: 13.25 (27)	0.56 1.52 1.61 2.02	46.52	Sp1: 125.66 (30)	Avg.: 82.90
43	MCCARTY Bryna	USA	Int1: 23.03 (7)	Int2: 55.97 (31)	Int3: 1:12.74 (32)	Fin: 1:25.70 (26)	I1-I2: 32.94 (43)	I2-I3: 16.77 (28)	I3-Fin: 12.96 (6)	0.07 1.22 1.40 1.52	35.21	Sp1: 123.71 (50)	Avg.: 83.38
44	OWENS Jenny	AUS	Int1: 23.35 (34)	Int2: 56.85 (53)	Int3: 1:13.77 (51)	Fin: 1:27.23 (51)	I1-I2: 33.50 (54)	I2-I3: 16.92 (38)	I3-Fin: 13.46 (46)	0.39 2.10 2.43 3.05	69.41	Sp1: 125.26 (40)	Avg.: 81.92
45	RECCHIA Lucia	ITA	Int1: 23.30 (30)	Int2: 56.43 (48)	Int3: 1:13.40 (46)	Fin: 1:26.59 (42)	I1-I2: 33.13 (49)	I2-I3: 16.97 (42)	I3-Fin: 13.19 (22)	0.34 1.68 2.06 2.41	55.25	Sp1: 126.05 (27)	Avg.: 82.53
46	HALTMAYR Petra	GER	Int1: 23.03 (7)	Int2: 56.08 (37)	Int3: 1:12.58 (27)	Fin: 1:26.00 (35)	I1-I2: 33.05 (47)	I2-I3: 16.50 (8)	I3-Fin: 13.42 (42)	0.07 1.33 1.24 1.82	42.01	Sp1: 124.09 (47)	Avg.: 83.09
47	ALCOTT Chimene	GBR	Int1: 23.42 (44)	Int2: 56.09 (38)	Int3: 1:12.58 (27)	Fin: 1:25.65 (22)	I1-I2: 32.67 (34)	I2-I3: 16.49 (7)	I3-Fin: 13.07 (12)	0.46 1.34 1.24 1.47	34.07	Sp1: 128.48 (5)	Avg.: 83.43
48	VAN NESS Lauren	USA	Int1: 23.82 (55)	Int2: 57.70 (56)	Int3: 1:14.78 (55)	Fin: 1:28.42 (55)	I1-I2: 33.88 (56)	I2-I3: 17.08 (46)	I3-Fin: 13.64 (52)	0.86 2.95 3.44 4.24	95.19	Sp1: 123.71 (50)	Avg.: 80.82
49	KRISTJANSDETTIR Dagny I.	ISL	Int1: 23.38 (38)	Int2: 56.78 (52)	Int3: 1:13.68 (49)	Fin: 1:26.92 (48)	I1-I2: 33.40 (53)	I2-I3: 16.90 (36)	I3-Fin: 13.24 (26)	0.42 2.03 2.34 2.74	62.57	Sp1: 124.09 (47)	Avg.: 82.21



AUDI FIS SKI WORLD CUP
2nd LADIES DOWNHILL
PERFORMANCE ANALYSIS 2



Number of Competitors: 56

Bib	Name	Nation	Positions			Partials			Difference		Speed		
			Pos.	Time	Rank	Pos.	Time	Rank	Time	Dist(m)	Pos.	km/h	Rank
50	SCHNEIDER Tanja	AUT	Int1:	23.39	(43)	I1-I2:	32.58	(28)	0.43		Sp1:	123.33	(52)
			Int2:	55.97	(31)	I2-I3:	16.91	(37)	1.22				
			Int3:	1:12.88	(39)	I3-Fin:	13.32	(34)	1.54				
			Fin:	1:26.20	(38)				2.02	46.52	Avg.:	82.90	
51	COLETTI Alexandra	ITA	Int1:	23.33	(32)	I1-I2:	32.77	(37)	0.37		Sp1:	129.74	(2)
			Int2:	56.10	(40)	I2-I3:	16.73	(26)	1.35				
			Int3:	1:12.83	(34)	I3-Fin:	12.82	(1)	1.49				
			Fin:	1:25.65	(22)				1.47	34.07	Avg.:	83.43	
52	MAZE Tina	SLO	Int1:	23.21	(21)	I1-I2:	32.71	(35)	0.25		Sp1:	128.07	(10)
			Int2:	55.92	(29)	I2-I3:	16.94	(40)	1.17				
			Int3:	1:12.86	(36)	I3-Fin:	13.10	(16)	1.52				
			Fin:	1:25.96	(33)				1.78	41.10	Avg.:	83.13	
53	KLEON Barbara	ITA	Int1:	23.19	(19)	I1-I2:	32.45	(18)	0.23		Sp1:	131.88	(1)
			Int2:	55.64	(14)	I2-I3:	16.59	(14)	0.89				
			Int3:	1:12.23	(13)	I3-Fin:	12.92	(4)	0.89				
			Fin:	1:25.15	(6)				0.97	22.61	Avg.:	83.92	
54	DESFORGES Emilie	CAN	Int1:	23.88	(56)	I1-I2:	33.58	(55)	0.92		Sp1:	123.33	(52)
			Int2:	57.46	(55)	I2-I3:	17.30	(53)	2.71				
			Int3:	1:14.76	(54)	I3-Fin:	13.57	(50)	3.42				
			Fin:	1:28.33	(54)				4.15	93.26	Avg.:	80.90	
55	RISLER Christina	CAN	Int1:	23.66	(53)	I1-I2:	32.32	(13)	0.70		Sp1:	128.48	(5)
			Int2:	55.98	(33)	I2-I3:	16.79	(29)	1.23				
			Int3:	1:12.77	(33)	I3-Fin:	13.54	(48)	1.43				
			Fin:	1:26.31	(40)				2.13	48.99	Avg.:	82.79	
56	FLEMMEN Andrine	NOR	Int1:	23.38	(38)	I1-I2:	32.89	(42)	0.42		Sp1:	124.48	(44)
			Int2:	56.27	(44)	I2-I3:	16.98	(43)	1.52				
			Int3:	1:13.25	(44)	I3-Fin:	13.44	(44)	1.91				
			Fin:	1:26.69	(44)				2.51	57.47	Avg.:	82.43	

LEGEND

Pos Intermediate or Speed Position **Int1:** Intermediate 1 **Int3:** Intermediate 3 **Sp1:** Speed Trap 1
Avg. Average Speed for the race **Int2:** Intermediate 2 **DNF** Did Not Finish **Fin:** Finish
Dist(m) Distance behind the first



AUDI FIS SKI WORLD CUP



AUDI FIS SKI WORLD CUP AFTER 2nd LADIES DOWNHILL DOWNHILL FIS WCSL LIST

Number of Competitors: 59

5 DEC 2003 Lake Louise (CAN)
6 DEC 2003 Lake Louise (CAN)

Rank	FIS Code	Name	Nation	1	2	Base	- X	+ Y	= WCSL-DH
1	195374	MONTILLET Carole	FRA	100	100	349	78	200	471
2	55069	GOETSCHL Renate	AUT	20	60	413	92	80	401
3	55198	DORFMEISTER Michaela	AUT	13	80	394	88	93	399
4	536138	CLARK Kirsten L	USA	60	18	316	70	78	324
5	205117	GERG Hilde	GER	80	45	214	48	125	291
6	55212	MEISSNITZER Alexandra	AUT	36	40	219	49	76	246
7	515098	REY BELLET Corinne	SUI	-	-	310	69	-	241
8	105546	TURGEON Melanie	CAN	-	-	249	55	-	194
9	515348	BORGHI Catherine	SUI	40	32	114	25	72	161
9	55261	OBERMOSER Brigitte	AUT	11	10	180	40	21	161
11	515409	BERTHOD Sylviane	SUI	50	3	136	30	53	159
12	536477	MENDES Jonna	USA	15	22	153	34	37	156
13	295136	CECCARELLI Daniela	ITA	45	-	136	30	45	151
14	206001	RIESCH Maria	GER	32	29	115	26	61	150
15	195671	JACQUEMOD Ingrid	FRA	1	1	153	34	2	121
16	295588	KOSTNER Isolde	ITA	2	24	118	26	26	118
17	295342	PUTZER Karen	ITA	-	-	143	32	-	111
18	385022	KOSTELIC Janica	CRO	-	-	136	30	-	106
19	536473	LALIVE Caroline	USA	26	-	90	20	26	96
20	205820	HUBER Isabelle	GER	18	13	73	16	31	88
21	55538	WIRTH Katja	AUT	14	1	81	18	15	78
22	205392	HAEUSL Regina	GER	-	7	78	17	7	68
23	55588	RUMPFHUBER Ingrid	AUT	29	26	6	1	55	60
24	105997	BRYDON Emily	CAN	6	50	4	1	56	59
25	55596	WILHELM Kathrin	AUT	-	15	55	12	15	58
26	205378	ERTL Martina	GER	-	5	67	15	5	57
27	195503	SUCHET Melanie	FRA	12	13	36	8	25	53
28	295449	KLEON Barbara	ITA	11	40	-	-	51	51
29	565037	SUHADOLC Mojca	SLO	-	-	60	13	-	47
30	505632	LINDELL-VIKARBY Jessica	SWE	-	-	56	12	-	44
31	515170	STYGER Nadia	SUI	1	20	20	4	21	37
32	537545	MANCUSO Julia	USA	-	-	44	10	-	34
33	515403	MUELLER Tamara	SUI	-	-	41	9	-	32
34	515429	DUMERMUTH Monika	SUI	-	-	38	8	-	30





AUDI FIS SKI WORLD CUP



AUDI FIS SKI WORLD CUP AFTER 2nd LADIES DOWNHILL DOWNHILL FIS WCSL LIST

Number of Competitors: 59

Rank	FIS Code	Name	Nation	5 DEC 2003 Lake Louise (CAN)		6 DEC 2003 Lake Louise (CAN)			WCSL-DH
				1	2	Base	- X	+ Y	
35	515496	IMLIG Corinne	SUI	-	-	35	8	-	27
36	55290	HEREGGER Selina	AUT	16	-	11	2	16	25
36	55691	SPONRING Christine	AUT	-	-	32	7	-	25
38	195837	MATTEL Magda	FRA	24	-	-	-	24	24
39	505260	HARGIN Janette	SWE	8	-	19	4	8	23
40	195920	GIVELET Anne-Laure	FRA	22	-	-	-	22	22
40	537544	KILDOW Lindsey C.	USA	4	16	3	1	20	22
42	225206	ALCOTT Chimene	GBR	9	9	-	-	18	18
43	195868	MEILLEUR Karine	FRA	-	-	22	5	-	17
44	105662	LEFRANCOIS Anne Marie	CAN	-	14	3	1	14	16
44	515560	SCHILD Martina	SUI	-	-	20	4	-	16
46	537446	MCCARTY Bryna	USA	5	5	6	1	10	15
47	515573	AUFDENBLATTEN Fraenzi	SUI	3	11	-	-	14	14
48	536884	LUDLOW Libby	USA	-	-	16	4	-	12
49	535529	MONAHAN Kathleen	USA	-	-	14	3	-	11
49	295533	RECCHIA Lucia	ITA	-	-	14	3	-	11
51	295463	BASSIS Patrizia	ITA	-	-	11	2	-	9
51	55383	BLASER Karin	AUT	-	-	11	2	-	9
51	296217	COLETTI Alexandra	ITA	-	9	-	-	9	9
54	515478	ALPIGER Ella	SUI	7	-	1	-	7	8
54	536479	POWERS Alison	USA	-	2	8	2	2	8
56	106056	SIMARD Genevieve	CAN	-	7	-	-	7	7
57	205119	HALTMAYR Petra	GER	-	-	2	-	-	2
57	55052	SCHNEIDER Tanja	AUT	-	-	3	1	-	2
57	485062	ZELENSKAJA Warwara	RUS	-	-	3	1	-	2

Number of Competitors per Nation until 60th position

AUT : 11	CAN : 4	CRO : 1	FRA : 6	GBR : 1	GER : 6
ITA : 7	RUS : 1	SLO : 1	SUI : 10	SWE : 2	USA : 9

LEGEND

Base Last season WCSL points
X (Base / number of planned races in the current season) * number of completed races in the current season
Y WC points won in the current season
WCSL-DH World Cup Start List points for Downhill

06-12-2003 / Lake Louise (CAN) / 5361

Page 2/2

www.fis-ski.com

Generation Date: SAT 6 DEC 2003

Time: 15:31 Swatch Internet Time: @980

Document: 60A 1.0





AUDI FIS SKI WORLD CUP



AUDI FIS SKI WORLD CUP AFTER 2nd LADIES DOWNHILL OVERALL FIS WCSL LIST


Number of Competitors: 132

Rank	FIS Code	Name	Nation	WCSL	DH	SL	GS	SG	K
1	385022	KOSTELIC Janica	CRO	1588	106 (18)	729 (1)	272 (9)	281 (9)	200 (1)
2	505483	PAERSON Anja	SWE	1263	–	593 (2)	640 (1)	30 (36)	–
3	55198	DORFMEISTER Michaela	AUT	1079	399 (3)	–	246 (10)	398 (3)	36 (13)
3	205378	ERTL Martina	GER	1079	57 (26)	250 (10)	361 (4)	291 (7)	120 (2)
5	195374	MONTILLET Carole	FRA	1056	471 (1)	–	74 (29)	511 (1)	–
6	295342	PUTZER Karen	ITA	1010	111 (17)	–	455 (2)	394 (5)	50 (10)
7	55212	MEISSNITZER Alexandra	AUT	928	246 (6)	–	287 (7)	395 (4)	–
8	55069	GOETSCHL Renate	AUT	910	401 (2)	–	19 (42)	490 (2)	–
9	536138	CLARK Kirsten L	USA	740	324 (4)	–	66 (30)	332 (6)	18 (19)
10	55690	HOSP Nicole	AUT	666	–	257 (9)	329 (5)	–	80 (6)
11	205117	GERG Hilde	GER	582	291 (5)	–	10 (46)	281 (9)	–
11	185140	POUTIAINEN Tanja	FIN	582	–	390 (4)	192 (14)	–	–
13	515268	NEF Sonja	SUI	576	–	264 (8)	312 (6)	–	–
14	55261	OBERMOSER Brigitte	AUT	529	161 (9)	–	107 (24)	239 (13)	22 (17)
15	55590	SCHILD Marlies	AUT	490	–	440 (3)	–	–	50 (10)
16	515098	REY BELLET Corinne	SUI	483	241 (7)	–	–	242 (12)	–
17	295136	CECCARELLI Daniela	ITA	462	151 (13)	–	7 (49)	289 (8)	15 (22)
18	505187	OTTOSSON Anna	SWE	439	–	178 (15)	229 (11)	32 (34)	–
19	536477	MENDES Jonna	USA	409	156 (12)	–	2 (58)	251 (11)	–
20	105546	TURGEON Melanie	CAN	397	194 (8)	–	–	203 (14)	–
21	505084	NOWEN Ylva	SWE	392	–	238 (11)	154 (17)	–	–
22	195249	PEQUEGNOT Laure	FRA	390	–	389 (5)	1 (61)	–	–
23	195377	PASCAL Christel	FRA	376	–	343 (6)	33 (37)	–	–
24	295445	KARBON Denise	ITA	369	–	5 (52)	364 (3)	–	–
25	536473	LALIVE Caroline	USA	337	96 (19)	–	53 (33)	136 (15)	52 (9)
25	536481	SCHLEPER Sarah	USA	337	–	167 (16)	170 (16)	–	–
27	295435	GIUS Nicole	ITA	317	–	270 (7)	47 (34)	–	–
28	515370	OESTER Marlies	SUI	312	–	122 (20)	90 (26)	–	100 (4)
29	206001	RIESCH Maria	GER	307	150 (14)	20 (41)	8 (48)	24 (39)	105 (3)
30	495065	RIENDA CONTRERAS M.	SPA	291	–	17 (45)	274 (8)	–	–
31	535825	KOZNICK Kristina	USA	276	–	217 (13)	59 (31)	–	–
32	106056	SIMARD Genevieve	CAN	257	7 (56)	–	92 (25)	120 (16)	38 (12)
33	205636	BERGMANN-SCHMUDERER	GER	238	–	238 (11)	–	–	–
34	515409	BERTHOD Sylviane	SUI	232	159 (11)	–	–	73 (23)	–
35	565243	MAZE Tina	SLO	228	–	–	228 (12)	–	–
36	425001	FLEMMEN Andrine	NOR	225	–	–	225 (13)	–	–





AUDI FIS SKI WORLD CUP



AUDI FIS SKI WORLD CUP AFTER 2nd LADIES DOWNHILL OVERALL FIS WCSL LIST


Number of Competitors: 132

Rank	FIS Code	Name	Nation	WCSL	DH	SL	GS	SG	K
36	55313	ROHREGGER Eveline	AUT	225	–	–	127 (19)	98 (19)	–
38	295588	KOSTNER Isolde	ITA	224	118 (16)	–	–	106 (18)	–
39	55576	GOERGL Elisabeth	AUT	215	–	101 (21)	114 (23)	–	–
40	195671	JACQUEMOD Ingrid	FRA	204	121 (15)	–	–	83 (20)	–
41	515348	BORCHI Catherine	SUI	202	161 (9)	–	–	25 (37)	16 (20)
42	55302	EGGER Sabine	AUT	198	–	198 (14)	–	–	–
43	155415	ZAHROBSKA Sarka	CZE	191	–	136 (19)	–	–	55 (8)
44	537545	MANCUSO Julia	USA	190	34 (32)	19 (43)	3 (56)	53 (25)	81 (5)
45	105741	FORSYTH Allison	CAN	183	–	5 (52)	178 (15)	–	–
46	55539	BERGER Silvia	AUT	172	–	–	123 (21)	49 (27)	–
47	106022	JANYK Britt	CAN	169	–	45 (35)	124 (20)	–	–
47	296259	MOELGG Manuela	ITA	169	–	56 (32)	88 (28)	1 (57)	24 (15)
49	205115	GERG Annemarie	GER	166	–	165 (17)	1 (61)	–	–
49	505632	LINDELL-VIKARBY Jessica	SWE	166	44 (30)	–	39 (35)	22 (41)	61 (7)
51	515573	AUFDENBLATTEN Fraenzi	SUI	162	14 (47)	–	57 (32)	75 (22)	16 (20)
52	105997	BRYDON Emily	CAN	160	59 (24)	–	–	77 (21)	24 (15)
53	565037	SUHADOLC Mojca	SLO	156	47 (29)	–	–	109 (17)	–
54	355002	HEEB-BATLINER Birgit	LIE	154	–	–	154 (17)	–	–
55	425051	ROGNMO Trine-bakke	NOR	144	–	144 (18)	–	–	–
55	55538	WIRTH Katja	AUT	144	78 (21)	–	–	52 (26)	14 (23)
57	425389	NILSEN Stina Hofgard	NOR	115	–	–	115 (22)	–	–
58	296008	MERIGHETTI Daniela	ITA	106	–	16 (46)	90 (26)	–	–
59	205820	HUBER Isabelle	GER	104	88 (20)	–	–	16 (45)	–
60	205392	HAEUSL Regina	GER	103	68 (22)	–	–	35 (32)	–
61	505271	EKMAN Susanne	SWE	95	–	90 (23)	5 (53)	–	–
61	515403	MUELLER Tamara	SUI	95	32 (33)	–	–	63 (24)	–
63	55359	TRUPPE Karin	AUT	94	–	94 (22)	–	–	–
64	55691	SPONRING Christine	AUT	91	25 (36)	66 (28)	–	–	–
65	415069	RIEGLER Claudia	NZE	89	–	89 (24)	–	–	–
65	195503	SUCHET Melanie	FRA	89	53 (27)	–	–	36 (31)	–
67	195215	VIDAL Vanessa	FRA	83	–	83 (25)	–	–	–
68	385027	FLEISS Nika	CRO	79	–	79 (26)	–	–	–
68	295449	KLEON Barbara	ITA	79	51 (28)	–	15 (44)	13 (47)	–
70	515092	GRUENENFELDER Corina	SUI	69	–	69 (27)	–	–	–
71	515170	STYGER Nadia	SUI	66	37 (31)	–	14 (45)	15 (46)	–
72	55596	WILHELM Kathrin	AUT	64	58 (25)	–	–	6 (51)	–





AUDI FIS SKI WORLD CUP



AUDI FIS SKI WORLD CUP AFTER 2nd LADIES DOWNHILL OVERALL FIS WCSL LIST


Number of Competitors: 132

Rank	FIS Code	Name	Nation	WCSL	DH	SL	GS	SG	K
73	55588	RUMPFHUBER Ingrid	AUT	63	60 (23)	-	-	3 (54)	-
74	565207	DABIC Lea	SLO	61	-	39 (38)	-	-	22 (17)
75	536884	LUDLOW Libby	USA	60	12 (48)	-	-	48 (28)	-
76	425380	BREMSETH Lisa	NOR	59	-	59 (29)	-	-	-
76	295265	CERESA Annalisa	ITA	59	-	59 (29)	-	-	-
76	565097	PRETNAR Spela	SLO	59	-	58 (31)	1 (61)	-	-
79	295533	RECCHIA Lucia	ITA	55	11 (49)	-	-	44 (29)	-
80	515429	DUMERMUTH Monika	SUI	54	30 (34)	-	-	24 (39)	-
81	55052	SCHNEIDER Tanja	AUT	53	2 (57)	-	7 (49)	44 (29)	-
82	295738	BACHMANN Silke	ITA	50	-	16 (46)	34 (36)	-	-
83	425359	BERNTSEN Hedda	NOR	49	-	49 (33)	-	-	-
83	55759	KIRCHGASSER Michaela	AUT	49	-	49 (33)	-	-	-
85	537772	STIEGLER Resi	USA	48	-	22 (40)	-	-	26 (14)
86	55290	HEREGGER Selina	AUT	47	25 (36)	-	-	22 (41)	-
87	505260	HARGIN Janette	SWE	45	23 (39)	-	-	22 (41)	-
88	55388	RAICH Carina	AUT	44	-	44 (36)	-	-	-
89	425458	VIKEN Line	NOR	43	-	43 (37)	-	-	-
90	495318	RUIZ CASTILLO Carolina	SPA	38	-	-	3 (56)	35 (32)	-
91	535529	MONAHAN Kathleen	USA	36	11 (49)	-	-	25 (37)	-
92	485062	ZELENSKAJA Warwara	RUS	34	2 (57)	-	-	32 (34)	-
93	295927	PLANATSCHER Maddalena	ITA	33	-	-	33 (37)	-	-
94	295463	BASSIS Patrizia	ITA	31	9 (51)	-	-	22 (41)	-
95	185058	RAITA Henna	FIN	30	-	30 (39)	-	-	-
96	225206	ALCOTT Chimene	GBR	28	18 (42)	-	6 (51)	4 (53)	-
97	515496	IMLIG Corinne	SUI	27	27 (35)	-	-	-	-
98	195920	GIVELET Anne-Laure	FRA	25	22 (40)	-	-	3 (54)	-
99	565109	DOVZAN Alenka	SLO	24	-	-	24 (39)	-	-
99	195837	MATTEL Magda	FRA	24	24 (38)	-	-	-	-
99	195868	MEILLEUR Karine	FRA	24	17 (43)	-	-	7 (49)	-
102	195927	LAZIER Laurence	FRA	23	-	-	23 (40)	-	-
103	537544	KILDOW Lindsey C.	USA	22	22 (40)	-	-	-	-
104	515095	KUMMER Lilian	SUI	21	-	-	21 (41)	-	-
105	505610	BORSSEN Therese	SWE	20	-	20 (41)	-	-	-
106	705287	ZUZULOVA Veronika	SVK	18	-	18 (44)	-	-	-
107	105662	LEFRANCOIS Anne Marie	CAN	16	16 (44)	-	-	-	-
107	195931	PELTIER Audrey	FRA	16	-	-	16 (43)	-	-





AUDI FIS SKI WORLD CUP



AUDI FIS SKI WORLD CUP AFTER 2nd LADIES DOWNHILL OVERALL FIS WCSL LIST

Number of Competitors: 132

Rank	FIS Code	Name	Nation	WCSL	DH	SL	GS	SG	K
107	515560	SCHILD Martina	SUI	16	16 (44)	-	-	-	-
107	155047	ZAKOURILOVA Petra	CZE	16	-	16 (46)	-	-	-
111	537446	MCCARTY Bryna	USA	15	15 (46)	-	-	-	-
112	385032	JELUSIC Ana	CRO	14	-	5 (52)	9 (47)	-	-
113	296073	MORANDINI Claudia	ITA	13	-	13 (49)	-	-	-
114	55383	BLASER Karin	AUT	9	9 (51)	-	-	-	-
114	565004	BOKAL Natasa	SLO	9	-	9 (50)	-	-	-
114	296217	COLETTI Alexandra	ITA	9	9 (51)	-	-	-	-
114	55339	LECHNER Martina	AUT	9	-	-	-	9 (48)	-
118	515478	ALPIGER Ella	SUI	8	8 (54)	-	-	-	-
118	536479	POWERS Alison	USA	8	8 (54)	-	-	-	-
120	515166	PIEREN Tanja	SUI	7	-	-	-	7 (49)	-
121	515534	DICHT Erika	SUI	6	-	-	6 (51)	-	-
121	505335	HULTDIN Malin	SWE	6	-	6 (51)	-	-	-
123	295462	MAJ Chiara	ITA	5	-	-	-	5 (52)	-
124	195912	DE LEYMARIE Florine	FRA	4	-	4 (55)	-	-	-
124	515766	SUTER Fabienne	SUI	4	-	-	4 (54)	-	-
124	295807	VIERIN Sonia	ITA	4	-	-	4 (54)	-	-
127	295800	TAGLIABUE Elena	ITA	3	-	-	-	3 (54)	-
128	195193	DUVILLARD Kristina	FRA	2	-	-	2 (58)	-	-
128	495107	GALINDO SANTOLARIA Ana	SPA	2	-	-	2 (58)	-	-
128	205119	HALTMAYR Petra	GER	2	2 (57)	-	-	-	-
131	485217	ALIEVA Olesja	RUS	1	-	-	1 (61)	-	-
131	195291	PELLAT-FINET Caroline	FRA	1	-	-	1 (61)	-	-

LEGEND

GS Giant Slalom points SG Super-G points DH Downhill points WCSL Overall points SL Slalom points
K Combined points

06-12-2003 / Lake Louise (CAN) / 5361

Page 4/4

www.fis-ski.com

Generation Date: SAT 6 DEC 2003

Time: 15:31 Swatch Internet Time: @980

Document: 60B 1.0





AUDI FIS SKI WORLD CUP



AUDI FIS SKI WORLD CUP 2nd LADIES DOWNHILL DOWNHILL FIS WORLD CUP STANDINGS

Number of Competitors: 38				5 DEC 2003 Lake Louise (CAN)		6 DEC 2003 Lake Louise (CAN)	
Rank	FIS Code	Name	Nation	1	2	WC-DH Diff.	
1	195374	MONTILLET Carole	FRA	100	100	200	
2	205117	GERG Hilde	GER	80	45	125	- 75
3	55198	DORFMEISTER Michaela	AUT	13	80	93	- 107
4	55069	GOETSCHL Renate	AUT	20	60	80	- 120
5	536138	CLARK Kirsten L	USA	60	18	78	- 122
6	55212	MEISSNITZER Alexandra	AUT	36	40	76	- 124
7	515348	BORGHI Catherine	SUI	40	32	72	- 128
8	206001	RIESCH Maria	GER	32	29	61	- 139
9	105997	BRYDON Emily	CAN	6	50	56	- 144
10	55588	RUMPFHUBER Ingrid	AUT	29	26	55	- 145
11	515409	BERTHOD Sylviane	SUI	50	3	53	- 147
12	295449	KLEON Barbara	ITA	11	40	51	- 149
13	295136	CECCARELLI Daniela	ITA	45	-	45	- 155
14	536477	MENDES Jonna	USA	15	22	37	- 163
15	205820	HUBER Isabelle	GER	18	13	31	- 169
16	295588	KOSTNER Isolde	ITA	2	24	26	- 174
16	536473	LALIVE Caroline	USA	26	-	26	- 174
18	195503	SUCHET Melanie	FRA	12	13	25	- 175
19	195837	MATTEL Magda	FRA	24	-	24	- 176
20	195920	GIVELET Anne-Laure	FRA	22	-	22	- 178
21	55261	OBERMOSER Brigitte	AUT	11	10	21	- 179
21	515170	STYGER Nadia	SUI	1	20	21	- 179
23	537544	KILDOW Lindsey C.	USA	4	16	20	- 180
24	225206	ALCOTT Chimene	GBR	9	9	18	- 182
25	55290	HEREGGER Selina	AUT	16	-	16	- 184
26	55596	WILHELM Kathrin	AUT	-	15	15	- 185
26	55538	WIRTH Katja	AUT	14	1	15	- 185
28	515573	AUFDENBLATTEN Fraenzi	SUI	3	11	14	- 186
28	105662	LEFRANCOIS Anne Marie	CAN	-	14	14	- 186
30	537446	MCCARTY Bryna	USA	5	5	10	- 190
31	296217	COLETTI Alexandra	ITA	-	9	9	- 191
32	505260	HARGIN Janette	SWE	8	-	8	- 192
33	515478	ALPIGER Ella	SUI	7	-	7	- 193
33	205392	HAEUSL Regina	GER	-	7	7	- 193





AUDI FIS SKI WORLD CUP



AUDI FIS SKI WORLD CUP 2nd LADIES DOWNHILL DOWNHILL FIS WORLD CUP STANDINGS

Number of Competitors: 38

Rank	FIS Code	Name	Nation	5 DEC 2003 Lake Louise (CAN)		WC-DH Diff.
				1	2	
33	106056	SIMARD Genevieve	CAN	-	7	7 - 193
36	205378	ERTL Martina	GER	-	5	5 - 195
37	195671	JACQUEMOD Ingrid	FRA	1	1	2 - 198
37	536479	POWERS Alison	USA	-	2	2 - 198

LEGEND

WC-DH World Cup points for Downhill Diff. Points Difference

06-12-2003 / Lake Louise (CAN) / 5361

Page 2/2

www.fis-ski.com

Generation Date: SAT 6 DEC 2003


Time: 15:31 Swatch Internet Time: @980

Document: 25A 1.0





AUDI FIS SKI WORLD CUP



AUDI FIS SKI WORLD CUP 2nd LADIES DOWNHILL OVERALL FIS WORLD CUP STANDINGS

Number of Competitors: 82

Rank	FIS Code	Name	Nation	Points	DH 2 races	SL 1 race	GS 2 races	SG	K
1	505483	PAERSON Anja	SWE	280	–	100 (1)	180 (1)	–	–
2	195374	MONTILLET Carole	FRA	227	200 (1)	–	27 (18)	–	–
3	205378	ERTL Martina	GER	182	5 (36)	45 (5)	132 (2)	–	–
4	55212	MEISSNITZER Alexandra	AUT	148	76 (6)	–	72 (6)	–	–
5	205117	GERG Hilde	GER	125	125 (2)	–	–	–	–
6	515268	NEF Sonja	SUI	121	–	80 (2)	41 (13)	–	–
7	55198	DORFMEISTER Michaela	AUT	102	93 (3)	–	9 (31)	–	–
8	505187	OTTOSSON Anna	SWE	101	–	29 (9)	72 (6)	–	–
9	55069	GOETSCHL Renate	AUT	96	80 (4)	–	16 (22)	–	–
9	495065	RIENDA CONTRERAS M.	SPA	96	–	–	96 (3)	–	–
11	185140	POUTIAINEN Tanja	FIN	90	–	36 (7)	54 (11)	–	–
12	536138	CLARK Kirsten L	USA	88	78 (5)	–	10 (28)	–	–
13	295445	KARBON Denise	ITA	84	–	–	84 (4)	–	–
14	55690	HOSP Nicole	AUT	80	–	–	80 (5)	–	–
15	515348	BORGHI Catherine	SUI	72	72 (7)	–	–	–	–
16	295449	KLEON Barbara	ITA	66	51 (12)	–	15 (24)	–	–
16	515370	OESTER Marlies	SUI	66	–	11 (20)	55 (10)	–	–
18	55576	GOERGL Elisabeth	AUT	65	–	–	65 (8)	–	–
18	536481	SCHLEPER Sarah	USA	65	–	–	65 (8)	–	–
20	206001	RIESCH Maria	GER	61	61 (8)	–	–	–	–
21	55590	SCHILD Marlies	AUT	60	–	60 (3)	–	–	–
22	105997	BRYDON Emily	CAN	56	56 (9)	–	–	–	–
23	55588	RUMPFHUBER Ingrid	AUT	55	55 (10)	–	–	–	–
24	515409	BERTHOD Sylviane	SUI	53	53 (11)	–	–	–	–
25	565243	MAZE Tina	SLO	52	–	–	52 (12)	–	–
26	195249	PEQUEGNOT Laure	FRA	50	–	50 (4)	–	–	–
27	295136	CECCARELLI Daniela	ITA	45	45 (13)	–	–	–	–
28	295342	PUTZER Karen	ITA	40	–	–	40 (14)	–	–
28	155415	ZAHROBSKA Sarka	CZE	40	–	40 (6)	–	–	–
30	536477	MENDES Jonna	USA	37	37 (14)	–	–	–	–
30	296259	MOELGG Manuela	ITA	37	–	–	37 (15)	–	–
32	295435	GIUS Nicole	ITA	32	–	32 (8)	–	–	–
33	205820	HUBER Isabelle	GER	31	31 (15)	–	–	–	–
33	515170	STYGER Nadia	SUI	31	21 (21)	–	10 (28)	–	–
35	296008	MERIGHETTI Daniela	ITA	30	–	–	30 (16)	–	–
36	425001	FLEMMEN Andrine	NOR	29	–	–	29 (17)	–	–





AUDI FIS SKI WORLD CUP



AUDI FIS SKI WORLD CUP 2nd LADIES DOWNHILL OVERALL FIS WORLD CUP STANDINGS


Number of Competitors: 82

Rank	FIS Code	Name	Nation	Points	DH 2 races	SL 1 race	GS 2 races	SG	K
36	536473	LALIVE Caroline	USA	29	26 (16)	–	3 (36)	–	–
38	515573	AUFDENBLATTEN Fraenzi	SUI	28	14 (28)	–	14 (25)	–	–
38	55261	OBERMOSER Brigitte	AUT	28	21 (21)	–	7 (33)	–	–
40	295588	KOSTNER Isolde	ITA	26	26 (16)	–	–	–	–
40	535825	KOZNICK Kristina	USA	26	–	26 (10)	–	–	–
42	195503	SUCHET Melanie	FRA	25	25 (18)	–	–	–	–
43	225206	ALCOTT Chimene	GBR	24	18 (24)	–	6 (34)	–	–
43	55302	EGGER Sabine	AUT	24	–	24 (11)	–	–	–
43	105741	FORSYTH Allison	CAN	24	–	–	24 (19)	–	–
43	195837	MATTEL Magda	FRA	24	24 (19)	–	–	–	–
47	195377	PASCAL Christel	FRA	23	–	–	23 (20)	–	–
48	195920	GIVELET Anne-Laure	FRA	22	22 (20)	–	–	–	–
48	55691	SPONRING Christine	AUT	22	–	22 (12)	–	–	–
50	505610	BORSSEN Therese	SWE	20	–	20 (13)	–	–	–
50	537544	KILDOW Lindsey C.	USA	20	20 (23)	–	–	–	–
50	106056	SIMARD Genevieve	CAN	20	7 (33)	–	13 (27)	–	–
53	705287	ZUZULOVA Veronika	SVK	18	–	18 (14)	–	–	–
54	55539	BERGER Silvia	AUT	17	–	–	17 (21)	–	–
55	205115	GERG Annemarie	GER	16	–	16 (15)	–	–	–
55	55290	HEREGGER Selina	AUT	16	16 (25)	–	–	–	–
55	195931	PELTIER Audrey	FRA	16	–	–	16 (22)	–	–
58	385027	FLEISS Nika	CRO	15	–	15 (16)	–	–	–
58	55596	WILHELM Kathrin	AUT	15	15 (26)	–	–	–	–
58	55538	WIRTH Katja	AUT	15	15 (26)	–	–	–	–
61	515092	GRUENENFELDER Corina	SUI	14	–	14 (17)	–	–	–
61	515095	KUMMER Lilian	SUI	14	–	–	14 (25)	–	–
61	105662	LEFRANCOIS Anne Marie	CAN	14	14 (28)	–	–	–	–
64	55759	KIRCHGASSER Michaela	AUT	13	–	13 (18)	–	–	–
65	425051	ROGNMO Trine-bakke	NOR	12	–	12 (19)	–	–	–
66	295738	BACHMANN Silke	ITA	10	–	–	10 (28)	–	–
66	537446	MCCARTY Bryna	USA	10	10 (30)	–	–	–	–
66	55359	TRUPPE Karin	AUT	10	–	10 (21)	–	–	–
69	425380	BREMSETH Lisa	NOR	9	–	9 (22)	–	–	–
69	296217	COLETTI Alexandra	ITA	9	9 (31)	–	–	–	–
71	505271	EKMANN Susanne	SWE	8	–	8 (23)	–	–	–
71	505260	HARGIN Janette	SWE	8	8 (32)	–	–	–	–





AUDI FIS SKI WORLD CUP



AUDI FIS SKI WORLD CUP 2nd LADIES DOWNHILL OVERALL FIS WORLD CUP STANDINGS

Number of Competitors: 82

Rank	FIS Code	Name	Nation	Points	DH 2 races	SL 1 race	GS 2 races	SG	K
71	106022	JANYK Britt	CAN	8	–	–	8 (32)	–	–
74	515478	ALPIGER Ella	SUI	7	7 (33)	–	–	–	–
74	205392	HAEUSL Regina	GER	7	7 (33)	–	–	–	–
74	537545	MANCUSO Julia	USA	7	–	4 (27)	3 (36)	–	–
74	155047	ZAKOURILOVA Petra	CZE	7	–	7 (24)	–	–	–
78	195215	VIDAL Vanessa	FRA	6	–	6 (25)	–	–	–
79	385032	JELUSIC Ana	CRO	5	–	5 (26)	–	–	–
79	195927	LAZIER Laurence	FRA	5	–	–	5 (35)	–	–
81	195671	JACQUEMOD Ingrid	FRA	2	2 (37)	–	–	–	–
81	536479	POWERS Alison	USA	2	2 (37)	–	–	–	–

LEGEND

GS Giant Slalom points **SG** Super-G points **DH** Downhill points **Points** Overall points **SL** Slalom points
K Combined points

06-12-2003 / Lake Louise (CAN) / 5361

Page 3/3

www.fis-ski.com

Generation Date: SAT 6 DEC 2003


Time: 15:31 Swatch Internet Time: @980

Document: 25B 1.0





AUDI FIS SKI WORLD CUP



AUDI FIS SKI WORLD CUP 2nd LADIES DOWNHILL WOMEN FIS NATION CUP


Number of Nations: 16

Place	Nation	Points	Diff.	DH	SL	GS	SG	K
1	AUT Austria	766		371	129	266	-	-
2	GER Germany	422	- 344	229	61	132	-	-
3	SWE Sweden	417	- 349	8	157	252	-	-
4	SUI Switzerland	406	- 360	167	105	134	-	-
5	FRA France	400	- 366	273	56	71	-	-
6	ITA Italy	379	- 387	131	32	216	-	-
7	USA United States of America	284	- 482	173	30	81	-	-
8	CAN Canada	122	- 644	77	-	45	-	-
9	SPA Spain	96	- 670	-	-	96	-	-
10	FIN Finland	90	- 676	-	36	54	-	-
11	SLO Slovenia	52	- 714	-	-	52	-	-
12	NOR Norway	50	- 716	-	21	29	-	-
13	CZE Czech Republic	47	- 719	-	47	-	-	-
14	GBR Great Britain	24	- 742	18	-	6	-	-
15	CRO Croatia	20	- 746	-	20	-	-	-
16	SVK Slovakia	18	- 748	-	18	-	-	-





AUDI FIS SKI WORLD CUP



AUDI FIS SKI WORLD CUP 2nd LADIES DOWNHILL FIS OVERALL NATION CUP


Number of Nations: 19

Place	Nation	Overall			DH Points			SL Points			GS Points			SG Points			K Points		
		M+W	M	W	M+W	M	W	M+W	M	W	M+W	M	W	M+W	M	W	M+W	M	W
1	AUT	2859	2093	766	1422	1051	371	344	215	129	736	470	266	357	357	-	-	-	-
2	FRA	867	467	400	437	164	273	124	68	56	306	235	71	-	-	-	-	-	-
3	SUI	792	386	406	380	213	167	148	43	105	233	99	134	31	31	-	-	-	-
4	USA	766	482	284	352	179	173	73	43	30	301	220	81	40	40	-	-	-	-
5	ITA	765	386	379	227	96	131	127	95	32	373	157	216	38	38	-	-	-	-
6	SWE	620	203	417	72	64	8	209	52	157	304	52	252	35	35	-	-	-	-
7	NOR	522	472	50	241	241	-	79	58	21	95	66	29	107	107	-	-	-	-
8	GER	451	29	422	258	29	229	61	-	61	132	-	132	-	-	-	-	-	-
9	CAN	272	150	122	158	81	77	-	-	-	48	3	45	66	66	-	-	-	-
10	FIN	270	180	90	-	-	-	136	100	36	134	80	54	-	-	-	-	-	-
11	SLO	105	53	52	27	27	-	15	15	-	63	11	52	-	-	-	-	-	-
12	SPA	96	-	96	-	-	-	-	-	-	96	-	96	-	-	-	-	-	-
13	LIE	65	65	-	36	36	-	-	-	-	-	-	-	29	29	-	-	-	-
14	CRO	65	45	20	-	-	-	20	-	20	31	31	-	14	14	-	-	-	-
15	CZE	47	-	47	-	-	-	47	-	47	-	-	-	-	-	-	-	-	-
16	GBR	24	-	24	18	-	18	-	-	-	6	-	6	-	-	-	-	-	-
17	JPN	22	22	-	-	-	-	22	22	-	-	-	-	-	-	-	-	-	-
18	SVK	18	-	18	-	-	-	18	-	18	-	-	-	-	-	-	-	-	-
19	AUS	7	7	-	3	3	-	-	-	-	-	-	-	4	4	-	-	-	-





AUDI FIS SKI WORLD CUP



AUDI FIS SKI WORLD CUP

AFTER 2nd LADIES DOWNHILL

MANUFACTURERS STANDINGS WOMEN presented by "DIE PRESSE"


Number of Manufacturers: 8

Place	Manufacturer	Points	Diff.	DH	SL	GS	SG	K
1	SALOMON	550		160	150	240	-	-
2	ROSSIGNOL	540	- 10	200	45	295	-	-
3	VÖLKL	410	- 140	165	80	165	-	-
4	DYNASTAR	135	- 415	85	-	50	-	-
5	FISCHER	100	- 450	100	-	-	-	-
6	BLIZZARD	80	- 470	80	-	-	-	-
7	ATOMIC	60	- 490	-	60	-	-	-
8	HEAD	40	- 510	-	40	-	-	-





AUDI FIS SKI WORLD CUP



AUDI FIS SKI WORLD CUP

AFTER 2nd LADIES DOWNHILL

MANUFACTURERS STANDINGS OVERALL presented by "DIE PRESSE"

Number of Manufacturers: 9

Place	Manufacturer	Overall			DH Points			SL Points			GS Points			SG Points			K Points		
		M+W	M	W	M+W	M	W	M+W	M	W	M+W	M	W	M+W	M	W	M+W	M	W
1	ATOMIC	1830	1770	60	1020	1020	-	160	100	60	320	320	-	330	330	-	-	-	-
2	ROSSIGNOL	740	200	540	200	-	200	45	-	45	495	200	295	-	-	-	-	-	-
3	SALOMON	720	170	550	160	-	160	150	-	150	410	170	240	-	-	-	-	-	-
4	VÖLKL	515	105	410	165	-	165	185	105	80	165	-	165	-	-	-	-	-	-
5	DYNASTAR	320	185	135	165	80	85	-	-	-	110	60	50	45	45	-	-	-	-
6	FISCHER	180	80	100	100	-	100	80	80	-	-	-	-	-	-	-	-	-	-
7	HEAD	125	85	40	45	45	-	80	40	40	-	-	-	-	-	-	-	-	-
8	BLIZZARD	80	-	80	80	-	80	-	-	-	-	-	-	-	-	-	-	-	-
9	NORDICA	50	50	-	-	-	-	50	50	-	-	-	-	-	-	-	-	-	-

