

**AUDI FIS SKI WORLD CUP**

4th LADIES SLALOM

ALPHABETICAL LIST OF COMPETITORS

Number of Competitors: 62

Nation	FIS Code	Name	FIS Points (December 2003 List)							
			DH		SL		GS		SG	
AUT	55302	EGGER Sabine	374.18	(1176)	4.75	(14)	45.68	(413)	221.40	(1622)
	55576	GOERGL Elisabeth	22.41	(76)	5.61	(21)	5.49	(23)	20.56	(79)
	55069	GOETSCHL Renate	0.00	(1)	15.52	(73)	23.34	(132)	0.27	(2)
	55690	HOSP Nicole	18.64	(65)	4.22	(9)	3.25	(5)	23.98	(97)
	55759	KIRCHGASSER Michaela	27.12	(93)	6.00	(31)	11.96	(48)	25.62	(113)
	55388	RAICH Carina	–		14.02	(63)	33.24	(247)	202.85	(1515)
	55590	SCHILD Marlies	42.03	(143)	2.58	(3)	40.28	(339)	62.17	(363)
	55359	TRUPPE Karin	208.90	(855)	5.68	(22)	29.69	(196)	56.72	(305)
BEL	65038	PERSYN Karen	333.14	(1129)	25.85	(138)	58.84	(642)	104.55	(788)
CAN	105997	BRYDON Emily	7.26	(37)	18.32	(92)	19.19	(95)	5.57	(21)
	106022	JANYK Britt	123.86	(519)	14.35	(64)	5.38	(20)	61.14	(352)
CRO	385027	FLEISS Nika	–		5.81	(26)	16.08	(67)	44.72	(216)
	385032	JELUSIC Ana	–		10.99	(48)	14.89	(59)	62.81	(372)
CZE	155415	ZAHROBSKA Sarka	37.91	(129)	5.30	(19)	13.98	(56)	21.33	(86)
	155047	ZAKOURILOVA Petra	112.44	(463)	10.26	(42)	23.00	(127)	129.60	(994)
FIN	185196	HATERMA Noora	–		27.01	(155)	44.84	(399)	130.06	(998)
	185140	POUTIAINEN Tanja	–		3.03	(4)	4.68	(14)	177.42	(1366)
	185058	RAITA Henna	345.36	(1143)	7.49	(38)	35.03	(267)	263.51	(1802)
FRA	196016	DAUTHERIVES Claire	153.39	(629)	12.55	(57)	34.36	(261)	152.37	(1174)
	195377	PASCAL Christel	–		3.45	(6)	17.27	(82)	350.40	(2009)
	195249	PEQUEGNOT Laure	253.78	(970)	3.04	(5)	23.02	(128)	163.94	(1263)
	195215	VIDAL Vanessa	154.79	(636)	5.78	(25)	56.58	(602)	111.10	(838)
GBR	225206	ALCOTT Chimene	26.43	(89)	21.37	(109)	17.09	(79)	17.10	(57)
GER	205636	BERGMANN-SCHMUDERER Monika	134.06	(563)	4.39	(11)	31.36	(229)	162.71	(1256)
	205378	ERTL Martina	5.50	(23)	4.28	(10)	2.91	(4)	2.82	(7)
	205115	GERG Annemarie	–		5.04	(17)	17.84	(90)	90.89	(651)
	205993	HOELZL Kathrin	194.45	(803)	15.99	(77)	11.59	(47)	42.05	(196)
	206001	RIESCH Maria	4.73	(17)	10.26	(42)	21.22	(109)	13.28	(39)



AUDI FIS SKI WORLD CUP
4th LADIES SLALOM
ALPHABETICAL LIST OF COMPETITORS



Number of Competitors: 62

Nation	FIS Code	Name	FIS Points (December 2003 List)							
			DH		SL		GS		SG	
ITA	295738	BACHMANN Silke	165.25	(679)	16.15	(79)	8.05	(35)	15.58	(50)
	295559	BIAVASCHI Elisabetta	–		7.03	(35)	31.33	(227)	–	
	295265	CERESA Annalisa	83.97	(335)	5.99	(29)	31.26	(226)	52.80	(281)
	295435	GIUS Nicole	212.71	(865)	4.10	(7)	8.28	(36)	49.33	(248)
	296259	MOELGG Manuela	87.31	(343)	11.98	(53)	5.76	(28)	20.75	(81)
	296073	MORANDINI Claudia	275.15	(1020)	7.03	(35)	22.34	(122)	136.58	(1050)
	296091	PEZZEDI Emmi	277.07	(1022)	16.48	(82)	26.13	(159)	74.95	(484)
296267	PITTIN Alessia	32.10	(108)	19.52	(99)	23.06	(130)	28.04	(122)	
JPN	305287	HIROI Noriyo	–		18.26	(91)	28.07	(183)	266.61	(1820)
	305092	KASHIWAGI Kumiko	675.91	(1254)	25.10	(134)	26.37	(161)	94.09	(685)
JUG	315149	LOLOVIC Jelena	–		31.80	(193)	27.13	(167)	56.76	(307)
NOR	425359	BERNTSEN Hedda	52.11	(179)	10.47	(44)	24.87	(148)	103.10	(769)
	425443	BIRKELUND Karina	332.78	(1127)	14.81	(70)	27.94	(181)	267.06	(1822)
	425380	BREMSETH Lisa	71.49	(272)	5.99	(29)	47.92	(452)	92.53	(673)
	425051	ROGNMO Trine–bakke	289.86	(1056)	5.23	(18)	26.63	(164)	347.35	(2004)
	425458	VIKEN Line	340.19	(1137)	6.97	(34)	24.64	(145)	107.31	(807)
POL	435142	KARASINSKA Katarzyna	279.46	(1027)	16.73	(83)	58.89	(645)	66.55	(408)
SLO	565207	DABIC Lea	7.46	(38)	12.57	(58)	60.93	(681)	17.54	(62)
	565241	KOBAL Ana	57.16	(206)	21.40	(111)	31.33	(227)	41.03	(190)
SPA	495065	RIENDA CONTRERAS Maria Jose	–		21.74	(114)	3.82	(8)	20.68	(80)
SUI	515092	GRUENENFELDER Corina	443.89	(1226)	5.90	(27)	19.63	(98)	243.57	(1731)
	515268	NEF Sonja	–		4.16	(8)	3.42	(6)	34.23	(152)
	515370	OESTER Marlies	42.14	(144)	5.43	(20)	5.74	(26)	136.81	(1054)
SVK	705267	STAFFENOVA Jana	60.04	(217)	34.15	(226)	45.95	(420)	43.57	(209)
	705287	ZUZULOVA Veronika	–		6.00	(31)	27.29	(169)	–	
SWE	505610	BORSSEN Therese	–		9.73	(40)	23.37	(134)	250.56	(1760)
	505271	EKMAN Susanne	–		5.71	(23)	12.10	(49)	81.41	(554)
	505187	OTTOSSON Anna	67.96	(257)	4.93	(15)	4.29	(11)	12.07	(34)
	505483	PAERSON Anja	20.98	(71)	1.22	(2)	0.00	(1)	13.44	(40)
USA	537544	KILDOW Lindsey C.	9.56	(39)	18.51	(93)	15.05	(60)	20.93	(84)
	535825	KOZNICK Kristina	–		4.58	(13)	7.95	(34)	90.63	(648)
	537545	MANCUSO Julia	5.86	(27)	13.91	(62)	11.50	(46)	5.87	(25)
	536481	SCHLEPER Sarah	93.85	(379)	5.02	(16)	4.90	(16)	61.20	(353)
	537772	STIEGLER Resi	25.09	(83)	11.44	(51)	12.54	(50)	30.09	(134)

LEGEND
DH Downhill SL Slalom GS Giant Slalom SG Super–G



AUDI FIS SKI WORLD CUP
4th LADIES SLALOM
DRAW LIST BY POINTS



Number of Competitors: 62

No.	FIS Code	Name	Nation	WCSL-SL	WCSL-O	FIS-SL
1	505483	PAERSON Anja	SWE	664 (1)	1227 (2)	1.22 (1)
2	55590	SCHILD Marlies	AUT	451 (3)	509 (14)	2.58 (2)
3	195249	PEQUEGNOT Laure	FRA	416 (4)	416 (18)	3.04 (4)
4	185140	POUTIAINEN Tanja	FIN	383 (5)	614 (12)	3.03 (3)
5	55690	HOSP Nicole	AUT	360 (6)	866 (7)	4.22 (8)
6	195377	PASCAL Christel	FRA	335 (7)	364 (23)	3.45 (5)
7	205378	ERTL Martina	GER	266 (8)	1055 (5)	4.28 (9)
8	205636	BERGMANN-SCHMUDERER Monika	GER	250 (9)	250 (34)	4.39 (10)
9	535825	KOZNICK Kristina	USA	248 (10)	316 (26)	4.58 (11)
10	515268	NEF Sonja	SUI	246 (11)	514 (13)	4.16 (7)
11	295435	GIUS Nicole	ITA	217 (12)	315 (27)	4.10 (6)
12	55302	EGGER Sabine	AUT	187 (13)	187 (42)	4.75 (12)
13	505187	OTTOSSON Anna	SWE	185 (14)	406 (19)	4.93 (13)
14	536481	SCHLEPER Sarah	USA	183 (16)	363 (24)	5.02 (14)
15	205115	GERG Annemarie	GER	166 (17)	167 (48)	5.04 (15)
16	155415	ZAHROBSKA Sarka	CZE	149 (18)	206 (39)	5.30 (17)
17	425051	ROGNMO Trine-bakke	NOR	141 (19)	141 (54)	5.23 (16)
18	55576	GOERGL Elisabeth	AUT	137 (20)	295 (30)	5.61 (19)
19	515370	OESTER Marlies	SUI	102 (21)	298 (29)	5.43 (18)
20	55359	TRUPPE Karin	AUT	94 (22)	94 (62)	5.68 (20)
21	505271	EKMAN Susanne	SWE	91 (24)	94 (62)	5.71 (21)
22	385027	FLEISS Nika	CRO	88 (25)	88 (65)	5.81 (23)
23	515092	GRUENENFELDER Corina	SUI	76 (26)	76 (70)	5.90 (24)
24	295265	CERESA Annalisa	ITA	70 (27)	70 (73)	5.99 (26)
25	195215	VIDAL Vanessa	FRA	66 (29)	66 (76)	5.78 (22)
26	55759	KIRCHGASSER Michaela	AUT	55 (30)	64 (77)	6.00 (28)
27	296259	MOELGG Manuela	ITA	51 (31)	178 (44)	11.98 (39)
28	425380	BREMSETH Lisa	NOR	48 (32)	48 (85)	5.99 (25)
29	537772	STIEGLER Resi	USA	43 (34)	69 (74)	11.44 (38)
30	705287	ZUZULOVA Veronika	SVK	40 (35)	40 (91)	6.00 (27)
31	+400 55069	GOETSCHL Renate	AUT	-	1092 (3)	15.52 (46)
32	425458	VIKEN Line	NOR	38 (36)	38 (92)	6.97 (29)
33	296073	MORANDINI Claudia	ITA	10 (49)	10 (118)	7.03 (31)
34	295559	BIAVASCHI Elisabetta	ITA	-	-	7.03 (30)
35	185058	RAITA Henna	FIN	23 (43)	23 (105)	7.49 (32)
36	505610	BORSSEN Therese	SWE	35 (38)	35 (94)	9.73 (33)



AUDI FIS SKI WORLD CUP
4th LADIES SLALOM
DRAW LIST BY POINTS



Number of Competitors: 62

No.	FIS Code	Name	Nation	WCSL-SL	WCSL-O	FIS-SL
37	206001	RIESCH Maria	GER	30 (41)	381 (21)	10.26 (34)
38	155047	ZAKOURILOVA Petra	CZE	14 (45)	14 (113)	10.26 (35)
39	425359	BERNTSEN Hedda	NOR	38 (36)	38 (92)	10.47 (36)
40	385032	JELUSIC Ana	CRO	5 (51)	11 (116)	10.99 (37)
41	196016	DAUTHERIVES Claire	FRA	-	-	12.55 (40)
42	565207	DABIC Lea	SLO	30 (41)	52 (83)	12.57 (41)
43	537545	MANCUSO Julia	USA	16 (44)	186 (43)	13.91 (42)
44	55388	RAICH Carina	AUT	34 (40)	34 (95)	14.02 (43)
45	106022	JANYK Britt	CAN	35 (38)	120 (56)	14.35 (44)
46	425443	BIRKELUND Karina	NOR	4 (53)	4 (125)	14.81 (45)
47	205993	HOELZL Kathrin	GER	-	-	15.99 (47)
48	295738	BACHMANN Silke	ITA	13 (46)	57 (79)	16.15 (48)
49	296091	PEZZEDI Emmi	ITA	-	-	16.48 (49)
50	435142	KARASINSKA Katarzyna	POL	-	-	16.73 (50)
51	305287	HIROI Noriyo	JPN	-	-	18.26 (51)
52	105997	BRYDON Emily	CAN	-	174 (46)	18.32 (52)
53	537544	KILDOW Lindsey C.	USA	-	22 (108)	18.51 (53)
54	296267	PITTIN Alessia	ITA	-	-	19.52 (54)
55	225206	ALCOTT Chimene	GBR	-	51 (84)	21.37 (55)
56	565241	KOBAL Ana	SLO	-	-	21.40 (56)
57	495065	RIENDA CONTRERAS Maria Jose	SPA	13 (46)	267 (32)	21.74 (57)
58	305092	KASHIWAGI Kumiko	JPN	-	-	25.10 (58)
59	65038	PERSYN Karen	BEL	-	-	25.85 (59)
60	185196	HATERMA Noora	FIN	-	-	27.01 (60)
61	315149	LOLOVIC Jelena	JUG	-	-	31.80 (61)
62	705267	STAFFENOVA Jana	SVK	-	-	34.15 (62)

LEGEND

+400 More than 400 points on WCSL-O after 15th place or after 30th place
WCSL-SL World Cup Start List points for Slalom
FIS-SL FIS points for Slalom

WCSL-O Overall WCSL points
No. Control Number

28-12-2003 / Lienz (AUT) / 5623

Page 2/2

Data Processing by SWATCH

www.fis-ski.com

SWATCH Timing

Generation Date: SAT 27 DEC 2003

Time: 18:18 Swatch Internet Time: @763

Document: 45A 1.0



AUDI FIS SKI WORLD CUP
4th LADIES SLALOM 1st RUN
START LIST

**Jury**

TD FIS	I. BOTTEN	NOR
Referee	K. HOCH	FIS
Chief of Race	S. VERGEINER	AUT

Technical Data

Course Name	Dolomiten/Felbertauern	
Start Altitude	825 m	
Finish Altitude	680 m	
Vertical Drop	145 m	
Homologation Number	4711/222/96	

Race Information 1st Run

Course Setter	T. STAUFFER	SWE
Number of Gates	63	
Turning Gates		
Start Time	10:00	
Forerunners	A - M. GROGGER	AUT
	B - P. STEINER	AUT
	C - M. SCHRÖDER	AUT

Race Information 2nd Run

Course Setter	A. PUELACHER	SUI
Number of Gates	61	
Turning Gates		
Start Time	13:15	
Forerunners	A - M. GROGGER	AUT
	B - P. STEINER	AUT
	C - M. SCHRÖDER	AUT

Number of Competitors: 62

Bib	FIS Code	Name	Year of Birth	Nation	Time	Ski
1	195377	PASCAL Christel	1973	FRA	_____	SALOMON
2	195249	PEQUEGNOT Laure	1975	FRA	_____	SALOMON
3	55590	SCHILD Marlies	1981	AUT	_____	ATOMIC
4	55690	HOSP Nicole	1983	AUT	_____	VÖLKL
5	205378	ERTL Martina	1973	GER	_____	ROSSIGNOL
6	505483	PAERSON Anja	1981	SWE	_____	SALOMON
7	185140	POUTIAINEN Tanja	1980	FIN	_____	ROSSIGNOL
8	515268	NEF Sonja	1972	SUI	_____	VÖLKL
9	205115	GERG Annemarie	1975	GER	_____	NORDICA
10	205636	BERGMANN-SCHMUDERER M.	1978	GER	_____	VÖLKL
11	535825	KOZNICK Kristina	1975	USA	_____	VÖLKL
12	295435	GIUS Nicole	1980	ITA	_____	SALOMON
13	55302	EGGER Sabine	1977	AUT	_____	HEAD
14	536481	SCHLEPER Sarah	1979	USA	_____	ROSSIGNOL
15	505187	OTTOSSON Anna	1976	SWE	_____	DYNASTAR
16	155415	ZAHROBSKA Sarka	1985	CZE	_____	HEAD
17	425051	ROGNMO Trine-bakke	1975	NOR	_____	DYNASTAR
18	55576	GOERGL Elisabeth	1981	AUT	_____	VÖLKL
19	515370	OESTER Marlies	1976	SUI	_____	NORDICA
20	55359	TRUPPE Karin	1978	AUT	_____	FISCHER
21	505271	EKMAN Susanne	1978	SWE	_____	SALOMON
22	385027	FLEISS Nika	1984	CRO	_____	ATOMIC



AUDI FIS SKI WORLD CUP
4th LADIES SLALOM 1st RUN
START LIST



Number of Competitors: 62

Bib	FIS Code	Name	Year of Birth	Nation	Time	Ski
23	515092	GRUENENFELDER Corina	1975	SUI		NORDICA
24	295265	CERESA Annalisa	1978	ITA		VÖLKL
25	195215	VIDAL Vanessa	1974	FRA		ROSSIGNOL
26	55759	KIRCHGASSER Michaela	1985	AUT		ATOMIC
27	296259	MOELGG Manuela	1983	ITA		FISCHER
28	425380	BREMSETH Lisa	1979	NOR		VÖLKL
29	537772	STIEGLER Resi	1985	USA		DYNASTAR
30	705287	ZUZULOVA Veronika	1984	SVK		ROSSIGNOL
31	55069	GOETSCHL Renate	1975	AUT		SALOMON
32	425458	VIKEN Line	1981	NOR		DYNASTAR
33	296073	MORANDINI Claudia	1982	ITA		HEAD
34	295559	BIAVASCHI Elisabetta	1973	ITA		DYNASTAR
35	185058	RAITA Henna	1975	FIN		ROSSIGNOL
36	505610	BORSSEN Therese	1984	SWE		ATOMIC
37	206001	RIESCH Maria	1984	GER		HEAD
38	155047	ZAKOURILOVA Petra	1978	CZE		HEAD
39	425359	BERNTSEN Hedda	1976	NOR		FISCHER
40	385032	JELUSIC Ana	1986	CRO		ATOMIC
41	196016	DAUTHERIVES Claire	1982	FRA		SALOMON
42	565207	DABIC Lea	1981	SLO		ELAN
43	537545	MANCUSO Julia	1984	USA		ROSSIGNOL
44	55388	RAICH Carina	1979	AUT		ATOMIC
45	106022	JANYK Britt	1980	CAN		SALOMON
46	425443	BIRKELUND Karina	1980	NOR		DYNASTAR
47	205993	HOELZL Kathrin	1984	GER		VÖLKL
48	295738	BACHMANN Silke	1977	ITA		VÖLKL
49	296091	PEZZEDI Emmi	1982	ITA		VÖLKL
50	435142	KARASINSKA Katarzyna	1982	POL		ROSSIGNOL
51	305287	HIROI Noriyo	1976	JPN		ROSSIGNOL
52	105997	BRYDON Emily	1980	CAN		SALOMON
53	537544	KILDOW Lindsey C.	1984	USA		ROSSIGNOL
54	296267	PITTIN Alessia	1983	ITA		ROSSIGNOL
55	225206	ALCOTT Chimene	1982	GBR		FISCHER
56	565241	KOBAL Ana	1983	SLO		ROSSIGNOL
57	495065	RIENDA CONTRERAS Maria Jose	1975	SPA		ROSSIGNOL
58	305092	KASHIWAGI Kumiko	1978	JPN		SALOMON
59	65038	PERSYN Karen	1983	BEL		ELAN
60	185196	HATERMA Noora	1984	FIN		ATOMIC
61	315149	LOLOVIC Jelena	1981	JUG		ROSSIGNOL
62	705267	STAFFENOVA Jana	1982	SVK		



AUDI FIS SKI WORLD CUP
4th LADIES SLALOM 1st RUN
OFFICIAL RESULTS

**Jury**

TD FIS	I. BOTTEN	NOR
Referee	K. HOCH	FIS
Chief of Race	S. VERGEINER	AUT

Technical Data

Course Name	Dolomiten/Felbertauern	
Start Altitude	825 m	
Finish Altitude	680 m	
Vertical Drop	145 m	
Homologation Number	4711/222/96	

Race Information 1st Run

Course Setter	T. STAUFFER	SWE
Number of Gates	63	
Turning Gates	61	
Start Time	10:00	
Forerunners	A - M. GROGGER	AUT
	B - P. STEINER	AUT
	C - M. SCHRÖDER	AUT

Race Information 2nd Run

Course Setter	A. PUELACHER	SUI
Number of Gates	61	
Turning Gates		
Start Time	13:15	
Forerunners	A - M. GROGGER	AUT
	B - P. STEINER	AUT
	C - M. SCHRÖDER	AUT

Weather: Cloudy **Snow:** Hard **Temperature - Start:** 1 °C **Finish:** -1 °C

Number of Competitors: 62

Rank	Bib	FIS Code	Name	Year of Birth	Nation	Time	Diff.	Ski
1	4	55690	HOSP Nicole	1983	AUT	53.30		VÖLKL
2	6	505483	PAERSON Anja	1981	SWE	53.94	0.64	SALOMON
3	10	205636	BERGMANN-SCHMUDERER	1978	GER	53.97	0.67	VÖLKL
4	3	55590	SCHILD Marlies	1981	AUT	53.99	0.69	ATOMIC
5	9	205115	GERG Annemarie	1975	GER	54.04	0.74	NORDICA
6	11	535825	KOZNICK Kristina	1975	USA	54.24	0.94	VÖLKL
7	8	515268	NEF Sonja	1972	SUI	54.27	0.97	VÖLKL
8	18	55576	GOERGL Elisabeth	1981	AUT	54.39	1.09	VÖLKL
9	17	425051	ROGNMO Trine-bakke	1975	NOR	54.40	1.10	DYNASTAR
10	16	155415	ZAHROBSKA Sarka	1985	CZE	54.44	1.14	HEAD
11	15	505187	OTTOSSON Anna	1976	SWE	54.46	1.16	DYNASTAR
12	14	536481	SCHLEPER Sarah	1979	USA	54.59	1.29	ROSSIGNOL
13	5	205378	ERTL Martina	1973	GER	54.67	1.37	ROSSIGNOL
14	1	195377	PASCAL Christel	1973	FRA	54.81	1.51	SALOMON
15	19	515370	OESTER Marlies	1976	SUI	55.15	1.85	NORDICA
16	7	185140	POUTIAINEN Tanja	1980	FIN	55.36	2.06	ROSSIGNOL
17	12	295435	GIUS Nicole	1980	ITA	55.37	2.07	SALOMON
18	29	537772	STIEGLER Resi	1985	USA	55.53	2.23	DYNASTAR
19	38	155047	ZAKOURILOVA Petra	1978	CZE	55.62	2.32	HEAD



AUDI FIS SKI WORLD CUP
4th LADIES SLALOM 1st RUN
OFFICIAL RESULTS



Number of Competitors: 62

Rank	Bib	FIS Code	Name	Year of Birth	Nation	Time	Diff.	Ski
20	20	55359	TRUPPE Karin	1978	AUT	55.66	2.36	FISCHER
21	27	296259	MOELGG Manuela	1983	ITA	55.69	2.39	FISCHER
22	13	55302	EGGER Sabine	1977	AUT	55.72	2.42	HEAD
23	24	295265	CERESA Annalisa	1978	ITA	56.03	2.73	VÖLKL
24	36	505610	BORSSEN Therese	1984	SWE	56.14	2.84	ATOMIC
25	46	425443	BIRKELUND Karina	1980	NOR	56.16	2.86	DYNASTAR
26	32	425458	VIKEN Line	1981	NOR	56.18	2.88	DYNASTAR
27	35	185058	RAITA Henna	1975	FIN	56.31	3.01	ROSSIGNOL
28	58	305092	KASHIWAGI Kumiko	1978	JPN	56.36	3.06	SALOMON
29	40	385032	JELUSIC Ana	1986	CRO	56.37	3.07	ATOMIC
30	30	705287	ZUZULOVA Veronika	1984	SVK	56.41	3.11	ROSSIGNOL
31	22	385027	FLEISS Nika	1984	CRO	56.48	3.18	ATOMIC
32	43	537545	MANCUSO Julia	1984	USA	56.65	3.35	ROSSIGNOL
33	28	425380	BREMSETH Lisa	1979	NOR	56.72	3.42	VÖLKL
33	26	55759	KIRCHGASSER Michaela	1985	AUT	56.72	3.42	ATOMIC
35	51	305287	HIROI Noriyo	1976	JPN	56.93	3.63	ROSSIGNOL
35	34	295559	BIAVASCHI Elisabetta	1973	ITA	56.93	3.63	DYNASTAR
37	54	296267	PITTIN Alessia	1983	ITA	57.03	3.73	ROSSIGNOL
38	25	195215	VIDAL Vanessa	1974	FRA	57.08	3.78	ROSSIGNOL
39	56	565241	KOBAL Ana	1983	SLO	57.12	3.82	ROSSIGNOL
40	47	205993	HOELZL Kathrin	1984	GER	57.26	3.96	VÖLKL
41	21	505271	EKMAN Susanne	1978	SWE	57.27	3.97	SALOMON
42	39	425359	BERNTSEN Hedda	1976	NOR	57.30	4.00	FISCHER
43	44	55388	RAICH Carina	1979	AUT	57.72	4.42	ATOMIC
44	50	435142	KARASINSKA Katarzyna	1982	POL	57.75	4.45	ROSSIGNOL
45	42	565207	DABIC Lea	1981	SLO	57.90	4.60	ELAN
46	41	196016	DAUTHERIVES Claire	1982	FRA	57.97	4.67	SALOMON
47	57	495065	RIENDA CONTRERAS M.	1975	SPA	57.99	4.69	ROSSIGNOL
48	45	106022	JANYK Britt	1980	CAN	58.07	4.77	SALOMON
49	52	105997	BRYDON Emily	1980	CAN	58.25	4.95	SALOMON
50	49	296091	PEZZEDI Emmi	1982	ITA	58.49	5.19	VÖLKL
51	61	315149	LOLOVIC Jelena	1981	JUG	59.57	6.27	ROSSIGNOL
52	62	705267	STAFFENOVA Jana	1982	SVK	1:00.75	7.45	HEAD

DID NOT START 1st RUN: 1 competitor

60 185196 HATERMA Noora 1984 FIN ATOMIC

DID NOT FINISH 1st RUN: 7 competitors

2 195249 PEQUEGNOT Laure 1975 FRA SALOMON
23 515092 GRUENENFELDER Corina 1975 SUI NORDICA
37 206001 RIESCH Maria 1984 GER HEAD
48 295738 BACHMANN Silke 1977 ITA VÖLKL
53 537544 KILDOW Lindsey C. 1984 USA ROSSIGNOL
55 225206 ALCOTT Chimene 1982 GBR FISCHER
59 65038 PERSYN Karen 1983 BEL ELAN

DISQUALIFIED 1st RUN: 2 competitors

31 55069 GOETSCHL Renate 1975 AUT Gate 61 Rule 629.3 SALOMON



AUDI FIS SKI WORLD CUP
4th LADIES SLALOM 1st RUN
OFFICIAL RESULTS



Number of Competitors: 62

Rank	Bib	FIS Code	Name	Year of Birth	Nation	Time	Diff.	Ski
	33	296073	MORANDINI Claudia	1982	ITA	Gate 62	Rule 629.3	HEAD

Reason for disqualification:

629.3 Does not pass through a gate correctly (art. 661.4)

28-12-2003 / Lienz (AUT) / 5623

Page 3/3

Data Processing by SWATCH

www.fis-ski.com

SWATCH Timing

Generation Date: SUN 28 DEC 2003

Time: 11:39 Swatch Internet Time: @485

Document: 73B 1.0

**AUDI FIS SKI WORLD CUP**

4th LADIES SLALOM 2nd RUN

START LIST**Jury**

TD FIS	I. BOTTEN	NOR
Referee	K. HOCH	FIS
Chief of Race	S. VERGEINER	AUT

Technical Data

Course Name	Dolomiten/Felbertauern		
Start Altitude	825 m		
Finish Altitude	680 m		
Vertical Drop	145 m		
Homologation Number	4711/222/96		

Race Information 1st Run

Course Setter	T. STAUFFER	SWE
Number of Gates	63	
Turning Gates	61	
Start Time	10:00	
Forerunners	A - M. GROGGER	AUT
	B - P. STEINER	AUT
	C - M. SCHRÖDER	AUT

Race Information 2nd Run

Course Setter	A. PUELACHER	SUI
Number of Gates	61	
Turning Gates		
Start Time	13:15	
Forerunners	A - M. GROGGER	AUT
	B - P. STEINER	AUT
	C - M. SCHRÖDER	AUT

Number of Competitors: 30

Start Order	Bib	FIS Code	Name	Year of Birth	Nation	1st Run	Diff.	Rank	2nd Run	Total	Ski
1	30	705287	ZUZULOVA Veronika	1984	SVK	56.41	3.11	30			ROSSIGNOL
2	40	385032	JELUSIC Ana	1986	CRO	56.37	3.07	29			ATOMIC
3	58	305092	KASHIWAGI Kumiko	1978	JPN	56.36	3.06	28			SALOMON
4	35	185058	RAITA Henna	1975	FIN	56.31	3.01	27			ROSSIGNOL
5	32	425458	VIKEN Line	1981	NOR	56.18	2.88	26			DYNASTAR
6	46	425443	BIRKELUND Karina	1980	NOR	56.16	2.86	25			DYNASTAR
7	36	505610	BORSSEN Therese	1984	SWE	56.14	2.84	24			ATOMIC
8	24	295265	CERESA Annalisa	1978	ITA	56.03	2.73	23			VÖLKL
9	13	55302	EGGER Sabine	1977	AUT	55.72	2.42	22			HEAD
10	27	296259	MOELGG Manuela	1983	ITA	55.69	2.39	21			FISCHER
11	20	55359	TRUPPE Karin	1978	AUT	55.66	2.36	20			FISCHER
12	38	155047	ZAKOURILOVA Petra	1978	CZE	55.62	2.32	19			HEAD
13	29	537772	STIEGLER Resi	1985	USA	55.53	2.23	18			DYNASTAR
14	12	295435	GIUS Nicole	1980	ITA	55.37	2.07	17			SALOMON
15	7	185140	POUTIAINEN Tanja	1980	FIN	55.36	2.06	16			ROSSIGNOL
16	19	515370	OESTER Marlies	1976	SUI	55.15	1.85	15			NORDICA
17	1	195377	PASCAL Christel	1973	FRA	54.81	1.51	14			SALOMON
18	5	205378	ERTL Martina	1973	GER	54.67	1.37	13			ROSSIGNOL
19	14	536481	SCHLEPER Sarah	1979	USA	54.59	1.29	12			ROSSIGNOL
20	15	505187	OTTOSSON Anna	1976	SWE	54.46	1.16	11			DYNASTAR
21	16	155415	ZAHROBSKA Sarka	1985	CZE	54.44	1.14	10			HEAD



AUDI FIS SKI WORLD CUP
4th LADIES SLALOM 2nd RUN
START LIST



Number of Competitors: 30

Start Order	Bib	FIS Code	Name	Year of Birth	Nation	1st Run	Diff.	Rank	2nd Run	Total	Ski
22	17	425051	ROGNMO Trine-bakke	1975	NOR	54.40	1.10	9			DYNASTAR
23	18	55576	GOERGL Elisabeth	1981	AUT	54.39	1.09	8			VÖLKL
24	8	515268	NEF Sonja	1972	SUI	54.27	0.97	7			VÖLKL
25	11	535825	KOZNICK Kristina	1975	USA	54.24	0.94	6			VÖLKL
26	9	205115	GERG Annemarie	1975	GER	54.04	0.74	5			NORDICA
27	3	55590	SCHILD Marlies	1981	AUT	53.99	0.69	4			ATOMIC
28	10	205636	BERGMANN-SCHMUDERER	1978	GER	53.97	0.67	3			VÖLKL
29	6	505483	PAERSON Anja	1981	SWE	53.94	0.64	2			SALOMON
30	4	55690	HOSP Nicole	1983	AUT	53.30	0.00	1			VÖLKL



AUDI FIS SKI WORLD CUP
4th LADIES SLALOM 2nd RUN
OFFICIAL RESULTS

**Jury**

TD FIS	I. BOTTEN	NOR
Referee	K. HOCH	FIS
Chief of Race	S. VERGEINER	AUT

Technical Data

Course Name	Dolomiten/Felbertauern	
Start Altitude	825 m	
Finish Altitude	680 m	
Vertical Drop	145 m	
Homologation Number	4711/222/96	

Race Information 1st Run

Course Setter	T. STAUFFER	SWE
Number of Gates	63	
Turning Gates	61	
Start Time	10:00	
Forerunners	A - M. GROGGER	AUT
	B - P. STEINER	AUT
	C - M. SCHRÖDER	AUT

Race Information 2nd Run

Course Setter	A. PUELACHER	SUI
Number of Gates	61	
Turning Gates	60	
Start Time	13:15	
Forerunners	A - M. GROGGER	AUT
	B - P. STEINER	AUT
	C - M. SCHRÖDER	AUT

Weather: Cloudy Snow: Hard Temperature - Start: 3 °C Finish: 4 °C F-factor: 570

Number of Competitors: 62

Rank	Bib	FIS Code	Name	Year of Birth	Nation	1st Run	2nd Run	Total	Diff.	Race Points	Ski
1	6	505483	PAERSON Anja	1981	SWE	53.94	55.03	1:48.97		0.00	SALOMON
2	4	55690	HOSP Nicole	1983	AUT	53.30	56.01	1:49.31	0.34	1.78	VÖLKL
3	10	205636	BERGMANN-SCHMUDERER	1978	GER	53.97	55.35	1:49.32	0.35	1.83	VÖLKL
4	9	205115	GERG Annemarie	1975	GER	54.04	55.67	1:49.71	0.74	3.87	NORDICA
5	17	425051	ROGNMO Trine-bakke	1975	NOR	54.40	55.72	1:50.12	1.15	6.02	DYNASTAR
6	8	515268	NEF Sonja	1972	SUI	54.27	55.92	1:50.19	1.22	6.38	VÖLKL
7	15	505187	OTTOSSON Anna	1976	SWE	54.46	56.03	1:50.49	1.52	7.95	DYNASTAR
8	1	195377	PASCAL Christel	1973	FRA	54.81	55.75	1:50.56	1.59	8.32	SALOMON
9	7	185140	POUTIAINEN Tanja	1980	FIN	55.36	55.49	1:50.85	1.88	9.83	ROSSIGNOL
10	13	55302	EGGER Sabine	1977	AUT	55.72	55.23	1:50.95	1.98	10.36	HEAD
11	5	205378	ERTL Martina	1973	GER	54.67	56.42	1:51.09	2.12	11.09	ROSSIGNOL
12	19	515370	OESTER Marlies	1976	SUI	55.15	56.24	1:51.39	2.42	12.66	NORDICA
13	29	537772	STIEGLER Resi	1985	USA	55.53	55.92	1:51.45	2.48	12.97	DYNASTAR
14	38	155047	ZAKOURILOVA Petra	1978	CZE	55.62	55.87	1:51.49	2.52	13.18	HEAD
15	32	425458	VIKEN Line	1981	NOR	56.18	55.38	1:51.56	2.59	13.55	DYNASTAR
16	46	425443	BIRKELUND Karina	1980	NOR	56.16	55.50	1:51.66	2.69	14.07	DYNASTAR
17	20	55359	TRUPPE Karin	1978	AUT	55.66	56.02	1:51.68	2.71	14.18	FISCHER

#141 _____



AUDI FIS SKI WORLD CUP
4th LADIES SLALOM 2nd RUN
OFFICIAL RESULTS



Number of Competitors: 62

Rank	Bib	FIS Code	Name	Year of Birth	Nation	1st Run	2nd Run	Total	Diff.	Race Points	Ski
18	35	185058	RAITA Henna	1975	FIN	56.31	55.41	1:51.72	2.75	14.38	ROSSIGNOL
19	30	705287	ZUZULOVA Veronika	1984	SVK	56.41	55.53	1:51.94	2.97	15.54	ROSSIGNOL
20	36	505610	BORSSSEN Therese	1984	SWE	56.14	56.00	1:52.14	3.17	16.58	ATOMIC
21	40	385032	JELUSIC Ana	1986	CRO	56.37	55.81	1:52.18	3.21	16.79	ATOMIC
22	3	55590	SCHILD Marlies	1981	AUT	53.99	58.44	1:52.43	3.46	18.10	ATOMIC
23	24	295265	CERESA Annalisa	1978	ITA	56.03	56.69	1:52.72	3.75	19.62	VÖLKL
24	58	305092	KASHIWAGI Kumiko	1978	JPN	56.36	57.13	1:53.49	4.52	23.64	SALOMON
25 >	12	295435	GIUS Nicole	1980	ITA	55.37	1:02.96	1:58.33	9.36	48.96	SALOMON

DID NOT QUALIFY FOR 2nd RUN: 22 competitors

22	385027	FLEISS Nika	1984	CRO	56.48						ATOMIC
43	537545	MANCUSO Julia	1984	USA	56.65						ROSSIGNOL
28	425380	BREMSETH Lisa	1979	NOR	56.72						VÖLKL
26	55759	KIRCHGASSER Michaela	1985	AUT	56.72						ATOMIC
51	305287	HIROI Noriyo	1976	JPN	56.93						ROSSIGNOL
34	295559	BIAVASCHI Elisabetta	1973	ITA	56.93						DYNASTAR
54	296267	PITTIN Alessia	1983	ITA	57.03						ROSSIGNOL
25	195215	VIDAL Vanessa	1974	FRA	57.08						ROSSIGNOL
56	565241	KOBAL Ana	1983	SLO	57.12						ROSSIGNOL
47	205993	HOELZL Kathrin	1984	GER	57.26						VÖLKL
21	505271	EKMAN Susanne	1978	SWE	57.27						SALOMON
39	425359	BERNTSEN Hedda	1976	NOR	57.30						FISCHER
44	55388	RAICH Carina	1979	AUT	57.72						ATOMIC
50	435142	KARASINSKA Katarzyna	1982	POL	57.75						ROSSIGNOL
42	565207	DABIC Lea	1981	SLO	57.90						ELAN
41	196016	DAUTHERIVES Claire	1982	FRA	57.97						SALOMON
57	495065	RIENDA CONTRERAS M.	1975	SPA	57.99						ROSSIGNOL
45	106022	JANYK Britt	1980	CAN	58.07						SALOMON
52	105997	BRYDON Emily	1980	CAN	58.25						SALOMON
49	296091	PEZZEDI Emmi	1982	ITA	58.49						VÖLKL
61	315149	LOLOVIC Jelena	1981	JUG	59.57						ROSSIGNOL
62	705267	STAFFENOVA Jana	1982	SVK	1:00.75						HEAD

DID NOT START 1st RUN: 1 competitor

60	185196	HATERMA Noora	1984	FIN							ATOMIC
----	--------	----------------------	------	-----	--	--	--	--	--	--	--------

DID NOT FINISH 1st RUN: 7 competitors

2	195249	PEQUEGNOT Laure	1975	FRA							SALOMON
23	515092	GRUENENFELDER Corina	1975	SUI							NORDICA
37	206001	RIESCH Maria	1984	GER							HEAD
48	295738	BACHMANN Silke	1977	ITA							VÖLKL
53	537544	KILDOW Lindsey C.	1984	USA							ROSSIGNOL
55	225206	ALCOTT Chimene	1982	GBR							FISCHER
59	65038	PERSYN Karen	1983	BEL							ELAN

DISQUALIFIED 1st RUN: 2 competitors

31	55069	GOETSCHL Renate	1975	AUT	Gate 61	Rule 629.3					SALOMON
----	-------	------------------------	------	-----	---------	------------	--	--	--	--	---------

#141 _____



AUDI FIS SKI WORLD CUP
4th LADIES SLALOM 2nd RUN
OFFICIAL RESULTS



Number of Competitors: 62

Rank	Bib	FIS Code	Name	Year of Birth	Nation	1st Run	2nd Run	Total	Diff.	Race Points	Ski
	33	296073	MORANDINI Claudia	1982	ITA	Gate 62	Rule 629.3				HEAD
DID NOT FINISH 2nd RUN: 4 competitors											
	11	535825	KOZNICK Kristina	1975	USA						VÖLKL
	14	536481	SCHLEPER Sarah	1979	USA						ROSSIGNOL
	16	155415	ZAHROBSKA Sarka	1985	CZE						HEAD
	27	296259	MOELGG Manuela	1983	ITA						FISCHER
DISQUALIFIED 2nd RUN: 1 competitor											
	18	55576	GOERGL Elisabeth	1981	AUT	Gate 33	Rule 629.3				VÖLKL

Reason for disqualification:

629.3 Does not pass through a gate correctly (art. 661.4)

Technical Delegate:
I. BOTTEN (NOR) #141

LEGEND

> Competitor's overall time is more than 8% greater than winning time (see FIS rule §10.2)

28-12-2003 / Lienz (AUT) / 5623

Page 3/3

Data Processing by SWATCH

www.fis-ski.com

SWATCH Timing

Generation Date: SUN 28 DEC 2003

Time: 14:36 Swatch Internet Time: @608

Document: 73C 1.0



AUDI FIS SKI WORLD CUP
4th LADIES SLALOM
PENALTY CALCULATION



Best 10 at Finish

Rank	Bib	FIS Code	Name	Nation	FIS Points	Best 5	Race Points
1	6	505483	PAERSON Anja	SWE	1.22	1.22	0.00
2	4	55690	HOSP Nicole	AUT	4.22	4.22	1.78
3	10	205636	BERGMANN-SCHMUDERER M.	GER	4.39		
4	9	205115	GERG Annemarie	GER	5.04		
5	17	425051	ROGNMO Trine-bakke	NOR	5.23		
6	8	515268	NEF Sonja	SUI	4.16	4.16	6.38
7	15	505187	OTTOSSON Anna	SWE	4.93		
8	1	195377	PASCAL Christel	FRA	3.45	3.45	8.32
9	7	185140	POUTIAINEN Tanja	FIN	3.03	3.03	9.83
10	13	55302	EGGER Sabine	AUT	4.75		

Best 5 FIS Points at Start

Rank	Bib	FIS Code	Name	Nation	FIS Points
1	6	505483	PAERSON Anja	SWE	1.22
22	3	55590	SCHILD Marlies	AUT	2.58
9	7	185140	POUTIAINEN Tanja	FIN	3.03
DNF	2	195249	PEQUEGNOT Laure	FRA	3.04
8	1	195377	PASCAL Christel	FRA	3.45

TOTALS:		
FIS Points of Best 5 at Start (B)	13.32	
FIS Points of Best at Finish in Top 10 (A)		16.08
Race Points of Corresponding Competitors (C)		26.31
Calculated Penalty (A+B-C) : 10 =>	0.309	
Rounded	0.31	
Category Adder	0.00	
Correction Value (Z)	-1.44	
Calculated Penalty	1.75	
Penalty Applied	0.00	

#141 _____



AUDI FIS SKI WORLD CUP
4th LADIES SLALOM 2nd RUN
PERFORMANCE ANALYSIS 1



Number of Competitors: 25

Rank	Bib	Name	Nation	Positions			Partials			Difference	
				Pos.	Time	Rank	Pos.	Time	Rank	Time	
1	6	PAERSON Anja	SWE	Run1:	Int1:	27.59	(3)	I1-Fin:	26.35	(4)	0.44
				Fin:	53.94	(2)	0.64				
				Run2:	Int1:	27.19	(8)	I1-Fin:	27.84	(1)	0.46
				Fin:	55.03	(1)	0.00				
Total:	Int1:	1:21.13	(4)				0.45				
Fin:	1:48.97	(1)					0.00				
2	4	HOSP Nicole	AUT	Run1:	Int1:	27.15	(1)	I1-Fin:	26.15	(1)	0.00
				Fin:	53.30	(1)	0.00				
				Run2:	Int1:	27.38	(12)	I1-Fin:	28.63	(17)	0.65
				Fin:	56.01	(17)	0.98				
Total:	Int1:	1:20.68	(1)				0.00				
Fin:	1:49.31	(2)					0.34				
3	10	BERGMANN-SCHMUDERERGER	GER	Run1:	Int1:	27.63	(5)	I1-Fin:	26.34	(3)	0.48
				Fin:	53.97	(3)	0.67				
				Run2:	Int1:	27.07	(4)	I1-Fin:	28.28	(9)	0.34
				Fin:	55.35	(3)	0.32				
Total:	Int1:	1:21.04	(3)				0.36				
Fin:	1:49.32	(3)					0.35				
4	9	GERG Annemarie	GER	Run1:	Int1:	27.58	(2)	I1-Fin:	26.46	(6)	0.43
				Fin:	54.04	(5)	0.74				
				Run2:	Int1:	27.52	(18)	I1-Fin:	28.15	(5)	0.79
				Fin:	55.67	(9)	0.64				
Total:	Int1:	1:21.56	(5)				0.88				
Fin:	1:49.71	(4)					0.74				
5	17	ROGNMO Trine-bakke	NOR	Run1:	Int1:	27.59	(3)	I1-Fin:	26.81	(11)	0.44
				Fin:	54.40	(7)	1.10				
				Run2:	Int1:	27.21	(9)	I1-Fin:	28.51	(14)	0.48
				Fin:	55.72	(10)	0.69				
Total:	Int1:	1:21.61	(6)				0.93				
Fin:	1:50.12	(5)					1.15				
6	8	NEF Sonja	SUI	Run1:	Int1:	27.90	(8)	I1-Fin:	26.37	(5)	0.75
				Fin:	54.27	(6)	0.97				
				Run2:	Int1:	27.38	(12)	I1-Fin:	28.54	(15)	0.65
				Fin:	55.92	(14)	0.89				
Total:	Int1:	1:21.65	(7)				0.97				
Fin:	1:50.19	(6)					1.22				



AUDI FIS SKI WORLD CUP
4th LADIES SLALOM 2nd RUN
PERFORMANCE ANALYSIS 1



Number of Competitors: 25

Rank	Bib	Name	Nation	Positions			Partials			Difference
				Pos.	Time	Rank	Pos.	Time	Rank	Time
7	15	OTTOSSON Anna	SWE	Run1:	Int1:	27.77 (6)	I1-Fin:	26.69 (8)	0.62	
				Fin:	54.46 (8)	1.16				
				Run2:	Int1:	27.44 (16)	I1-Fin:	28.59 (16)	0.71	
				Fin:	56.03 (19)	1.00				
				Total:	Int1:	1:21.90 (8)			1.22	
					Fin:	1:50.49 (7)			1.52	
8	1	PASCAL Christel	FRA	Run1:	Int1:	28.26 (13)	I1-Fin:	26.55 (7)	1.11	
				Fin:	54.81 (10)	1.51				
				Run2:	Int1:	27.40 (15)	I1-Fin:	28.35 (11)	0.67	
				Fin:	55.75 (11)	0.72				
				Total:	Int1:	1:22.21 (9)			1.53	
					Fin:	1:50.56 (8)			1.59	
9	7	POUTIAINEN Tanja	FIN	Run1:	Int1:	28.03 (11)	I1-Fin:	27.33 (16)	0.88	
				Fin:	55.36 (12)	2.06				
				Run2:	Int1:	27.18 (7)	I1-Fin:	28.31 (10)	0.45	
				Fin:	55.49 (6)	0.46				
				Total:	Int1:	1:22.54 (11)			1.86	
					Fin:	1:50.85 (9)			1.88	
10	13	EGGER Sabine	AUT	Run1:	Int1:	28.47 (18)	I1-Fin:	27.25 (14)	1.32	
				Fin:	55.72 (17)	2.42				
				Run2:	Int1:	27.15 (6)	I1-Fin:	28.08 (4)	0.42	
				Fin:	55.23 (2)	0.20				
				Total:	Int1:	1:22.87 (13)			2.19	
					Fin:	1:50.95 (10)			1.98	
11	5	ERTL Martina	GER	Run1:	Int1:	27.93 (9)	I1-Fin:	26.74 (9)	0.78	
				Fin:	54.67 (9)	1.37				
				Run2:	Int1:	27.70 (22)	I1-Fin:	28.72 (19)	0.97	
				Fin:	56.42 (21)	1.39				
				Total:	Int1:	1:22.37 (10)			1.69	
					Fin:	1:51.09 (11)			2.12	
12	19	OESTER Marlies	SUI	Run1:	Int1:	28.38 (16)	I1-Fin:	26.77 (10)	1.23	
				Fin:	55.15 (11)	1.85				
				Run2:	Int1:	27.80 (23)	I1-Fin:	28.44 (12)	1.07	
				Fin:	56.24 (20)	1.21				
				Total:	Int1:	1:22.95 (15)			2.27	
					Fin:	1:51.39 (12)			2.42	
13	29	STIEGLER Resi	USA	Run1:	Int1:	28.32 (14)	I1-Fin:	27.21 (13)	1.17	
				Fin:	55.53 (14)	2.23				
				Run2:	Int1:	27.46 (17)	I1-Fin:	28.46 (13)	0.73	
				Fin:	55.92 (14)	0.89				
				Total:	Int1:	1:22.99 (16)			2.31	
					Fin:	1:51.45 (13)			2.48	
14	38	ZAKOURILOVA Petra	CZE	Run1:	Int1:	28.36 (15)	I1-Fin:	27.26 (15)	1.21	
				Fin:	55.62 (15)	2.32				
				Run2:	Int1:	27.65 (21)	I1-Fin:	28.22 (7)	0.92	
				Fin:	55.87 (13)	0.84				
				Total:	Int1:	1:23.27 (19)			2.59	
					Fin:	1:51.49 (14)			2.52	



AUDI FIS SKI WORLD CUP
4th LADIES SLALOM 2nd RUN
PERFORMANCE ANALYSIS 1



Number of Competitors: 25

Rank	Bib	Name	Nation		Positions			Partials			Difference
					Pos.	Time	Rank	Pos.	Time	Rank	Time
15	32	VIKEN Line	NOR	Run1:	Int1:	28.62	(20)	I1-Fin:	27.56	(21)	1.47
					Fin:	56.18	(21)				2.88
					Run2:	Int1:	27.11				(5)
					Fin:	55.38	(4)				0.35
				Total:	Int1:	1:23.29	(20)				2.61
					Fin:	1:51.56	(15)				2.59
16	46	BIRKELUND Karina	NOR	Run1:	Int1:	28.43	(17)	I1-Fin:	27.73	(24)	1.28
					Fin:	56.16	(20)				2.86
					Run2:	Int1:	27.52				(18)
					Fin:	55.50	(7)				0.47
				Total:	Int1:	1:23.68	(21)				3.00
					Fin:	1:51.66	(16)				2.69
17	20	TRUPPE Karin	AUT	Run1:	Int1:	28.13	(12)	I1-Fin:	27.53	(20)	0.98
					Fin:	55.66	(16)				2.36
					Run2:	Int1:	27.26				(10)
					Fin:	56.02	(18)				0.99
				Total:	Int1:	1:22.92	(14)				2.24
					Fin:	1:51.68	(17)				2.71
18	35	RAITA Henna	FIN	Run1:	Int1:	29.15	(25)	I1-Fin:	27.16	(12)	2.00
					Fin:	56.31	(22)				3.01
					Run2:	Int1:	27.38				(12)
					Fin:	55.41	(5)				0.38
				Total:	Int1:	1:23.69	(22)				3.01
					Fin:	1:51.72	(18)				2.75
19	30	ZUZULOVA Veronika	SVK	Run1:	Int1:	28.74	(24)	I1-Fin:	27.67	(23)	1.59
					Fin:	56.41	(25)				3.11
					Run2:	Int1:	26.73				(1)
					Fin:	55.53	(8)				0.50
				Total:	Int1:	1:23.14	(18)				2.46
					Fin:	1:51.94	(19)				2.97
20	36	BORSSSEN Therese	SWE	Run1:	Int1:	28.72	(23)	I1-Fin:	27.42	(18)	1.57
					Fin:	56.14	(19)				2.84
					Run2:	Int1:	26.98				(2)
					Fin:	56.00	(16)				0.97
				Total:	Int1:	1:23.12	(17)				2.44
					Fin:	1:52.14	(20)				3.17
21	40	JELUSIC Ana	CRO	Run1:	Int1:	28.64	(21)	I1-Fin:	27.73	(24)	1.49
					Fin:	56.37	(24)				3.07
					Run2:	Int1:	27.64				(20)
					Fin:	55.81	(12)				0.78
				Total:	Int1:	1:24.01	(23)				3.33
					Fin:	1:52.18	(21)				3.21
22	3	SCHILD Marlies	AUT	Run1:	Int1:	27.80	(7)	I1-Fin:	26.19	(2)	0.65
					Fin:	53.99	(4)				0.69
					Run2:	Int1:	27.01				(3)
					Fin:	58.44	(24)				3.41
				Total:	Int1:	1:21.00	(2)				0.32
					Fin:	1:52.43	(22)				3.46



AUDI FIS SKI WORLD CUP
4th LADIES SLALOM 2nd RUN
PERFORMANCE ANALYSIS 1



Number of Competitors: 25

Rank	Bib	Name	Nation		Positions			Partials			Difference		
					Pos.	Time	Rank	Pos.	Time	Rank	Time		
23	24	CERESA Annalisa	ITA	Run1:	Int1:	28.52	(19)	I1-Fin:	27.51	(19)	1.37		
					Fin:	56.03	(18)				2.73		
					Run2:	Int1:	28.06		(24)	I1-Fin:	28.63	(17)	1.33
						Fin:	56.69		(22)				1.66
Total:					Int1:	1:24.09	(24)			3.41			
					Fin:	1:52.72	(23)			3.75			
24	58	KASHIWAGI Kumiko	JPN	Run1:	Int1:	28.71	(22)	I1-Fin:	27.65	(22)	1.56		
					Fin:	56.36	(23)				3.06		
					Run2:	Int1:	28.40		(25)	I1-Fin:	28.73	(20)	1.67
						Fin:	57.13		(23)				2.10
Total:					Int1:	1:24.76	(25)			4.08			
					Fin:	1:53.49	(24)			4.52			
25	12	GIUS Nicole	ITA	Run1:	Int1:	27.99	(10)	I1-Fin:	27.38	(17)	0.84		
					Fin:	55.37	(13)				2.07		
					Run2:	Int1:	27.27		(11)	I1-Fin:	35.69	(25)	0.54
						Fin:	1:02.96		(25)				7.93
Total:					Int1:	1:22.64	(12)			1.96			
					Fin:	1:58.33	(25)			9.36			

LEGEND

Pos Intermediate or Speed Position **Int1:** Intermediate 1 **Run2** Second Run **Run1** First Run **Fin:** Finish
Total First + Second Run



AUDI FIS SKI WORLD CUP
4th LADIES SLALOM 2nd RUN
PERFORMANCE ANALYSIS 2



Number of Competitors: 62

Bib Name	Nation	Positions			Partials			Difference	
		Pos.	Time	Rank	Pos.	Time	Rank	Time	
1 PASCAL Christel	FRA	Run1:	Int1:	28.26	(18)	I1-Fin:	26.55	(7)	1.11
			Fin:	54.81	(14)			1.51	
		Run2:	Int1:	27.40	(18)	I1-Fin:	28.35	(11)	0.67
			Fin:	55.75	(11)			0.72	
Total:	Int1:	1:22.21	(12)				1.53		
		Fin:	1:50.56	(8)				1.59	
2 PEQUEGNOT Laure	FRA	Run1:	Int1:	27.46	(3)	I1-Fin:			0.31
			Fin:	DNF					
		Run2:	Int1:			I1-Fin:			
			Fin:	DNF					
Total:	Int1:								
		Fin:	DNF						
3 SCHILD Marlies	AUT	Run1:	Int1:	27.80	(11)	I1-Fin:	26.19	(2)	0.65
			Fin:	53.99	(4)			0.69	
		Run2:	Int1:	27.01	(4)	I1-Fin:	31.43	(24)	0.28
			Fin:	58.44	(24)			3.41	
Total:	Int1:	1:21.00	(2)				0.32		
		Fin:	1:52.43	(22)				3.46	
4 HOSP Nicole	AUT	Run1:	Int1:	27.15	(1)	I1-Fin:	26.15	(1)	0.00
			Fin:	53.30	(1)			0.00	
		Run2:	Int1:	27.38	(15)	I1-Fin:	28.63	(17)	0.65
			Fin:	56.01	(17)			0.98	
Total:	Int1:	1:20.68	(1)				0.00		
		Fin:	1:49.31	(2)				0.34	
5 ERTL Martina	GER	Run1:	Int1:	27.93	(14)	I1-Fin:	26.74	(11)	0.78
			Fin:	54.67	(13)			1.37	
		Run2:	Int1:	27.70	(25)	I1-Fin:	28.72	(19)	0.97
			Fin:	56.42	(21)			1.39	
Total:	Int1:	1:22.37	(13)				1.69		
		Fin:	1:51.09	(11)				2.12	
6 PAERSON Anja	SWE	Run1:	Int1:	27.59	(5)	I1-Fin:	26.35	(4)	0.44
			Fin:	53.94	(2)			0.64	
		Run2:	Int1:	27.19	(10)	I1-Fin:	27.84	(1)	0.46
			Fin:	55.03	(1)			0.00	
Total:	Int1:	1:21.13	(4)				0.45		
		Fin:	1:48.97	(1)				0.00	



AUDI FIS SKI WORLD CUP
4th LADIES SLALOM 2nd RUN
PERFORMANCE ANALYSIS 2



Number of Competitors: 62

Bib	Name	Nation	Positions			Partials			Difference
			Pos.	Time	Rank	Pos.	Time	Rank	Time
7	POUTIAINEN Tanja	FIN	Run1:	Int1: 28.03 (16)		I1-Fin:	27.33 (21)		0.88
				Fin: 55.36 (16)					2.06
			Run2:	Int1: 27.18 (9)		I1-Fin:	28.31 (10)		0.45
				Fin: 55.49 (6)					0.46
	Total:	Int1: 1:22.54 (14)					1.86		
			Fin: 1:50.85 (9)				1.88		
8	NEF Sonja	SUI	Run1:	Int1: 27.90 (13)		I1-Fin:	26.37 (5)		0.75
				Fin: 54.27 (7)					0.97
			Run2:	Int1: 27.38 (15)		I1-Fin:	28.54 (15)		0.65
				Fin: 55.92 (14)					0.89
	Total:	Int1: 1:21.65 (10)					0.97		
			Fin: 1:50.19 (6)				1.22		
9	GERG Annemarie	GER	Run1:	Int1: 27.58 (4)		I1-Fin:	26.46 (6)		0.43
				Fin: 54.04 (5)					0.74
			Run2:	Int1: 27.52 (21)		I1-Fin:	28.15 (5)		0.79
				Fin: 55.67 (9)					0.64
	Total:	Int1: 1:21.56 (7)					0.88		
			Fin: 1:49.71 (4)				0.74		
10	BERGMANN-SCHMUDERER	GER	Run1:	Int1: 27.63 (7)		I1-Fin:	26.34 (3)		0.48
				Fin: 53.97 (3)					0.67
			Run2:	Int1: 27.07 (5)		I1-Fin:	28.28 (9)		0.34
				Fin: 55.35 (3)					0.32
	Total:	Int1: 1:21.04 (3)					0.36		
			Fin: 1:49.32 (3)				0.35		
11	KOZNICK Kristina	USA	Run1:	Int1: 27.44 (2)		I1-Fin:	26.80 (13)		0.29
				Fin: 54.24 (6)					0.94
			Run2:	Int1: 27.33 (14)		I1-Fin:			0.60
				Fin: DNF					
	Total:	Int1:							
			Fin: DNF						
12	GIUS Nicole	ITA	Run1:	Int1: 27.99 (15)		I1-Fin:	27.38 (22)		0.84
				Fin: 55.37 (17)					2.07
			Run2:	Int1: 27.27 (13)		I1-Fin:	35.69 (26)		0.54
				Fin: 1:02.96 (25)					7.93
	Total:	Int1: 1:22.64 (15)					1.96		
			Fin: 1:58.33 (25)				9.36		
13	EGGER Sabine	AUT	Run1:	Int1: 28.47 (25)		I1-Fin:	27.25 (19)		1.32
				Fin: 55.72 (22)					2.42
			Run2:	Int1: 27.15 (8)		I1-Fin:	28.08 (4)		0.42
				Fin: 55.23 (2)					0.20
	Total:	Int1: 1:22.87 (16)					2.19		
			Fin: 1:50.95 (10)				1.98		
14	SCHLEPER Sarah	USA	Run1:	Int1: 27.79 (10)		I1-Fin:	26.80 (13)		0.64
				Fin: 54.59 (12)					1.29
			Run2:	Int1: 26.85 (2)		I1-Fin:			0.12
				Fin: DNF					
	Total:	Int1:							
			Fin: DNF						



AUDI FIS SKI WORLD CUP
4th LADIES SLALOM 2nd RUN
PERFORMANCE ANALYSIS 2



Number of Competitors: 62

Bib Name	Nation	Positions			Partials			Difference	
		Pos.	Time	Rank	Pos.	Time	Rank	Time	
15 OTTOSSON Anna	SWE	Run1:	Int1:	27.77	(9)	I1-Fin:	26.69	(9)	0.62
			Fin:	54.46	(11)				1.16
		Run2:	Int1:	27.44	(19)	I1-Fin:	28.59	(16)	0.71
			Fin:	56.03	(19)				1.00
Total:	Int1:	1:21.90	(11)				1.22		
	Fin:	1:50.49	(7)				1.52		
16 ZAHROBSKA Sarka	CZE	Run1:	Int1:	27.85	(12)	I1-Fin:	26.59	(8)	0.70
			Fin:	54.44	(10)				1.14
		Run2:	Int1:			I1-Fin:			
			Fin:	DNF					
Total:	Int1:								
	Fin:	DNF							
17 ROGNMO Trine-bakke	NOR	Run1:	Int1:	27.59	(5)	I1-Fin:	26.81	(15)	0.44
			Fin:	54.40	(9)				1.10
		Run2:	Int1:	27.21	(11)	I1-Fin:	28.51	(14)	0.48
			Fin:	55.72	(10)				0.69
Total:	Int1:	1:21.61	(9)				0.93		
	Fin:	1:50.12	(5)				1.15		
18 GOERGL Elisabeth	AUT	Run1:	Int1:	27.66	(8)	I1-Fin:	26.73	(10)	0.51
			Fin:	54.39	(8)				1.09
		Run2:	Int1:	27.07	(5)	I1-Fin:	32.17	(25)	0.34
			Fin:	DQ					
Total:	Int1:								
	Fin:	DQ							
19 OESTER Marlies	SUI	Run1:	Int1:	28.38	(21)	I1-Fin:	26.77	(12)	1.23
			Fin:	55.15	(15)				1.85
		Run2:	Int1:	27.80	(26)	I1-Fin:	28.44	(12)	1.07
			Fin:	56.24	(20)				1.21
Total:	Int1:	1:22.95	(18)				2.27		
	Fin:	1:51.39	(12)				2.42		
20 TRUPPE Karin	AUT	Run1:	Int1:	28.13	(17)	I1-Fin:	27.53	(27)	0.98
			Fin:	55.66	(20)				2.36
		Run2:	Int1:	27.26	(12)	I1-Fin:	28.76	(21)	0.53
			Fin:	56.02	(18)				0.99
Total:	Int1:	1:22.92	(17)				2.24		
	Fin:	1:51.68	(17)				2.71		
21 EKMAN Susanne	SWE	Run1:	Int1:	29.31	(49)	I1-Fin:	27.96	(36)	2.16
			Fin:	57.27	(41)				3.97
		Run2:	Int1:			I1-Fin:			
			Fin:	DNQ					
Total:	Int1:								
	Fin:	DNQ							
22 FLEISS Nika	CRO	Run1:	Int1:	28.98	(37)	I1-Fin:	27.50	(24)	1.83
			Fin:	56.48	(31)				3.18
		Run2:	Int1:			I1-Fin:			
			Fin:	DNQ					
Total:	Int1:								
	Fin:	DNQ							



AUDI FIS SKI WORLD CUP
4th LADIES SLALOM 2nd RUN
PERFORMANCE ANALYSIS 2



Number of Competitors: 62

Bib	Name	Nation	Positions			Partials			Difference
			Pos.	Time	Rank	Pos.	Time	Rank	Time
23	GRUENENFELDER Corina	SUI	Run1:	Int1: 28.58 (27) Fin: DNF		I1-Fin:		1.43	
			Run2:	Int1: Fin: DNF		I1-Fin:			
			Total:	Int1: Fin: DNF					
24	CERESA Annalisa	ITA	Run1:	Int1: 28.52 (26) Fin: 56.03 (23)		I1-Fin: 27.51 (26)		1.37 2.73	
			Run2:	Int1: 28.06 (27) Fin: 56.69 (22)		I1-Fin: 28.63 (17)		1.33 1.66	
			Total:	Int1: 1:24.09 (27) Fin: 1:52.72 (23)				3.41 3.75	
25	VIDAL Vanessa	FRA	Run1:	Int1: 29.32 (50) Fin: 57.08 (38)		I1-Fin: 27.76 (33)		2.17 3.78	
			Run2:	Int1: Fin: DNQ		I1-Fin:			
			Total:	Int1: Fin: DNQ					
26	KIRCHGASSER Michaela	AUT	Run1:	Int1: 28.39 (22) Fin: 56.72 (33)		I1-Fin: 28.33 (45)		1.24 3.42	
			Run2:	Int1: Fin: DNQ		I1-Fin:			
			Total:	Int1: Fin: DNQ					
27	MOELGG Manuela	ITA	Run1:	Int1: 28.45 (24) Fin: 55.69 (21)		I1-Fin: 27.24 (18)		1.30 2.39	
			Run2:	Int1: Fin: DNF		I1-Fin:			
			Total:	Int1: Fin: DNF					
28	BREMSETH Lisa	NOR	Run1:	Int1: 29.22 (45) Fin: 56.72 (33)		I1-Fin: 27.50 (24)		2.07 3.42	
			Run2:	Int1: Fin: DNQ		I1-Fin:			
			Total:	Int1: Fin: DNQ					
29	STIEGLER Resi	USA	Run1:	Int1: 28.32 (19) Fin: 55.53 (18)		I1-Fin: 27.21 (17)		1.17 2.23	
			Run2:	Int1: 27.46 (20) Fin: 55.92 (14)		I1-Fin: 28.46 (13)		0.73 0.89	
			Total:	Int1: 1:22.99 (19) Fin: 1:51.45 (13)				2.31 2.48	
30	ZUZULOVA Veronika	SVK	Run1:	Int1: 28.74 (33) Fin: 56.41 (30)		I1-Fin: 27.67 (30)		1.59 3.11	
			Run2:	Int1: 26.73 (1) Fin: 55.53 (8)		I1-Fin: 28.80 (22)		0.00 0.50	
			Total:	Int1: 1:23.14 (21) Fin: 1:51.94 (19)				2.46 2.97	



AUDI FIS SKI WORLD CUP
4th LADIES SLALOM 2nd RUN
PERFORMANCE ANALYSIS 2



Number of Competitors: 62

Bib	Name	Nation	Positions			Partials			Difference Time
			Pos.	Time	Rank	Pos.	Time	Rank	
31	GOETSCHL Renate	AUT	Run1:	Int1: 28.78 (34) Fin: DQ		I1-Fin:		1.63	
			Run2:	Int1: Fin: DQ		I1-Fin:			
			Total:	Int1: Fin: DQ					
32	VIKEN Line	NOR	Run1:	Int1: 28.62 (28) Fin: 56.18 (26)		I1-Fin: 27.56 (28)		1.47 2.88	
			Run2:	Int1: 27.11 (7) Fin: 55.38 (4)		I1-Fin: 28.27 (8)		0.38 0.35	
			Total:	Int1: 1:23.29 (23) Fin: 1:51.56 (15)				2.61 2.59	
33	MORANDINI Claudia	ITA	Run1:	Int1: 29.55 (52) Fin: DQ		I1-Fin:		2.40	
			Run2:	Int1: Fin: DQ		I1-Fin:			
			Total:	Int1: Fin: DQ					
34	BIAVASCHI Elisabetta	ITA	Run1:	Int1: 29.16 (41) Fin: 56.93 (35)		I1-Fin: 27.77 (34)		2.01 3.63	
			Run2:	Int1: Fin: DNQ		I1-Fin:			
			Total:	Int1: Fin: DNQ					
35	RAITA Henna	FIN	Run1:	Int1: 29.15 (40) Fin: 56.31 (27)		I1-Fin: 27.16 (16)		2.00 3.01	
			Run2:	Int1: 27.38 (15) Fin: 55.41 (5)		I1-Fin: 28.03 (3)		0.65 0.38	
			Total:	Int1: 1:23.69 (25) Fin: 1:51.72 (18)				3.01 2.75	
36	BORSSEN Therese	SWE	Run1:	Int1: 28.72 (32) Fin: 56.14 (24)		I1-Fin: 27.42 (23)		1.57 2.84	
			Run2:	Int1: 26.98 (3) Fin: 56.00 (16)		I1-Fin: 29.02 (23)		0.25 0.97	
			Total:	Int1: 1:23.12 (20) Fin: 1:52.14 (20)				2.44 3.17	
37	RIESCH Maria	GER	Run1:	Int1: 29.14 (39) Fin: DNF		I1-Fin:		1.99	
			Run2:	Int1: Fin: DNF		I1-Fin:			
			Total:	Int1: Fin: DNF					
38	ZAKOURILOVA Petra	CZE	Run1:	Int1: 28.36 (20) Fin: 55.62 (19)		I1-Fin: 27.26 (20)		1.21 2.32	
			Run2:	Int1: 27.65 (24) Fin: 55.87 (13)		I1-Fin: 28.22 (7)		0.92 0.84	
			Total:	Int1: 1:23.27 (22) Fin: 1:51.49 (14)				2.59 2.52	



AUDI FIS SKI WORLD CUP
4th LADIES SLALOM 2nd RUN
PERFORMANCE ANALYSIS 2



Number of Competitors: 62

Bib Name	Nation	Positions			Partials			Difference
		Pos.	Time	Rank	Pos.	Time	Rank	Time
39 BERNTSEN Hedda	NOR	Run1:	Int1: 29.16 (41)		I1-Fin: 28.14 (41)		2.01	
			Fin: 57.30 (42)					4.00
		Run2:	Int1: DNQ		I1-Fin:			
		Total:	Int1: DNQ					
			Fin: DNQ					
40 JELUSIC Ana	CRO	Run1:	Int1: 28.64 (30)		I1-Fin: 27.73 (31)		1.49	
			Fin: 56.37 (29)					3.07
		Run2:	Int1: 27.64 (23)		I1-Fin: 28.17 (6)		0.91	
	Fin: 55.81 (12)		0.78					
		Total:		Int1: 1:24.01 (26)				3.33
			Fin: 1:52.18 (21)				3.21	
41 DAUTHERIVES Claire	FRA	Run1:	Int1: 29.45 (51)		I1-Fin: 28.52 (46)		2.30	
			Fin: 57.97 (46)					4.67
		Run2:	Int1: DNQ		I1-Fin:			
		Total:	Int1: DNQ					
			Fin: DNQ					
42 DABIC Lea	SLO	Run1:	Int1: 29.76 (57)		I1-Fin: 28.14 (41)		2.61	
			Fin: 57.90 (45)					4.60
		Run2:	Int1: DNQ		I1-Fin:			
		Total:	Int1: DNQ					
			Fin: DNQ					
43 MANCUSO Julia	USA	Run1:	Int1: 28.63 (29)		I1-Fin: 28.02 (37)		1.48	
			Fin: 56.65 (32)					3.35
		Run2:	Int1: DNQ		I1-Fin:			
		Total:	Int1: DNQ					
			Fin: DNQ					
44 RAICH Carina	AUT	Run1:	Int1: 29.64 (55)		I1-Fin: 28.08 (39)		2.49	
			Fin: 57.72 (43)					4.42
		Run2:	Int1: DNQ		I1-Fin:			
		Total:	Int1: DNQ					
			Fin: DNQ					
45 JANYK Britt	CAN	Run1:	Int1: 29.28 (46)		I1-Fin: 28.79 (49)		2.13	
			Fin: 58.07 (48)					4.77
		Run2:	Int1: DNQ		I1-Fin:			
		Total:	Int1: DNQ					
			Fin: DNQ					
46 BIRKELUND Karina	NOR	Run1:	Int1: 28.43 (23)		I1-Fin: 27.73 (31)		1.28	
			Fin: 56.16 (25)					2.86
		Run2:	Int1: 27.52 (21)		I1-Fin: 27.98 (2)		0.79	
	Fin: 55.50 (7)		0.47					
		Total:		Int1: 1:23.68 (24)				3.00
			Fin: 1:51.66 (16)				2.69	



AUDI FIS SKI WORLD CUP
4th LADIES SLALOM 2nd RUN
PERFORMANCE ANALYSIS 2



Number of Competitors: 62

Bib	Name	Nation	Positions			Partials			Difference
			Pos.	Time	Rank	Pos.	Time	Rank	Time
47	HOELZL Kathrin	GER	Run1:	Int1: 28.94 (36) Fin: 57.26 (40)		I1-Fin: 28.32 (44)		1.79 3.96	
			Run2:	Int1: Fin: DNQ		I1-Fin:			
			Total:	Int1: Fin: DNQ					
48	BACHMANN Silke	ITA	Run1:	Int1: 29.18 (44) Fin: DNF		I1-Fin:		2.03	
			Run2:	Int1: Fin: DNF		I1-Fin:			
			Total:	Int1: Fin: DNF					
49	PEZZEDI Emmi	ITA	Run1:	Int1: 29.69 (56) Fin: 58.49 (50)		I1-Fin: 28.80 (50)		2.54 5.19	
			Run2:	Int1: Fin: DNQ		I1-Fin:			
			Total:	Int1: Fin: DNQ					
50	KARASINSKA Katarzyna	POL	Run1:	Int1: 29.57 (54) Fin: 57.75 (44)		I1-Fin: 28.18 (43)		2.42 4.45	
			Run2:	Int1: Fin: DNQ		I1-Fin:			
			Total:	Int1: Fin: DNQ					
51	HIROI Noriyo	JPN	Run1:	Int1: 29.16 (41) Fin: 56.93 (35)		I1-Fin: 27.77 (34)		2.01 3.63	
			Run2:	Int1: Fin: DNQ		I1-Fin:			
			Total:	Int1: Fin: DNQ					
52	BRYDON Emily	CAN	Run1:	Int1: 29.55 (52) Fin: 58.25 (49)		I1-Fin: 28.70 (47)		2.40 4.95	
			Run2:	Int1: Fin: DNQ		I1-Fin:			
			Total:	Int1: Fin: DNQ					
53	KILDOW Lindsey C.	USA	Run1:	Int1: Fin: DNF		I1-Fin:			
			Run2:	Int1: Fin: DNF		I1-Fin:			
			Total:	Int1: Fin: DNF					
54	PITTIN Alessia	ITA	Run1:	Int1: 28.93 (35) Fin: 57.03 (37)		I1-Fin: 28.10 (40)		1.78 3.73	
			Run2:	Int1: Fin: DNQ		I1-Fin:			
			Total:	Int1: Fin: DNQ					



AUDI FIS SKI WORLD CUP
4th LADIES SLALOM 2nd RUN
PERFORMANCE ANALYSIS 2



Number of Competitors: 62

Bib Name	Nation	Positions			Partials			Difference
		Pos.	Time	Rank	Pos.	Time	Rank	Time
55 ALCOTT Chimene	GBR	Run1:	Int1:	29.30	(48)	I1-Fin:		2.15
			Fin:	DNF				
		Run2:	Int1:			I1-Fin:		
			Fin:	DNF				
		Total:	Int1:					
			Fin:	DNF				
56 KOBAL Ana	SLO	Run1:	Int1:	29.05	(38)	I1-Fin:	28.07 (38)	1.90
			Fin:	57.12	(39)			3.82
		Run2:	Int1:			I1-Fin:		
			Fin:	DNQ				
		Total:	Int1:					
			Fin:	DNQ				
57 RIENDA CONTRERAS M.	SPA	Run1:	Int1:	29.29	(47)	I1-Fin:	28.70 (47)	2.14
			Fin:	57.99	(47)			4.69
		Run2:	Int1:			I1-Fin:		
			Fin:	DNQ				
		Total:	Int1:					
			Fin:	DNQ				
58 KASHIWAGI Kumiko	JPN	Run1:	Int1:	28.71	(31)	I1-Fin:	27.65 (29)	1.56
			Fin:	56.36	(28)			3.06
		Run2:	Int1:	28.40	(28)	I1-Fin:	28.73 (20)	1.67
			Fin:	57.13	(23)		2.10	
		Total:	Int1:	1:24.76	(28)			4.08
			Fin:	1:53.49	(24)			4.52
59 PERSYN Karen	BEL	Run1:	Int1:	29.99	(58)	I1-Fin:		2.84
			Fin:	DNF				
		Run2:	Int1:			I1-Fin:		
			Fin:	DNF				
		Total:	Int1:					
			Fin:	DNF				
60 HATERMA Noora	FIN	Run1:	Int1:			I1-Fin:		
			Fin:	DNS				
		Run2:	Int1:			I1-Fin:		
			Fin:	DNS				
		Total:	Int1:					
			Fin:	DNS				
61 LOLOVIC Jelena	JUG	Run1:	Int1:	30.50	(59)	I1-Fin:	29.07 (51)	3.35
			Fin:	59.57	(51)			6.27
		Run2:	Int1:			I1-Fin:		
			Fin:	DNQ				
		Total:	Int1:					
			Fin:	DNQ				



AUDI FIS SKI WORLD CUP
 4th LADIES SLALOM 2nd RUN
PERFORMANCE ANALYSIS 2




Number of Competitors: 62

Bib Name	Nation	Positions			Partials			Difference	
		Pos.	Time	Rank	Pos.	Time	Rank	Time	
62 STAFFENOVA Jana	SVK	Run1:	Int1:	30.53	(60)	I1-Fin:	30.22	(52)	3.38
			Fin:	1:00.75	(52)				7.45
		Run2:	Int1:			I1-Fin:			
			Fin:	DNQ					
	Total:	Int1:							
		Fin:	DNQ						

LEGEND									
Pos	Intermediate or Speed Position	DNQ	Did Not Qualify	DNF	Did Not Finish	Run2	Second Run	Run1	First Run
Total	First + Second Run	Int1:	Intermediate 1	DNS	Did Not Start	DQ	Disqualified	Fin:	Finish



AUDI FIS SKI WORLD CUP



AUDI FIS SKI WORLD CUP AFTER 4th LADIES SLALOM SLALOM FIS WCSL LIST

29 NOV 2003 Park City (USA)
16 DEC 2003 Madonna di Campiglio (ITA)
17 DEC 2003 Madonna di Campiglio (ITA)
28 DEC 2003 Lienz (AUT)

Number of Competitors: 57

Rank	FIS Code	Name	Nation	1	2	3	4	Base	- X	+ Y	= WCSL-SL
1	505483	PAERSON Anja	SWE	100	100	80	100	548	219	380	709
2	385022	KOSTELIC Janica	CRO	-	-	-	-	810	324	-	486
3	55590	SCHILD Marlies	AUT	60	36	60	9	422	169	165	418
4	55690	HOSP Nicole	AUT	-	60	100	80	286	114	240	412
5	195249	PEQUEGNOT Laure	FRA	50	80	22	-	377	151	152	378
6	185140	POUTIAINEN Tanja	FIN	36	32	40	29	393	157	137	373
7	195377	PASCAL Christel	FRA	-	50	18	32	381	152	100	329
8	205636	BERGMANN-SCHMUDERER	GER	-	20	45	60	265	106	125	284
9	205378	ERTL Martina	GER	45	29	32	24	228	91	130	267
10	515268	NEF Sonja	SUI	80	14	9	40	205	82	143	266
11	535825	KOZNICK Kristina	USA	26	45	29	-	212	85	100	227
12	505187	OTTOSSON Anna	SWE	29	40	-	36	166	66	105	205
13	205115	GERG Annemarie	GER	16	10	24	50	166	66	100	200
14	55302	EGGER Sabine	AUT	24	15	13	26	193	77	78	194
15	295435	GIUS Nicole	ITA	32	-	-	-	264	106	32	190
16	425051	ROGNMO Trine-bakke	NOR	12	26	-	45	147	59	83	171
17	536481	SCHLEPER Sarah	USA	-	24	29	-	186	74	53	165
18	505084	NOWEN Ylva	SWE	-	-	-	-	265	106	-	159
19	155415	ZAHROBSKA Sarka	CZE	40	18	16	-	107	43	74	138
20	55576	GOERGL Elisabeth	AUT	-	9	50	-	112	45	59	126
21	515370	OESTER Marlies	SUI	11	-	5	22	123	49	38	112
22	55359	TRUPPE Karin	AUT	10	12	7	14	93	37	43	99
23	55691	SPONRING Christine	AUT	22	-	36	-	49	20	58	87
24	505271	EKMAN Susanne	SWE	8	7	12	-	91	36	27	82
25	385027	FLEISS Nika	CRO	15	12	11	-	71	28	38	81
26	295265	CERESA Annalisa	ITA	-	16	8	8	66	26	32	72
27	515092	GRUENENFELDER Corina	SUI	14	13	6	-	61	24	33	70
28	537772	STIEGLER Resi	USA	-	6	20	20	24	10	46	60
29	415069	RIEGLER Claudia	NZE	-	-	-	-	99	40	-	59
30	195215	VIDAL Vanessa	FRA	6	-	-	-	86	34	6	58
31	705287	ZUZULOVA Veronika	SVK	18	22	-	12	-	-	52	52
32	55759	KIRCHGASSER Michaela	AUT	13	-	14	-	40	16	27	51
33	425458	VIKEN Line	NOR	-	-	4	16	48	19	20	49

28-12-2003 / Lienz (AUT) / 5623

Page 1/3

www.fis-ski.com

Generation Date: SUN 28 DEC 2003


Time: 14:37 Swatch Internet Time: @609

Document: 60A 1.0





AUDI FIS SKI WORLD CUP



AUDI FIS SKI WORLD CUP AFTER 4th LADIES SLALOM SLALOM FIS WCSL LIST

29 NOV 2003 Park City (USA)
16 DEC 2003 Madonna di Campiglio (ITA)
17 DEC 2003 Madonna di Campiglio (ITA)
28 DEC 2003 Lienz (AUT)

Number of Competitors: 57

Rank	FIS Code	Name	Nation	1	2	3	4	Base	- X	+ Y	= WCSL-SL
34	505610	BORSSEN Therese	SWE	20	-	15	11	-	-	46	46
35	296259	MOELGG Manuela	ITA	-	8	-	-	62	25	8	45
36	425380	BREMSETH Lisa	NOR	9	-	-	-	56	22	9	43
37	565097	PRETNAR Spela	SLO	-	-	-	-	64	26	-	38
38	425359	BERNTSEN Hedda	NOR	-	-	-	-	55	22	-	33
38	185058	RAITA Henna	FIN	-	-	-	13	33	13	13	33
40	155047	ZAKOURILOVA Petra	CZE	7	-	-	18	10	4	25	31
41	106022	JANYK Britt	CAN	-	-	-	-	50	20	-	30
42	55388	RAICH Carina	AUT	-	-	-	-	49	20	-	29
43	206001	RIESCH Maria	GER	-	5	10	-	22	9	15	28
44	565207	DABIC Lea	SLO	-	-	-	-	43	17	-	26
45	425443	BIRKELUND Karina	NOR	-	4	-	15	-	-	19	19
46	385032	JELUSIC Ana	CRO	5	-	-	10	-	-	15	15
47	537545	MANCUSO Julia	USA	4	-	-	-	17	7	4	14
48	295738	BACHMANN Silke	ITA	-	-	-	-	18	7	-	11
48	296008	MERIGHETTI Daniela	ITA	-	-	-	-	18	7	-	11
48	495065	RIENDA CONTRERAS M.	SPA	-	-	-	-	19	8	-	11
51	296073	MORANDINI Claudia	ITA	-	-	-	-	15	6	-	9
52	305092	KASHIWAGI Kumiko	JPN	-	-	-	7	-	-	7	7
53	565004	BOKAL Natasa	SLO	-	-	-	-	10	4	-	6
54	105741	FORSYTH Allison	CAN	-	-	-	-	6	2	-	4
54	505335	HULTDIN Malin	SWE	-	-	-	-	7	3	-	4
54	295445	KARBON Denise	ITA	-	-	-	-	6	2	-	4
57	195912	DE LEYMARIE Florine	FRA	-	-	-	-	4	2	-	2

Number of Competitors per Nation until 60th position

AUT : 8	CAN : 2	CRO : 3	CZE : 2	FIN : 2	FRA : 4
GER : 4	ITA : 7	JPN : 1	NOR : 5	NZE : 1	SLO : 3
SPA : 1	SUI : 3	SVK : 1	SWE : 6	USA : 4	





AUDI FIS SKI WORLD CUP



AUDI FIS SKI WORLD CUP AFTER 4th LADIES SLALOM SLALOM FIS WCSL LIST

LEGEND

Base Last season WCSL points

X (Base / number of planned races in the current season) * number of completed races in the current season

Y WC points won in the current season

WCSL-SL World Cup Start List points for Slalom

28-12-2003 / Lienz (AUT) / 5623

Page 3/3

www.fis-ski.com

Generation Date: SUN 28 DEC 2003


Time: 14:37 Swatch Internet Time: @609

Document: 60A 1.0





AUDI FIS SKI WORLD CUP



AUDI FIS SKI WORLD CUP AFTER 4th LADIES SLALOM OVERALL FIS WCSL LIST


Number of Competitors: 136

Rank	FIS Code	Name	Nation	WCSL	DH	SL	GS	SG	K
1	505483	PAERSON Anja	SWE	1272	–	709 (1)	537 (1)	26 (41)	–
2	385022	KOSTELIC Janica	CRO	1204	91 (19)	486 (2)	181 (14)	246 (10)	200 (1)
3	55069	GOETSCHL Renate	AUT	1092	455 (2)	–	108 (20)	529 (1)	–
4	55198	DORFMEISTER Michaela	AUT	1058	388 (3)	–	206 (12)	428 (3)	36 (13)
5	205378	ERTL Martina	GER	1056	50 (30)	267 (9)	335 (5)	284 (8)	120 (2)
6	195374	MONTILLET Carole	FRA	1033	469 (1)	–	85 (27)	479 (2)	–
7	55690	HOSP Nicole	AUT	918	–	412 (4)	426 (2)	–	80 (6)
8	55212	MEISSNITZER Alexandra	AUT	865	246 (6)	–	270 (6)	349 (4)	–
9	295342	PUTZER Karen	ITA	838	95 (18)	–	348 (4)	345 (5)	50 (10)
10	536138	CLARK Kirsten L	USA	773	304 (5)	–	111 (18)	340 (6)	18 (19)
11	205117	GERG Hilde	GER	661	348 (4)	–	7 (48)	306 (7)	–
12	185140	POUTIAINEN Tanja	FIN	604	–	373 (6)	231 (9)	–	–
13	515268	NEF Sonja	SUI	534	–	266 (10)	268 (7)	–	–
14	55590	SCHILD Marlies	AUT	476	–	418 (3)	8 (47)	–	50 (10)
15	55261	OBERMOSER Brigitte	AUT	454	149 (13)	–	74 (31)	209 (13)	22 (17)
16	505187	OTTOSSON Anna	SWE	426	–	205 (12)	193 (13)	28 (38)	–
17	295136	CECCARELLI Daniela	ITA	419	147 (14)	–	4 (54)	253 (9)	15 (22)
17	515098	REY BELLET Corinne	SUI	419	207 (7)	–	–	212 (12)	–
19	536477	MENDES Jonna	USA	405	184 (9)	–	1 (62)	220 (11)	–
20	206001	RIESCH Maria	GER	379	198 (8)	28 (43)	5 (51)	43 (31)	105 (3)
21	195249	PEQUEGNOT Laure	FRA	378	–	378 (5)	–	–	–
22	295445	KARBON Denise	ITA	374	–	4 (54)	370 (3)	–	–
23	195377	PASCAL Christel	FRA	358	–	329 (7)	29 (38)	–	–
24	536481	SCHLEPER Sarah	USA	345	–	165 (17)	180 (15)	–	–
25	105546	TURGEON Melanie	CAN	344	166 (11)	–	–	178 (14)	–
26	536473	LALIVE Caroline	USA	309	86 (20)	–	36 (36)	135 (15)	52 (9)
27	515370	OESTER Marlies	SUI	308	–	112 (21)	96 (25)	–	100 (4)
28	535825	KOZNICK Kristina	USA	295	–	227 (11)	68 (34)	–	–
29	295435	GIUS Nicole	ITA	288	–	190 (15)	98 (24)	–	–
30	205636	BERGMANN-SCHMUDERER	GER	284	–	284 (8)	–	–	–
30	55576	GOERGL Elisabeth	AUT	284	–	126 (20)	158 (16)	–	–
32	495065	RIENDA CONTRERAS M.	SPA	265	–	11 (48)	254 (8)	–	–
33	505084	NOWEN Ylva	SWE	262	–	159 (18)	103 (21)	–	–
34	106056	SIMARD Genevieve	CAN	261	21 (43)	–	91 (26)	111 (16)	38 (12)
35	515409	BERTHOD Sylviane	SUI	241	173 (10)	–	–	68 (23)	–
36	425001	FLEMMEN Andrine	NOR	232	5 (59)	–	215 (11)	12 (54)	–





AUDI FIS SKI WORLD CUP



AUDI FIS SKI WORLD CUP AFTER 4th LADIES SLALOM OVERALL FIS WCSL LIST

Number of Competitors: 136

Rank	FIS Code	Name	Nation	WCSL	DH	SL	GS	SG	K
37	565243	MAZE Tina	SLO	224	-	-	224 (10)	-	-
38	195671	JACQUEMOD Ingrid	FRA	213	126 (15)	-	-	87 (19)	-
39	205115	GERG Annemarie	GER	201	-	200 (13)	1 (62)	-	-
40	295588	KOSTNER Isolde	ITA	200	107 (16)	-	-	93 (18)	-
41	515348	BORGHI Catherine	SUI	195	157 (12)	-	-	22 (43)	16 (20)
41	155415	ZAHROBSKA Sarka	CZE	195	-	138 (19)	2 (60)	-	55 (8)
43	55302	EGGER Sabine	AUT	194	-	194 (14)	-	-	-
44	537545	MANCUSO Julia	USA	184	29 (33)	14 (47)	3 (56)	57 (26)	81 (5)
45	515573	AUFDENBLATTEN Fraenzi	SUI	175	21 (43)	-	72 (32)	66 (24)	16 (20)
46	105997	BRYDON Emily	CAN	174	69 (25)	-	-	81 (21)	24 (15)
47	296259	MOELGG Manuela	ITA	172	-	45 (35)	102 (23)	1 (61)	24 (15)
48	425051	ROGNMO Trine-bakke	NOR	171	-	171 (16)	-	-	-
49	55313	ROHREGGER Eveline	AUT	170	-	-	84 (29)	86 (20)	-
50	515170	STYGER Nadia	SUI	164	84 (21)	-	22 (42)	58 (25)	-
51	55539	BERGER Silvia	AUT	161	-	-	110 (19)	51 (28)	-
51	105741	FORSYTH Allison	CAN	161	-	4 (54)	157 (17)	-	-
53	55538	WIRTH Katja	AUT	157	72 (23)	-	-	71 (22)	14 (23)
54	505632	LINDELL-VIKARBY Jessica	SWE	143	37 (32)	-	26 (41)	19 (47)	61 (7)
55	565037	SUHADOLC Mojca	SLO	135	40 (31)	-	-	95 (17)	-
56	106022	JANYK Britt	CAN	115	-	30 (41)	85 (27)	-	-
57	205392	HAEUSL Regina	GER	110	79 (22)	-	-	31 (36)	-
57	205820	HUBER Isabelle	GER	110	96 (17)	-	-	14 (52)	-
59	55691	SPONRING Christine	AUT	108	21 (43)	87 (23)	-	-	-
60	355002	HEEB-BATLINER Birgit	LIE	103	-	-	103 (21)	-	-
61	55359	TRUPPE Karin	AUT	99	-	99 (22)	-	-	-
62	195503	SUCHET Melanie	FRA	97	56 (28)	-	-	41 (33)	-
63	295449	KLEON Barbara	ITA	93	65 (26)	-	15 (45)	13 (53)	-
64	537772	STIEGLER Resi	USA	86	-	60 (28)	-	-	26 (14)
65	505271	EKMAN Susanne	SWE	85	-	82 (24)	3 (56)	-	-
66	515403	MUELLER Tamara	SUI	82	27 (35)	-	-	55 (27)	-
67	385027	FLEISS Nika	CRO	81	-	81 (25)	-	-	-
67	296008	MERIGHETTI Daniela	ITA	81	-	11 (48)	70 (33)	-	-
69	55588	RUMPFHUBER Ingrid	AUT	80	59 (27)	-	-	21 (45)	-
70	55596	WILHELM Kathrin	AUT	78	72 (23)	-	-	6 (57)	-
71	425389	NILSEN Stina Hofgard	NOR	76	-	-	76 (30)	-	-
72	295265	CERESA Annalisa	ITA	72	-	72 (26)	-	-	-





AUDI FIS SKI WORLD CUP



AUDI FIS SKI WORLD CUP AFTER 4th LADIES SLALOM OVERALL FIS WCSL LIST

Number of Competitors: 136

Rank	FIS Code	Name	Nation	WCSL	DH	SL	GS	SG	K
73	55052	SCHNEIDER Tanja	AUT	71	28 (34)	–	5 (51)	38 (35)	–
74	515092	GRUENENFELDER Corina	SUI	70	–	70 (27)	–	–	–
75	195837	MATTEL Magda	FRA	64	24 (37)	–	–	40 (34)	–
76	55759	KIRCHGASSER Michaela	AUT	60	–	51 (32)	9 (46)	–	–
77	415069	RIEGLER Claudia	NZE	59	–	59 (29)	–	–	–
78	195215	VIDAL Vanessa	FRA	58	–	58 (30)	–	–	–
79	295738	BACHMANN Silke	ITA	55	–	11 (48)	44 (35)	–	–
80	295533	RECCHIA Lucia	ITA	54	9 (52)	–	–	45 (30)	–
81	536884	LUDLOW Libby	USA	53	11 (51)	–	–	42 (32)	–
81	515560	SCHILD Martina	SUI	53	53 (29)	–	–	–	–
83	705287	ZUZULOVA Veronika	SVK	52	–	52 (31)	–	–	–
84	225206	ALCOTT Chimene	GBR	51	18 (46)	–	6 (49)	27 (40)	–
85	425458	VIKEN Line	NOR	49	–	49 (33)	–	–	–
86	565207	DABIC Lea	SLO	48	–	26 (44)	–	–	22 (17)
86	55339	LECHNER Martina	AUT	48	–	–	–	48 (29)	–
88	505610	BORSSEN Therese	SWE	46	–	46 (34)	–	–	–
88	515429	DUMERMUTH Monika	SUI	46	25 (36)	–	–	21 (45)	–
90	425380	BREMSETH Lisa	NOR	43	–	43 (36)	–	–	–
91	55290	HEREGGER Selina	AUT	42	23 (38)	–	–	19 (47)	–
92	505260	HARGIN Janette	SWE	41	22 (40)	–	–	19 (47)	–
93	565097	PRETNAR Spela	SLO	39	–	38 (37)	1 (62)	–	–
94	425359	BERNTSEN Hedda	NOR	33	–	33 (38)	–	–	–
94	515095	KUMMER Lilian	SUI	33	–	–	33 (37)	–	–
94	185058	RAITA Henna	FIN	33	–	33 (38)	–	–	–
94	495318	RUIZ CASTILLO Carolina	SPA	33	–	–	2 (60)	31 (36)	–
98	535529	MONAHAN Kathleen	USA	31	9 (52)	–	–	22 (43)	–
98	155047	ZAKOURILOVA Petra	CZE	31	–	31 (40)	–	–	–
100	195920	GIVELET Anne-Laure	FRA	30	22 (40)	–	–	8 (56)	–
100	485062	ZELENSKAJA Warwara	RUS	30	2 (61)	–	–	28 (38)	–
102	295927	PLANATSCHER Maddalena	ITA	29	–	–	29 (38)	–	–
102	55388	RAICH Carina	AUT	29	–	29 (42)	–	–	–
104	195931	PELTIER Audrey	FRA	27	–	–	27 (40)	–	–
105	295463	BASSIS Patrizia	ITA	26	7 (56)	–	–	19 (47)	–
105	515166	PIEREN Tanja	SUI	26	–	–	–	26 (41)	–
107	515478	ALPIGER Ella	SUI	23	8 (55)	–	–	15 (51)	–
107	515496	IMLIG Corinne	SUI	23	23 (38)	–	–	–	–





AUDI FIS SKI WORLD CUP



AUDI FIS SKI WORLD CUP AFTER 4th LADIES SLALOM OVERALL FIS WCSL LIST

Number of Competitors: 136

Rank	FIS Code	Name	Nation	WCSL	DH	SL	GS	SG	K
109	537544	KILDOW Lindsey C.	USA	22	22 (40)	-	-	-	-
110	385032	JELUSIC Ana	CRO	21	-	15 (46)	6 (49)	-	-
110	195868	MEILLEUR Karine	FRA	21	15 (48)	-	-	6 (57)	-
112	425443	BIRKELUND Karina	NOR	19	-	19 (45)	-	-	-
113	195927	LAZIER Laurence	FRA	17	-	-	17 (43)	-	-
114	565109	DOVZAN Alenka	SLO	16	-	-	16 (44)	-	-
114	105662	LEFRANCOIS Anne Marie	CAN	16	16 (47)	-	-	-	-
116	537446	MCCARTY Bryna	USA	14	14 (49)	-	-	-	-
116	106402	VANDERBEEK Kelly	CAN	14	14 (49)	-	-	-	-
118	205119	HALTMAYR Petra	GER	11	1 (62)	-	-	10 (55)	-
119	296217	COLETTI Alexandra	ITA	9	9 (52)	-	-	-	-
119	195311	DUVILLARD Julie	FRA	9	4 (60)	-	5 (51)	-	-
119	296073	MORANDINI Claudia	ITA	9	-	9 (51)	-	-	-
122	55383	BLASER Karin	AUT	7	7 (56)	-	-	-	-
122	305092	KASHIWAGI Kumiko	JPN	7	-	7 (52)	-	-	-
122	536479	POWERS Alison	USA	7	7 (56)	-	-	-	-
125	565004	BOKAL Natasa	SLO	6	-	6 (53)	-	-	-
126	515534	DICHT Erika	SUI	4	-	-	4 (54)	-	-
126	505335	HULTDIN Malin	SWE	4	-	4 (54)	-	-	-
126	295462	MAJ Chiara	ITA	4	-	-	-	4 (59)	-
129	515766	SUTER Fabienne	SUI	3	-	-	3 (56)	-	-
129	295800	TAGLIABUE Elena	ITA	3	-	-	-	3 (60)	-
129	295807	VIERIN Sonia	ITA	3	-	-	3 (56)	-	-
132	195912	DE LEYMARIE Florine	FRA	2	-	2 (57)	-	-	-
133	485217	ALIEVA Olesja	RUS	1	-	-	1 (62)	-	-
133	195193	DUVILLARD Kristina	FRA	1	-	-	1 (62)	-	-
133	495107	GALINDO SANTOLARIA Ana	SPA	1	-	-	1 (62)	-	-
133	195291	PELLAT-FINET Caroline	FRA	1	-	-	1 (62)	-	-

LEGEND

GS Giant Slalom points **SG** Super-G points **DH** Downhill points **WCSL** Overall points **SL** Slalom points
K Combined points

28-12-2003 / Lienz (AUT) / 5623

Page 4/4

www.fis-ski.com

Generation Date: SUN 28 DEC 2003

Time: 14:37 Swatch Internet Time: @609

Document: 60B 1.0





AUDI FIS SKI WORLD CUP



AUDI FIS SKI WORLD CUP 4th LADIES SLALOM SLALOM FIS WORLD CUP STANDINGS

29 NOV 2003 Park City (USA)
16 DEC 2003 Madonna di Campiglio (ITA)
17 DEC 2003 Madonna di Campiglio (ITA)
28 DEC 2003 Lienz (AUT)

Number of Competitors: 40

Rank	FIS Code	Name	Nation	1	2	3	4	WC-SL	Diff.
1	505483	PAERSON Anja	SWE	100	100	80	100	380	
2	55690	HOSP Nicole	AUT	-	60	100	80	240	- 140
3	55590	SCHILD Marlies	AUT	60	36	60	9	165	- 215
4	195249	PEQUEGNOT Laure	FRA	50	80	22	-	152	- 228
5	515268	NEF Sonja	SUI	80	14	9	40	143	- 237
6	185140	POUTIAINEN Tanja	FIN	36	32	40	29	137	- 243
7	205378	ERTL Martina	GER	45	29	32	24	130	- 250
8	205636	BERGMANN-SCHMUDERER	GER	-	20	45	60	125	- 255
9	505187	OTTOSSON Anna	SWE	29	40	-	36	105	- 275
10	205115	GERG Annemarie	GER	16	10	24	50	100	- 280
10	535825	KOZNICK Kristina	USA	26	45	29	-	100	- 280
10	195377	PASCAL Christel	FRA	-	50	18	32	100	- 280
13	425051	ROGNMO Trine-bakke	NOR	12	26	-	45	83	- 297
14	55302	EGGER Sabine	AUT	24	15	13	26	78	- 302
15	155415	ZAHROBSKA Sarka	CZE	40	18	16	-	74	- 306
16	55576	GOERGL Elisabeth	AUT	-	9	50	-	59	- 321
17	55691	SPONRING Christine	AUT	22	-	36	-	58	- 322
18	536481	SCHLEPER Sarah	USA	-	24	29	-	53	- 327
19	705287	ZUZULOVA Veronika	SVK	18	22	-	12	52	- 328
20	505610	BORSSSEN Therese	SWE	20	-	15	11	46	- 334
20	537772	STIEGLER Resi	USA	-	6	20	20	46	- 334
22	55359	TRUPPE Karin	AUT	10	12	7	14	43	- 337
23	385027	FLEISS Nika	CRO	15	12	11	-	38	- 342
23	515370	OESTER Marlies	SUI	11	-	5	22	38	- 342
25	515092	GRUENENFELDER Corina	SUI	14	13	6	-	33	- 347
26	295265	CERESA Annalisa	ITA	-	16	8	8	32	- 348
26	295435	GIUS Nicole	ITA	32	-	-	-	32	- 348
28	505271	EKMAN Susanne	SWE	8	7	12	-	27	- 353
28	55759	KIRCHGASSER Michaela	AUT	13	-	14	-	27	- 353
30	155047	ZAKOURILOVA Petra	CZE	7	-	-	18	25	- 355
31	425458	VIKEN Line	NOR	-	-	4	16	20	- 360
32	425443	BIRKELUND Karina	NOR	-	4	-	15	19	- 361
33	385032	JELUSIC Ana	CRO	5	-	-	10	15	- 365

28-12-2003 / Lienz (AUT) / 5623

Page 1/2

www.fis-ski.com

Generation Date: SUN 28 DEC 2003

Time: 14:37 Swatch Internet Time: @609

Document: 25A 1.0





AUDI FIS SKI WORLD CUP



AUDI FIS SKI WORLD CUP 4th LADIES SLALOM SLALOM FIS WORLD CUP STANDINGS

29 NOV 2003 Park City (USA)
 16 DEC 2003 Madonna di Campiglio (ITA)
 17 DEC 2003 Madonna di Campiglio (ITA)
 28 DEC 2003 Lienz (AUT)

Number of Competitors: 40

Rank	FIS Code	Name	Nation	1	2	3	4	WC-SL	Diff.
33	206001	RIESCH Maria	GER	-	5	10	-	15	- 365
35	185058	RAITA Henna	FIN	-	-	-	13	13	- 367
36	425380	BREMSETH Lisa	NOR	9	-	-	-	9	- 371
37	296259	MOELGG Manuela	ITA	-	8	-	-	8	- 372
38	305092	KASHIWAGI Kumiko	JPN	-	-	-	7	7	- 373
39	195215	VIDAL Vanessa	FRA	6	-	-	-	6	- 374
40	537545	MANCUSO Julia	USA	4	-	-	-	4	- 376

LEGEND
 WC-SL World Cup points for Slalom Diff. Points Difference
 28-12-2003 / Lienz (AUT) / 5623





AUDI FIS SKI WORLD CUP



AUDI FIS SKI WORLD CUP 4th LADIES SLALOM OVERALL FIS WORLD CUP STANDINGS


Number of Competitors: 98

Rank	FIS Code	Name	Nation	Points	DH	SL	GS	SG	K
					3 races	4 races	4 races	1 race	
1	505483	PAERSON Anja	SWE	610	-	380 (1)	230 (2)	-	-
2	55690	HOSP Nicole	AUT	500	-	240 (2)	260 (1)	-	-
3	55069	GOETSCHL Renate	AUT	386	180 (3)	-	106 (11)	100 (1)	-
4	205378	ERTL Martina	GER	346	5 (40)	130 (7)	182 (4)	29 (9)	-
5	195374	MONTILLET Carole	FRA	322	236 (1)	-	54 (20)	32 (8)	-
6	185140	POUTIAINEN Tanja	FIN	276	-	137 (6)	139 (5)	-	-
7	205117	GERG Hilde	GER	265	205 (2)	-	-	60 (3)	-
8	55198	DORFMEISTER Michaela	AUT	253	125 (4)	-	48 (22)	80 (2)	-
9	515268	NEF Sonja	SUI	231	-	143 (5)	88 (12)	-	-
10	55212	MEISSNITZER Alexandra	AUT	230	100 (6)	-	127 (7)	3 (28)	-
11	536138	CLARK Kirsten L	USA	217	93 (7)	-	74 (15)	50 (4)	-
12	505187	OTTOSSON Anna	SWE	193	-	105 (9)	88 (12)	-	-
13	55576	GOERGL Elisabeth	AUT	184	-	59 (16)	125 (8)	-	-
13	295445	KARBON Denise	ITA	184	-	-	184 (3)	-	-
15	55590	SCHILD Marlies	AUT	173	-	165 (3)	8 (35)	-	-
16	536481	SCHLEPER Sarah	USA	163	-	53 (18)	110 (9)	-	-
17	206001	RIESCH Maria	GER	158	121 (5)	15 (33)	-	22 (12)	-
18	195249	PEQUEGNOT Laure	FRA	152	-	152 (4)	-	-	-
19	495065	RIENDA CONTRERAS M.	SPA	136	-	-	136 (6)	-	-
19	515170	STYGER Nadia	SUI	136	71 (11)	-	20 (32)	45 (5)	-
21	535825	KOZNICK Kristina	USA	129	-	100 (10)	29 (27)	-	-
22	205636	BERGMANN-SCHMUDERER	GER	125	-	125 (8)	-	-	-
23	195377	PASCAL Christel	FRA	123	-	100 (10)	23 (31)	-	-
24	515370	OESTER Marlies	SUI	111	-	38 (23)	73 (16)	-	-
25	565243	MAZE Tina	SLO	107	-	-	107 (10)	-	-
26	425001	FLEMMEN Andrine	NOR	102	5 (40)	-	85 (14)	12 (19)	-
27	205115	GERG Annemarie	GER	100	-	100 (10)	-	-	-
28	295435	GIUS Nicole	ITA	99	-	32 (26)	67 (19)	-	-
29	515409	BERTHOD Sylviane	SUI	86	82 (8)	-	-	4 (27)	-
30	425051	ROGNMO Trine-bakke	NOR	83	-	83 (13)	-	-	-
31	295449	KLEON Barbara	ITA	82	65 (13)	-	15 (33)	2 (29)	-
31	536477	MENDES Jonna	USA	82	82 (8)	-	-	-	-
33	515348	BORGHY Catherine	SUI	81	81 (10)	-	-	-	-
34	105997	BRYDON Emily	CAN	80	66 (12)	-	-	14 (17)	-
35	55302	EGGER Sabine	AUT	78	-	78 (14)	-	-	-
36	296259	MOELGG Manuela	ITA	76	-	8 (37)	68 (18)	-	-





AUDI FIS SKI WORLD CUP



AUDI FIS SKI WORLD CUP 4th LADIES SLALOM OVERALL FIS WORLD CUP STANDINGS

Number of Competitors: 98

Rank	FIS Code	Name	Nation	Points	DH	SL	GS	SG	K
					3 races	4 races	4 races	1 race	
36	155415	ZAHROBSKA Sarka	CZE	76	–	74 (15)	2 (44)	–	–
38	55588	RUMPFHUBER Ingrid	AUT	73	55 (15)	–	–	18 (14)	–
39	295342	PUTZER Karen	ITA	72	–	–	72 (17)	–	–
40	106056	SIMARD Genevieve	CAN	66	21 (28)	–	39 (24)	6 (25)	–
41	515573	AUFDENBLATTEN Fraenzi	SUI	65	21 (28)	–	44 (23)	–	–
42	195837	MATTEL Magda	FRA	64	24 (25)	–	–	40 (6)	–
43	55691	SPONRING Christine	AUT	58	–	58 (17)	–	–	–
44	295136	CECCARELLI Daniela	ITA	56	56 (14)	–	–	–	–
45	105741	FORSYTH Allison	CAN	54	–	–	54 (20)	–	–
46	705287	ZUZULOVA Veronika	SVK	52	–	52 (19)	–	–	–
47	225206	ALCOTT Chimene	GBR	48	18 (31)	–	6 (39)	24 (11)	–
48	55539	BERGER Silvia	AUT	47	–	–	39 (24)	8 (23)	–
48	205820	HUBER Isabelle	GER	47	47 (16)	–	–	–	–
50	505610	BORSSEN Therese	SWE	46	–	46 (20)	–	–	–
50	537772	STIEGLER Resi	USA	46	–	46 (20)	–	–	–
52	536473	LALIVE Caroline	USA	45	26 (23)	–	3 (42)	16 (15)	–
53	55538	WIRTH Katja	AUT	44	18 (31)	–	–	26 (10)	–
54	55359	TRUPPE Karin	AUT	43	–	43 (22)	–	–	–
55	195503	SUCHET Melanie	FRA	42	32 (19)	–	–	10 (21)	–
56	55339	LECHNER Martina	AUT	40	–	–	–	40 (6)	–
56	515560	SCHILD Martina	SUI	40	40 (17)	–	–	–	–
58	385027	FLEISS Nika	CRO	38	–	38 (23)	–	–	–
58	195671	JACQUEMOD Ingrid	FRA	38	24 (25)	–	–	14 (17)	–
60	55759	KIRCHGASSER Michaela	AUT	36	–	27 (28)	9 (34)	–	–
60	55261	OBERMOSER Brigitte	AUT	36	29 (20)	–	7 (37)	–	–
60	55596	WILHELM Kathrin	AUT	36	35 (18)	–	–	1 (30)	–
63	515092	GRUENENFELDER Corina	SUI	33	–	33 (25)	–	–	–
64	295265	CERESA Annalisa	ITA	32	–	32 (26)	–	–	–
65	296008	MERIGHETTI Daniela	ITA	30	–	–	30 (26)	–	–
66	515095	KUMMER Lilian	SUI	29	–	–	29 (27)	–	–
67	295738	BACHMANN Silke	ITA	28	–	–	28 (29)	–	–
67	295588	KOSTNER Isolde	ITA	28	28 (21)	–	–	–	–
69	505271	EKMAN Susanne	SWE	27	–	27 (28)	–	–	–
69	195920	GIVELET Anne-Laure	FRA	27	22 (27)	–	–	5 (26)	–
69	205392	HAEUSL Regina	GER	27	27 (22)	–	–	–	–
69	195931	PELTIER Audrey	FRA	27	–	–	27 (30)	–	–





AUDI FIS SKI WORLD CUP



AUDI FIS SKI WORLD CUP 4th LADIES SLALOM OVERALL FIS WORLD CUP STANDINGS

Number of Competitors: 98

Rank	FIS Code	Name	Nation	Points	DH	SL	GS	SG	K
					3 races	4 races	4 races	1 race	
73	55052	SCHNEIDER Tanja	AUT	26	26 (23)	–	–	–	–
74	155047	ZAKOURILOVA Petra	CZE	25	–	25 (30)	–	–	–
75	515478	ALPIGER Ella	SUI	22	7 (39)	–	–	15 (16)	–
76	537544	KILDOW Lindsey C.	USA	20	20 (30)	–	–	–	–
76	515166	PIEREN Tanja	SUI	20	–	–	–	20 (13)	–
76	425458	VIKEN Line	NOR	20	–	20 (31)	–	–	–
79	425443	BIRKELUND Karina	NOR	19	–	19 (32)	–	–	–
80	537545	MANCUSO Julia	USA	18	–	4 (40)	3 (42)	11 (20)	–
81	55290	HEREGGER Selina	AUT	16	16 (33)	–	–	–	–
82	385032	JELUSIC Ana	CRO	15	–	15 (33)	–	–	–
83	105662	LEFRANCOIS Anne Marie	CAN	14	14 (34)	–	–	–	–
83	106402	VANDERBEEK Kelly	CAN	14	14 (34)	–	–	–	–
85	185058	RAITA Henna	FIN	13	–	13 (35)	–	–	–
86	205119	HALTMAYR Petra	GER	10	–	–	–	10 (21)	–
86	537446	MCCARTY Bryna	USA	10	10 (36)	–	–	–	–
88	425380	BREMSETH Lisa	NOR	9	–	9 (36)	–	–	–
88	296217	COLETTI Alexandra	ITA	9	9 (37)	–	–	–	–
88	195311	DUVILLARD Julie	FRA	9	4 (42)	–	5 (40)	–	–
88	505260	HARGIN Janette	SWE	9	9 (37)	–	–	–	–
92	106022	JANYK Britt	CAN	8	–	–	8 (35)	–	–
93	305092	KASHIWAGI Kumiko	JPN	7	–	7 (38)	–	–	–
93	295927	PLANATSCHER Maddalena	ITA	7	–	–	7 (37)	–	–
93	295533	RECCHIA Lucia	ITA	7	–	–	–	7 (24)	–
96	195215	VIDAL Vanessa	FRA	6	–	6 (39)	–	–	–
97	195927	LAZIER Laurence	FRA	5	–	–	5 (40)	–	–
98	536479	POWERS Alison	USA	2	2 (43)	–	–	–	–

LEGEND

GS Giant Slalom points **SG** Super-G points **DH** Downhill points **Points** Overall points **SL** Slalom points
K Combined points

28-12-2003 / Lienz (AUT) / 5623

Page 3/3

www.fis-ski.com

Generation Date: SUN 28 DEC 2003


Time: 14:37 Swatch Internet Time: @609

Document: 25B 1.0





AUDI FIS SKI WORLD CUP



AUDI FIS SKI WORLD CUP 4th LADIES SLALOM WOMEN FIS NATION CUP


Number of Nations: 17

Place	Nation	Points	Diff.	DH	SL	GS	SG	K
1	AUT Austria	2259		584	670	729	276	-
2	GER Germany	1078	- 1181	405	370	182	121	-
3	SWE Sweden	885	- 1374	9	558	318	-	-
4	SUI Switzerland	854	- 1405	302	214	254	84	-
5	FRA France	815	- 1444	342	258	114	101	-
6	USA United States of America	732	- 1527	233	203	219	77	-
7	ITA Italy	710	- 1549	158	72	471	9	-
8	FIN Finland	289	- 1970	-	150	139	-	-
9	CAN Canada	236	- 2023	115	-	101	20	-
10	NOR Norway	233	- 2026	5	131	85	12	-
11	SPA Spain	136	- 2123	-	-	136	-	-
12	SLO Slovenia	107	- 2152	-	-	107	-	-
13	CZE Czech Republic	101	- 2158	-	99	2	-	-
14	CRO Croatia	53	- 2206	-	53	-	-	-
15	SVK Slovakia	52	- 2207	-	52	-	-	-
16	GBR Great Britain	48	- 2211	18	-	6	24	-
17	JPN Japan	7	- 2252	-	7	-	-	-





AUDI FIS SKI WORLD CUP



AUDI FIS SKI WORLD CUP 4th LADIES SLALOM FIS OVERALL NATION CUP


Number of Nations: 19

Place	Nation	Overall			DH Points			SL Points			GS Points			SG Points			K Points		
		M+W	M	W	M+W	M	W	M+W	M	W	M+W	M	W	M+W	M	W	M+W	M	W
1	AUT	5832	3573	2259	2004	1420	584	1122	452	670	1488	759	729	1218	942	276	-	-	-
2	ITA	1763	1053	710	314	156	158	317	245	72	997	526	471	135	126	9	-	-	-
3	SUI	1618	764	854	580	278	302	281	67	214	427	173	254	330	246	84	-	-	-
4	FRA	1551	736	815	644	302	342	326	68	258	468	354	114	113	12	101	-	-	-
5	USA	1543	811	732	460	227	233	272	69	203	576	357	219	235	158	77	-	-	-
6	NOR	1201	968	233	268	263	5	202	71	131	293	208	85	438	426	12	-	-	-
7	SWE	1186	301	885	91	82	9	628	70	558	382	64	318	85	85	-	-	-	-
8	GER	1160	82	1078	434	29	405	417	47	370	182	-	182	127	6	121	-	-	-
9	FIN	661	372	289	-	-	-	258	108	150	403	264	139	-	-	-	-	-	-
10	CAN	494	258	236	196	81	115	12	12	-	184	83	101	102	82	20	-	-	-
11	CRO	214	161	53	-	-	-	153	100	53	47	47	-	14	14	-	-	-	-
12	SLO	200	93	107	27	27	-	55	55	-	118	11	107	-	-	-	-	-	-
13	SPA	136	-	136	-	-	-	-	-	-	136	-	136	-	-	-	-	-	-
14	LIE	103	103	-	41	41	-	-	-	-	-	-	-	62	62	-	-	-	-
15	CZE	101	-	101	-	-	-	99	-	99	2	-	2	-	-	-	-	-	-
16	GBR	72	24	48	18	-	18	24	24	-	6	-	6	24	-	24	-	-	-
17	SVK	52	-	52	-	-	-	52	-	52	-	-	-	-	-	-	-	-	-
18	JPN	29	22	7	-	-	-	29	22	7	-	-	-	-	-	-	-	-	-
19	AUS	10	10	-	3	3	-	-	-	-	-	-	-	7	7	-	-	-	-





AUDI FIS SKI WORLD CUP



AUDI FIS SKI WORLD CUP

AFTER 4th LADIES SLALOM

MANUFACTURERS STANDINGS WOMEN presented by "DIE PRESSE"

Number of Manufacturers: 9

Place	Manufacturer	Points	Diff.	DH	SL	GS	SG	K
1	SALOMON	1530		310	560	515	145	-
2	VÖLKL	1310	- 220	285	560	405	60	-
3	ROSSIGNOL	755	- 775	200	85	470	-	-
4	DYNASTAR	260	- 1270	85	85	50	40	-
5	FISCHER	255	- 1275	145	-	60	50	-
6	BLIZZARD	200	- 1330	80	-	-	120	-
7	ATOMIC	120	- 1410	-	120	-	-	-
8	HEAD	100	- 1430	60	40	-	-	-
9	NORDICA	50	- 1480	-	50	-	-	-





AUDI FIS SKI WORLD CUP



AUDI FIS SKI WORLD CUP

AFTER 4th LADIES SLALOM

MANUFACTURERS STANDINGS OVERALL presented by "DIE PRESSE"

Number of Manufacturers: 9

Place	Manufacturer	Overall			DH Points			SL Points			GS Points			SG Points			K Points		
		M+W	M	W	M+W	M	W	M+W	M	W	M+W	M	W	M+W	M	W	M+W	M	W
1	ATOMIC	3055	2935	120	1345	1345	-	270	150	120	545	545	-	895	895	-	-	-	-
2	SALOMON	2140	610	1530	360	50	310	660	100	560	975	460	515	145	-	145	-	-	-
3	VÖLKL	1475	165	1310	285	-	285	725	165	560	405	-	405	60	-	60	-	-	-
4	ROSSIGNOL	1145	390	755	200	-	200	85	-	85	860	390	470	-	-	-	-	-	-
5	DYNASTAR	680	420	260	165	80	85	85	-	85	155	105	50	275	235	40	-	-	-
6	FISCHER	420	165	255	145	-	145	165	165	-	60	-	60	50	-	50	-	-	-
7	BLIZZARD	200	-	200	80	-	80	-	-	-	-	-	-	120	-	120	-	-	-
8	HEAD	185	85	100	105	45	60	80	40	40	-	-	-	-	-	-	-	-	-
9	NORDICA	180	130	50	-	-	-	180	130	50	-	-	-	-	-	-	-	-	-

