



AUDI FIS SKI WORLD CUP 2003/04
6th LADIES SUPER-G
ALPHABETICAL LIST OF COMPETITORS



Number of Competitors: 52

Nation	FIS Code	Name	FIS Points (January 2004 List)							
			DH		SL		GS		SG	
AUT	55539	BERGER Silvia	46.19	(144)	65.14	(787)	5.55	(19)	5.73	(24)
	55198	DORFMEISTER Michaela	1.16	(3)	43.20	(385)	4.30	(12)	1.31	(3)
	55576	GOERGL Elisabeth	27.94	(83)	5.23	(19)	4.92	(16)	18.55	(82)
	55069	GOETSCHL Renate	0.20	(2)	23.28	(133)	5.57	(20)	0.00	(1)
	55339	LECHNER Martina	25.82	(75)	65.04	(785)	21.40	(111)	5.99	(30)
	55212	MEISSNITZER Alexandra	3.19	(6)	88.01	(1282)	3.47	(6)	1.77	(4)
	55261	OBERMOSER Brigitte	4.57	(13)	77.57	(1038)	6.00	(31)	4.31	(12)
	55052	SCHNEIDER Tanja	20.13	(60)	–		18.81	(95)	8.17	(35)
55538	WIRTH Katja	5.68	(23)	51.41	(525)	18.55	(94)	5.58	(20)	
CAN	105997	BRYDON Emily	5.72	(25)	17.29	(96)	19.64	(97)	5.58	(20)
	105662	LEFRANCOIS Anne Marie	11.93	(42)	75.84	(999)	48.74	(503)	16.63	(72)
	106056	SIMARD Genevieve	16.85	(52)	30.53	(200)	5.80	(26)	5.39	(18)
	106402	VANDERBEEK Kelly	11.93	(42)	48.52	(471)	42.80	(395)	23.08	(113)
FRA	195311	DUVILLARD Julie	33.98	(106)	40.13	(332)	17.98	(90)	15.80	(67)
	195920	GIVELET Anne-Laure	21.00	(63)	85.40	(1216)	26.67	(167)	15.50	(63)
	195671	JACQUEMOD Ingrid	4.90	(15)	144.43	(2331)	19.94	(99)	5.26	(16)
	195837	MATTEL Magda	14.75	(45)	230.84	(3172)	50.47	(541)	6.00	(32)
	195868	MEILLEUR Karine	26.91	(79)	198.73	(2958)	54.24	(599)	16.76	(74)
	195374	MONTILLET Carole	0.00	(1)	201.31	(2985)	5.87	(27)	0.98	(2)
	195983	ROLLAND Marion	26.56	(78)	95.50	(1412)	52.58	(565)	22.03	(103)
	195503	SUCHET Melanie	5.90	(28)	–		48.49	(493)	5.68	(22)
GBR	225206	ALCOTT Chimene	20.01	(59)	20.34	(110)	17.54	(83)	12.25	(49)
GER	205378	ERTL Martina	5.99	(30)	3.90	(8)	2.62	(5)	3.59	(8)
	205117	GERG Hilde	1.73	(4)	59.59	(684)	23.66	(140)	2.77	(6)
	205119	HALTMAYR Petra	27.49	(80)	76.99	(1024)	24.09	(145)	14.47	(55)
	205872	HILD Ellen	28.94	(88)	129.94	(2076)	49.11	(517)	12.82	(52)
	205820	HUBER Isabelle	5.33	(17)	74.43	(970)	34.58	(279)	14.63	(57)
	206001	RIESCH Maria	3.87	(8)	8.25	(40)	21.67	(116)	8.28	(37)
	205843	STEMMER Stefanie	22.71	(69)	52.31	(542)	25.09	(155)	21.88	(101)
ITA	295136	CECCARELLI Daniela	4.60	(14)	93.06	(1373)	21.28	(110)	3.89	(9)
	295449	KLEON Barbara	5.78	(26)	116.57	(1816)	12.14	(49)	12.31	(50)



AUDI FIS SKI WORLD CUP 2003/04
6th LADIES SUPER-G
ALPHABETICAL LIST OF COMPETITORS



Number of Competitors: 52

Nation	FIS Code	Name	FIS Points (January 2004 List)							
			DH		SL		GS		SG	
ITA	295588	KOSTNER Isolde	5.18	(16)	-		32.31	(253)	5.32	(17)
	295533	RECCHIA Lucia	24.73	(73)	102.38	(1556)	31.34	(242)	7.99	(34)
	296473	SIORPAES Wendy	50.02	(161)	34.02	(247)	42.19	(388)	28.83	(143)
SLO	565243	MAZE Tina	28.29	(87)	29.27	(191)	4.07	(10)	25.42	(122)
	565037	SUHADOLC Mojca	6.00	(31)	251.00	(3252)	24.60	(148)	5.57	(19)
SUI	515478	ALPIGER Ella	17.48	(56)	65.57	(800)	28.69	(193)	13.47	(53)
	515573	AUFDENBLATTEN Fraenzi	15.08	(48)	26.64	(169)	10.68	(42)	5.85	(25)
	515409	BERTHOD Sylviane	4.23	(10)	190.48	(2884)	39.07	(334)	5.85	(25)
	515348	BORGHI Catherine	4.46	(12)	74.79	(977)	30.77	(225)	12.16	(48)
	515166	PIEREN Tanja	14.93	(47)	127.74	(2040)	26.08	(159)	10.29	(42)
	515560	SCHILD Martina	5.95	(29)	163.19	(2596)	35.40	(289)	18.98	(87)
	515170	STYGER Nadia	5.50	(21)	93.61	(1382)	16.31	(68)	5.88	(27)
SWE	505260	HARGIN Janette	17.32	(55)	15.40	(82)	16.17	(66)	10.54	(45)
	505483	PAERSON Anja	26.51	(77)	0.00	(1)	0.00	(1)	5.94	(28)
USA	537544	KILDOW Lindsey C.	14.34	(44)	17.18	(95)	15.48	(63)	18.92	(86)
	536473	LALIVE Caroline	5.48	(20)	47.14	(451)	9.73	(39)	4.83	(15)
	536884	LUDLOW Libby	21.60	(64)	171.40	(2696)	17.77	(87)	9.21	(38)
	537545	MANCUSO Julia	9.03	(35)	12.88	(63)	10.79	(45)	5.94	(28)
	537446	MCCARTY Bryna	20.66	(62)	99.96	(1502)	33.76	(267)	15.02	(59)
	536477	MENDES Jonna	4.07	(9)	100.88	(1530)	15.70	(65)	4.30	(11)
	536479	POWERS Alison	16.95	(53)	103.67	(1581)	76.08	(1049)	32.21	(162)

LEGEND
DH Downhill SL Slalom GS Giant Slalom SG Super-G

01-02-2004 / Haus im Ennstal (AUT) / 5655

Page 2/2

Data Processing by SWATCH

www.fis-ski.com

SWATCH Timing

Generation Date: SAT 31 JAN 2004

Time: 17:10 Swatch Internet Time: @715

Document: 32E 1.0

**AUDI FIS SKI WORLD CUP 2003/04**

6th LADIES SUPER-G

DRAW LIST BY POINTS

Number of Competitors: 52

No.	FIS Code	Name	Nation	WCSL-SG	WCSL-O	FIS-SG
1	55069	GOETSCHL Renate	AUT	500 (1)	1264 (2)	0.00 (1)
2	205117	GERG Hilde	GER	430 (2)	984 (6)	2.77 (5)
3	195374	MONTILLET Carole	FRA	414 (3)	1008 (5)	0.98 (2)
4	55198	DORFMEISTER Michaela	AUT	388 (4)	1048 (3)	1.31 (3)
5	55212	MEISSNITZER Alexandra	AUT	341 (5)	815 (8)	1.77 (4)
6	205378	ERTL Martina	GER	254 (7)	1031 (4)	3.59 (6)
7	106056	SIMARD Genevieve	CAN	192 (8)	333 (27)	5.39 (13)
8	536473	LALIVE Caroline	USA	189 (9)	390 (19)	4.83 (10)
9	206001	RIESCH Maria	GER	167 (10)	644 (11)	8.28 (28)
10	295136	CECCARELLI Daniela	ITA	151 (11)	343 (22)	3.89 (7)
11	515170	STYGER Nadia	SUI	149 (12)	393 (18)	5.88 (21)
12	55261	OBERMOSER Brigitte	AUT	143 (14)	358 (21)	4.31 (9)
13	195671	JACQUEMOD Ingrid	FRA	140 (15)	253 (35)	5.26 (11)
14	195503	SUCHET Melanie	FRA	135 (16)	232 (39)	5.68 (17)
15	55539	BERGER Silvia	AUT	135 (16)	249 (36)	5.73 (18)
16	+400 505483	PAERSON Anja	SWE	82 (25)	1458 (1)	5.94 (23)
17	55538	WIRTH Katja	AUT	114 (18)	180 (46)	5.58 (16)
18	515573	AUFDENBLATTEN Fraenzi	SUI	104 (20)	365 (20)	5.85 (19)
19	536477	MENDES Jonna	USA	100 (21)	210 (41)	4.30 (8)
20	105997	BRYDON Emily	CAN	99 (22)	297 (31)	5.58 (15)
21	295588	KOSTNER Isolde	ITA	97 (23)	398 (17)	5.32 (12)
22	55339	LECHNER Martina	AUT	82 (25)	82 (73)	5.99 (24)
23	295533	RECCHIA Lucia	ITA	61 (28)	81 (75)	7.99 (26)
24	537545	MANCUSO Julia	USA	60 (29)	177 (47)	5.94 (22)
25	536884	LUDLOW Libby	USA	58 (30)	99 (63)	9.21 (29)
26	565037	SUHADOLC Mojca	SLO	55 (31)	64 (85)	5.57 (14)
27	55052	SCHNEIDER Tanja	AUT	51 (32)	114 (58)	8.17 (27)
28	225206	ALCOTT Chimene	GBR	51 (32)	140 (54)	12.25 (33)
29	195837	MATTEL Magda	FRA	47 (34)	72 (83)	6.00 (25)
30	295449	KLEON Barbara	ITA	42 (35)	134 (55)	12.31 (34)
31	515409	BERTHOD Sylviane	SUI	37 (36)	272 (34)	5.85 (20)
32	515166	PIEREN Tanja	SUI	23 (42)	23 (109)	10.29 (30)
33	505260	HARGIN Janette	SWE	26 (40)	37 (95)	10.54 (31)
34	515348	BORGI Catherine	SUI	29 (38)	199 (44)	12.16 (32)
35	205872	HILD Ellen	GER	-	3 (129)	12.82 (35)
36	515478	ALPIGER Ella	SUI	15 (49)	25 (107)	13.47 (36)

**AUDI FIS SKI WORLD CUP 2003/04**

6th LADIES SUPER-G

DRAW LIST BY POINTS**Number of Competitors: 52**

No.	FIS Code	Name	Nation	WCSL-SG	WCSL-O	FIS-SG
37	205119	HALTMAYR Petra	GER	21 (44)	120 (57)	14.47 (37)
38	205820	HUBER Isabelle	GER	23 (42)	157 (51)	14.63 (38)
39	537446	MCCARTY Bryna	USA	-	85 (71)	15.02 (39)
40	195920	GIVELET Anne-Laure	FRA	18 (46)	42 (91)	15.50 (40)
41	195311	DUVILLARD Julie	FRA	-	9 (121)	15.80 (41)
42	105662	LEFRANCOIS Anne Marie	CAN	4 (61)	45 (90)	16.63 (42)
43	195868	MEILLEUR Karine	FRA	10 (55)	26 (105)	16.76 (43)
44	55576	GOERGL Elisabeth	AUT	-	338 (24)	18.55 (44)
45	537544	KILDOW Lindsey C.	USA	-	158 (50)	18.92 (45)
46	515560	SCHILD Martina	SUI	18 (46)	94 (66)	18.98 (46)
47	205843	STEMMER Stefanie	GER	-	-	21.88 (47)
48	195983	ROLLAND Marion	FRA	-	-	22.03 (48)
49	106402	VANDERBEEK Kelly	CAN	-	34 (96)	23.08 (49)
50	565243	MAZE Tina	SLO	-	202 (43)	25.42 (50)
51	296473	SIORPAES Wendy	ITA	-	18 (112)	28.83 (51)
52	536479	POWERS Alison	USA	-	7 (123)	32.21 (52)

LEGEND**+400** More than 400 points on WCSL-O after 15th place or after 30th place**WCSL-SG** World Cup Start List points for Super-G**FIS-SG** FIS points for Super-G**WCSL-O** Overall WCSL points
No. Control Number

01-02-2004 / Haus im Ennstal (AUT) / 5655

Page 2/2

Data Processing by SWATCH

www.fis-ski.com

SWATCH Timing

Generation Date: SAT 31 JAN 2004

Time: 17:10 Swatch Internet Time: @715

Document: 45A 1.0

**AUDI FIS SKI WORLD CUP 2003/04**

6th LADIES SUPER-G

START LIST

Jury			Technical Data	
TD FIS	J. GANTNEROVA	SVK	Course Name	Krummholz
Referee	K. HOCH	FIS	Start Altitude	1340 m
Assistant Referee	J. TISCHHAUSER	FIS	Finish Altitude	740 m
Chief of Race	M. HARTL	AUT	Vertical Drop	600 m
			Course Length	2308 m
			Homologation Number	5494/4/00

Race Information

Course Setter	A. HOEDLMOSER	USA		
Number of Gates	40			
Turning Gates	35			
Start Time	12:30			
Forerunners	A - F. PROMOK	AUT	D - D. BREUER	AUT
	B - H. VON HOHENLOHE	AUT	E - B. DOPPELHOFER	AUT
	C - A. SCHAFFER	AUT	F - C. STOCKER	AUT

Number of Competitors: 52

Bib	FIS Code	Name	Year of Birth	Nation	Time	Ski
1	295449	KLEON Barbara	1980	ITA		DYNASTAR
2	195837	MATTEL Magda	1980	FRA		DYNASTAR
3	225206	ALCOTT Chimene	1982	GBR		FISCHER
4	55052	SCHNEIDER Tanja	1974	AUT		ROSSIGNOL
5	565037	SUHADOLC Mojca	1975	SLO		ROSSIGNOL
6	536884	LUDLOW Libby	1981	USA		SALOMON
7	537545	MANCUSO Julia	1984	USA		ROSSIGNOL
8	295533	RECCHIA Lucia	1980	ITA		VÖLKL
9	55339	LECHNER Martina	1978	AUT		BLIZZARD
10	295588	KOSTNER Isolde	1975	ITA		FISCHER
11	105997	BRYDON Emily	1980	CAN		SALOMON
12	536477	MENDES Jonna	1979	USA		FISCHER
13	515573	AUFDENBLATTEN Fraenzi	1981	SUI		SALOMON
14	55538	WIRTH Katja	1980	AUT		BLIZZARD
15	505483	PAERSON Anja	1981	SWE		SALOMON
16	55539	BERGER Silvia	1980	AUT		FISCHER
17	195503	SUCHET Melanie	1976	FRA		SALOMON
18	195671	JACQUEMOD Ingrid	1978	FRA		SALOMON
19	55261	OBERMOSER Brigitte	1976	AUT		BLIZZARD
20	515170	STYGER Nadia	1978	SUI		SALOMON

**AUDI FIS SKI WORLD CUP 2003/04**

6th LADIES SUPER-G

START LIST

Number of Competitors: 52

Bib	FIS Code	Name	Year of Birth	Nation	Time	Ski
21	295136	CECCARELLI Daniela	1975	ITA	_____	DYNASTAR
22	206001	RIESCH Maria	1984	GER	_____	HEAD
23	536473	LALIVE Caroline	1979	USA	_____	SALOMON
24	106056	SIMARD Genevieve	1980	CAN	_____	ROSSIGNOL
25	205378	ERTL Martina	1973	GER	_____	ROSSIGNOL
26	55212	MEISSNITZER Alexandra	1973	AUT	_____	VÖLKL
27	55198	DORFMEISTER Michaela	1973	AUT	_____	BLIZZARD
28	195374	MONTILLET Carole	1973	FRA	_____	ROSSIGNOL
29	205117	GERG Hilde	1975	GER	_____	VÖLKL
30	55069	GOETSCHL Renate	1975	AUT	_____	SALOMON
31	515409	BERTHOD Sylviane	1977	SUI	_____	SALOMON
32	515166	PIEREN Tanja	1978	SUI	_____	ROSSIGNOL
33	505260	HARGIN Janette	1977	SWE	_____	ROSSIGNOL
34	515348	BORGHI Catherine	1976	SUI	_____	FISCHER
35	205872	HILD Ellen	1982	GER	_____	HEAD
36	515478	ALPIGER Ella	1979	SUI	_____	FISCHER
37	205119	HALTMAYR Petra	1975	GER	_____	VÖLKL
38	205820	HUBER Isabelle	1981	GER	_____	ROSSIGNOL
39	537446	MCCARTY Bryna	1983	USA	_____	DYNASTAR
40	195920	GIVELET Anne-Laure	1981	FRA	_____	DYNASTAR
41	195311	DUVILLARD Julie	1978	FRA	_____	DYNASTAR
42	105662	LEFRANCOIS Anne Marie	1977	CAN	_____	ROSSIGNOL
43	195868	MEILLEUR Karine	1980	FRA	_____	ROSSIGNOL
44	55576	GOERGL Elisabeth	1981	AUT	_____	VÖLKL
45	537544	KILDOW Lindsey C.	1984	USA	_____	ROSSIGNOL
46	515560	SCHILD Martina	1981	SUI	_____	VÖLKL
47	205843	STEMMER Stefanie	1981	GER	_____	ROSSIGNOL
48	195983	ROLLAND Marion	1982	FRA	_____	ROSSIGNOL
49	106402	VANDERBEEK Kelly	1983	CAN	_____	VÖLKL
50	565243	MAZE Tina	1983	SLO	_____	ROSSIGNOL
51	296473	SIORPAES Wendy	1985	ITA	_____	ATOMIC
52	536479	POWERS Alison	1979	USA	_____	SALOMON

**AUDI FIS SKI WORLD CUP 2003/04**

6th LADIES SUPER-G

OFFICIAL RESULTS**Jury**

TD FIS	J. GANTNEROVA	SVK
Referee	K. HOCH	FIS
Assistant Referee	J. TISCHHAUSER	FIS
Chief of Race	M. HARTL	AUT

Technical Data

Course Name	Krummholz
Start Altitude	1340 m
Finish Altitude	740 m
Vertical Drop	600 m
Course Length	2308 m
Homologation Number	5494/4/00

Race Information

Course Setter	A. HOEDLMOSER	USA
Number of Gates	40	
Turning Gates	35	
Start Time	12:30	

Forerunners	A - F. PROMOK	AUT	D - D. BREUER	AUT
	B - H. VON HOHENLOHE	AUT	E - B. DOPPELHOFER	AUT
	C - A. SCHAFFER	AUT	F - C. STOCKER	AUT

Weather: Sunny Snow: Hard Temperature – Start: 6 °C Finish: -2 °C F-factor: 980

Number of Competitors: 52

Rank	Bib	FIS Code	Name	Year of Birth	Nation	Time	Diff.	Race Points	Ski
1	28	195374	MONTILLET Carole	1973	FRA	1:25.04		0.00	ROSSIGNOL
1	22	206001	RIESCH Maria	1984	GER	1:25.04		0.00	HEAD
3	27	55198	DORFMEISTER Michaela	1973	AUT	1:25.19	0.15	1.73	BLIZZARD
4	19	55261	OBERMOSER Brigitte	1976	AUT	1:25.33	0.29	3.34	BLIZZARD
5	26	55212	MEISSNITZER Alexandra	1973	AUT	1:25.41	0.37	4.26	VÖLKL
6 W	45	537544	KILDOW Lindsey C.	1984	USA	1:25.48	0.44	5.07	ROSSIGNOL
6	17	195503	SUCHET Melanie	1976	FRA	1:25.48	0.44	5.07	SALOMON
8	10	295588	KOSTNER Isolde	1975	ITA	1:25.63	0.59	6.80	FISCHER
9	21	295136	CECCARELLI Daniela	1975	ITA	1:25.67	0.63	7.26	DYNASTAR
10	9	55339	LECHNER Martina	1978	AUT	1:25.87	0.83	9.56	BLIZZARD
11	37	205119	HALTMAYR Petra	1975	GER	1:25.91	0.87	10.03	VÖLKL
12	15	505483	PAERSON Anja	1981	SWE	1:25.96	0.92	10.60	SALOMON
13	29	205117	GERG Hilde	1975	GER	1:25.99	0.95	10.95	VÖLKL
14	24	106056	SIMARD Genevieve	1980	CAN	1:26.04	1.00	11.52	ROSSIGNOL
15	14	55538	WIRTH Katja	1980	AUT	1:26.06	1.02	11.75	BLIZZARD
16	30	55069	GOETSCHL Renate	1975	AUT	1:26.10	1.06	12.22	SALOMON

#171 _____

**AUDI FIS SKI WORLD CUP 2003/04**

6th LADIES SUPER-G

OFFICIAL RESULTS

Number of Competitors: 52

Rank	Bib	FIS Code	Name	Year of Birth	Nation	Time	Diff.	Race Points	Ski
17	8	295533	RECCHIA Lucia	1980	ITA	1:26.12	1.08	12.45	VÖLKL
18	20	515170	STYGER Nadia	1978	SUI	1:26.14	1.10	12.68	SALOMON
19	16	55539	BERGER Silvia	1980	AUT	1:26.30	1.26	14.52	FISCHER
20	23	536473	LALIVE Caroline	1979	USA	1:26.32	1.28	14.75	SALOMON
21	38	205820	HUBER Isabelle	1981	GER	1:26.34	1.30	14.98	ROSSIGNOL
21	6	536884	LUDLOW Libby	1981	USA	1:26.34	1.30	14.98	SALOMON
23	25	205378	ERTL Martina	1973	GER	1:26.53	1.49	17.17	ROSSIGNOL
24	18	195671	JACQUEMOD Ingrid	1978	FRA	1:26.61	1.57	18.09	SALOMON
24	11	105997	BRYDON Emily	1980	CAN	1:26.61	1.57	18.09	SALOMON
26	46	515560	SCHILD Martina	1981	SUI	1:26.68	1.64	18.90	VÖLKL
26	2	195837	MATTEL Magda	1980	FRA	1:26.68	1.64	18.90	DYNASTAR
28	33	505260	HARGIN Janette	1977	SWE	1:26.74	1.70	19.59	ROSSIGNOL
29	34	515348	BORGHI Catherine	1976	SUI	1:26.82	1.78	20.51	FISCHER
30	32	515166	PIEREN Tanja	1978	SUI	1:26.99	1.95	22.47	ROSSIGNOL
31	7	537545	MANCUSO Julia	1984	USA	1:27.10	2.06	23.74	ROSSIGNOL
32	31	515409	BERTHOD Sylviane	1977	SUI	1:27.12	2.08	23.97	SALOMON
33	3	225206	ALCOTT Chimene	1982	GBR	1:27.13	2.09	24.09	FISCHER
34	4	55052	SCHNEIDER Tanja	1974	AUT	1:27.15	2.11	24.32	ROSSIGNOL
35	43	195868	MEILLEUR Karine	1980	FRA	1:27.24	2.20	25.35	ROSSIGNOL
36	5	565037	SUHADOLC Mojca	1975	SLO	1:27.37	2.33	26.85	ROSSIGNOL
37	51	296473	SIORPAES Wendy	1985	ITA	1:27.45	2.41	27.77	ATOMIC
38	40	195920	GIVELET Anne-Laure	1981	FRA	1:27.49	2.45	28.23	DYNASTAR
39	50	565243	MAZE Tina	1983	SLO	1:27.69	2.65	30.54	ROSSIGNOL
40	41	195311	DUVILLARD Julie	1978	FRA	1:27.73	2.69	31.00	DYNASTAR
41	12	536477	MENDES Jonna	1979	USA	1:27.75	2.71	31.23	FISCHER
42	35	205872	HILD Ellen	1982	GER	1:27.82	2.78	32.04	HEAD
43	36	515478	ALPIGER Ella	1979	SUI	1:27.84	2.80	32.27	FISCHER
44	1	295449	KLEON Barbara	1980	ITA	1:27.85	2.81	32.38	DYNASTAR
45	48	195983	ROLLAND Marion	1982	FRA	1:28.01	2.97	34.23	ROSSIGNOL
46	47	205843	STEMMER Stefanie	1981	GER	1:28.54	3.50	40.33	ROSSIGNOL

DID NOT START: 3 competitors

39	537446	MCCARTY Bryna	1983	USA					DYNASTAR
49	106402	VANDERBEEK Kelly	1983	CAN					VÖLKL
52	536479	POWERS Alison	1979	USA					SALOMON

DID NOT FINISH: 3 competitors

13	515573	AUFDENBLATTEN Fraenzi	1981	SUI					SALOMON
42	105662	LEFRANCOIS Anne Marie	1977	CAN					ROSSIGNOL
44	55576	GOERGL Elisabeth	1981	AUT					VÖLKL

Technical Delegate:

J. GANTNEROVA (SVK) #171**LEGEND****W** WinStar is the athlete who realise the biggest jump within the first 15 who is started with bib 36 or higher

01-02-2004 / Haus im Ennstal (AUT) / 5655

Page 2/2

Data Processing by SWATCH

www.fis-ski.com

SWATCH Timing

Generation Date: SUN 1 FEB 2004

Time: 13:59 Swatch Internet Time: @582

Document: 73A 1.0

**AUDI FIS SKI WORLD CUP 2003/04**

6th LADIES SUPER-G

PENALTY CALCULATION**Best 10 at Finish**

Rank	Bib	FIS Code	Name	Nation	FIS Points	Best 5	Race Points
1	28	195374	MONTILLET Carole	FRA	0.98	0.98	0.00
1	22	206001	RIESCH Maria	GER	8.28		
3	27	55198	DORFMEISTER Michaela	AUT	1.31	1.31	1.73
4	19	55261	OBERMOSER Brigitte	AUT	4.31	4.31	3.34
5	26	55212	MEISSNITZER Alexandra	AUT	1.77	1.77	4.26
6	45	537544	KILDOW Lindsey C.	USA	18.92		
6	17	195503	SUCHET Melanie	FRA	5.68		
8	10	295588	KOSTNER Isolde	ITA	5.32		
9	21	295136	CECCARELLI Daniela	ITA	3.89	3.89	7.26
10	9	55339	LECHNER Martina	AUT	5.99		

Best 5 FIS Points at Start

Rank	Bib	FIS Code	Name	Nation	FIS Points
16	30	55069	GOETSCHL Renate	AUT	0.00
1	28	195374	MONTILLET Carole	FRA	0.98
3	27	55198	DORFMEISTER Michaela	AUT	1.31
5	26	55212	MEISSNITZER Alexandra	AUT	1.77
13	29	205117	GERG Hilde	GER	2.77

TOTALS:

FIS Points of Best 5 at Start (B)	6.83		
FIS Points of Best at Finish in Top 10 (A)		12.26	
Race Points of Corresponding Competitors (C)			16.59
Calculated Penalty (A+B-C) : 10 =>	0.250		
Rounded	0.25		
Category Adder	0.00		
Correction Value (Z)	-8.98		
Calculated Penalty	9.23		
Penalty Applied	0.00		

Technical Delegate:

J. GANTNEROVA (SVK) #171



AUDI FIS SKI WORLD CUP 2003/04
6th LADIES SUPER-G
PERFORMANCE ANALYSIS 1



Number of Competitors: 46

Rank	Bib	Name	Nation	Positions			Partials			Difference		Speed	
				Pos.	Time	Rank	Pos.	Time	Rank	Time	Dist(m)	Pos.	km/h
1	28	MONTILLET Carole	FRA	Int1: 28.46 (20)	Int2: 57.70 (8)	Fin: 1:25.04 (1)	I1-I2: 29.24 (5)	I2-Fin: 27.34 (1)	0.30 0.34 0.00	0.00	Avg.: 97.70		
1	22	RIESCH Maria	GER	Int1: 28.28 (5)	Int2: 57.36 (1)	Fin: 1:25.04 (1)	I1-I2: 29.08 (1)	I2-Fin: 27.68 (7)	0.12 0.00 0.00	0.00	Avg.: 97.70		
3	27	DORFMEISTER Michaela	AUT	Int1: 28.47 (21)	Int2: 57.69 (6)	Fin: 1:25.19 (3)	I1-I2: 29.22 (4)	I2-Fin: 27.50 (2)	0.31 0.33 0.15	4.06	Avg.: 97.53		
4	19	OBERMOSER Brigitte	AUT	Int1: 28.16 (1)	Int2: 57.63 (5)	Fin: 1:25.33 (4)	I1-I2: 29.47 (8)	I2-Fin: 27.70 (9)	0.00 0.27 0.29	7.84	Avg.: 97.37		
5	26	MEISSNITZER Alexandra	AUT	Int1: 28.35 (9)	Int2: 57.69 (6)	Fin: 1:25.41 (5)	I1-I2: 29.34 (6)	I2-Fin: 27.72 (11)	0.19 0.33 0.37	10.00	Avg.: 97.28		
6	45	KILDOW Lindsey C.	USA	Int1: 28.26 (3)	Int2: 57.62 (4)	Fin: 1:25.48 (6)	I1-I2: 29.36 (7)	I2-Fin: 27.86 (19)	0.10 0.26 0.44	11.88	Avg.: 97.20		
6	17	SUCHET Melanie	FRA	Int1: 28.31 (7)	Int2: 57.52 (3)	Fin: 1:25.48 (6)	I1-I2: 29.21 (3)	I2-Fin: 27.96 (21)	0.15 0.16 0.44	11.88	Avg.: 97.20		
8	10	KOSTNER Isolde	ITA	Int1: 28.17 (2)	Int2: 57.93 (10)	Fin: 1:25.63 (8)	I1-I2: 29.76 (20)	I2-Fin: 27.70 (9)	0.01 0.57 0.59	15.90	Avg.: 97.03		
9	21	CECCARELLI Daniela	ITA	Int1: 28.44 (18)	Int2: 58.06 (14)	Fin: 1:25.67 (9)	I1-I2: 29.62 (12)	I2-Fin: 27.61 (5)	0.28 0.70 0.63	16.97	Avg.: 96.99		
10	9	LECHNER Martina	AUT	Int1: 28.26 (3)	Int2: 57.80 (9)	Fin: 1:25.87 (10)	I1-I2: 29.54 (10)	I2-Fin: 28.07 (25)	0.10 0.44 0.83	22.31	Avg.: 96.76		
11	37	HALTMAYR Petra	GER	Int1: 28.36 (11)	Int2: 58.06 (14)	Fin: 1:25.91 (11)	I1-I2: 29.70 (15)	I2-Fin: 27.85 (17)	0.20 0.70 0.87	23.37	Avg.: 96.72		
12	15	PAERSON Anja	SWE	Int1: 28.30 (6)	Int2: 58.19 (18)	Fin: 1:25.96 (12)	I1-I2: 29.89 (26)	I2-Fin: 27.77 (13)	0.14 0.83 0.92	24.70	Avg.: 96.66		
13	29	GERG Hilde	GER	Int1: 28.40 (14)	Int2: 58.02 (12)	Fin: 1:25.99 (13)	I1-I2: 29.62 (12)	I2-Fin: 27.97 (22)	0.24 0.66 0.95	25.50	Avg.: 96.63		



AUDI FIS SKI WORLD CUP 2003/04
6th LADIES SUPER-G
PERFORMANCE ANALYSIS 1



Number of Competitors: 46

Rank	Bib	Name	Nation	Positions			Partials			Difference		Speed	
				Pos.	Time	Rank	Pos.	Time	Rank	Time	Dist(m)	Pos.	km/h
14	24	SIMARD Genevieve	CAN	Int1: 28.36 (11) Int2: 58.24 (19) Fin: 1:26.04 (14)	I1-I2: 29.88 (25) I2-Fin: 27.80 (14)	0.20 0.88 1.00	26.82	Avg.: 96.57					
15	14	WIRTH Katja	AUT	Int1: 28.44 (18) Int2: 57.96 (11) Fin: 1:26.06 (15)	I1-I2: 29.52 (9) I2-Fin: 28.10 (26)	0.28 0.60 1.02	27.35	Avg.: 96.55					
16	30	GOETSCHL Renate	AUT	Int1: 28.62 (25) Int2: 58.36 (24) Fin: 1:26.10 (16)	I1-I2: 29.74 (18) I2-Fin: 27.74 (12)	0.46 1.00 1.06	28.41	Avg.: 96.50					
17	8	RECCHIA Lucia	ITA	Int1: 28.57 (23) Int2: 58.32 (21) Fin: 1:26.12 (17)	I1-I2: 29.75 (19) I2-Fin: 27.80 (14)	0.41 0.96 1.08	28.94	Avg.: 96.48					
18	20	STYGER Nadia	SUI	Int1: 28.41 (15) Int2: 58.02 (12) Fin: 1:26.14 (18)	I1-I2: 29.61 (11) I2-Fin: 28.12 (28)	0.25 0.66 1.10	29.47	Avg.: 96.46					
19	16	BERGER Silvia	AUT	Int1: 28.47 (21) Int2: 58.15 (17) Fin: 1:26.30 (19)	I1-I2: 29.68 (14) I2-Fin: 28.15 (29)	0.31 0.79 1.26	33.70	Avg.: 96.28					
20	23	LALIVE Caroline	USA	Int1: 28.80 (37) Int2: 58.70 (28) Fin: 1:26.32 (20)	I1-I2: 29.90 (27) I2-Fin: 27.62 (6)	0.64 1.34 1.28	34.22	Avg.: 96.26					
21	38	HUBER Isabelle	GER	Int1: 28.57 (23) Int2: 58.33 (22) Fin: 1:26.34 (21)	I1-I2: 29.76 (20) I2-Fin: 28.01 (23)	0.41 0.97 1.30	34.75	Avg.: 96.23					
21	6	LUDLOW Libby	USA	Int1: 28.71 (33) Int2: 58.47 (26) Fin: 1:26.34 (21)	I1-I2: 29.76 (20) I2-Fin: 27.87 (20)	0.55 1.11 1.30	34.75	Avg.: 96.23					
23	25	ERTL Martina	GER	Int1: 28.32 (8) Int2: 57.40 (2) Fin: 1:26.53 (23)	I1-I2: 29.08 (1) I2-Fin: 29.13 (46)	0.16 0.04 1.49	39.74	Avg.: 96.02					
24	18	JACQUEMOD Ingrid	FRA	Int1: 28.41 (15) Int2: 58.14 (16) Fin: 1:26.61 (24)	I1-I2: 29.73 (17) I2-Fin: 28.47 (37)	0.25 0.78 1.57	41.84	Avg.: 95.93					
24	11	BRYDON Emily	CAN	Int1: 28.36 (11) Int2: 58.77 (30) Fin: 1:26.61 (24)	I1-I2: 30.41 (39) I2-Fin: 27.84 (16)	0.20 1.41 1.57	41.84	Avg.: 95.93					
26	46	SCHILD Martina	SUI	Int1: 28.43 (17) Int2: 58.41 (25) Fin: 1:26.68 (26)	I1-I2: 29.98 (30) I2-Fin: 28.27 (33)	0.27 1.05 1.64	43.67	Avg.: 95.86					
26	2	MATTEL Magda	FRA	Int1: 28.35 (9) Int2: 58.31 (20) Fin: 1:26.68 (26)	I1-I2: 29.96 (29) I2-Fin: 28.37 (34)	0.19 0.95 1.64	43.67	Avg.: 95.86					
28	33	HARGIN Janette	SWE	Int1: 28.70 (30) Int2: 58.71 (29) Fin: 1:26.74 (28)	I1-I2: 30.01 (32) I2-Fin: 28.03 (24)	0.54 1.35 1.70	45.23	Avg.: 95.79					
29	34	BORCHI Catherine	SUI	Int1: 28.65 (27) Int2: 58.35 (23) Fin: 1:26.82 (29)	I1-I2: 29.70 (15) I2-Fin: 28.47 (37)	0.49 0.99 1.78	47.32	Avg.: 95.70					
30	32	PIEREN Tanja	SUI	Int1: 29.03 (43) Int2: 59.14 (38) Fin: 1:26.99 (30)	I1-I2: 30.11 (33) I2-Fin: 27.85 (17)	0.87 1.78 1.95	51.74	Avg.: 95.51					



AUDI FIS SKI WORLD CUP 2003/04
6th LADIES SUPER-G
PERFORMANCE ANALYSIS 1



Number of Competitors: 46

Rank	Bib	Name	Nation	Positions			Partials			Difference		Speed	
				Pos.	Time	Rank	Pos.	Time	Rank	Time	Dist(m)	Pos.	km/h
31	7	MANCUSO Julia	USA	Int1: 28.66 (28) Int2: 59.57 (43) Fin: 1:27.10 (31)	I1-I2: 30.91 (45) I2-Fin: 27.53 (4)	0.50 2.21 2.06	54.59	Avg.: 95.39					
32	31	BERTHOD Sylviane	SUI	Int1: 29.05 (44) Int2: 58.97 (33) Fin: 1:27.12 (32)	I1-I2: 29.92 (28) I2-Fin: 28.15 (29)	0.89 1.61 2.08	55.10	Avg.: 95.37					
33	3	ALCOTT Chimene	GBR	Int1: 28.99 (42) Int2: 59.61 (44) Fin: 1:27.13 (33)	I1-I2: 30.62 (42) I2-Fin: 27.52 (3)	0.83 2.25 2.09	55.36	Avg.: 95.36					
34	4	SCHNEIDER Tanja	AUT	Int1: 29.14 (45) Int2: 58.92 (32) Fin: 1:27.15 (34)	I1-I2: 29.78 (23) I2-Fin: 28.23 (32)	0.98 1.56 2.11	55.88	Avg.: 95.34					
35	43	MEILLEUR Karine	FRA	Int1: 28.80 (37) Int2: 58.80 (31) Fin: 1:27.24 (35)	I1-I2: 30.00 (31) I2-Fin: 28.44 (35)	0.64 1.44 2.20	58.20	Avg.: 95.24					
36	5	SUHADOLC Mojca	SLO	Int1: 28.83 (39) Int2: 59.19 (39) Fin: 1:27.37 (36)	I1-I2: 30.36 (37) I2-Fin: 28.18 (31)	0.67 1.83 2.33	61.55	Avg.: 95.10					
37	51	SIORPAES Wendy	ITA	Int1: 28.79 (35) Int2: 59.00 (36) Fin: 1:27.45 (37)	I1-I2: 30.21 (34) I2-Fin: 28.45 (36)	0.63 1.64 2.41	63.61	Avg.: 95.01					
38	40	GIVELET Anne-Laure	FRA	Int1: 28.69 (29) Int2: 58.97 (33) Fin: 1:27.49 (38)	I1-I2: 30.28 (36) I2-Fin: 28.52 (40)	0.53 1.61 2.45	64.63	Avg.: 94.97					
39	50	MAZE Tina	SLO	Int1: 28.84 (40) Int2: 58.64 (27) Fin: 1:27.69 (39)	I1-I2: 29.80 (24) I2-Fin: 29.05 (45)	0.68 1.28 2.65	69.75	Avg.: 94.75					
40	41	DUVILLARD Julie	FRA	Int1: 28.79 (35) Int2: 59.63 (45) Fin: 1:27.73 (40)	I1-I2: 30.84 (44) I2-Fin: 28.10 (26)	0.63 2.27 2.69	70.77	Avg.: 94.71					
41	12	MENDES Jonna	USA	Int1: 28.63 (26) Int2: 59.01 (37) Fin: 1:27.75 (41)	I1-I2: 30.38 (38) I2-Fin: 28.74 (42)	0.47 1.65 2.71	71.28	Avg.: 94.69					
42	35	HILD Ellen	GER	Int1: 28.70 (30) Int2: 58.97 (33) Fin: 1:27.82 (42)	I1-I2: 30.27 (35) I2-Fin: 28.85 (43)	0.54 1.61 2.78	73.06	Avg.: 94.61					
43	36	ALPIGER Ella	SUI	Int1: 28.75 (34) Int2: 59.24 (40) Fin: 1:27.84 (43)	I1-I2: 30.49 (40) I2-Fin: 28.60 (41)	0.59 1.88 2.80	73.57	Avg.: 94.59					
44	1	KLEON Barbara	ITA	Int1: 29.18 (46) Int2: 1:00.17 (46) Fin: 1:27.85 (44)	I1-I2: 30.99 (46) I2-Fin: 27.68 (7)	1.02 2.81 2.81	73.82	Avg.: 94.58					
45	48	ROLLAND Marion	FRA	Int1: 28.98 (41) Int2: 59.53 (41) Fin: 1:28.01 (45)	I1-I2: 30.55 (41) I2-Fin: 28.48 (39)	0.82 2.17 2.97	77.89	Avg.: 94.41					



AUDI FIS SKI WORLD CUP 2003/04
 6th LADIES SUPER-G
PERFORMANCE ANALYSIS 1



Number of Competitors: 46

Rank	Bib	Name	Nation	Positions			Partials			Difference		Speed	
				Pos.	Time	Rank	Pos.	Time	Rank	Time	Dist(m)	Pos.	km/h
46	47	STEMMER Stefanie	GER	Int1:	28.70	(30)	I1-I2:	30.83	(43)	0.54			
				Int2:	59.53	(41)	I2-Fin:	29.01	(44)	2.17			
				Fin:	1:28.54	(46)				3.50	91.24	Avg.:	93.84

LEGEND

Pos Intermediate or Speed Position **Dist(m)** Distance behind the first **Int2:** Intermediate 2 **Fin:** Finish
Avg. Average Speed for the race **Int1:** Intermediate 1



AUDI FIS SKI WORLD CUP 2003/04
6th LADIES SUPER-G
PERFORMANCE ANALYSIS 2



Number of Competitors: 52

Bib	Name	Nation	Positions			Partials			Difference		Speed	
			Pos.	Time	Rank	Pos.	Time	Rank	Time	Dist(m)	Pos.	km/h
1	KLEON Barbara	ITA	Int1: 29.18 (49) Int2: 1:00.17 (48) Fin: 1:27.85 (44)	I1-I2: 30.99 (47) I2-Fin: 27.68 (7)	1.02 2.81 2.81	73.82	Avg.: 94.58					
2	MATTEL Magda	FRA	Int1: 28.35 (9) Int2: 58.31 (20) Fin: 1:26.68 (26)	I1-I2: 29.96 (29) I2-Fin: 28.37 (34)	0.19 0.95 1.64	43.67	Avg.: 95.86					
3	ALCOTT Chimene	GBR	Int1: 28.99 (45) Int2: 59.61 (45) Fin: 1:27.13 (33)	I1-I2: 30.62 (43) I2-Fin: 27.52 (3)	0.83 2.25 2.09	55.36	Avg.: 95.36					
4	SCHNEIDER Tanja	AUT	Int1: 29.14 (48) Int2: 58.92 (32) Fin: 1:27.15 (34)	I1-I2: 29.78 (23) I2-Fin: 28.23 (32)	0.98 1.56 2.11	55.88	Avg.: 95.34					
5	SUHADOLC Mojca	SLO	Int1: 28.83 (42) Int2: 59.19 (40) Fin: 1:27.37 (36)	I1-I2: 30.36 (37) I2-Fin: 28.18 (31)	0.67 1.83 2.33	61.55	Avg.: 95.10					
6	LUDLOW Libby	USA	Int1: 28.71 (36) Int2: 58.47 (26) Fin: 1:26.34 (21)	I1-I2: 29.76 (20) I2-Fin: 27.87 (20)	0.55 1.11 1.30	34.75	Avg.: 96.23					
7	MANCUSO Julia	USA	Int1: 28.66 (31) Int2: 59.57 (44) Fin: 1:27.10 (31)	I1-I2: 30.91 (46) I2-Fin: 27.53 (4)	0.50 2.21 2.06	54.59	Avg.: 95.39					
8	RECCHIA Lucia	ITA	Int1: 28.57 (24) Int2: 58.32 (21) Fin: 1:26.12 (17)	I1-I2: 29.75 (19) I2-Fin: 27.80 (14)	0.41 0.96 1.08	28.94	Avg.: 96.48					
9	LECHNER Martina	AUT	Int1: 28.26 (3) Int2: 57.80 (9) Fin: 1:25.87 (10)	I1-I2: 29.54 (10) I2-Fin: 28.07 (25)	0.10 0.44 0.83	22.31	Avg.: 96.76					
10	KOSTNER Isolde	ITA	Int1: 28.17 (2) Int2: 57.93 (10) Fin: 1:25.63 (8)	I1-I2: 29.76 (20) I2-Fin: 27.70 (9)	0.01 0.57 0.59	15.90	Avg.: 97.03					
11	BRYDON Emily	CAN	Int1: 28.36 (11) Int2: 58.77 (30) Fin: 1:26.61 (24)	I1-I2: 30.41 (40) I2-Fin: 27.84 (16)	0.20 1.41 1.57	41.84	Avg.: 95.93					
12	MENDES Jonna	USA	Int1: 28.63 (28) Int2: 59.01 (38) Fin: 1:27.75 (41)	I1-I2: 30.38 (39) I2-Fin: 28.74 (42)	0.47 1.65 2.71	71.28	Avg.: 94.69					
13	AUFDENBLATTEN Fraenzi	SUI	Int1: 28.49 (23) Int2: Fin: DNF	I1-I2: I2-Fin:	0.33		Avg.:					



AUDI FIS SKI WORLD CUP 2003/04
6th LADIES SUPER-G
PERFORMANCE ANALYSIS 2



Number of Competitors: 52

Bib	Name	Nation	Positions			Partials			Difference		Speed	
			Pos.	Time	Rank	Pos.	Time	Rank	Time	Dist(m)	Pos.	km/h
14	WIRTH Katja	AUT	Int1: 28.44 (18) Int2: 57.96 (11) Fin: 1:26.06 (15)	I1-I2: 29.52 (9) I2-Fin: 28.10 (26)	0.28 0.60 1.02	27.35	Avg.: 96.55					
15	PAERSON Anja	SWE	Int1: 28.30 (6) Int2: 58.19 (18) Fin: 1:25.96 (12)	I1-I2: 29.89 (26) I2-Fin: 27.77 (13)	0.14 0.83 0.92	24.70	Avg.: 96.66					
16	BERGER Silvia	AUT	Int1: 28.47 (21) Int2: 58.15 (17) Fin: 1:26.30 (19)	I1-I2: 29.68 (14) I2-Fin: 28.15 (29)	0.31 0.79 1.26	33.70	Avg.: 96.28					
17	SUCHET Melanie	FRA	Int1: 28.31 (7) Int2: 57.52 (3) Fin: 1:25.48 (6)	I1-I2: 29.21 (3) I2-Fin: 27.96 (21)	0.15 0.16 0.44	11.88	Avg.: 97.20					
18	JACQUEMOD Ingrid	FRA	Int1: 28.41 (15) Int2: 58.14 (16) Fin: 1:26.61 (24)	I1-I2: 29.73 (17) I2-Fin: 28.47 (37)	0.25 0.78 1.57	41.84	Avg.: 95.93					
19	OBERMOSER Brigitte	AUT	Int1: 28.16 (1) Int2: 57.63 (5) Fin: 1:25.33 (4)	I1-I2: 29.47 (8) I2-Fin: 27.70 (9)	0.00 0.27 0.29	7.84	Avg.: 97.37					
20	STYGER Nadia	SUI	Int1: 28.41 (15) Int2: 58.02 (12) Fin: 1:26.14 (18)	I1-I2: 29.61 (11) I2-Fin: 28.12 (28)	0.25 0.66 1.10	29.47	Avg.: 96.46					
21	CECCARELLI Daniela	ITA	Int1: 28.44 (18) Int2: 58.06 (14) Fin: 1:25.67 (9)	I1-I2: 29.62 (12) I2-Fin: 27.61 (5)	0.28 0.70 0.63	16.97	Avg.: 96.99					
22	RIESCH Maria	GER	Int1: 28.28 (5) Int2: 57.36 (1) Fin: 1:25.04 (1)	I1-I2: 29.08 (1) I2-Fin: 27.68 (7)	0.12 0.00 0.00	0.00	Avg.: 97.70					
23	LALIVE Caroline	USA	Int1: 28.80 (40) Int2: 58.70 (28) Fin: 1:26.32 (20)	I1-I2: 29.90 (27) I2-Fin: 27.62 (6)	0.64 1.34 1.28	34.22	Avg.: 96.26					
24	SIMARD Genevieve	CAN	Int1: 28.36 (11) Int2: 58.24 (19) Fin: 1:26.04 (14)	I1-I2: 29.88 (25) I2-Fin: 27.80 (14)	0.20 0.88 1.00	26.82	Avg.: 96.57					
25	ERTL Martina	GER	Int1: 28.32 (8) Int2: 57.40 (2) Fin: 1:26.53 (23)	I1-I2: 29.08 (1) I2-Fin: 29.13 (46)	0.16 0.04 1.49	39.74	Avg.: 96.02					
26	MEISSNITZER Alexandra	AUT	Int1: 28.35 (9) Int2: 57.69 (6) Fin: 1:25.41 (5)	I1-I2: 29.34 (6) I2-Fin: 27.72 (11)	0.19 0.33 0.37	10.00	Avg.: 97.28					
27	DORFMEISTER Michaela	AUT	Int1: 28.47 (21) Int2: 57.69 (6) Fin: 1:25.19 (3)	I1-I2: 29.22 (4) I2-Fin: 27.50 (2)	0.31 0.33 0.15	4.06	Avg.: 97.53					
28	MONTILLET Carole	FRA	Int1: 28.46 (20) Int2: 57.70 (8) Fin: 1:25.04 (1)	I1-I2: 29.24 (5) I2-Fin: 27.34 (1)	0.30 0.34 0.00	0.00	Avg.: 97.70					
29	GERG Hilde	GER	Int1: 28.40 (14) Int2: 58.02 (12) Fin: 1:25.99 (13)	I1-I2: 29.62 (12) I2-Fin: 27.97 (22)	0.24 0.66 0.95	25.50	Avg.: 96.63					
30	GOETSCHL Renate	AUT	Int1: 28.62 (27) Int2: 58.36 (24) Fin: 1:26.10 (16)	I1-I2: 29.74 (18) I2-Fin: 27.74 (12)	0.46 1.00 1.06	28.41	Avg.: 96.50					



AUDI FIS SKI WORLD CUP 2003/04
6th LADIES SUPER-G
PERFORMANCE ANALYSIS 2



Number of Competitors: 52

Bib	Name	Nation	Positions			Partials			Difference		Speed	
			Pos.	Time	Rank	Pos.	Time	Rank	Time	Dist(m)	Pos.	km/h
31	BERTHOD Sylviane	SUI	Int1: 29.05 (47) Int2: 58.97 (34) Fin: 1:27.12 (32)	I1-I2: 29.92 (28) I2-Fin: 28.15 (29)	0.89 1.61 2.08	55.10	Avg.: 95.37					
32	PIEREN Tanja	SUI	Int1: 29.03 (46) Int2: 59.14 (39) Fin: 1:26.99 (30)	I1-I2: 30.11 (33) I2-Fin: 27.85 (17)	0.87 1.78 1.95	51.74	Avg.: 95.51					
33	HARGIN Janette	SWE	Int1: 28.70 (33) Int2: 58.71 (29) Fin: 1:26.74 (28)	I1-I2: 30.01 (32) I2-Fin: 28.03 (24)	0.54 1.35 1.70	45.23	Avg.: 95.79					
34	BORGHI Catherine	SUI	Int1: 28.65 (29) Int2: 58.35 (23) Fin: 1:26.82 (29)	I1-I2: 29.70 (15) I2-Fin: 28.47 (37)	0.49 0.99 1.78	47.32	Avg.: 95.70					
35	HILD Ellen	GER	Int1: 28.70 (33) Int2: 58.97 (34) Fin: 1:27.82 (42)	I1-I2: 30.27 (35) I2-Fin: 28.85 (43)	0.54 1.61 2.78	73.06	Avg.: 94.61					
36	ALPIGER Eila	SUI	Int1: 28.75 (37) Int2: 59.24 (41) Fin: 1:27.84 (43)	I1-I2: 30.49 (41) I2-Fin: 28.60 (41)	0.59 1.88 2.80	73.57	Avg.: 94.59					
37	HALTMAYR Petra	GER	Int1: 28.36 (11) Int2: 58.06 (14) Fin: 1:25.91 (11)	I1-I2: 29.70 (15) I2-Fin: 27.85 (17)	0.20 0.70 0.87	23.37	Avg.: 96.72					
38	HUBER Isabelle	GER	Int1: 28.57 (24) Int2: 58.33 (22) Fin: 1:26.34 (21)	I1-I2: 29.76 (20) I2-Fin: 28.01 (23)	0.41 0.97 1.30	34.75	Avg.: 96.23					
39	MCCARTY Bryna	USA	Int1: Int2: Fin: DNS	I1-I2: I2-Fin:			Avg.:					
40	GIVELET Anne-Laure	FRA	Int1: 28.69 (32) Int2: 58.97 (34) Fin: 1:27.49 (38)	I1-I2: 30.28 (36) I2-Fin: 28.52 (40)	0.53 1.61 2.45	64.63	Avg.: 94.97					
41	DUVILLARD Julie	FRA	Int1: 28.79 (38) Int2: 59.63 (46) Fin: 1:27.73 (40)	I1-I2: 30.84 (45) I2-Fin: 28.10 (26)	0.63 2.27 2.69	70.77	Avg.: 94.71					
42	LEFRANCOIS Anne Marie	CAN	Int1: 28.57 (24) Int2: 58.93 (33) Fin: DNF	I1-I2: 30.36 (37) I2-Fin:	0.41 1.57		Avg.:					
43	MEILLEUR Karine	FRA	Int1: 28.80 (40) Int2: 58.80 (31) Fin: 1:27.24 (35)	I1-I2: 30.00 (31) I2-Fin: 28.44 (35)	0.64 1.44 2.20	58.20	Avg.: 95.24					
44	GOERGL Elisabeth	AUT	Int1: 28.65 (29) Int2: 59.68 (47) Fin: DNF	I1-I2: 31.03 (48) I2-Fin:	0.49 2.32		Avg.:					
45	KILDOW Lindsey C.	USA	Int1: 28.26 (3) Int2: 57.62 (4) Fin: 1:25.48 (6)	I1-I2: 29.36 (7) I2-Fin: 27.86 (19)	0.10 0.26 0.44	11.88	Avg.: 97.20					
46	SCHILD Martina	SUI	Int1: 28.43 (17) Int2: 58.41 (25) Fin: 1:26.68 (26)	I1-I2: 29.98 (30) I2-Fin: 28.27 (33)	0.27 1.05 1.64	43.67	Avg.: 95.86					
47	STEMMER Stefanie	GER	Int1: 28.70 (33) Int2: 59.53 (42) Fin: 1:28.54 (46)	I1-I2: 30.83 (44) I2-Fin: 29.01 (44)	0.54 2.17 3.50	91.24	Avg.: 93.84					



AUDI FIS SKI WORLD CUP 2003/04
6th LADIES SUPER-G
PERFORMANCE ANALYSIS 2



Number of Competitors: 52

Bib	Name	Nation	Positions			Partials			Difference		Speed	
			Pos.	Time	Rank	Pos.	Time	Rank	Time	Dist(m)	Pos.	km/h
48	ROLLAND Marion	FRA	Int1:	28.98	(44)	11-12:	30.55	(42)	0.82			
			Int2:	59.53	(42)	I2-Fin:	28.48	(39)	2.17			
			Fin:	1:28.01	(45)				2.97	77.89	Avg.:	94.41
49	VANDERBEEK Kelly	CAN	Int1:			11-12:						
			Int2:			I2-Fin:					Avg.:	
			Fin:	DNS								
50	MAZE Tina	SLO	Int1:	28.84	(43)	11-12:	29.80	(24)	0.68			
			Int2:	58.64	(27)	I2-Fin:	29.05	(45)	1.28			
			Fin:	1:27.69	(39)				2.65	69.75	Avg.:	94.75
51	SIORPAES Wendy	ITA	Int1:	28.79	(38)	11-12:	30.21	(34)	0.63			
			Int2:	59.00	(37)	I2-Fin:	28.45	(36)	1.64			
			Fin:	1:27.45	(37)				2.41	63.61	Avg.:	95.01
52	POWERS Alison	USA	Int1:			11-12:						
			Int2:			I2-Fin:					Avg.:	
			Fin:	DNS								

LEGEND

Pos Intermediate or Speed Position **Dist(m)** Distance behind the first **Int2:** Intermediate 2 **DNS** Did Not Start
Avg. Average Speed for the race **Int1:** Intermediate 1 **DNF** Did Not Finish **Fin:** Finish



AUDI FIS SKI WORLD CUP



AUDI FIS SKI WORLD CUP 2003/04 AFTER 6th LADIES SUPER-G SUPER-G FIS WCSL LIST

Number of Competitors: 64

Rank	FIS Code	Name	Nation	Competition Dates and Locations						WCSL Points			Base - X + Y = WCSL-SG
				1	2	3	4	5	6				
1	55069	GOETSCHL Renate	AUT	100	80	-	36	100	15	490	368	331	453
2	195374	MONTILLET Carole	FRA	32	50	45	45	50	100	511	383	322	450
3	205117	GERG Hilde	GER	60	45	100	60	60	20	281	211	345	415
4	55198	DORFMEISTER Michaela	AUT	80	60	80	6	13	60	398	299	299	398
5	55212	MEISSNITZER Alexandra	AUT	3	100	36	22	32	45	395	296	238	337
6	206001	RIESCH Maria	GER	22	-	20	80	36	100	24	18	258	264
7	205378	ERTL Martina	GER	29	-	32	4	80	8	291	218	153	226
8	536138	CLARK Kirsten L	USA	50	40	7	15	29	-	332	249	141	224
9	106056	SIMARD Genevieve	CAN	6	1	40	100	-	18	120	90	165	195
10	536473	LALIVE Caroline	USA	16	26	24	50	22	11	136	102	149	183
11	195503	SUCHET Melanie	FRA	10	36	10	26	40	40	36	27	162	171
12	55261	OBERMOSER Brigitte	AUT	-	8	26	14	5	50	239	179	103	163
13	515170	STYGER Nadia	SUI	45	-	32	40	26	13	15	11	156	160
14	295136	CECCARELLI Daniela	ITA	-	5	9	29	-	29	289	217	72	144
15	55539	BERGER Silvia	AUT	8	24	60	9	16	12	49	37	129	141
16	195671	JACQUEMOD Ingrid	FRA	14	32	50	13	-	7	83	62	116	137
17	55538	WIRTH Katja	AUT	26	16	16	36	1	16	52	39	111	124
18	295588	KOSTNER Isolde	ITA	-	24	2	20	11	32	106	80	89	115
19	55339	LECHNER Martina	AUT	40	-	22	8	9	26	9	7	105	107
20	505483	PAERSON Anja	SWE	-	29	13	11	18	22	30	23	93	100
21	295342	PUTZER Karen	ITA	-	-	-	-	-	-	394	296	-	98
22	105997	BRYDON Emily	CAN	14	9	14	18	15	7	77	58	77	96
23	515573	AUFDENBLATTEN Fraenzi	SUI	-	3	12	16	45	-	75	56	76	95
24	385022	KOSTELIC Janica	CRO	-	-	-	-	-	-	281	211	-	70
24	295533	RECCHIA Lucia	ITA	7	-	15	1	22	14	44	33	59	70
26	536477	MENDES Jonna	USA	-	-	4	-	2	-	251	188	6	69
27	536884	LUDLOW Libby	USA	-	-	18	7	15	10	48	36	50	62
28	515098	REY BELLET Corinne	SUI	-	-	-	-	-	-	242	182	-	60
29	537545	MANCUSO Julia	USA	11	-	-	26	3	-	53	40	40	53
30	195837	MATTEL Magda	FRA	40	-	5	2	-	5	-	-	52	52
31	225206	ALCOTT Chimene	GBR	24	14	-	-	12	-	4	3	50	51





AUDI FIS SKI WORLD CUP



AUDI FIS SKI WORLD CUP 2003/04

AFTER 6th LADIES SUPER-G SUPER-G FIS WCSL LIST

Number of Competitors: 64

7 DEC 2003 Lake Louise (CAN)
 4 JAN 2004 Megève (FRA)
 11 JAN 2004 Veysonnaz (SUI)
 14 JAN 2004 Cortina d'Ampezzo (ITA)
 16 JAN 2004 Cortina d'Ampezzo (ITA)
 1 FEB 2004 Haus im Ennstal (AUT)

Rank	FIS Code	Name	Nation	1	2	3	4	5	6	Base	- X	+ Y = WCSL-SG
31	105546	TURGEON Melanie	CAN	-	-	-	-	-	-	203	152	- 51
33	55052	SCHNEIDER Tanja	AUT	-	6	6	12	11	-	44	33	35 46
34	205119	HALTMAYR Petra	GER	10	-	-	3	8	24	-	-	45 45
35	565037	SUHADOLC Mojca	SLO	-	-	-	10	4	-	109	82	14 41
36	537544	KILDOW Lindsey C.	USA	-	-	-	-	-	40	-	-	40 40
36	295449	KLEON Barbara	ITA	2	-	11	-	24	-	13	10	37 40
38	205820	HUBER Isabelle	GER	-	13	4	-	-	10	16	12	27 31
39	515409	BERTHOD Sylviane	SUI	4	-	-	6	-	-	73	55	10 28
39	515348	BORGHI Catherine	SUI	-	20	-	-	-	2	25	19	22 28
41	505260	HARGIN Janette	SWE	-	11	-	-	7	3	22	17	21 26
42	205392	HAEUSL Regina	GER	-	16	-	-	-	-	35	26	16 25
43	55313	ROHREGGER Eveline	AUT	-	-	-	-	-	-	98	74	- 24
44	515166	PIEREN Tanja	SUI	20	-	-	-	-	1	7	5	21 23
44	515560	SCHILD Martina	SUI	-	18	-	-	-	5	-	-	23 23
46	55588	RUMPFHUBER Ingrid	AUT	18	-	-	-	-	-	3	2	18 19
47	195920	GIVELET Anne-Laure	FRA	5	12	-	-	-	-	3	2	17 18
48	296217	COLETTI Alexandra	ITA	-	10	1	-	6	-	-	-	17 17
49	515403	MUELLER Tamara	SUI	-	-	-	-	-	-	63	47	- 16
50	515478	ALPIGER Ella	SUI	15	-	-	-	-	-	-	-	15 15
51	425001	FLEMMEN Andrine	NOR	12	2	-	-	-	-	-	-	14 14
52	55596	WILHELM Kathrin	AUT	1	-	8	-	-	-	6	5	9 10
53	195868	MEILLEUR Karine	FRA	-	7	-	-	-	-	7	5	7 9
53	495318	RUIZ CASTILLO Carolina	SPA	-	-	-	-	-	-	35	26	- 9
55	505187	OTTOSSON Anna	SWE	-	-	-	-	-	-	32	24	- 8
55	485062	ZELENSKAJA Warwara	RUS	-	-	-	-	-	-	32	24	- 8
57	515429	DUMERMUTH Monika	SUI	-	-	-	-	-	-	24	18	- 6
57	535529	MONAHAN Kathleen	USA	-	-	-	-	-	-	25	19	- 6
59	295463	BASSIS Patrizia	ITA	-	-	-	-	-	-	22	17	- 5
59	55290	HEREGGER Selina	AUT	-	-	-	-	-	-	22	17	- 5
59	505632	LINDELL-VIKARBY Jessica	SWE	-	-	-	-	-	-	22	17	- 5
62	105662	LEFRANCOIS Anne Marie	CAN	-	4	-	-	-	-	-	-	4 4





AUDI FIS SKI WORLD CUP



AUDI FIS SKI WORLD CUP 2003/04 AFTER 6th LADIES SUPER-G SUPER-G FIS WCSL LIST

				7 DEC 2003 Lake Louise (CAN)									
				4 JAN 2004 Megève (FRA)		11 JAN 2004 Veysonnaz (SUI)		14 JAN 2004 Cortina d'Ampezzo (ITA)		16 JAN 2004 Cortina d'Ampezzo (ITA)		1 FEB 2004 Haus im Ennstal (AUT)	
Rank	FIS Code	Name	Nation	1	2	3	4	5	6	Base	- X	+ Y	= WCSL-SG
63	295462	MAJ Chiara	ITA	-	-	-	-	-	-	5	4	-	1
63	295800	TAGLIABUE Elena	ITA	-	-	-	-	-	-	3	2	-	1

Number of Competitors per Nation until 60th position

AUT : 12	CAN : 3	CRO : 1	FRA : 6	GBR : 1	GER : 6
ITA : 7	NOR : 1	RUS : 1	SLO : 1	SPA : 1	SUI : 10
SWE : 4	USA : 7				

LEGEND	
Base	Last season WCSL points
X	(Base / number of planned races in the current season) * number of completed races in the current season
Y	WC points won in the current season
WCSL-SG	World Cup Start List points for Super-G

01-02-2004 / Haus im Ennstal (AUT) / 5655

Page 3/3

www.fis-ski.com

Generation Date: SUN 1 FEB 2004

Time: 13:59 Swatch Internet Time: @582

Document: 60A 1.0





AUDI FIS SKI WORLD CUP



AUDI FIS SKI WORLD CUP 2003/04 AFTER 6th LADIES SUPER-G OVERALL FIS WCSL LIST

Number of Competitors: 142

Rank	FIS Code	Name	Nation	WCSL	DH	SL	GS	SG	K
1	505483	PAERSON Anja	SWE	1476	17 (45)	799 (1)	560 (1)	100 (20)	–
2	55069	GOETSCHL Renate	AUT	1217	626 (1)	7 (52)	131 (18)	453 (1)	–
3	55198	DORFMEISTER Michaela	AUT	1058	378 (4)	–	246 (8)	398 (4)	36 (13)
4	195374	MONTILLET Carole	FRA	1044	507 (3)	–	87 (24)	450 (2)	–
5	205378	ERTL Martina	GER	1003	79 (24)	281 (8)	297 (4)	226 (7)	120 (2)
6	205117	GERG Hilde	GER	969	541 (2)	–	13 (47)	415 (3)	–
7	55690	HOSP Nicole	AUT	884	–	420 (3)	384 (2)	–	80 (6)
8	55212	MEISSNITZER Alexandra	AUT	811	213 (10)	–	261 (7)	337 (5)	–
9	385022	KOSTELIC Janica	CRO	745	15 (49)	324 (7)	136 (17)	70 (24)	200 (1)
10	206001	RIESCH Maria	GER	741	274 (6)	44 (35)	54 (35)	264 (6)	105 (3)
11	536138	CLARK Kirsten L	USA	620	263 (7)	–	115 (19)	224 (8)	18 (19)
12	185140	POUTIAINEN Tanja	FIN	591	–	347 (4)	244 (9)	–	–
13	55590	SCHILD Marlies	AUT	552	–	494 (2)	8 (51)	–	50 (10)
14	515268	NEF Sonja	SUI	468	–	245 (10)	223 (10)	–	–
15	295342	PUTZER Karen	ITA	443	16 (47)	–	279 (6)	98 (21)	50 (10)
16	505187	OTTOSSON Anna	SWE	427	–	207 (13)	212 (11)	8 (55)	–
17	295588	KOSTNER Isolde	ITA	416	301 (5)	–	–	115 (18)	–
18	515170	STYGER Nadia	SUI	404	222 (9)	–	22 (42)	160 (13)	–
19	536473	LALIVE Caroline	USA	384	117 (18)	–	32 (37)	183 (10)	52 (9)
20	55261	OBERMOSER Brigitte	AUT	378	120 (17)	–	73 (30)	163 (12)	22 (17)
21	515573	AUFDENBLATTEN Fraenzi	SUI	356	160 (13)	–	85 (25)	95 (23)	16 (20)
22	205636	BERGMANN-SCHMUDERER	GER	341	–	341 (5)	–	–	–
23	55576	GOERGL Elisabeth	AUT	338	–	156 (16)	182 (14)	–	–
24	295445	KARBON Denise	ITA	337	–	2 (59)	335 (3)	–	–
25	295136	CECCARELLI Daniela	ITA	336	174 (11)	–	3 (56)	144 (14)	15 (22)
25	106056	SIMARD Genevieve	CAN	336	25 (38)	–	78 (26)	195 (9)	38 (12)
27	195249	PEQUEGNOT Laure	FRA	335	–	335 (6)	–	–	–
28	536481	SCHLEPER Sarah	USA	331	–	159 (15)	172 (15)	–	–
29	515370	OESTER Marlies	SUI	328	–	123 (20)	105 (21)	–	100 (4)
30	535825	KOZNICK Kristina	USA	298	–	239 (11)	59 (34)	–	–
31	105997	BRYDON Emily	CAN	294	174 (11)	–	–	96 (22)	24 (15)
32	495065	RIENDA CONTRERAS M.	SPA	293	–	8 (51)	285 (5)	–	–
33	195377	PASCAL Christel	FRA	280	–	252 (9)	28 (39)	–	–
34	195503	SUCHET Melanie	FRA	268	97 (22)	–	–	171 (11)	–
35	515409	BERTHOD Sylviane	SUI	263	235 (8)	–	–	28 (39)	–
36	55539	BERGER Silvia	AUT	255	–	–	114 (20)	141 (15)	–





AUDI FIS SKI WORLD CUP



AUDI FIS SKI WORLD CUP 2003/04 AFTER 6th LADIES SUPER-G OVERALL FIS WCSL LIST

Number of Competitors: 142

Rank	FIS Code	Name	Nation	WCSL	DH	SL	GS	SG	K
37	195671	JACQUEMOD Ingrid	FRA	250	113 (19)	–	–	137 (16)	–
38	425001	FLEMMEN Andrine	NOR	247	21 (42)	–	212 (11)	14 (51)	–
39	295435	GIUS Nicole	ITA	244	–	153 (18)	91 (23)	–	–
40	55302	EGGER Sabine	AUT	213	–	213 (12)	–	–	–
41	155415	ZAHROBSKA Sarka	CZE	206	–	149 (19)	2 (60)	–	55 (8)
42	565243	MAZE Tina	SLO	202	–	–	202 (13)	–	–
43	515348	BORGHI Catherine	SUI	198	154 (15)	–	–	28 (39)	16 (20)
43	537544	KILDOW Lindsey C.	USA	198	158 (14)	–	–	40 (36)	–
45	55538	WIRTH Katja	AUT	190	52 (31)	–	–	124 (17)	14 (23)
46	505084	NOWEN Ylva	SWE	183	–	106 (21)	77 (27)	–	–
47	536477	MENDES Jonna	USA	179	109 (20)	–	1 (63)	69 (26)	–
48	105741	FORSYTH Allison	CAN	173	–	2 (59)	171 (16)	–	–
49	537545	MANCUSO Julia	USA	170	22 (41)	11 (49)	3 (56)	53 (29)	81 (5)
50	205115	GERG Annemarie	GER	167	–	166 (14)	1 (63)	–	–
51	205820	HUBER Isabelle	GER	165	134 (16)	–	–	31 (38)	–
52	425051	ROGNMO Trine-bakke	NOR	155	–	155 (17)	–	–	–
53	296259	MOELGG Manuela	ITA	150	–	33 (38)	93 (22)	–	24 (15)
54	205119	HALTMAYR Petra	GER	144	99 (21)	–	–	45 (34)	–
55	225206	ALCOTT Chimene	GBR	140	68 (28)	–	21 (43)	51 (31)	–
56	295449	KLEON Barbara	ITA	132	77 (25)	–	15 (45)	40 (36)	–
57	55052	SCHNEIDER Tanja	AUT	109	59 (29)	–	4 (54)	46 (33)	–
58	55339	LECHNER Martina	AUT	107	–	–	–	107 (19)	–
59	425458	VIKEN Line	NOR	106	–	106 (21)	–	–	–
60	385027	FLEISS Nika	CRO	103	–	103 (23)	–	–	–
60	536884	LUDLOW Libby	USA	103	29 (36)	–	12 (48)	62 (27)	–
62	515560	SCHILD Martina	SUI	99	76 (26)	–	–	23 (44)	–
63	55759	KIRCHGASSER Michaela	AUT	96	–	87 (25)	9 (50)	–	–
63	537772	STIEGLER Resi	USA	96	–	70 (31)	–	–	26 (14)
65	515098	REY BELLET Corinne	SUI	94	34 (34)	–	–	60 (28)	–
66	106022	JANYK Britt	CAN	92	–	26 (42)	66 (31)	–	–
66	55359	TRUPPE Karin	AUT	92	–	92 (24)	–	–	–
68	505632	LINDELL-VIKARBY Jessica	SWE	91	6 (55)	–	19 (44)	5 (59)	61 (7)
69	295533	RECCHIA Lucia	ITA	90	20 (43)	–	–	70 (24)	–
70	55313	ROHREGGER Eveline	AUT	87	–	–	63 (32)	24 (43)	–
70	705287	ZUZULOVA Veronika	SVK	87	–	87 (25)	–	–	–
72	537446	MCCARTY Bryna	USA	85	85 (23)	–	–	–	–





AUDI FIS SKI WORLD CUP



AUDI FIS SKI WORLD CUP 2003/04

AFTER 6th LADIES SUPER-G OVERALL FIS WCSL LIST

Number of Competitors: 142

Rank	FIS Code	Name	Nation	WCSL	DH	SL	GS	SG	K
73	55691	SPONRING Christine	AUT	82	4 (57)	78 (27)	-	-	-
73	55596	WILHELM Kathrin	AUT	82	72 (27)	-	-	10 (52)	-
75	105546	TURGEON Melanie	CAN	79	28 (37)	-	-	51 (31)	-
76	205392	HAEUSL Regina	GER	77	52 (31)	-	-	25 (42)	-
76	355002	HEEB-BATLINER Birgit	LIE	77	-	-	77 (27)	-	-
76	195837	MATTEL Magda	FRA	77	25 (38)	-	-	52 (30)	-
79	505271	EKMAN Susanne	SWE	76	-	73 (30)	3 (56)	-	-
80	505610	BORSSEN Therese	SWE	75	-	75 (28)	-	-	-
80	425389	NILSEN Stina Hofgard	NOR	75	-	-	75 (29)	-	-
80	55588	RUMPFHUBER Ingrid	AUT	75	56 (30)	-	-	19 (46)	-
83	295265	CERESA Annalisa	ITA	74	-	74 (29)	-	-	-
84	296008	MERIGHETTI Daniela	ITA	67	-	7 (52)	60 (33)	-	-
85	515092	GRUENENFELDER Corina	SUI	57	-	57 (32)	-	-	-
86	295738	BACHMANN Silke	ITA	52	-	12 (48)	40 (36)	-	-
86	195215	VIDAL Vanessa	FRA	52	-	52 (33)	-	-	-
88	185058	RAITA Henna	FIN	50	-	50 (34)	-	-	-
88	565037	SUHADOLC Mojca	SLO	50	9 (52)	-	-	41 (35)	-
90	105662	LEFRANCOIS Anne Marie	CAN	45	41 (33)	-	-	4 (62)	-
91	425380	BREMSETH Lisa	NOR	42	-	42 (36)	-	-	-
91	195920	GIVELET Anne-Laure	FRA	42	24 (40)	-	-	18 (47)	-
93	415069	RIEGLER Claudia	NZE	40	-	40 (37)	-	-	-
94	565207	DABIC Lea	SLO	39	-	17 (46)	-	-	22 (17)
95	505260	HARGIN Janette	SWE	37	11 (50)	-	-	26 (41)	-
96	106402	VANDERBEEK Kelly	CAN	34	34 (34)	-	-	-	-
97	385032	JELUSIC Ana	CRO	32	-	28 (41)	4 (54)	-	-
97	515095	KUMMER Lilian	SUI	32	-	-	32 (37)	-	-
99	55388	RAICH Carina	AUT	29	-	29 (39)	-	-	-
99	155047	ZAKOURILOVA Petra	CZE	29	-	29 (39)	-	-	-
101	295927	PLANATSCHER Maddalena	ITA	28	-	-	28 (39)	-	-
102	195931	PELTIER Audrey	FRA	27	-	-	27 (41)	-	-
102	565097	PRETNAR Spela	SLO	27	-	26 (42)	1 (63)	-	-
104	296217	COLETTI Alexandra	ITA	26	9 (52)	-	-	17 (48)	-
105	515478	ALPIGER Ella	SUI	25	10 (51)	-	-	15 (50)	-
105	195868	MEILLEUR Karine	FRA	25	16 (47)	-	-	9 (53)	-
107	515166	PIEREN Tanja	SUI	23	-	-	-	23 (44)	-
108	425359	BERNTSEN Hedda	NOR	22	-	22 (44)	-	-	-





AUDI FIS SKI WORLD CUP



AUDI FIS SKI WORLD CUP 2003/04 AFTER 6th LADIES SUPER-G OVERALL FIS WCSL LIST

Number of Competitors: 142

Rank	FIS Code	Name	Nation	WCSL	DH	SL	GS	SG	K
108	55290	HEREGGER Selina	AUT	22	17 (45)	–	–	5 (59)	–
110	515403	MUELLER Tamara	SUI	21	5 (56)	–	–	16 (49)	–
111	425443	BIRKELUND Karina	NOR	19	–	19 (45)	–	–	–
112	296473	SIORPAES Wendy	ITA	18	18 (44)	–	–	–	–
113	305287	HIROI Noriyo	JPN	17	–	17 (46)	–	–	–
114	195927	LAZIER Laurence	FRA	14	–	–	14 (46)	–	–
115	565109	DOVZAN Alenka	SLO	12	–	–	12 (48)	–	–
116	515429	DUMERMUTH Monika	SUI	10	4 (57)	–	–	6 (57)	–
116	296073	MORANDINI Claudia	ITA	10	–	10 (50)	–	–	–
116	495318	RUIZ CASTILLO Carolina	SPA	10	–	–	1 (63)	9 (53)	–
119	195311	DUVILLARD Julie	FRA	9	4 (57)	–	5 (53)	–	–
120	535529	MONAHAN Kathleen	USA	8	2 (62)	–	–	6 (57)	–
120	485062	ZELENSKAJA Warwara	RUS	8	–	–	–	8 (55)	–
122	305092	KASHIWAGI Kumiko	JPN	7	–	7 (52)	–	–	–
122	536479	POWERS Alison	USA	7	7 (54)	–	–	–	–
122	355038	WALTER Jessica	LIE	7	–	7 (52)	–	–	–
125	106527	ACTON Brigitte	CAN	6	–	–	6 (52)	–	–
125	295463	BASSIS Patrizia	ITA	6	1 (63)	–	–	5 (59)	–
127	565004	BOKAL Natasa	SLO	4	–	4 (56)	–	–	–
127	515496	IMLIG Corinne	SUI	4	4 (57)	–	–	–	–
129	515534	DICHT Erika	SUI	3	–	–	3 (56)	–	–
129	205872	HILD Ellen	GER	3	3 (61)	–	–	–	–
129	505335	HULTDIN Malin	SWE	3	–	3 (57)	–	–	–
129	65038	PERSYN Karen	BEL	3	–	3 (57)	–	–	–
133	195912	DE LEYMARIE Florine	FRA	2	–	2 (59)	–	–	–
133	515766	SUTER Fabienne	SUI	2	–	–	2 (60)	–	–
133	295807	VIERIN Sonia	ITA	2	–	–	2 (60)	–	–
136	485217	ALIEVA Olesja	RUS	1	–	–	1 (63)	–	–
136	55383	BLASER Karin	AUT	1	1 (63)	–	–	–	–
136	195193	DUVILLARD Kristina	FRA	1	–	–	1 (63)	–	–
136	495107	GALINDO SANTOLARIA Ana	SPA	1	–	–	1 (63)	–	–
136	295462	MAJ Chiara	ITA	1	–	–	–	1 (63)	–
136	195291	PELLAT-FINET Caroline	FRA	1	–	–	1 (63)	–	–
136	295800	TAGLIABUE Elena	ITA	1	–	–	–	1 (63)	–





AUDI FIS SKI WORLD CUP



AUDI FIS SKI WORLD CUP 2003/04 AFTER 6th LADIES SUPER-G OVERALL FIS WCSL LIST

LEGEND

GS Giant Slalom points **SG** Super-G points **DH** Downhill points **WCSL** Overall points **SL** Slalom points
K Combined points

01-02-2004 / Haus im Ennstal (AUT) / 5655

Page 5/5

www.fis-ski.com

Generation Date: SUN 1 FEB 2004


Time: 13:59 Swatch Internet Time: @582

Document: 60B 1.0





AUDI FIS SKI WORLD CUP



AUDI FIS SKI WORLD CUP 2003/04 6th LADIES SUPER-G SUPER-G FIS WORLD CUP STANDINGS

Number of Competitors: 48

Rank	FIS Code	Name	Nation	Races						WC-SG	Diff.
				1	2	3	4	5	6		
1	205117	GERG Hilde	GER	60	45	100	60	60	20	345	
2	55069	GOETSCHL Renate	AUT	100	80	-	36	100	15	331	- 14
3	195374	MONTILLET Carole	FRA	32	50	45	45	50	100	322	- 23
4	55198	DORFMEISTER Michaela	AUT	80	60	80	6	13	60	299	- 46
5	206001	RIESCH Maria	GER	22	-	20	80	36	100	258	- 87
6	55212	MEISSNITZER Alexandra	AUT	3	100	36	22	32	45	238	- 107
7	106056	SIMARD Genevieve	CAN	6	1	40	100	-	18	165	- 180
8	195503	SUCHET Melanie	FRA	10	36	10	26	40	40	162	- 183
9	515170	STYGER Nadia	SUI	45	-	32	40	26	13	156	- 189
10	205378	ERTL Martina	GER	29	-	32	4	80	8	153	- 192
11	536473	LALIVE Caroline	USA	16	26	24	50	22	11	149	- 196
12	536138	CLARK Kirsten L	USA	50	40	7	15	29	-	141	- 204
13	55539	BERGER Silvia	AUT	8	24	60	9	16	12	129	- 216
14	195671	JACQUEMOD Ingrid	FRA	14	32	50	13	-	7	116	- 229
15	55538	WIRTH Katja	AUT	26	16	16	36	1	16	111	- 234
16	55339	LECHNER Martina	AUT	40	-	22	8	9	26	105	- 240
17	55261	OBERMOSER Brigitte	AUT	-	8	26	14	5	50	103	- 242
18	505483	PAERSON Anja	SWE	-	29	13	11	18	22	93	- 252
19	295588	KOSTNER Isolde	ITA	-	24	2	20	11	32	89	- 256
20	105997	BRYDON Emily	CAN	14	9	14	18	15	7	77	- 268
21	515573	AUFDENBLATTEN Fraenzi	SUI	-	3	12	16	45	-	76	- 269
22	295136	CECCARELLI Daniela	ITA	-	5	9	29	-	29	72	- 273
23	295533	RECCHIA Lucia	ITA	7	-	15	1	22	14	59	- 286
24	195837	MATTEL Magda	FRA	40	-	5	2	-	5	52	- 293
25	225206	ALCOTT Chimene	GBR	24	14	-	-	12	-	50	- 295
25	536884	LUDLOW Libby	USA	-	-	18	7	15	10	50	- 295
27	205119	HALTMAYR Petra	GER	10	-	-	3	8	24	45	- 300
28	537544	KILDOW Lindsey C.	USA	-	-	-	-	-	40	40	- 305
28	537545	MANCUSO Julia	USA	11	-	-	26	3	-	40	- 305
30	295449	KLEON Barbara	ITA	2	-	11	-	24	-	37	- 308
31	55052	SCHNEIDER Tanja	AUT	-	6	6	12	11	-	35	- 310





AUDI FIS SKI WORLD CUP



AUDI FIS SKI WORLD CUP 2003/04 6th LADIES SUPER-G SUPER-G FIS WORLD CUP STANDINGS

Number of Competitors: 48

Rank	FIS Code	Name	Nation	Race Dates and Locations						WC-SG	Diff.
				1	2	3	4	5	6		
32	205820	HUBER Isabelle	GER	-	13	4	-	-	10	27	- 318
33	515560	SCHILD Martina	SUI	-	18	-	-	-	5	23	- 322
34	515348	BORGHI Catherine	SUI	-	20	-	-	-	2	22	- 323
35	505260	HARGIN Janette	SWE	-	11	-	-	7	3	21	- 324
35	515166	PIEREN Tanja	SUI	20	-	-	-	-	1	21	- 324
37	55588	RUMPFHUBER Ingrid	AUT	18	-	-	-	-	-	18	- 327
38	296217	COLETTI Alexandra	ITA	-	10	1	-	6	-	17	- 328
38	195920	GIVELET Anne-Laure	FRA	5	12	-	-	-	-	17	- 328
40	205392	HAEUSL Regina	GER	-	16	-	-	-	-	16	- 329
41	515478	ALPIGER Ella	SUI	15	-	-	-	-	-	15	- 330
42	425001	FLEMMEN Andrine	NOR	12	2	-	-	-	-	14	- 331
42	565037	SUHADOLC Mojca	SLO	-	-	-	10	4	-	14	- 331
44	515409	BERTHOD Sylviane	SUI	4	-	-	6	-	-	10	- 335
45	55596	WILHELM Kathrin	AUT	1	-	8	-	-	-	9	- 336
46	195868	MEILLEUR Karine	FRA	-	7	-	-	-	-	7	- 338
47	536477	MENDES Jonna	USA	-	-	4	-	2	-	6	- 339
48	105662	LEFRANCOIS Anne Marie	CAN	-	4	-	-	-	-	4	- 341

LEGEND

WC-SG World Cup points for Super-G Diff. Points Difference

01-02-2004 / Haus im Ennstal (AUT) / 5655

Page 2/2

www.fis-ski.com

Generation Date: SUN 1 FEB 2004

Time: 13:59 Swatch Internet Time: @582

Document: 25A 1.0





AUDI FIS SKI WORLD CUP



AUDI FIS SKI WORLD CUP 2003/04

6th LADIES SUPER-G

OVERALL FIS WORLD CUP STANDINGS

Number of Competitors: 110

Rank	FIS Code	Name	Nation	Points	DH	SL	GS	SG	K
					8 races	6 races	5 races	6 races	
1	55069	GOETSCHL Renate	AUT	1048	580 (1)	7 (41)	130 (10)	331 (2)	-
2	505483	PAERSON Anja	SWE	1020	17 (42)	580 (1)	330 (1)	93 (18)	-
3	205117	GERG Hilde	GER	870	517 (2)	-	8 (41)	345 (1)	-
4	195374	MONTILLET Carole	FRA	853	468 (3)	-	63 (23)	322 (3)	-
5	55198	DORFMEISTER Michaela	AUT	761	334 (4)	-	128 (11)	299 (4)	-
6	206001	RIESCH Maria	GER	604	261 (6)	35 (31)	50 (25)	258 (5)	-
7	205378	ERTL Martina	GER	597	72 (26)	190 (5)	182 (5)	153 (10)	-
8	55212	MEISSNITZER Alexandra	AUT	580	189 (10)	-	153 (8)	238 (6)	-
9	55690	HOSP Nicole	AUT	566	-	306 (3)	260 (2)	-	-
10	536138	CLARK Kirsten L	USA	456	228 (7)	-	87 (17)	141 (12)	-
11	515170	STYGER Nadia	SUI	396	220 (8)	-	20 (35)	156 (9)	-
12	295588	KOSTNER Isolde	ITA	377	288 (5)	-	-	89 (19)	-
13	185140	POUTIAINEN Tanja	FIN	365	-	190 (5)	175 (6)	-	-
14	55590	SCHILD Marlies	AUT	333	-	325 (2)	8 (41)	-	-
15	515573	AUFDENBLATTEN Fraenzi	SUI	300	160 (12)	-	64 (22)	76 (21)	-
16	505187	OTTOSSON Anna	SWE	274	-	141 (10)	133 (9)	-	-
17	55576	GOERGL Elisabeth	AUT	268	-	111 (12)	157 (7)	-	-
18	536473	LALIVE Caroline	USA	263	107 (17)	-	7 (44)	149 (11)	-
19	195503	SUCHET Melanie	FRA	255	93 (21)	-	-	162 (8)	-
20	105997	BRYDON Emily	CAN	251	174 (11)	-	-	77 (20)	-
20	515268	NEF Sonja	SUI	251	-	163 (8)	88 (16)	-	-
22	205636	BERGMANN-SCHMUDERER	GER	235	-	235 (4)	-	-	-
23	295136	CECCARELLI Daniela	ITA	231	159 (13)	-	-	72 (22)	-
24	515409	BERTHOD Sylviane	SUI	230	220 (8)	-	-	10 (44)	-
25	106056	SIMARD Genevieve	CAN	229	25 (36)	-	39 (26)	165 (7)	-
26	55261	OBERMOSER Brigitte	AUT	226	100 (18)	-	23 (32)	103 (17)	-
27	195671	JACQUEMOD Ingrid	FRA	212	96 (20)	-	-	116 (14)	-
28	536481	SCHLEPER Sarah	USA	205	-	85 (19)	120 (12)	-	-
29	537544	KILDOW Lindsey C.	USA	198	158 (14)	-	-	40 (28)	-
30	495065	RIENDA CONTRERAS M.	SPA	196	-	-	196 (3)	-	-
31	295445	KARBON Denise	ITA	195	-	-	195 (4)	-	-
32	55539	BERGER Silvia	AUT	190	-	-	61 (24)	129 (13)	-
33	195249	PEQUEGNOT Laure	FRA	184	-	184 (7)	-	-	-
34	535825	KOZNICK Kristina	USA	183	-	154 (9)	29 (28)	-	-
35	515348	BORGHI Catherine	SUI	163	141 (15)	-	-	22 (34)	-
36	515370	OESTER Marlies	SUI	161	-	74 (22)	87 (17)	-	-





AUDI FIS SKI WORLD CUP



AUDI FIS SKI WORLD CUP 2003/04 6th LADIES SUPER-G OVERALL FIS WORLD CUP STANDINGS

Number of Competitors: 110

Rank	FIS Code	Name	Nation	Points	DH	SL	GS	SG	K
					8 races	6 races	5 races	6 races	
37	55538	WIRTH Katja	AUT	154	43 (31)	–	–	111 (15)	–
38	205820	HUBER Isabelle	GER	153	126 (16)	–	–	27 (32)	–
39	425001	FLEMMEN Andrine	NOR	149	21 (39)	–	114 (13)	14 (42)	–
40	205119	HALTMAYR Petra	GER	144	99 (19)	–	–	45 (27)	–
41	225206	ALCOTT Chimene	GBR	139	68 (27)	–	21 (34)	50 (25)	–
42	55302	EGGER Sabine	AUT	136	–	136 (11)	–	–	–
43	295449	KLEON Barbara	ITA	129	77 (24)	–	15 (37)	37 (30)	–
44	195377	PASCAL Christel	FRA	123	–	100 (14)	23 (32)	–	–
45	295435	GIUS Nicole	ITA	114	–	47 (28)	67 (21)	–	–
45	565243	MAZE Tina	SLO	114	–	–	114 (13)	–	–
47	155415	ZAHROBSKA Sarka	CZE	108	–	106 (13)	2 (49)	–	–
48	55339	LECHNER Martina	AUT	105	–	–	–	105 (16)	–
49	205115	GERG Annemarie	GER	100	–	100 (14)	–	–	–
50	536477	MENDES Jonna	USA	98	92 (22)	–	–	6 (47)	–
51	515560	SCHILD Martina	SUI	97	74 (25)	–	–	23 (33)	–
52	425051	ROGNMO Trine-bakke	NOR	96	–	96 (16)	–	–	–
53	105741	FORSYTH Allison	CAN	94	–	–	94 (15)	–	–
53	55052	SCHNEIDER Tanja	AUT	94	59 (29)	–	–	35 (31)	–
55	536884	LUDLOW Libby	USA	89	27 (35)	–	12 (38)	50 (25)	–
56	425458	VIKEN Line	NOR	87	–	87 (17)	–	–	–
56	705287	ZUZULOVA Veronika	SVK	87	–	87 (17)	–	–	–
58	537446	MCCARTY Bryna	USA	84	84 (23)	–	–	–	–
59	55759	KIRCHGASSER Michaela	AUT	80	–	71 (23)	9 (40)	–	–
60	195837	MATTEL Magda	FRA	77	25 (36)	–	–	52 (24)	–
60	295533	RECCHIA Lucia	ITA	77	18 (40)	–	–	59 (23)	–
62	296259	MOELGG Manuela	ITA	76	–	8 (40)	68 (20)	–	–
63	505610	BORSSEN Therese	SWE	75	–	75 (20)	–	–	–
63	385027	FLEISS Nika	CRO	75	–	75 (20)	–	–	–
63	55596	WILHELM Kathrin	AUT	75	66 (28)	–	–	9 (45)	–
66	55588	RUMPFHUBER Ingrid	AUT	73	55 (30)	–	–	18 (37)	–
67	295342	PUTZER Karen	ITA	72	–	–	72 (19)	–	–
68	537545	MANCUSO Julia	USA	64	17 (42)	4 (46)	3 (48)	40 (28)	–
69	537772	STIEGLER Resi	USA	60	–	60 (24)	–	–	–
70	205392	HAEUSL Regina	GER	59	43 (31)	–	–	16 (40)	–
71	55691	SPONRING Christine	AUT	58	–	58 (25)	–	–	–
72	55359	TRUPPE Karin	AUT	55	–	55 (26)	–	–	–





AUDI FIS SKI WORLD CUP



AUDI FIS SKI WORLD CUP 2003/04

6th LADIES SUPER-G

OVERALL FIS WORLD CUP STANDINGS


Number of Competitors: 110

Rank	FIS Code	Name	Nation	Points	DH	SL	GS	SG	K
					8 races	6 races	5 races	6 races	
73	295265	CERESA Annalisa	ITA	48	–	48 (27)	–	–	–
74	105662	LEFRANCOIS Anne Marie	CAN	45	41 (33)	–	–	4 (48)	–
75	195920	GIVELET Anne-Laure	FRA	41	24 (38)	–	–	17 (38)	–
76	505271	EKMAN Susanne	SWE	37	–	37 (29)	–	–	–
76	185058	RAITA Henna	FIN	37	–	37 (29)	–	–	–
78	106402	VANDERBEEK Kelly	CAN	34	34 (34)	–	–	–	–
79	295738	BACHMANN Silke	ITA	33	–	5 (45)	28 (30)	–	–
79	515092	GRUENENFELDER Corina	SUI	33	–	33 (32)	–	–	–
81	505260	HARGIN Janette	SWE	30	9 (47)	–	–	21 (35)	–
81	296008	MERIGHETTI Daniela	ITA	30	–	–	30 (27)	–	–
83	515095	KUMMER Lilian	SUI	29	–	–	29 (28)	–	–
84	385032	JELUSIC Ana	CRO	28	–	28 (33)	–	–	–
85	195931	PELTIER Audrey	FRA	27	–	–	27 (31)	–	–
86	296217	COLETTI Alexandra	ITA	26	9 (47)	–	–	17 (38)	–
87	515478	ALPIGER Ella	SUI	25	10 (46)	–	–	15 (41)	–
87	155047	ZAKOURILOVA Petra	CZE	25	–	25 (34)	–	–	–
89	195868	MEILLEUR Karine	FRA	21	14 (45)	–	–	7 (46)	–
89	515166	PIEREN Tanja	SUI	21	–	–	–	21 (35)	–
91	425380	BREMSETH Lisa	NOR	20	–	20 (35)	–	–	–
92	425443	BIRKELUND Karina	NOR	19	–	19 (36)	–	–	–
93	425389	NILSEN Stina Hofgard	NOR	18	–	–	18 (36)	–	–
93	296473	SIORPAES Wendy	ITA	18	18 (40)	–	–	–	–
93	195215	VIDAL Vanessa	FRA	18	–	18 (37)	–	–	–
96	305287	HIROI Noriyo	JPN	17	–	17 (38)	–	–	–
97	55290	HEREGGER Selina	AUT	16	16 (44)	–	–	–	–
97	565037	SUHADOLC Mojca	SLO	16	2 (52)	–	–	14 (42)	–
99	106022	JANYK Britt	CAN	14	–	6 (44)	8 (41)	–	–
100	295927	PLANATSCHER Maddalena	ITA	12	–	–	12 (38)	–	–
101	195311	DUVILLARD Julie	FRA	9	4 (50)	–	5 (46)	–	–
101	55388	RAICH Carina	AUT	9	–	9 (39)	–	–	–
103	305092	KASHIWAGI Kumiko	JPN	7	–	7 (41)	–	–	–
103	355038	WALTER Jessica	LIE	7	–	7 (41)	–	–	–
105	106527	ACTON Brigitte	CAN	6	–	–	6 (45)	–	–
105	536479	POWERS Alison	USA	6	6 (49)	–	–	–	–
107	195927	LAZIER Laurence	FRA	5	–	–	5 (46)	–	–
108	296073	MORANDINI Claudia	ITA	4	–	4 (46)	–	–	–





AUDI FIS SKI WORLD CUP



AUDI FIS SKI WORLD CUP 2003/04

6th LADIES SUPER-G

OVERALL FIS WORLD CUP STANDINGS

Number of Competitors: 110

Rank	FIS Code	Name	Nation	Points	DH	SL	GS	SG	K
					8 races	6 races	5 races	6 races	
109	205872	HILD Ellen	GER	3	3 (51)	-	-	-	-
109	65038	PERSYN Karen	BEL	3	-	3 (48)	-	-	-

LEGEND

GS Giant Slalom points **SG** Super-G points **DH** Downhill points **Points** Overall points **SL** Slalom points
K Combined points

01-02-2004 / Haus im Ennstal (AUT) / 5655

Page 4/4

www.fis-ski.com

Generation Date: SUN 1 FEB 2004


Time: 13:59 Swatch Internet Time: @582

Document: 25B 1.0





AUDI FIS SKI WORLD CUP



AUDI FIS SKI WORLD CUP 2003/04

6th LADIES SUPER-G

WOMEN FIS NATION CUP


Number of Nations: 19

Place	Nation	Points	Diff.	DH	SL	GS	SG	K
1	AUT Austria	4827		1442	1078	929	1378	-
2	GER Germany	2765	- 2062	1121	560	240	844	-
3	FRA France	1825	- 3002	724	302	123	676	-
4	SUI Switzerland	1706	- 3121	825	270	288	323	-
4	USA United States of America	1706	- 3121	719	303	258	426	-
6	ITA Italy	1442	- 3385	569	112	487	274	-
7	SWE Sweden	1436	- 3391	26	833	463	114	-
8	CAN Canada	673	- 4154	274	6	147	246	-
9	FIN Finland	402	- 4425	-	227	175	-	-
10	NOR Norway	389	- 4438	21	222	132	14	-
11	SPA Spain	196	- 4631	-	-	196	-	-
12	GBR Great Britain	139	- 4688	68	-	21	50	-
13	CZE Czech Republic	133	- 4694	-	131	2	-	-
14	SLO Slovenia	130	- 4697	2	-	114	14	-
15	CRO Croatia	103	- 4724	-	103	-	-	-
16	SVK Slovakia	87	- 4740	-	87	-	-	-
17	JPN Japan	24	- 4803	-	24	-	-	-
18	LIE Liechtenstein	7	- 4820	-	7	-	-	-
19	BEL Belgium	3	- 4824	-	3	-	-	-





AUDI FIS SKI WORLD CUP



AUDI FIS SKI WORLD CUP 2003/04 6th LADIES SUPER-G FIS OVERALL NATION CUP


Number of Nations: 22

Place	Nation	Overall			DH Points			SL Points			GS Points			SG Points			K Points		
		M+W	M	W	M+W	M	W	M+W	M	W	M+W	M	W	M+W	M	W	M+W	M	W
1	AUT	12500	7673	4827	4645	3203	1442	2625	1547	1078	1966	1037	929	2945	1567	1378	319	319	-
2	SUI	3751	2045	1706	1763	938	825	448	178	270	468	180	288	860	537	323	212	212	-
3	ITA	3596	2154	1442	1067	498	569	809	697	112	1218	731	487	473	199	274	29	29	-
4	USA	3495	1789	1706	1305	586	719	635	332	303	628	370	258	727	301	426	200	200	-
5	FRA	3110	1285	1825	1164	440	724	586	284	302	495	372	123	775	99	676	90	90	-
6	GER	2990	225	2765	1157	36	1121	730	170	560	240	-	240	863	19	844	-	-	-
7	NOR	2248	1859	389	511	490	21	475	253	222	490	358	132	541	527	14	231	231	-
8	SWE	2145	709	1436	164	138	26	1087	254	833	535	72	463	268	154	114	91	91	-
9	CAN	1210	537	673	374	100	274	238	232	6	253	106	147	345	99	246	-	-	-
10	FIN	1093	691	402	-	-	-	654	427	227	439	264	175	-	-	-	-	-	-
11	SLO	446	316	130	29	27	2	238	238	-	125	11	114	14	-	14	40	40	-
12	CRO	374	271	103	-	-	-	298	195	103	62	62	-	14	14	-	-	-	-
13	GBR	197	58	139	68	-	68	58	58	-	21	-	21	50	-	50	-	-	-
14	SPA	196	-	196	-	-	-	-	-	-	196	-	196	-	-	-	-	-	-
15	LIE	182	175	7	70	70	-	22	15	7	10	10	-	80	80	-	-	-	-
16	CZE	175	42	133	-	-	-	131	-	131	2	-	2	-	-	-	42	42	-
17	JPN	89	65	24	-	-	-	89	65	24	-	-	-	-	-	-	-	-	-
18	SVK	87	-	87	-	-	-	87	-	87	-	-	-	-	-	-	-	-	-
19	RUS	26	26	-	-	-	-	-	-	-	-	-	-	-	-	-	26	26	-
20	AND	12	12	-	-	-	-	-	-	-	-	-	-	-	-	-	12	12	-
21	AUS	10	10	-	3	3	-	-	-	-	-	-	-	7	7	-	-	-	-
22	BEL	3	-	3	-	-	-	3	-	3	-	-	-	-	-	-	-	-	-





AUDI FIS SKI WORLD CUP



AUDI FIS SKI WORLD CUP 2003/04

AFTER 6th LADIES SUPER-G

MANUFACTURERS STANDINGS WOMEN presented by "DIE PRESSE"

Number of Manufacturers: 9

Place	Manufacturer	Points	Diff.	DH	SL	GS	SG	K
1	SALOMON	2900		935	760	615	590	-
2	VÖLKL	2250	- 650	605	770	405	470	-
3	ROSSIGNOL	1825	- 1075	515	190	570	550	-
4	FISCHER	670	- 2230	460	-	60	150	-
5	BLIZZARD	660	- 2240	210	-	80	370	-
6	HEAD	470	- 2430	160	80	50	180	-
7	DYNASTAR	440	- 2460	175	130	95	40	-
8	ATOMIC	280	- 2620	-	280	-	-	-
9	NORDICA	50	- 2850	-	50	-	-	-





AUDI FIS SKI WORLD CUP



AUDI FIS SKI WORLD CUP 2003/04

AFTER 6th LADIES SUPER-G

MANUFACTURERS STANDINGS OVERALL presented by "DIE PRESSE"

Number of Manufacturers: 11

Place	Manufacturer	Overall			DH Points			SL Points			GS Points			SG Points			K Points		
		M+W	M	W	M+W	M	W	M+W	M	W	M+W	M	W	M+W	M	W	M+W	M	W
1	ATOMIC	6090	5810	280	2590	2590	-	1030	750	280	795	795	-	1420	1420	-	255	255	-
2	SALOMON	4040	1140	2900	1155	220	935	1000	240	760	1155	540	615	730	140	590	-	-	-
3	ROSSIGNOL	2910	1085	1825	555	40	515	555	365	190	960	390	570	550	-	550	290	290	-
4	VÖLKL	2615	365	2250	605	-	605	1135	365	770	405	-	405	470	-	470	-	-	-
5	FISCHER	1385	715	670	560	100	460	570	570	-	60	-	60	150	-	150	45	45	-
6	DYNASTAR	1295	855	440	435	260	175	175	45	130	245	150	95	320	280	40	120	120	-
7	HEAD	685	215	470	295	135	160	120	40	80	50	-	50	220	40	180	-	-	-
8	BLIZZARD	660	-	660	210	-	210	-	-	-	80	-	80	370	-	370	-	-	-
9	NORDICA	340	290	50	-	-	-	340	290	50	-	-	-	-	-	-	-	-	-
10	STÖCKLI	100	100	-	100	100	-	-	-	-	-	-	-	-	-	-	-	-	-
11	ELAN	40	40	-	-	-	-	-	-	-	-	-	-	-	-	-	40	40	-

