



AUDI FIS SKI WORLD CUP
3rd LADIES SLALOM
ALPHABETICAL LIST OF COMPETITORS



Number of Competitors: 65

Nation	FIS Code	Name	FIS Points (December 2003 List)							
			DH		SL		GS		SG	
ARG	35089	SIMARI BIRKNER Macarena	55.53	(200)	50.09	(448)	48.87	(478)	44.41	(213)
	35079	SIMARI BIRKNER Maria Belen	53.35	(184)	43.21	(337)	30.04	(206)	44.04	(211)
AUT	55302	EGGER Sabine	374.18	(1176)	4.75	(14)	45.68	(413)	221.40	(1622)
	55576	GOERGL Elisabeth	22.41	(76)	5.61	(21)	5.49	(23)	20.56	(79)
	55690	HOSP Nicole	18.64	(65)	4.22	(9)	3.25	(5)	23.98	(97)
	55759	KIRCHGASSER Michaela	27.12	(93)	6.00	(31)	11.96	(48)	25.62	(113)
	55388	RAICH Carina	–		14.02	(63)	33.24	(247)	202.85	(1515)
	55590	SCHILD Marlies	42.03	(143)	2.58	(3)	40.28	(339)	62.17	(363)
	55691	SPONRING Christine	6.00	(31)	5.93	(28)	21.04	(107)	21.02	(85)
55359	TRUPPE Karin	208.90	(855)	5.68	(22)	29.69	(196)	56.72	(305)	
BEL	65038	PERSYN Karen	333.14	(1129)	25.85	(138)	58.84	(642)	104.55	(788)
CAN	105997	BRYDON Emily	7.26	(37)	18.32	(92)	19.19	(95)	5.57	(21)
	105741	FORSYTH Allison	157.06	(645)	21.32	(106)	4.82	(15)	62.81	(372)
	106022	JANYK Britt	123.86	(519)	14.35	(64)	5.38	(20)	61.14	(352)
CRO	385027	FLEISS Nika	–		5.81	(26)	16.08	(67)	44.72	(216)
	385032	JELUSIC Ana	–		10.99	(48)	14.89	(59)	62.81	(372)
CZE	155415	ZAHROBSKA Sarka	37.91	(129)	5.30	(19)	13.98	(56)	21.33	(86)
	155047	ZAKOURILOVA Petra	112.44	(463)	10.26	(42)	23.00	(127)	129.60	(994)
	155409	ZIKOVA Lucie	–		32.03	(197)	37.62	(305)	53.35	(282)
FIN	185151	OLLIKKA Marika	–		20.02	(102)	46.52	(428)	368.21	(2036)
	185140	POUTIAINEN Tanja	–		3.03	(4)	4.68	(14)	177.42	(1366)
	185058	RAITA Henna	345.36	(1143)	7.49	(38)	35.03	(267)	263.51	(1802)
FRA	196016	DAUTHERIVES Claire	153.39	(629)	12.55	(57)	34.36	(261)	152.37	(1174)
	195912	DE LEYMARIE Florine	–		10.08	(41)	49.60	(491)	265.65	(1811)
	195377	PASCAL Christel	–		3.45	(6)	17.27	(82)	350.40	(2009)
	195249	PEQUEGNOT Laure	253.78	(970)	3.04	(5)	23.02	(128)	163.94	(1263)
	195215	VIDAL Vanessa	154.79	(636)	5.78	(25)	56.58	(602)	111.10	(838)
GER	205636	BERGMANN-SCHMUDERER Monika	134.06	(563)	4.39	(11)	31.36	(229)	162.71	(1256)



AUDI FIS SKI WORLD CUP
3rd LADIES SLALOM
ALPHABETICAL LIST OF COMPETITORS



Number of Competitors: 65

Nation	FIS Code	Name	FIS Points (December 2003 List)							
			DH		SL		GS		SG	
GER	205378	ERTL Martina	5.50	(23)	4.28	(10)	2.91	(4)	2.82	(7)
	205115	GERG Annemarie	–		5.04	(17)	17.84	(90)	90.89	(651)
	206001	RIESCH Maria	4.73	(17)	10.26	(42)	21.22	(109)	13.28	(39)
ITA	295738	BACHMANN Silke	165.25	(679)	16.15	(79)	8.05	(35)	15.58	(50)
	295265	CERESA Annalisa	83.97	(335)	5.99	(29)	31.26	(226)	52.80	(281)
	295435	GIUS Nicole	212.71	(865)	4.10	(7)	8.28	(36)	49.33	(248)
	295445	KARBON Denise	483.54	(1238)	14.41	(66)	2.88	(3)	44.95	(218)
	296259	MOELGG Manuela	87.31	(343)	11.98	(53)	5.76	(28)	20.75	(81)
	296073	MORANDINI Claudia	275.15	(1020)	7.03	(35)	22.34	(122)	136.58	(1050)
	296091	PEZZEDI Emmi	277.07	(1022)	16.48	(82)	26.13	(159)	74.95	(484)
296267	PITTIN Alessia	32.10	(108)	19.52	(99)	23.06	(130)	28.04	(122)	
JPN	305287	HIROI Noriyo	–		18.26	(91)	28.07	(183)	266.61	(1820)
LIE	355038	WALTER Jessica	67.68	(255)	19.41	(98)	22.70	(125)	45.60	(226)
NOR	425443	BIRKELUND Karina	332.78	(1127)	14.81	(70)	27.94	(181)	267.06	(1822)
	425380	BREMSETH Lisa	71.49	(272)	5.99	(29)	47.92	(452)	92.53	(673)
	425432	MUELLER Anne Marie	72.26	(279)	15.83	(75)	17.17	(81)	45.90	(228)
	425051	ROGNMO Trine-bakke	289.86	(1056)	5.23	(18)	26.63	(164)	347.35	(2004)
	425458	VIKEN Line	340.19	(1137)	6.97	(34)	24.64	(145)	107.31	(807)
POL	435142	KARASINSKA Katarzyna	279.46	(1027)	16.73	(83)	58.89	(645)	66.55	(408)
SLO	565207	DABIC Lea	7.46	(38)	12.57	(58)	60.93	(681)	17.54	(62)
	565241	KOBAL Ana	57.16	(206)	21.40	(111)	31.33	(227)	41.03	(190)
SUI	515092	GRUENENFELDER Corina	443.89	(1226)	5.90	(27)	19.63	(98)	243.57	(1731)
	515268	NEF Sonja	–		4.16	(8)	3.42	(6)	34.23	(152)
	515370	OESTER Marlies	42.14	(144)	5.43	(20)	5.74	(26)	136.81	(1054)
SVK	705287	ZUZULOVA Veronika	–		6.00	(31)	27.29	(169)	–	
SWE	505610	BORSSEN Therese	–		9.73	(40)	23.37	(134)	250.56	(1760)
	505271	EKMAN Susanne	–		5.71	(23)	12.10	(49)	81.41	(554)



AUDI FIS SKI WORLD CUP
3rd LADIES SLALOM
ALPHABETICAL LIST OF COMPETITORS



Number of Competitors: 65

Nation	FIS Code	Name	FIS Points (December 2003 List)			
			DH	SL	GS	SG
SWE	505351	OLOFSSON Sofie	–	15.41 (72)	32.43 (237)	–
	505187	OTTOSSON Anna	67.96 (257)	4.93 (15)	4.29 (11)	12.07 (34)
	505483	PAERSON Anja	20.98 (71)	1.22 (2)	0.00 (1)	13.44 (40)
	505491	SOEDERBERG Ida	–	12.41 (56)	36.99 (298)	204.22 (1526)
USA	537230	KELLEY Jessica C	450.46 (1229)	20.46 (104)	10.33 (43)	48.15 (244)
	535825	KOZNICK Kristina	–	4.58 (13)	7.95 (34)	90.63 (648)
	537545	MANCUSO Julia	5.86 (27)	13.91 (62)	11.50 (46)	5.87 (25)
	537626	RICHARDSON Kaylin L	94.34 (381)	10.69 (46)	10.30 (42)	42.35 (199)
	536481	SCHLEPER Sarah	93.85 (379)	5.02 (16)	4.90 (16)	61.20 (353)
	537772	STIEGLER Resi	25.09 (83)	11.44 (51)	12.54 (50)	30.09 (134)

LEGEND
DH Downhill SL Slalom GS Giant Slalom SG Super-G

17-12-2003 / Madonna di Campiglio (ITA) / Spindleruv Mlyn / 5694

Page 3/3

Data Processing by SWATCH

www.fis-ski.com

SWATCH Timing

Generation Date: TUE 16 DEC 2003

Time: 17:16 Swatch Internet Time: @720

Document: 32E 1.0



AUDI FIS SKI WORLD CUP
3rd LADIES SLALOM
DRAW LIST BY POINTS



Number of Competitors: 65

No.	FIS Code	Name	Nation	WCSL-SL	WCSL-O	FIS-SL
1	505483	PAERSON Anja	SWE	638 (2)	1278 (2)	1.22 (1)
2	55590	SCHILD Marlies	AUT	434 (3)	489 (14)	2.58 (2)
3	195249	PEQUEGNOT Laure	FRA	432 (4)	433 (17)	3.04 (4)
4	185140	POUTIAINEN Tanja	FIN	382 (5)	591 (12)	3.03 (3)
5	195377	PASCAL Christel	FRA	355 (6)	386 (21)	3.45 (5)
6	55690	HOSP Nicole	AUT	289 (7)	736 (10)	4.22 (8)
7	515268	NEF Sonja	SUI	258 (8)	561 (13)	4.16 (7)
8	205378	ERTL Martina	GER	256 (9)	1040 (4)	4.28 (9)
9	295435	GIUS Nicole	ITA	243 (10)	327 (28)	4.10 (6)
10	535825	KOZNICK Kristina	USA	241 (11)	306 (30)	4.58 (11)
11	205636	BERGMANN-SCHMUDERER Monika	GER	232 (12)	232 (34)	4.39 (10)
12	505187	OTTOSSON Anna	SWE	202 (14)	433 (17)	4.93 (13)
13	55302	EGGER Sabine	AUT	193 (15)	193 (42)	4.75 (12)
14	536481	SCHLEPER Sarah	USA	173 (16)	338 (25)	5.02 (14)
15	205115	GERG Annemarie	GER	159 (17)	160 (50)	5.04 (15)
16	425051	ROGNMO Trine-bakke	NOR	156 (18)	156 (52)	5.23 (16)
17	155415	ZAHROBSKA Sarka	CZE	144 (19)	199 (40)	5.30 (17)
18	515370	OESTER Marlies	SUI	109 (20)	307 (29)	5.43 (18)
19	55576	GOERGL Elisabeth	AUT	99 (21)	265 (31)	5.61 (19)
20	55359	TRUPPE Karin	AUT	96 (22)	96 (60)	5.68 (20)
21	505271	EKMAN Susanne	SWE	88 (23)	92 (64)	5.71 (21)
22	385027	FLEISS Nika	CRO	84 (24)	84 (67)	5.81 (23)
23	515092	GRUENENFELDER Corina	SUI	76 (26)	76 (71)	5.90 (24)
24	195215	VIDAL Vanessa	FRA	75 (27)	75 (72)	5.78 (22)
25	295265	CERESA Annalisa	ITA	69 (28)	69 (73)	5.99 (26)
26	55691	SPONRING Christine	AUT	61 (29)	86 (66)	5.93 (25)
27	296259	MOELGG Manuela	ITA	58 (30)	184 (45)	11.98 (40)
28	425380	BREMSETH Lisa	NOR	54 (31)	54 (78)	5.99 (27)
29	55759	KIRCHGASSER Michaela	AUT	45 (33)	54 (78)	6.00 (29)
30	705287	ZUZULOVA Veronika	SVK	40 (35)	40 (91)	6.00 (28)
31	106022	JANYK Britt	CAN	40 (35)	145 (54)	14.35 (46)
32	+400 295445	KARBON Denise	ITA	5 (52)	422 (20)	14.41 (47)
33	425458	VIKEN Line	NOR	38 (38)	38 (93)	6.97 (30)
34	296073	MORANDINI Claudia	ITA	12 (49)	12 (115)	7.03 (31)
35	185058	RAITA Henna	FIN	26 (40)	26 (102)	7.49 (32)
36	505610	BORSSEN Therese	SWE	20 (43)	20 (107)	9.73 (33)



AUDI FIS SKI WORLD CUP
3rd LADIES SLALOM
DRAW LIST BY POINTS



Number of Competitors: 65

No.	FIS Code	Name	Nation	WCSL-SL	WCSL-O	FIS-SL
37	195912	DE LEYMARIE Florine	FRA	3 (56)	3 (128)	10.08 (34)
38	206001	RIESCH Maria	GER	23 (42)	328 (26)	10.26 (35)
39	155047	ZAKOURILOVA Petra	CZE	15 (45)	15 (113)	10.26 (36)
40	537626	RICHARDSON Kaylin L	USA	-	-	10.69 (37)
41	385032	JELUSIC Ana	CRO	5 (52)	12 (115)	10.99 (38)
42	537772	STIEGLER Resi	USA	25 (41)	51 (82)	11.44 (39)
43	505491	SOEDERBERG Ida	SWE	-	-	12.41 (41)
44	196016	DAUTHERIVES Claire	FRA	-	-	12.55 (42)
45	565207	DABIC Lea	SLO	34 (39)	56 (76)	12.57 (43)
46	537545	MANCUSO Julia	USA	18 (44)	193 (42)	13.91 (44)
47	55388	RAICH Carina	AUT	39 (37)	39 (92)	14.02 (45)
48	425443	BIRKELUND Karina	NOR	4 (55)	4 (124)	14.81 (48)
49	505351	OLOFSSON Sofie	SWE	-	-	15.41 (49)
50	425432	MUELLER Anne Marie	NOR	-	-	15.83 (50)
51	295738	BACHMANN Silke	ITA	14 (47)	50 (85)	16.15 (51)
52	296091	PEZZEDI Emmi	ITA	-	-	16.48 (52)
53	435142	KARASINSKA Katarzyna	POL	-	-	16.73 (53)
54	305287	HIROI Noriyo	JPN	-	-	18.26 (54)
55	105997	BRYDON Emily	CAN	-	164 (48)	18.32 (55)
56	355038	WALTER Jessica	LIE	-	-	19.41 (56)
57	296267	PITTIN Alessia	ITA	-	-	19.52 (57)
58	185151	OLLIKKA Marika	FIN	-	-	20.02 (58)
59	537230	KELLEY Jessica C	USA	-	-	20.46 (59)
60	105741	FORSYTH Allison	CAN	5 (52)	182 (46)	21.32 (60)
61	565241	KOBAL Ana	SLO	-	-	21.40 (61)
62	65038	PERSYN Karen	BEL	-	-	25.85 (62)
63	155409	ZIKOVA Lucie	CZE	-	-	32.03 (63)
64	35079	SIMARI BIRKNER Maria Belen	ARG	-	-	43.21 (64)
65	35089	SIMARI BIRKNER Macarena	ARG	-	-	50.09 (65)

LEGEND

+400 More than 400 points on WCSL-O after 15th place or after 30th place
WCSL-SL World Cup Start List points for Slalom
FIS-SL FIS points for Slalom

WCSL-O Overall WCSL points
No. Control Number

17-12-2003 / Madonna di Campiglio (ITA) / Spindleruv Mlyn / 5694

Page 2/2

Data Processing by SWATCH

www.fis-ski.com

SWATCH Timing

Generation Date: TUE 16 DEC 2003

Time: 17:16 Swatch Internet Time: @720

Document: 45A 1.0



AUDI FIS SKI WORLD CUP

3rd LADIES SLALOM 1st RUN

START LIST



Jury

TD FIS	P. LAISSUS	FRA
Referee	K. HOCH	FIS
Chief of Race	L. MATURI	ITA

Technical Data

Course Name	Canalone Miramonti
Start Altitude	1730 m
Finish Altitude	1545 m
Vertical Drop	185 m
Homologation Number	5993/503/00

Race Information 1st Run

Course Setter	L. PRENN	ITA
Number of Gates	52	
Turning Gates	51	
Start Time	09:45	
Forerunners	A - C. FRANCHINI	ITA
	B - M. COLLINI	ITA
	C - J. KOSTELIC	CRO

Race Information 2nd Run

Course Setter	W. ERHARTER	USA
Number of Gates	53	
Turning Gates	52	
Start Time	12:30	
Forerunners	A - C. FRANCHINI	ITA
	B - M. COLLINI	ITA
	C - J. KOSTELIC	CRO

Number of Competitors: 65

Bib	FIS Code	Name	Year of Birth	Nation	Time	Ski
1	195377	PASCAL Christel	1973	FRA		SALOMON
2	185140	POUTIAINEN Tanja	1980	FIN		ROSSIGNOL
3	55590	SCHILD Marlies	1981	AUT		ATOMIC
4	515268	NEF Sonja	1972	SUI		VÖLKL
5	55690	HOSP Nicole	1983	AUT		VÖLKL
6	505483	PAERSON Anja	1981	SWE		SALOMON
7	195249	PEQUEGNOT Laure	1975	FRA		SALOMON
8	505187	OTTOSSON Anna	1976	SWE		DYNASTAR
9	536481	SCHLEPER Sarah	1979	USA		ROSSIGNOL
10	535825	KOZNICK Kristina	1975	USA		VÖLKL
11	295435	GIUS Nicole	1980	ITA		SALOMON
12	55302	EGGER Sabine	1977	AUT		HEAD
13	205636	BERGMANN-SCHMUDERER M.	1978	GER		VÖLKL
14	205378	ERTL Martina	1973	GER		ROSSIGNOL
15	205115	GERG Annemarie	1975	GER		NORDICA
16	425051	ROGNMO Trine-bakke	1975	NOR		DYNASTAR
17	155415	ZAHROBSKA Sarka	1985	CZE		HEAD
18	515370	OESTER Marlies	1976	SUI		NORDICA
19	55576	GOERGL Elisabeth	1981	AUT		VÖLKL
20	55359	TRUPPE Karin	1978	AUT		FISCHER
21	505271	EKMAN Susanne	1978	SWE		SALOMON

**AUDI FIS SKI WORLD CUP**

3rd LADIES SLALOM 1st RUN

START LIST

Number of Competitors: 65

Bib	FIS Code	Name	Year of Birth	Nation	Time	Ski
22	385027	FLEISS Nika	1984	CRO		ATOMIC
23	515092	GRUENENFELDER Corina	1975	SUI		NORDICA
24	195215	VIDAL Vanessa	1974	FRA		ROSSIGNOL
25	295265	CERESA Annalisa	1978	ITA		VÖLKL
26	55691	SPONRING Christine	1983	AUT		ATOMIC
27	296259	MOELGG Manuela	1983	ITA		FISCHER
28	425380	BREMSETH Lisa	1979	NOR		VÖLKL
29	55759	KIRCHGASSER Michaela	1985	AUT		ATOMIC
30	705287	ZUZULOVA Veronika	1984	SVK		ROSSIGNOL
31	106022	JANYK Britt	1980	CAN		SALOMON
32	295445	KARBON Denise	1980	ITA		SALOMON
33	425458	VIKEN Line	1981	NOR		DYNASTAR
34	296073	MORANDINI Claudia	1982	ITA		HEAD
35	185058	RAITA Henna	1975	FIN		ROSSIGNOL
36	505610	BORSSEN Therese	1984	SWE		ATOMIC
37	195912	DE LEYMARIE Florine	1981	FRA		SALOMON
38	206001	RIESCH Maria	1984	GER		HEAD
39	155047	ZAKOURILOVA Petra	1978	CZE		HEAD
40	537626	RICHARDSON Kaylin L	1984	USA		SALOMON
41	385032	JELUSIC Ana	1986	CRO		ATOMIC
42	537772	STIEGLER Resi	1985	USA		DYNASTAR
43	505491	SOEDERBERG Ida	1981	SWE		VÖLKL
44	196016	DAUTHERIVES Claire	1982	FRA		SALOMON
45	565207	DABIC Lea	1981	SLO		ELAN
46	537545	MANCUSO Julia	1984	USA		ROSSIGNOL
47	55388	RAICH Carina	1979	AUT		ATOMIC
48	425443	BIRKELUND Karina	1980	NOR		DYNASTAR
49	505351	OLOFSSON Sofie	1979	SWE		DYNASTAR
50	425432	MUELLER Anne Marie	1980	NOR		DYNASTAR
51	295738	BACHMANN Silke	1977	ITA		VÖLKL
52	296091	PEZZEDI Emmi	1982	ITA		VÖLKL
53	435142	KARASINSKA Katarzyna	1982	POL		ROSSIGNOL
54	305287	HIROI Noriyo	1976	JPN		ROSSIGNOL
55	105997	BRYDON Emily	1980	CAN		SALOMON
56	355038	WALTER Jessica	1984	LIE		VÖLKL
57	296267	PITTIN Alessia	1983	ITA		ROSSIGNOL
58	185151	OLLIKKA Marika	1981	FIN		ROSSIGNOL



AUDI FIS SKI WORLD CUP

3rd LADIES SLALOM 1st RUN

START LIST



Number of Competitors: 65

Bib	FIS Code	Name	Year of Birth	Nation	Time	Ski
59	537230	KELLEY Jessica C	1982	USA		ROSSIGNOL
60	105741	FORSYTH Allison	1978	CAN		ROSSIGNOL
61	565241	KOBAL Ana	1983	SLO		ROSSIGNOL
62	65038	PERSYN Karen	1983	BEL		ELAN
63	155409	ZIKOVA Lucie	1984	CZE		ROSSIGNOL
64	35079	SIMARI BIRKNER Maria Belen	1982	ARG		ROSSIGNOL
65	35089	SIMARI BIRKNER Macarena	1984	ARG		ROSSIGNOL

**AUDI FIS SKI WORLD CUP**

3rd LADIES SLALOM 1st RUN

OFFICIAL RESULTS**Jury**

TD FIS	P. LAISSUS	FRA
Referee	K. HOCH	FIS
Chief of Race	L. MATURI	ITA

Technical Data

Course Name	Canalone Miramonti	
Start Altitude	1730 m	
Finish Altitude	1545 m	
Vertical Drop	185 m	
Homologation Number	5993/503/00	

Race Information 1st Run

Course Setter	L. PRENN	ITA
Number of Gates	52	
Turning Gates	51	
Start Time	09:45	
Forerunners	A - C. FRANCHINI	ITA
	B - M. COLLINI	ITA
	C - J. KOSTELIC	CRO

Race Information 2nd Run

Course Setter	W. ERHARTER	USA
Number of Gates	53	
Turning Gates	52	
Start Time	12:30	
Forerunners	A - C. FRANCHINI	ITA
	B - M. COLLINI	ITA
	C - J. KOSTELIC	CRO

Weather: Partly Cloudy Snow: Hard Temperature – Start: -6 °C Finish: -5 °C

Number of Competitors: 65

Rank	Bib	FIS Code	Name	Year of Birth	Nation	Time	Diff.	Ski
1	5	55690	HOSP Nicole	1983	AUT	48.71		VÖLKL
2	3	55590	SCHILD Marlies	1981	AUT	48.83	0.12	ATOMIC
3	6	505483	PAERSON Anja	1981	SWE	48.98	0.27	SALOMON
4	13	205636	BERGMANN-SCHMUDERER	1978	GER	49.31	0.60	VÖLKL
5	7	195249	PEQUEGNOT Laure	1975	FRA	49.33	0.62	SALOMON
6	9	536481	SCHLEPER Sarah	1979	USA	49.61	0.90	ROSSIGNOL
7	10	535825	KOZNICK Kristina	1975	USA	49.80	1.09	VÖLKL
8	1	195377	PASCAL Christel	1973	FRA	49.82	1.11	SALOMON
9	14	205378	ERTL Martina	1973	GER	49.83	1.12	ROSSIGNOL
10	2	185140	POUTIAINEN Tanja	1980	FIN	49.85	1.14	ROSSIGNOL
11	16	425051	ROGNMO Trine-bakke	1975	NOR	49.86	1.15	DYNASTAR
12	15	205115	GERG Annemarie	1975	GER	50.13	1.42	NORDICA
13	4	515268	NEF Sonja	1972	SUI	50.16	1.45	VÖLKL
14	19	55576	GOERGL Elisabeth	1981	AUT	50.30	1.59	VÖLKL
15	12	55302	EGGER Sabine	1977	AUT	50.55	1.84	HEAD
16	21	505271	EKMAN Susanne	1978	SWE	50.59	1.88	SALOMON
17	26	55691	SPONRING Christine	1983	AUT	50.66	1.95	ATOMIC
18	22	385027	FLEISS Nika	1984	CRO	50.68	1.97	ATOMIC
19	30	705287	ZUZULOVA Veronika	1984	SVK	50.73	2.02	ROSSIGNOL

17-12-2003 / Madonna di Campiglio (ITA) / Spindleruv Mlyn / 5694

Page 1/3

Data Processing by SWATCH

www.fis-ski.com

SWATCH Timing

Generation Date: WED 17 DEC 2003

Time: 11:05 Swatch Internet Time: @462

Document: 73B 1.0



AUDI FIS SKI WORLD CUP
3rd LADIES SLALOM 1st RUN
OFFICIAL RESULTS



Number of Competitors: 65

Rank	Bib	FIS Code	Name	Year of Birth	Nation	Time	Diff.	Ski
20	36	505610	BORSSEN Therese	1984	SWE	50.82	2.11	ATOMIC
21	18	515370	OESTER Marlies	1976	SUI	50.86	2.15	NORDICA
22	29	55759	KIRCHGASSER Michaela	1985	AUT	50.87	2.16	ATOMIC
23	25	295265	CERESA Annalisa	1978	ITA	50.88	2.17	VÖLKL
24	38	206001	RIESCH Maria	1984	GER	50.89	2.18	HEAD
25	17	155415	ZAHROBSKA Sarka	1985	CZE	50.93	2.22	HEAD
26	20	55359	TRUPPE Karin	1978	AUT	50.98	2.27	FISCHER
27	42	537772	STIEGLER Resi	1985	USA	51.00	2.29	DYNASTAR
28	33	425458	VIKEN Line	1981	NOR	51.08	2.37	DYNASTAR
29	23	515092	GRUENENFELDER Corina	1975	SUI	51.36	2.65	NORDICA
30	32	295445	KARBON Denise	1980	ITA	51.41	2.70	SALOMON
31	11	295435	GIUS Nicole	1980	ITA	51.43	2.72	SALOMON
32	28	425380	BREMSETH Lisa	1979	NOR	51.45	2.74	VÖLKL
33	51	295738	BACHMANN Silke	1977	ITA	51.95	3.24	VÖLKL
34	53	435142	KARASINSKA Katarzyna	1982	POL	52.20	3.49	ROSSIGNOL
35	46	537545	MANCUSO Julia	1984	USA	52.29	3.58	ROSSIGNOL
36	24	195215	VIDAL Vanessa	1974	FRA	52.32	3.61	ROSSIGNOL
37	8	505187	OTTOSSON Anna	1976	SWE	52.34	3.63	DYNASTAR
38	56	355038	WALTER Jessica	1984	LIE	52.38	3.67	VÖLKL
39	47	55388	RAICH Carina	1979	AUT	52.58	3.87	ATOMIC
40	31	106022	JANYK Britt	1980	CAN	52.78	4.07	SALOMON
41	41	385032	JELUSIC Ana	1986	CRO	52.84	4.13	ATOMIC
42	37	195912	DE LEYMARIE Florine	1981	FRA	52.88	4.17	SALOMON
43	48	425443	BIRKELUND Karina	1980	NOR	52.89	4.18	DYNASTAR
44	54	305287	HIROI Noriyo	1976	JPN	52.94	4.23	ROSSIGNOL
45	45	565207	DABIC Lea	1981	SLO	52.97	4.26	ELAN
46	61	565241	KOBAL Ana	1983	SLO	53.02	4.31	ROSSIGNOL
47	57	296267	PITTIN Alessia	1983	ITA	53.34	4.63	ROSSIGNOL
48	50	425432	MUELLER Anne Marie	1980	NOR	53.38	4.67	DYNASTAR
49	60	105741	FORSYTH Allison	1978	CAN	53.41	4.70	ROSSIGNOL
50	55	105997	BRYDON Emily	1980	CAN	53.52	4.81	SALOMON
50	52	296091	PEZZEDI Emmi	1982	ITA	53.52	4.81	VÖLKL
52	40	537626	RICHARDSON Kaylin L	1984	USA	53.74	5.03	SALOMON
53	59	537230	KELLEY Jessica C	1982	USA	54.26	5.55	ROSSIGNOL
54	58	185151	OLLIKKA Marika	1981	FIN	55.27	6.56	ROSSIGNOL
55	65	35089	SIMARI BIRKNER Macarena	1984	ARG	56.02	7.31	ROSSIGNOL



AUDI FIS SKI WORLD CUP
3rd LADIES SLALOM 1st RUN
OFFICIAL RESULTS



Number of Competitors: 65

Rank	Bib	FIS Code	Name	Year of Birth	Nation	Time	Diff.	Ski
DID NOT FINISH 1st RUN: 10 competitors								
	27	296259	MOELGG Manuela	1983	ITA			FISCHER
	34	296073	MORANDINI Claudia	1982	ITA			HEAD
	35	185058	RAITA Henna	1975	FIN			ROSSIGNOL
	39	155047	ZAKOURILOVA Petra	1978	CZE			HEAD
	43	505491	SOEDERBERG Ida	1981	SWE			VÖLKL
	44	196016	DAUTHERIVES Claire	1982	FRA			SALOMON
	49	505351	OLOFSSON Sofie	1979	SWE			DYNASTAR
	62	65038	PERSYN Karen	1983	BEL			ELAN
	63	155409	ZIKOVA Lucie	1984	CZE			ROSSIGNOL
	64	35079	SIMARI BIRKNER M.	1982	ARG			ROSSIGNOL



AUDI FIS SKI WORLD CUP
3rd LADIES SLALOM 2nd RUN
START LIST

**Jury**

TD FIS	P. LAISSUS	FRA
Referee	K. HOCH	FIS
Chief of Race	L. MATURI	ITA

Technical Data

Course Name	Canalone Miramonti	
Start Altitude	1730 m	
Finish Altitude	1545 m	
Vertical Drop	185 m	
Homologation Number	5993/503/00	

Race Information 1st Run

Course Setter	L. PRENN	ITA
Number of Gates	52	
Turning Gates	51	
Start Time	09:45	
Forerunners	A - C. FRANCHINI	ITA
	B - M. COLLINI	ITA
	C - J. KOSTELIC	CRO

Race Information 2nd Run

Course Setter	W. ERHARTER	USA
Number of Gates	53	
Turning Gates	52	
Start Time	12:30	
Forerunners	A - C. FRANCHINI	ITA
	B - M. COLLINI	ITA
	C - J. KOSTELIC	CRO

Number of Competitors: 30

Start Order	Bib	FIS Code	Name	Year of Birth	Nation	1st Run	Diff.	Rank	2nd Run	Total	Ski
1	32	295445	KARBON Denise	1980	ITA	51.41	2.70	30			SALOMON
2	23	515092	GRUENENFELDER C.	1975	SUI	51.36	2.65	29			NORDICA
3	33	425458	VIKEN Line	1981	NOR	51.08	2.37	28			DYNASTAR
4	42	537772	STIEGLER Resi	1985	USA	51.00	2.29	27			DYNASTAR
5	20	55359	TRUPPE Karin	1978	AUT	50.98	2.27	26			FISCHER
6	17	155415	ZAHROBSKA Sarka	1985	CZE	50.93	2.22	25			HEAD
7	38	206001	RIESCH Maria	1984	GER	50.89	2.18	24			HEAD
8	25	295265	CERESA Annalisa	1978	ITA	50.88	2.17	23			VÖLKL
9	29	55759	KIRCHGASSER Michaela	1985	AUT	50.87	2.16	22			ATOMIC
10	18	515370	OESTER Marlies	1976	SUI	50.86	2.15	21			NORDICA
11	36	505610	BORSSEN Therese	1984	SWE	50.82	2.11	20			ATOMIC
12	30	705287	ZUZULOVA Veronika	1984	SVK	50.73	2.02	19			ROSSIGNOL
13	22	385027	FLEISS Nika	1984	CRO	50.68	1.97	18			ATOMIC
14	26	55691	SPONRING Christine	1983	AUT	50.66	1.95	17			ATOMIC
15	21	505271	EKMAN Susanne	1978	SWE	50.59	1.88	16			SALOMON
16	12	55302	EGGER Sabine	1977	AUT	50.55	1.84	15			HEAD
17	19	55576	GOERGL Elisabeth	1981	AUT	50.30	1.59	14			VÖLKL
18	4	515268	NEF Sonja	1972	SUI	50.16	1.45	13			VÖLKL
19	15	205115	GERG Annemarie	1975	GER	50.13	1.42	12			NORDICA
20	16	425051	ROGMO Trine-bakke	1975	NOR	49.86	1.15	11			DYNASTAR
21	2	185140	POUTIAINEN Tanja	1980	FIN	49.85	1.14	10			ROSSIGNOL

17-12-2003 / Madonna di Campiglio (ITA) / Spindleruv Mlyn / 5694

Page 1/2

Data Processing by SWATCH

www.fis-ski.com

SWATCH Timing

Generation Date: WED 17 DEC 2003

Time: 11:13 Swatch Internet Time: @467

Document: 51B 1.0



AUDI FIS SKI WORLD CUP

3rd LADIES SLALOM 2nd RUN

START LIST



Number of Competitors: 30

Start Order	Bib	FIS Code	Name	Year of Birth	Nation	1st Run	Diff.	Rank	2nd Run	Total	Ski
22	14	205378	ERTL Martina	1973	GER	49.83	1.12	9			ROSSIGNOL
23	1	195377	PASCAL Christel	1973	FRA	49.82	1.11	8			SALOMON
24	10	535825	KOZNICK Kristina	1975	USA	49.80	1.09	7			VÖLKL
25	9	536481	SCHLEPER Sarah	1979	USA	49.61	0.90	6			ROSSIGNOL
26	7	195249	PEQUEGNOT Laure	1975	FRA	49.33	0.62	5			SALOMON
27	13	205636	BERGMANN-SCHMUDERER	1978	GER	49.31	0.60	4			VÖLKL
28	6	505483	PAERSON Anja	1981	SWE	48.98	0.27	3			SALOMON
29	3	55590	SCHILD Marlies	1981	AUT	48.83	0.12	2			ATOMIC
30	5	55690	HOSP Nicole	1983	AUT	48.71	0.00	1			VÖLKL



AUDI FIS SKI WORLD CUP
3rd LADIES SLALOM 2nd RUN
OFFICIAL RESULTS

**Jury**

TD FIS	P. LAISSUS	FRA
Referee	K. HOCH	FIS
Chief of Race	L. MATURI	ITA

Technical Data

Course Name	Canalone Miramonti	
Start Altitude	1730 m	
Finish Altitude	1545 m	
Vertical Drop	185 m	
Homologation Number	5993/503/00	

Race Information 1st Run

Course Setter	L. PRENN	ITA
Number of Gates	52	
Turning Gates	51	
Start Time	09:45	
Forerunners	A - C. FRANCHINI	ITA
	B - M. COLLINI	ITA
	C - J. KOSTELIC	CRO

Race Information 2nd Run

Course Setter	W. ERHARTER	USA
Number of Gates	53	
Turning Gates	52	
Start Time	12:30	
Forerunners	A - C. FRANCHINI	ITA
	B - M. COLLINI	ITA
	C - J. KOSTELIC	CRO

Weather: Partly Cloudy **Snow:** Hard **Temperature – Start:** -2 °C **Finish:** -1 °C **F-factor:** 570

Number of Competitors: 65

Rank	Bib	FIS Code	Name	Year of Birth	Nation	1st Run	2nd Run	Total	Diff.	Race Points	Ski
1	5	55690	HOSP Nicole	1983	AUT	48.71	49.26	1:37.97		0.00	VÖLKL
2	6	505483	PAERSON Anja	1981	SWE	48.98	49.28	1:38.26	0.29	1.69	SALOMON
3	3	55590	SCHILD Marlies	1981	AUT	48.83	49.67	1:38.50	0.53	3.08	ATOMIC
4	19	55576	GOERGL Elisabeth	1981	AUT	50.30	48.74	1:39.04	1.07	6.23	VÖLKL
5	13	205636	BERGMANN-SCHMUDERER	1978	GER	49.31	49.97	1:39.28	1.31	7.62	VÖLKL
6	2	185140	POUTIAINEN Tanja	1980	FIN	49.85	49.46	1:39.31	1.34	7.80	ROSSIGNOL
7	26	55691	SPONRING Christine	1983	AUT	50.66	49.07	1:39.73	1.76	10.24	ATOMIC
8	14	205378	ERTL Martina	1973	GER	49.83	50.11	1:39.94	1.97	11.46	ROSSIGNOL
9	10	535825	KOZNICK Kristina	1975	USA	49.80	50.15	1:39.95	1.98	11.52	VÖLKL
9	9	536481	SCHLEPER Sarah	1979	USA	49.61	50.34	1:39.95	1.98	11.52	ROSSIGNOL
11	15	205115	GERG Annemarie	1975	GER	50.13	49.90	1:40.03	2.06	11.99	NORDICA
12	7	195249	PEQUEGNOT Laure	1975	FRA	49.33	50.78	1:40.11	2.14	12.45	SALOMON
13	42	537772	STIEGLER Resi	1985	USA	51.00	49.19	1:40.19	2.22	12.92	DYNASTAR
14	1	195377	PASCAL Christel	1973	FRA	49.82	50.45	1:40.27	2.30	13.38	SALOMON
15	17	155415	ZAHROBSKA Sarka	1985	CZE	50.93	49.37	1:40.30	2.33	13.56	HEAD
16	36	505610	BORSSEN Therese	1984	SWE	50.82	49.70	1:40.52	2.55	14.84	ATOMIC
17	29	55759	KIRCHGASSER Michaela	1985	AUT	50.87	49.69	1:40.56	2.59	15.07	ATOMIC

#738



AUDI FIS SKI WORLD CUP
3rd LADIES SLALOM 2nd RUN
OFFICIAL RESULTS



Number of Competitors: 65

Rank	Bib	FIS Code	Name	Year of Birth	Nation	1st Run	2nd Run	Total	Diff.	Race Points	Ski
18	12	55302	EGGER Sabine	1977	AUT	50.55	50.24	1:40.79	2.82	16.41	HEAD
19	21	505271	EKMAN Susanne	1978	SWE	50.59	50.24	1:40.83	2.86	16.64	SALOMON
20	22	385027	FLEISS Nika	1984	CRO	50.68	50.20	1:40.88	2.91	16.93	ATOMIC
21	38	206001	RIESCH Maria	1984	GER	50.89	50.03	1:40.92	2.95	17.16	HEAD
22	4	515268	NEF Sonja	1972	SUI	50.16	50.86	1:41.02	3.05	17.75	VÖLKL
23	25	295265	CERESA Annalisa	1978	ITA	50.88	50.18	1:41.06	3.09	17.98	VÖLKL
24	20	55359	TRUPPE Karin	1978	AUT	50.98	50.18	1:41.16	3.19	18.56	FISCHER
25	23	515092	GRUENENFELDER Corina	1975	SUI	51.36	50.04	1:41.40	3.43	19.96	NORDICA
26	18	515370	OESTER Marlies	1976	SUI	50.86	50.85	1:41.71	3.74	21.76	NORDICA
27	33	425458	VIKEN Line	1981	NOR	51.08	50.98	1:42.06	4.09	23.80	DYNASTAR

DID NOT QUALIFY FOR 2nd RUN: 25 competitors

11	295435	GIUS Nicole	1980	ITA	51.43	SALOMON
28	425380	BREMSETH Lisa	1979	NOR	51.45	VÖLKL
51	295738	BACHMANN Silke	1977	ITA	51.95	VÖLKL
53	435142	KARASINSKA Katarzyna	1982	POL	52.20	ROSSIGNOL
46	537545	MANCUSO Julia	1984	USA	52.29	ROSSIGNOL
24	195215	VIDAL Vanessa	1974	FRA	52.32	ROSSIGNOL
8	505187	OTTOSSON Anna	1976	SWE	52.34	DYNASTAR
56	355038	WALTER Jessica	1984	LIE	52.38	VÖLKL
47	55388	RAICH Carina	1979	AUT	52.58	ATOMIC
31	106022	JANYK Britt	1980	CAN	52.78	SALOMON
41	385032	JELUSIC Ana	1986	CRO	52.84	ATOMIC
37	195912	DE LEYMARIE Florine	1981	FRA	52.88	SALOMON
48	425443	BIRKELUND Karina	1980	NOR	52.89	DYNASTAR
54	305287	HIROI Noriyo	1976	JPN	52.94	ROSSIGNOL
45	565207	DABIC Lea	1981	SLO	52.97	ELAN
61	565241	KOBAL Ana	1983	SLO	53.02	ROSSIGNOL
57	296267	PITTIN Alessia	1983	ITA	53.34	ROSSIGNOL
50	425432	MUELLER Anne Marie	1980	NOR	53.38	DYNASTAR
60	105741	FORSYTH Allison	1978	CAN	53.41	ROSSIGNOL
55	105997	BRYDON Emily	1980	CAN	53.52	SALOMON
52	296091	PEZZEDI Emmi	1982	ITA	53.52	VÖLKL
40	537626	RICHARDSON Kaylin L	1984	USA	53.74	SALOMON
59	537230	KELLEY Jessica C	1982	USA	54.26	ROSSIGNOL
58	185151	OLLIKKA Marika	1981	FIN	55.27	ROSSIGNOL
65	35089	SIMARI BIRKNER Macarena	1984	ARG	56.02	ROSSIGNOL

#738 _____



AUDI FIS SKI WORLD CUP

3rd LADIES SLALOM 2nd RUN

OFFICIAL RESULTS



Number of Competitors: 65

Rank	Bib	FIS Code	Name	Year of Birth	Nation	1st Run	2nd Run	Total	Diff.	Race Points	Ski
DID NOT FINISH 1st RUN: 10 competitors											
	27	296259	MOELGG Manuela	1983	ITA						FISCHER
	34	296073	MORANDINI Claudia	1982	ITA						HEAD
	35	185058	RAITA Henna	1975	FIN						ROSSIGNOL
	39	155047	ZAKOURILOVA Petra	1978	CZE						HEAD
	43	505491	SOEDERBERG Ida	1981	SWE						VÖLKL
	44	196016	DAUTHERIVES Claire	1982	FRA						SALOMON
	49	505351	OLOFSSON Sofie	1979	SWE						DYNASTAR
	62	65038	PERSYN Karen	1983	BEL						ELAN
	63	155409	ZIKOVA Lucie	1984	CZE						ROSSIGNOL
	64	35079	SIMARI BIRKNER M.	1982	ARG						ROSSIGNOL
DID NOT FINISH 2nd RUN: 3 competitors											
	16	425051	ROGNMO Trine-bakke	1975	NOR						DYNASTAR
	30	705287	ZUZULOVA Veronika	1984	SVK						ROSSIGNOL
	32	295445	KARBON Denise	1980	ITA						SALOMON

Technical Delegate:
P. LAISSUS (FRA) #738



AUDI FIS SKI WORLD CUP
3rd LADIES SLALOM
PENALTY CALCULATION



Best 10 at Finish

Rank	Bib	FIS Code	Name	Nation	FIS Points	Best 5	Race Points
1	5	55690	HOSP Nicole	AUT	4.22	4.22	0.00
2	6	505483	PAERSON Anja	SWE	1.22	1.22	1.69
3	3	55590	SCHILD Marlies	AUT	2.58	2.58	3.08
4	19	55576	GOERGL Elisabeth	AUT	5.61		
5	13	205636	BERGMANN-SCHMUDERER M.	GER	4.39		
6	2	185140	POUTIAINEN Tanja	FIN	3.03	3.03	7.80
7	26	55691	SPONRING Christine	AUT	5.93		
8	14	205378	ERTL Martina	GER	4.28	4.28	11.46
9	10	535825	KOZNICK Kristina	USA	4.58		
9	9	536481	SCHLEPER Sarah	USA	5.02		

Best 5 FIS Points at Start

Rank	Bib	FIS Code	Name	Nation	FIS Points
2	6	505483	PAERSON Anja	SWE	1.22
3	3	55590	SCHILD Marlies	AUT	2.58
6	2	185140	POUTIAINEN Tanja	FIN	3.03
12	7	195249	PEQUEGNOT Laure	FRA	3.04
14	1	195377	PASCAL Christel	FRA	3.45

TOTALS:	
FIS Points of Best 5 at Start (B)	13.32
FIS Points of Best at Finish in Top 10 (A)	15.33
Race Points of Corresponding Competitors (C)	24.03
Calculated Penalty (A+B-C) : 10 =>	0.462
Rounded	0.46
Category Adder	0.00
Correction Value (Z)	-1.44
Calculated Penalty	1.90
Penalty Applied	0.00

Technical Delegate:
P. LAISSUS (FRA) #738



AUDI FIS SKI WORLD CUP
3rd LADIES SLALOM 2nd RUN
PERFORMANCE ANALYSIS 1



Number of Competitors: 27

Rank	Bib	Name	Nation	Positions			Partials			Difference	
				Pos.	Time	Rank	Pos.	Time	Rank	Time	
1	5	HOSP Nicole	AUT	Run1:	Int1:	23.75	(3)	I1-Fin:	24.96	(1)	0.15
				Fin:	48.71	(1)	0.00				
				Run2:	Int1:	24.49	(12)	I1-Fin:	24.77	(1)	0.62
				Fin:	49.26	(4)	0.52				
Total:	Int1:	1:13.20	(2)				0.26				
Fin:	1:37.97	(1)					0.00				
2	6	PAERSON Anja	SWE	Run1:	Int1:	23.60	(1)	I1-Fin:	25.38	(3)	0.00
				Fin:	48.98	(3)	0.27				
				Run2:	Int1:	23.96	(3)	I1-Fin:	25.32	(10)	0.09
				Fin:	49.28	(5)	0.54				
Total:	Int1:	1:12.94	(1)				0.00				
Fin:	1:38.26	(2)					0.29				
3	3	SCHILD Marlies	AUT	Run1:	Int1:	23.79	(4)	I1-Fin:	25.04	(2)	0.19
				Fin:	48.83	(2)	0.12				
				Run2:	Int1:	24.46	(11)	I1-Fin:	25.21	(7)	0.59
				Fin:	49.67	(8)	0.93				
Total:	Int1:	1:13.29	(3)				0.35				
Fin:	1:38.50	(3)					0.53				
4	19	GOERGL Elisabeth	AUT	Run1:	Int1:	24.05	(9)	I1-Fin:	26.25	(21)	0.45
				Fin:	50.30	(13)	1.59				
				Run2:	Int1:	23.93	(2)	I1-Fin:	24.81	(2)	0.06
				Fin:	48.74	(1)	0.00				
Total:	Int1:	1:14.23	(8)				1.29				
Fin:	1:39.04	(4)					1.07				
5	13	BERGMANN-SCHMUDERERGER		Run1:	Int1:	23.73	(2)	I1-Fin:	25.58	(6)	0.13
				Fin:	49.31	(4)	0.60				
				Run2:	Int1:	24.52	(14)	I1-Fin:	25.45	(15)	0.65
				Fin:	49.97	(12)	1.23				
Total:	Int1:	1:13.83	(4)				0.89				
Fin:	1:39.28	(5)					1.31				
6	2	POUTIAINEN Tanja	FIN	Run1:	Int1:	24.34	(16)	I1-Fin:	25.51	(5)	0.74
				Fin:	49.85	(10)	1.14				
				Run2:	Int1:	24.25	(6)	I1-Fin:	25.21	(7)	0.38
				Fin:	49.46	(7)	0.72				
Total:	Int1:	1:14.10	(5)				1.16				
Fin:	1:39.31	(6)					1.34				



AUDI FIS SKI WORLD CUP
3rd LADIES SLALOM 2nd RUN
PERFORMANCE ANALYSIS 1



Number of Competitors: 27

Rank	Bib	Name	Nation	Positions			Partials			Difference	
				Pos.	Time	Rank	Pos.	Time	Rank	Time	
7	26	SPONRING Christine	AUT	Run1:	Int1:	24.75	(23)	I1-Fin:	25.91	(12)	1.15
				Fin:	50.66	(16)	1.95				
				Run2:	Int1:	24.00	(4)	I1-Fin:	25.07	(4)	0.13
				Fin:	49.07	(2)	0.33				
Total:	Int1:	1:14.66	(11)				1.72				
Fin:	1:39.73	(7)				1.76					
8	14	ERTL Martina	GER	Run1:	Int1:	24.16	(11)	I1-Fin:	25.67	(7)	0.56
				Fin:	49.83	(9)	1.12				
				Run2:	Int1:	24.95	(25)	I1-Fin:	25.16	(6)	1.08
				Fin:	50.11	(15)	1.37				
Total:	Int1:	1:14.78	(13)				1.84				
Fin:	1:39.94	(8)				1.97					
9	10	KOZNICK Kristina	USA	Run1:	Int1:	24.09	(10)	I1-Fin:	25.71	(8)	0.49
				Fin:	49.80	(7)	1.09				
				Run2:	Int1:	24.63	(17)	I1-Fin:	25.52	(17)	0.76
				Fin:	50.15	(16)	1.41				
Total:	Int1:	1:14.43	(9)				1.49				
Fin:	1:39.95	(9)				1.98					
9	9	SCHLEPER Sarah	USA	Run1:	Int1:	23.85	(5)	I1-Fin:	25.76	(9)	0.25
				Fin:	49.61	(6)	0.90				
				Run2:	Int1:	24.57	(15)	I1-Fin:	25.77	(22)	0.70
				Fin:	50.34	(22)	1.60				
Total:	Int1:	1:14.18	(7)				1.24				
Fin:	1:39.95	(9)				1.98					
11	15	GERG Annemarie	GER	Run1:	Int1:	24.18	(12)	I1-Fin:	25.95	(13)	0.58
				Fin:	50.13	(11)	1.42				
				Run2:	Int1:	24.50	(13)	I1-Fin:	25.40	(12)	0.63
				Fin:	49.90	(11)	1.16				
Total:	Int1:	1:14.63	(10)				1.69				
Fin:	1:40.03	(11)				2.06					
12	7	PEQUEGNOT Laure	FRA	Run1:	Int1:	23.88	(6)	I1-Fin:	25.45	(4)	0.28
				Fin:	49.33	(5)	0.62				
				Run2:	Int1:	24.79	(20)	I1-Fin:	25.99	(24)	0.92
				Fin:	50.78	(24)	2.04				
Total:	Int1:	1:14.12	(6)				1.18				
Fin:	1:40.11	(12)				2.14					



AUDI FIS SKI WORLD CUP
3rd LADIES SLALOM 2nd RUN
PERFORMANCE ANALYSIS 1



Number of Competitors: 27

Rank	Bib	Name	Nation	Positions			Partials			Difference	
				Pos.	Time	Rank	Pos.	Time	Rank	Time	
13	42	STIEGLER Resi	USA	Run1:	Int1:	25.02	(27)	I1-Fin:	25.98	(14)	1.42
				Fin:	51.00	(25)	2.29				
				Run2:	Int1:	23.87	(1)	I1-Fin:	25.32	(10)	0.00
				Fin:	49.19	(3)	0.45				
Total:	Int1:	1:14.87	(14)				1.93				
			Fin:	1:40.19	(13)				2.22		
14	1	PASCAL Christel	FRA	Run1:	Int1:	23.96	(8)	I1-Fin:	25.86	(10)	0.36
				Fin:	49.82	(8)	1.11				
				Run2:	Int1:	24.93	(24)	I1-Fin:	25.52	(17)	1.06
				Fin:	50.45	(23)	1.71				
Total:	Int1:	1:14.75	(12)				1.81				
			Fin:	1:40.27	(14)				2.30		
15	17	ZAHROBSKA Sarka	CZE	Run1:	Int1:	24.88	(26)	I1-Fin:	26.05	(17)	1.28
				Fin:	50.93	(23)	2.22				
				Run2:	Int1:	24.27	(7)	I1-Fin:	25.10	(5)	0.40
				Fin:	49.37	(6)	0.63				
Total:	Int1:	1:15.20	(20)				2.26				
			Fin:	1:40.30	(15)				2.33		
16	36	BORSSSEN Therese	SWE	Run1:	Int1:	24.53	(19)	I1-Fin:	26.29	(22)	0.93
				Fin:	50.82	(18)	2.11				
				Run2:	Int1:	24.29	(8)	I1-Fin:	25.41	(13)	0.42
				Fin:	49.70	(10)	0.96				
Total:	Int1:	1:15.11	(17)				2.17				
			Fin:	1:40.52	(16)				2.55		
17	29	KIRCHGASSER Michaela	AUT	Run1:	Int1:	24.28	(14)	I1-Fin:	26.59	(25)	0.68
				Fin:	50.87	(20)	2.16				
				Run2:	Int1:	24.66	(18)	I1-Fin:	25.03	(3)	0.79
				Fin:	49.69	(9)	0.95				
Total:	Int1:	1:15.53	(22)				2.59				
			Fin:	1:40.56	(17)				2.59		
18	12	EGGER Sabine	AUT	Run1:	Int1:	24.56	(21)	I1-Fin:	25.99	(15)	0.96
				Fin:	50.55	(14)	1.84				
				Run2:	Int1:	24.83	(21)	I1-Fin:	25.41	(13)	0.96
				Fin:	50.24	(20)	1.50				
Total:	Int1:	1:15.38	(21)				2.44				
			Fin:	1:40.79	(18)				2.82		



AUDI FIS SKI WORLD CUP
3rd LADIES SLALOM 2nd RUN
PERFORMANCE ANALYSIS 1



Number of Competitors: 27

Rank	Bib	Name	Nation	Positions			Partials			Difference	
				Pos.	Time	Rank	Pos.	Time	Rank	Time	
19	21	EKMAN Susanne	SWE	Run1:	Int1:	24.35	(17)	I1-Fin:	26.24	(20)	0.75
				Fin:	50.59	(15)					
				Run2:	Int1:	24.59	(16)	I1-Fin:	25.65	(19)	0.72
				Fin:	50.24	(20)					
Total:	Int1:	1:15.18	(18)				2.24				
Fin:	1:40.83	(19)					2.86				
20	22	FLEISS Nika	CRO	Run1:	Int1:	24.62	(22)	I1-Fin:	26.06	(18)	1.02
				Fin:	50.68	(17)					
				Run2:	Int1:	24.98	(26)	I1-Fin:	25.22	(9)	1.11
				Fin:	50.20	(19)					
Total:	Int1:	1:15.66	(24)				2.72				
Fin:	1:40.88	(20)					2.91				
21	38	RIESCH Maria	GER	Run1:	Int1:	24.78	(24)	I1-Fin:	26.11	(19)	1.18
				Fin:	50.89	(22)					
				Run2:	Int1:	24.30	(9)	I1-Fin:	25.73	(21)	0.43
				Fin:	50.03	(13)					
Total:	Int1:	1:15.19	(19)				2.25				
Fin:	1:40.92	(21)					2.95				
22	4	NEF Sonja	SUI	Run1:	Int1:	24.27	(13)	I1-Fin:	25.89	(11)	0.67
				Fin:	50.16	(12)					
				Run2:	Int1:	24.85	(23)	I1-Fin:	26.01	(25)	0.98
				Fin:	50.86	(26)					
Total:	Int1:	1:15.01	(15)				2.07				
Fin:	1:41.02	(22)					3.05				
23	25	CERESA Annalisa	ITA	Run1:	Int1:	24.50	(18)	I1-Fin:	26.38	(23)	0.90
				Fin:	50.88	(21)					
				Run2:	Int1:	24.69	(19)	I1-Fin:	25.49	(16)	0.82
				Fin:	50.18	(17)					
Total:	Int1:	1:15.57	(23)				2.63				
Fin:	1:41.06	(23)					3.09				
24	20	TRUPPE Karin	AUT	Run1:	Int1:	23.95	(7)	I1-Fin:	27.03	(26)	0.35
				Fin:	50.98	(24)					
				Run2:	Int1:	24.06	(5)	I1-Fin:	26.12	(27)	0.19
				Fin:	50.18	(17)					
Total:	Int1:	1:15.04	(16)				2.10				
Fin:	1:41.16	(24)					3.19				



AUDI FIS SKI WORLD CUP
3rd LADIES SLALOM 2nd RUN
PERFORMANCE ANALYSIS 1



Number of Competitors: 27

Rank	Bib	Name	Nation	Positions			Partials			Difference	
				Pos.	Time	Rank	Pos.	Time	Rank	Time	
25	23	GRUENENFELDER C.	SUI	Run1:	Int1:	24.28	(14)	I1-Fin:	27.08	(27)	0.68
					Fin:	51.36	(27)				2.65
				Run2:	Int1:	24.38	(10)	I1-Fin:	25.66	(20)	0.51
					Fin:	50.04	(14)				1.30
Total:	Int1:	1:15.74	(26)				2.80				
	Fin:	1:41.40	(25)				3.43				
26	18	OESTER Marlies	SUI	Run1:	Int1:	24.86	(25)	I1-Fin:	26.00	(16)	1.26
					Fin:	50.86	(19)				2.15
				Run2:	Int1:	24.84	(22)	I1-Fin:	26.01	(25)	0.97
					Fin:	50.85	(25)				2.11
Total:	Int1:	1:15.70	(25)				2.76				
	Fin:	1:41.71	(26)				3.74				
27	33	VIKEN Line	NOR	Run1:	Int1:	24.55	(20)	I1-Fin:	26.53	(24)	0.95
					Fin:	51.08	(26)				2.37
				Run2:	Int1:	25.06	(27)	I1-Fin:	25.92	(23)	1.19
					Fin:	50.98	(27)				2.24
Total:	Int1:	1:16.14	(27)				3.20				
	Fin:	1:42.06	(27)				4.09				

LEGEND

Pos Intermediate or Speed Position **Int1:** Intermediate 1 **Run2** Second Run **Run1** First Run **Fin:** Finish
Total First + Second Run

17-12-2003 / Madonna di Campiglio (ITA) / Spindleruv Mlyn / 5694

Page 5/5

Data Processing by SWATCH

www.fis-ski.com

SWATCH Timing

Generation Date: WED 17 DEC 2003

Time: 13:16 Swatch Internet Time: @553

Document: 77A 1.0



AUDI FIS SKI WORLD CUP
3rd LADIES SLALOM 2nd RUN
PERFORMANCE ANALYSIS 2



Number of Competitors: 65

Bib Name	Nation	Positions			Partials			Difference	
		Pos.	Time	Rank	Pos.	Time	Rank	Time	
1 PASCAL Christel	FRA	Run1:	Int1:	23.96	(8)	I1-Fin:	25.86	(12)	0.36
			Fin:	49.82	(8)				1.11
		Run2:	Int1:	24.93	(26)	I1-Fin:	25.52	(17)	1.06
			Fin:	50.45	(23)				1.71
Total:	Int1:	1:14.75	(13)				1.81		
	Fin:	1:40.27	(14)				2.30		
2 POUTIAINEN Tanja	FIN	Run1:	Int1:	24.34	(17)	I1-Fin:	25.51	(5)	0.74
			Fin:	49.85	(10)				1.14
		Run2:	Int1:	24.25	(7)	I1-Fin:	25.21	(7)	0.38
			Fin:	49.46	(7)				0.72
Total:	Int1:	1:14.10	(6)				1.16		
	Fin:	1:39.31	(6)				1.34		
3 SCHILD Marlies	AUT	Run1:	Int1:	23.79	(4)	I1-Fin:	25.04	(2)	0.19
			Fin:	48.83	(2)				0.12
		Run2:	Int1:	24.46	(13)	I1-Fin:	25.21	(7)	0.59
			Fin:	49.67	(8)				0.93
Total:	Int1:	1:13.29	(3)				0.35		
	Fin:	1:38.50	(3)				0.53		
4 NEF Sonja	SUI	Run1:	Int1:	24.27	(14)	I1-Fin:	25.89	(13)	0.67
			Fin:	50.16	(13)				1.45
		Run2:	Int1:	24.85	(25)	I1-Fin:	26.01	(25)	0.98
			Fin:	50.86	(26)				2.12
Total:	Int1:	1:15.01	(16)				2.07		
	Fin:	1:41.02	(22)				3.05		
5 HOSP Nicole	AUT	Run1:	Int1:	23.75	(3)	I1-Fin:	24.96	(1)	0.15
			Fin:	48.71	(1)				0.00
		Run2:	Int1:	24.49	(14)	I1-Fin:	24.77	(1)	0.62
			Fin:	49.26	(4)				0.52
Total:	Int1:	1:13.20	(2)				0.26		
	Fin:	1:37.97	(1)				0.00		
6 PAERSON Anja	SWE	Run1:	Int1:	23.60	(1)	I1-Fin:	25.38	(3)	0.00
			Fin:	48.98	(3)				0.27
		Run2:	Int1:	23.96	(3)	I1-Fin:	25.32	(10)	0.09
			Fin:	49.28	(5)				0.54
Total:	Int1:	1:12.94	(1)				0.00		
	Fin:	1:38.26	(2)				0.29		



AUDI FIS SKI WORLD CUP
3rd LADIES SLALOM 2nd RUN
PERFORMANCE ANALYSIS 2



Number of Competitors: 65

Bib Name	Nation	Positions			Partials			Difference	
		Pos.	Time	Rank	Pos.	Time	Rank	Time	
7 PEQUEGNOT Laure	FRA	Run1:	Int1:	23.88	(6)	I1-Fin:	25.45	(4)	0.28
			Fin:	49.33	(5)			0.62	
		Run2:	Int1:	24.79	(22)	I1-Fin:	25.99	(24)	0.92
			Fin:	50.78	(24)			2.04	
Total:	Int1:	1:14.12	(7)				1.18		
	Fin:	1:40.11	(12)				2.14		
8 OTTOSSON Anna	SWE	Run1:	Int1:	26.56	(61)	I1-Fin:	25.78	(11)	2.96
			Fin:	52.34	(37)			3.63	
		Run2:	Int1:			I1-Fin:			
			Fin:	DNQ					
Total:	Int1:								
	Fin:	DNQ							
9 SCHLEPER Sarah	USA	Run1:	Int1:	23.85	(5)	I1-Fin:	25.76	(9)	0.25
			Fin:	49.61	(6)			0.90	
		Run2:	Int1:	24.57	(17)	I1-Fin:	25.77	(22)	0.70
			Fin:	50.34	(22)			1.60	
Total:	Int1:	1:14.18	(8)				1.24		
	Fin:	1:39.95	(9)				1.98		
10 KOZNICK Kristina	USA	Run1:	Int1:	24.09	(10)	I1-Fin:	25.71	(8)	0.49
			Fin:	49.80	(7)			1.09	
		Run2:	Int1:	24.63	(19)	I1-Fin:	25.52	(17)	0.76
			Fin:	50.15	(16)			1.41	
Total:	Int1:	1:14.43	(10)				1.49		
	Fin:	1:39.95	(9)				1.98		
11 GIUS Nicole	ITA	Run1:	Int1:	24.55	(21)	I1-Fin:	26.88	(32)	0.95
			Fin:	51.43	(31)			2.72	
		Run2:	Int1:			I1-Fin:			
			Fin:	DNQ					
Total:	Int1:								
	Fin:	DNQ							
12 EGGER Sabine	AUT	Run1:	Int1:	24.56	(23)	I1-Fin:	25.99	(17)	0.96
			Fin:	50.55	(15)			1.84	
		Run2:	Int1:	24.83	(23)	I1-Fin:	25.41	(13)	0.96
			Fin:	50.24	(20)			1.50	
Total:	Int1:	1:15.38	(23)				2.44		
	Fin:	1:40.79	(18)				2.82		



AUDI FIS SKI WORLD CUP
3rd LADIES SLALOM 2nd RUN
PERFORMANCE ANALYSIS 2



Number of Competitors: 65

Bib Name	Nation	Positions			Partials			Difference	
		Pos.	Time	Rank	Pos.	Time	Rank	Time	
13 BERGMANN-SCHMUDERER	GER	Run1:	Int1:	23.73	(2)	I1-Fin:	25.58	(6)	0.13
			Fin:	49.31	(4)				0.60
		Run2:	Int1:	24.52	(16)	I1-Fin:	25.45	(15)	0.65
			Fin:	49.97	(12)				1.23
Total:	Int1:	1:13.83	(4)				0.89		
	Fin:	1:39.28	(5)				1.31		
14 ERTL Martina	GER	Run1:	Int1:	24.16	(12)	I1-Fin:	25.67	(7)	0.56
			Fin:	49.83	(9)				1.12
		Run2:	Int1:	24.95	(27)	I1-Fin:	25.16	(6)	1.08
			Fin:	50.11	(15)				1.37
Total:	Int1:	1:14.78	(14)				1.84		
	Fin:	1:39.94	(8)				1.97		
15 GERG Annemarie	GER	Run1:	Int1:	24.18	(13)	I1-Fin:	25.95	(15)	0.58
			Fin:	50.13	(12)				1.42
		Run2:	Int1:	24.50	(15)	I1-Fin:	25.40	(12)	0.63
			Fin:	49.90	(11)				1.16
Total:	Int1:	1:14.63	(11)				1.69		
	Fin:	1:40.03	(11)				2.06		
16 ROGNMO Trine-bakke	NOR	Run1:	Int1:	24.10	(11)	I1-Fin:	25.76	(9)	0.50
			Fin:	49.86	(11)				1.15
		Run2:	Int1:	24.14	(6)	I1-Fin:			0.27
			Fin:	DNF					
Total:	Int1:								
	Fin:	DNF							
17 ZAHROBSKA Sarka	CZE	Run1:	Int1:	24.88	(35)	I1-Fin:	26.05	(19)	1.28
			Fin:	50.93	(25)				2.22
		Run2:	Int1:	24.27	(8)	I1-Fin:	25.10	(5)	0.40
			Fin:	49.37	(6)				0.63
Total:	Int1:	1:15.20	(22)				2.26		
	Fin:	1:40.30	(15)				2.33		
18 OESTER Marlies	SUI	Run1:	Int1:	24.86	(33)	I1-Fin:	26.00	(18)	1.26
			Fin:	50.86	(21)				2.15
		Run2:	Int1:	24.84	(24)	I1-Fin:	26.01	(25)	0.97
			Fin:	50.85	(25)				2.11
Total:	Int1:	1:15.70	(27)				2.76		
	Fin:	1:41.71	(26)				3.74		



AUDI FIS SKI WORLD CUP
3rd LADIES SLALOM 2nd RUN
PERFORMANCE ANALYSIS 2



Number of Competitors: 65

Bib Name	Nation	Positions			Partials			Difference	
		Pos.	Time	Rank	Pos.	Time	Rank	Time	
19 GOERGL Elisabeth	AUT	Run1:	Int1:	24.05	(9)	I1-Fin:	26.25	(25)	0.45
			Fin:	50.30	(14)		1.59		
		Run2:	Int1:	23.93	(2)	I1-Fin:	24.81	(2)	0.06
			Fin:	48.74	(1)		0.00		
Total:	Int1:	1:14.23	(9)				1.29		
	Fin:	1:39.04	(4)				1.07		
20 TRUPPE Karin	AUT	Run1:	Int1:	23.95	(7)	I1-Fin:	27.03	(33)	0.35
			Fin:	50.98	(26)		2.27		
		Run2:	Int1:	24.06	(5)	I1-Fin:	26.12	(27)	0.19
			Fin:	50.18	(17)		1.44		
Total:	Int1:	1:15.04	(17)				2.10		
	Fin:	1:41.16	(24)				3.19		
21 EKMAN Susanne	SWE	Run1:	Int1:	24.35	(18)	I1-Fin:	26.24	(24)	0.75
			Fin:	50.59	(16)		1.88		
		Run2:	Int1:	24.59	(18)	I1-Fin:	25.65	(19)	0.72
			Fin:	50.24	(20)		1.50		
Total:	Int1:	1:15.18	(20)				2.24		
	Fin:	1:40.83	(19)				2.86		
22 FLEISS Nika	CRO	Run1:	Int1:	24.62	(27)	I1-Fin:	26.06	(20)	1.02
			Fin:	50.68	(18)		1.97		
		Run2:	Int1:	24.98	(28)	I1-Fin:	25.22	(9)	1.11
			Fin:	50.20	(19)		1.46		
Total:	Int1:	1:15.66	(26)				2.72		
	Fin:	1:40.88	(20)				2.91		
23 GRUENENFELDER Corina	SUI	Run1:	Int1:	24.28	(15)	I1-Fin:	27.08	(35)	0.68
			Fin:	51.36	(29)		2.65		
		Run2:	Int1:	24.38	(11)	I1-Fin:	25.66	(20)	0.51
			Fin:	50.04	(14)		1.30		
Total:	Int1:	1:15.74	(28)				2.80		
	Fin:	1:41.40	(25)				3.43		
24 VIDAL Vanessa	FRA	Run1:	Int1:	24.87	(34)	I1-Fin:	27.45	(42)	1.27
			Fin:	52.32	(36)		3.61		
		Run2:	Int1:			I1-Fin:			
			Fin:	DNQ					
Total:	Int1:								
	Fin:	DNQ							



AUDI FIS SKI WORLD CUP
3rd LADIES SLALOM 2nd RUN
PERFORMANCE ANALYSIS 2



Number of Competitors: 65

Bib Name	Nation	Positions			Partials			Difference	
		Pos.	Time	Rank	Pos.	Time	Rank	Time	
25 CERESA Annalisa	ITA	Run1:	Int1:	24.50	(19)	I1-Fin:	26.38	(27)	0.90
			Fin:	50.88	(23)				2.17
		Run2:	Int1:	24.69	(21)	I1-Fin:	25.49	(16)	0.82
			Fin:	50.18	(17)				1.44
Total:	Int1:	1:15.57	(25)				2.63		
	Fin:	1:41.06	(23)				3.09		
26 SPONRING Christine	AUT	Run1:	Int1:	24.75	(30)	I1-Fin:	25.91	(14)	1.15
			Fin:	50.66	(17)				1.95
		Run2:	Int1:	24.00	(4)	I1-Fin:	25.07	(4)	0.13
			Fin:	49.07	(2)				0.33
Total:	Int1:	1:14.66	(12)				1.72		
	Fin:	1:39.73	(7)				1.76		
27 MOELGG Manuela	ITA	Run1:	Int1:	24.61	(26)	I1-Fin:			1.01
			Fin:	DNF					
		Run2:	Int1:			I1-Fin:			
			Fin:	DNF					
Total:	Int1:								
	Fin:	DNF							
28 BREMSETH Lisa	NOR	Run1:	Int1:	25.33	(48)	I1-Fin:	26.12	(22)	1.73
			Fin:	51.45	(32)				2.74
		Run2:	Int1:			I1-Fin:			
			Fin:	DNQ					
Total:	Int1:								
	Fin:	DNQ							
29 KIRCHGASSER Michaela	AUT	Run1:	Int1:	24.28	(15)	I1-Fin:	26.59	(29)	0.68
			Fin:	50.87	(22)				2.16
		Run2:	Int1:	24.66	(20)	I1-Fin:	25.03	(3)	0.79
			Fin:	49.69	(9)				0.95
Total:	Int1:	1:15.53	(24)				2.59		
	Fin:	1:40.56	(17)				2.59		
30 ZUZULOVA Veronika	SVK	Run1:	Int1:	24.58	(24)	I1-Fin:	26.15	(23)	0.98
			Fin:	50.73	(19)				2.02
		Run2:	Int1:	24.39	(12)	I1-Fin:			0.52
			Fin:	DNF					
Total:	Int1:								
	Fin:	DNF							



AUDI FIS SKI WORLD CUP
3rd LADIES SLALOM 2nd RUN
PERFORMANCE ANALYSIS 2



Number of Competitors: 65

Bib Name	Nation	Positions			Partials			Difference
		Pos.	Time	Rank	Pos.	Time	Rank	Time
31 JANYK Britt	CAN	Run1:	Int1:	25.24 (45)	I1-Fin:	27.54 (44)		1.64
		Fin:	52.78 (40)	4.07				
		Run2:	Int1:		I1-Fin:			
		Fin:	DNQ					
Total:	Int1:							
Fin:	DNQ							
32 KARBON Denise	ITA	Run1:	Int1:	24.68 (28)	I1-Fin:	26.73 (31)		1.08
		Fin:	51.41 (30)	2.70				
		Run2:	Int1:		I1-Fin:			
		Fin:	DNF					
Total:	Int1:							
Fin:	DNF							
33 VIKEN Line	NOR	Run1:	Int1:	24.55 (21)	I1-Fin:	26.53 (28)		0.95
		Fin:	51.08 (28)	2.37				
		Run2:	Int1:	25.06 (29)	I1-Fin:	25.92 (23)		1.19
		Fin:	50.98 (27)	2.24				
Total:	Int1:	1:16.14 (29)			3.20			
Fin:	1:42.06 (27)				4.09			
34 MORANDINI Claudia	ITA	Run1:	Int1:	24.95 (37)	I1-Fin:			1.35
		Fin:	DNF					
		Run2:	Int1:		I1-Fin:			
		Fin:	DNF					
Total:	Int1:							
Fin:	DNF							
35 RAITA Henna	FIN	Run1:	Int1:	25.21 (44)	I1-Fin:			1.61
		Fin:	DNF					
		Run2:	Int1:		I1-Fin:			
		Fin:	DNF					
Total:	Int1:							
Fin:	DNF							
36 BORSSEN Therese	SWE	Run1:	Int1:	24.53 (20)	I1-Fin:	26.29 (26)		0.93
		Fin:	50.82 (20)	2.11				
		Run2:	Int1:	24.29 (9)	I1-Fin:	25.41 (13)		0.42
		Fin:	49.70 (10)	0.96				
Total:	Int1:	1:15.11 (18)			2.17			
Fin:	1:40.52 (16)				2.55			



AUDI FIS SKI WORLD CUP
3rd LADIES SLALOM 2nd RUN
PERFORMANCE ANALYSIS 2



Number of Competitors: 65

Bib Name	Nation	Positions			Partials			Difference
		Pos.	Time	Rank	Pos.	Time	Rank	Time
37 DE LEYMARIE Florine	FRA	Run1:	Int1: 25.36 (49)		I1-Fin: 27.52 (43)		1.76	
			Fin: 52.88 (42)				4.17	
		Run2:	Int1:		I1-Fin:			
			Fin: DNQ					
38 RIESCH Maria	GER	Run1:	Int1: 24.78 (31)		I1-Fin: 26.11 (21)		1.18	
			Fin: 50.89 (24)				2.18	
		Run2:	Int1: 24.30 (10)		I1-Fin: 25.73 (21)		0.43	
			Fin: 50.03 (13)				1.29	
39 ZAKOURILOVA Petra	CZE	Run1:	Int1: 24.60 (25)		I1-Fin:		1.00	
			Fin: DNF					
		Run2:	Int1:		I1-Fin:			
			Fin: DNF					
40 RICHARDSON Kaylin L	USA	Run1:	Int1: 25.06 (40)		I1-Fin: 28.68 (53)		1.46	
			Fin: 53.74 (52)				5.03	
		Run2:	Int1:		I1-Fin:			
			Fin: DNQ					
41 JELUSIC Ana	CRO	Run1:	Int1: 25.13 (43)		I1-Fin: 27.71 (47)		1.53	
			Fin: 52.84 (41)				4.13	
		Run2:	Int1:		I1-Fin:			
			Fin: DNQ					
42 STIEGLER Resi	USA	Run1:	Int1: 25.02 (39)		I1-Fin: 25.98 (16)		1.42	
			Fin: 51.00 (27)				2.29	
		Run2:	Int1: 23.87 (1)		I1-Fin: 25.32 (10)		0.00	
			Fin: 49.19 (3)				0.45	
Total:	Int1:	1:14.87 (15)	1.93	I1-Fin:	1:40.19 (13)	2.22		
							Fin:	2.22



AUDI FIS SKI WORLD CUP
3rd LADIES SLALOM 2nd RUN
PERFORMANCE ANALYSIS 2



Number of Competitors: 65

Bib Name	Nation	Positions			Partials			Difference	
		Pos.	Time	Rank	Pos.	Time	Rank	Time	
43 SOEDERBERG Ida	SWE	Run1:	Int1:	24.73	(29)	I1-Fin:		1.13	
			Fin:	DNF					
		Run2:	Int1:			I1-Fin:			
			Fin:	DNF					
		Total:	Int1:						
			Fin:	DNF					
44 DAUTHERIVES Claire	FRA	Run1:	Int1:	24.92	(36)	I1-Fin:		1.32	
			Fin:	DNF					
		Run2:	Int1:			I1-Fin:			
			Fin:	DNF					
		Total:	Int1:						
			Fin:	DNF					
45 DABIC Lea	SLO	Run1:	Int1:	25.77	(55)	I1-Fin:	27.20 (38)	2.17	
			Fin:	52.97	(45)				4.26
		Run2:	Int1:			I1-Fin:			
			Fin:	DNQ					
		Total:	Int1:						
			Fin:	DNQ					
46 MANCUSO Julia	USA	Run1:	Int1:	25.08	(41)	I1-Fin:	27.21 (39)	1.48	
			Fin:	52.29	(35)				3.58
		Run2:	Int1:			I1-Fin:			
			Fin:	DNQ					
		Total:	Int1:						
			Fin:	DNQ					
47 RAICH Carina	AUT	Run1:	Int1:	25.48	(50)	I1-Fin:	27.10 (36)	1.88	
			Fin:	52.58	(39)				3.87
		Run2:	Int1:			I1-Fin:			
			Fin:	DNQ					
		Total:	Int1:						
			Fin:	DNQ					
48 BIRKELUND Karina	NOR	Run1:	Int1:	24.79	(32)	I1-Fin:	28.10 (51)	1.19	
			Fin:	52.89	(43)				4.18
		Run2:	Int1:			I1-Fin:			
			Fin:	DNQ					
		Total:	Int1:						
			Fin:	DNQ					



AUDI FIS SKI WORLD CUP
3rd LADIES SLALOM 2nd RUN
PERFORMANCE ANALYSIS 2



Number of Competitors: 65

Bib Name	Nation	Positions			Partials			Difference	
		Pos.	Time	Rank	Pos.	Time	Rank	Time	
49 OLOFSSON Sofie	SWE	Run1:	Int1:	25.58	(51)	I1-Fin:		1.98	
			Fin:	DNF					
		Run2:	Int1:			I1-Fin:			
			Fin:	DNF					
		Total:	Int1:						
			Fin:	DNF					
50 MUELLER Anne Marie	NOR	Run1:	Int1:	25.80	(57)	I1-Fin:	27.58 (46)	2.20	
			Fin:	53.38	(48)				4.67
		Run2:	Int1:			I1-Fin:			
			Fin:	DNQ					
		Total:	Int1:						
			Fin:	DNQ					
51 BACHMANN Silke	ITA	Run1:	Int1:	25.30	(46)	I1-Fin:	26.65 (30)	1.70	
			Fin:	51.95	(33)				3.24
		Run2:	Int1:			I1-Fin:			
			Fin:	DNQ					
		Total:	Int1:						
			Fin:	DNQ					
52 PEZZEDI Emmi	ITA	Run1:	Int1:	25.71	(54)	I1-Fin:	27.81 (50)	2.11	
			Fin:	53.52	(50)				4.81
		Run2:	Int1:			I1-Fin:			
			Fin:	DNQ					
		Total:	Int1:						
			Fin:	DNQ					
53 KARASINSKA Katarzyna	POL	Run1:	Int1:	25.10	(42)	I1-Fin:	27.10 (36)	1.50	
			Fin:	52.20	(34)				3.49
		Run2:	Int1:			I1-Fin:			
			Fin:	DNQ					
		Total:	Int1:						
			Fin:	DNQ					
54 HIROI Noriyo	JPN	Run1:	Int1:	25.89	(59)	I1-Fin:	27.05 (34)	2.29	
			Fin:	52.94	(44)				4.23
		Run2:	Int1:			I1-Fin:			
			Fin:	DNQ					
		Total:	Int1:						
			Fin:	DNQ					



AUDI FIS SKI WORLD CUP
3rd LADIES SLALOM 2nd RUN
PERFORMANCE ANALYSIS 2



Number of Competitors: 65

Bib Name	Nation	Positions			Partials			Difference	
		Pos.	Time	Rank	Pos.	Time	Rank	Time	
55 BRYDON Emily	CAN	Run1:	Int1:	26.31	(60)	I1-Fin:	27.21	(39)	2.71
		Fin:	53.52	(50)	4.81				
		Run2:	Int1:			I1-Fin:			
		Fin:	DNQ						
Total:		Int1:							
		Fin:	DNQ						
56 WALTER Jessica	LIE	Run1:	Int1:	24.95	(37)	I1-Fin:	27.43	(41)	1.35
		Fin:	52.38	(38)	3.67				
		Run2:	Int1:			I1-Fin:			
		Fin:	DNQ						
Total:		Int1:							
		Fin:	DNQ						
57 PITTIN Alessia	ITA	Run1:	Int1:	25.63	(53)	I1-Fin:	27.71	(47)	2.03
		Fin:	53.34	(47)	4.63				
		Run2:	Int1:			I1-Fin:			
		Fin:	DNQ						
Total:		Int1:							
		Fin:	DNQ						
58 OLLIKKA Marika	FIN	Run1:	Int1:	25.78	(56)	I1-Fin:	29.49	(55)	2.18
		Fin:	55.27	(54)	6.56				
		Run2:	Int1:			I1-Fin:			
		Fin:	DNQ						
Total:		Int1:							
		Fin:	DNQ						
59 KELLEY Jessica C	USA	Run1:	Int1:	25.59	(52)	I1-Fin:	28.67	(52)	1.99
		Fin:	54.26	(53)	5.55				
		Run2:	Int1:			I1-Fin:			
		Fin:	DNQ						
Total:		Int1:							
		Fin:	DNQ						
60 FORSYTH Allison	CAN	Run1:	Int1:	25.85	(58)	I1-Fin:	27.56	(45)	2.25
		Fin:	53.41	(49)	4.70				
		Run2:	Int1:			I1-Fin:			
		Fin:	DNQ						
Total:		Int1:							
		Fin:	DNQ						



AUDI FIS SKI WORLD CUP
3rd LADIES SLALOM 2nd RUN
PERFORMANCE ANALYSIS 2



Number of Competitors: 65

Bib Name	Nation	Positions			Partials			Difference	
		Pos.	Time	Rank	Pos.	Time	Rank	Time	
61 KOBAL Ana	SLO	Run1:	Int1:	25.31	(47)	I1-Fin:	27.71	(47)	1.71
		Fin:	53.02	(46)	4.31				
		Run2:	Int1:			I1-Fin:			
		Fin:	DNQ						
Total:		Int1:							
		Fin:	DNQ						
62 PERSYN Karen	BEL	Run1:	Int1:			I1-Fin:			
		Fin:	DNF						
		Run2:	Int1:			I1-Fin:			
		Fin:	DNF						
Total:		Int1:							
		Fin:	DNF						
63 ZIKOVA Lucie	CZE	Run1:	Int1:			I1-Fin:			
		Fin:	DNF						
		Run2:	Int1:			I1-Fin:			
		Fin:	DNF						
Total:		Int1:							
		Fin:	DNF						
64 SIMARI BIRKNER Maria Belen	ARG	Run1:	Int1:	26.81	(62)	I1-Fin:			3.21
		Fin:	DNF						
		Run2:	Int1:			I1-Fin:			
		Fin:	DNF						
Total:		Int1:							
		Fin:	DNF						
65 SIMARI BIRKNER Macarena	ARG	Run1:	Int1:	26.94	(63)	I1-Fin:	29.08	(54)	3.34
		Fin:	56.02	(55)	7.31				
		Run2:	Int1:			I1-Fin:			
		Fin:	DNQ						
Total:		Int1:							
		Fin:	DNQ						

LEGEND

Pos Intermediate or Speed Position **DNQ** Did Not Qualify **DNF** Did Not Finish **Run1** First Run **Fin:** Finish
Total First + Second Run **Int1:** Intermediate 1 **Run2** Second Run

17-12-2003 / Madonna di Campiglio (ITA) / Spindleruv Mlyn / 5694

Page 11/11

Data Processing by SWATCH

www.fis-ski.com

SWATCH Timing

Generation Date: WED 17 DEC 2003

Time: 13:16 Swatch Internet Time: @553

Document: 77B 1.0



AUDI FIS SKI WORLD CUP



AUDI FIS SKI WORLD CUP AFTER 3rd LADIES SLALOM SLALOM FIS WCSL LIST

29 NOV 2003 Park City (USA)
16 DEC 2003 Madonna di Campiglio (ITA)
17 DEC 2003 Madonna di Campiglio (ITA)

Number of Competitors: 56

Rank	FIS Code	Name	Nation	1	2	3	Base - X + Y = WCSL-SL			
1	505483	PAERSON Anja	SWE	100	100	80	548	164	280	664
2	385022	KOSTELIC Janica	CRO	-	-	-	810	243	-	567
3	55590	SCHILD Marlies	AUT	60	36	60	422	127	156	451
4	195249	PEQUEGNOT Laure	FRA	50	80	22	377	113	152	416
5	185140	POUTIAINEN Tanja	FIN	36	32	40	393	118	108	383
6	55690	HOSP Nicole	AUT	-	60	100	286	86	160	360
7	195377	PASCAL Christel	FRA	-	50	18	381	114	68	335
8	205378	ERTL Martina	GER	45	29	32	228	68	106	266
9	205636	BERGMANN-SCHMUDERER	GER	-	20	45	265	80	65	250
10	535825	KOZNICK Kristina	USA	26	45	29	212	64	100	248
11	515268	NEF Sonja	SUI	80	14	9	205	62	103	246
12	295435	GIUS Nicole	ITA	32	-	-	264	79	32	217
13	55302	EGGER Sabine	AUT	24	15	13	193	58	52	187
14	505084	NOWEN Ylva	SWE	-	-	-	265	80	-	185
14	505187	OTTOSSON Anna	SWE	29	40	-	166	50	69	185
16	536481	SCHLEPER Sarah	USA	-	24	29	186	56	53	183
17	205115	GERG Annemarie	GER	16	10	24	166	50	50	166
18	155415	ZAHROBSKA Sarka	CZE	40	18	16	107	32	74	149
19	425051	ROGNMO Trine-bakke	NOR	12	26	-	147	44	38	141
20	55576	GOERGL Elisabeth	AUT	-	9	50	112	34	59	137
21	515370	OESTER Marlies	SUI	11	-	5	123	37	16	102
22	55359	TRUPPE Karin	AUT	10	12	7	93	28	29	94
23	55691	SPONRING Christine	AUT	22	-	36	49	15	58	92
24	505271	EKMAN Susanne	SWE	8	7	12	91	27	27	91
25	385027	FLEISS Nika	CRO	15	12	11	71	21	38	88
26	515092	GRUENENFELDER Corina	SUI	14	13	6	61	18	33	76
27	295265	CERESA Annalisa	ITA	-	16	8	66	20	24	70
28	415069	RIEGLER Claudia	NZE	-	-	-	99	30	-	69
29	195215	VIDAL Vanessa	FRA	6	-	-	86	26	6	66
30	55759	KIRCHGASSER Michaela	AUT	13	-	14	40	12	27	55
31	296259	MOELGG Manuela	ITA	-	8	-	62	19	8	51
32	425380	BREMSETH Lisa	NOR	9	-	-	56	17	9	48
33	565097	PRETNAR Spela	SLO	-	-	-	64	19	-	45





AUDI FIS SKI WORLD CUP



AUDI FIS SKI WORLD CUP AFTER 3rd LADIES SLALOM SLALOM FIS WCSL LIST

29 NOV 2003 Park City (USA)
16 DEC 2003 Madonna di Campiglio (ITA)
17 DEC 2003 Madonna di Campiglio (ITA)

Number of Competitors: 56

Rank	FIS Code	Name	Nation	1	2	3	Base	X	+ Y	= WCSL-SL
34	537772	STIEGLER Resi	USA	-	6	20	24	7	26	43
35	705287	ZUZULOVA Veronika	SVK	18	22	-	-	-	40	40
36	425359	BERNTSEN Hedda	NOR	-	-	-	55	17	-	38
36	425458	VIKEN Line	NOR	-	-	4	48	14	4	38
38	505610	BORSSSEN Therese	SWE	20	-	15	-	-	35	35
38	106022	JANYK Britt	CAN	-	-	-	50	15	-	35
40	55388	RAICH Carina	AUT	-	-	-	49	15	-	34
41	565207	DABIC Lea	SLO	-	-	-	43	13	-	30
41	206001	RIESCH Maria	GER	-	5	10	22	7	15	30
43	185058	RAITA Henna	FIN	-	-	-	33	10	-	23
44	537545	MANCUSO Julia	USA	4	-	-	17	5	4	16
45	155047	ZAKOURILOVA Petra	CZE	7	-	-	10	3	7	14
46	295738	BACHMANN Silke	ITA	-	-	-	18	5	-	13
46	296008	MERIGHETTI Daniela	ITA	-	-	-	18	5	-	13
46	495065	RIENDA CONTRERAS M.	SPA	-	-	-	19	6	-	13
49	296073	MORANDINI Claudia	ITA	-	-	-	15	5	-	10
50	565004	BOKAL Natasa	SLO	-	-	-	10	3	-	7
51	505335	HULTDIN Malin	SWE	-	-	-	7	2	-	5
51	385032	JELUSIC Ana	CRO	5	-	-	-	-	5	5
53	425443	BIRKELUND Karina	NOR	-	4	-	-	-	4	4
53	105741	FORSYTH Allison	CAN	-	-	-	6	2	-	4
53	295445	KARBON Denise	ITA	-	-	-	6	2	-	4
56	195912	DE LEYMARIE Florine	FRA	-	-	-	4	1	-	3

Number of Competitors per Nation until 60th position

AUT : 8	CAN : 2	CRO : 3	CZE : 2	FIN : 2	FRA : 4
GER : 4	ITA : 7	NOR : 5	NZE : 1	SLO : 3	SPA : 1
SUI : 3	SVK : 1	SWE : 6	USA : 4		

LEGEND

Base Last season WCSL points
X (Base / number of planned races in the current season) * number of completed races in the current season
Y WC points won in the current season
WCSL-SL World Cup Start List points for Slalom

17-12-2003 / Madonna di Campiglio (ITA) / Spindleruv Mlyn / 5694

Page 2/2

www.fis-ski.com

Generation Date: WED 17 DEC 2003


Time: 13:16 Swatch Internet Time: @553

Document: 60A 1.0





AUDI FIS SKI WORLD CUP



AUDI FIS SKI WORLD CUP AFTER 3rd LADIES SLALOM OVERALL FIS WCSL LIST

Number of Competitors: 133

Rank	FIS Code	Name	Nation	WCSL	DH	SL	GS	SG	K
1	385022	KOSTELIC Janica	CRO	1346	106 (18)	567 (2)	227 (9)	246 (10)	200 (1)
2	505483	PAERSON Anja	SWE	1304	–	664 (1)	614 (1)	26 (41)	–
3	55198	DORFMEISTER Michaela	AUT	1084	399 (3)	–	221 (11)	428 (3)	36 (13)
4	205378	ERTL Martina	GER	1050	57 (26)	266 (8)	323 (5)	284 (8)	120 (2)
5	195374	MONTILLET Carole	FRA	1023	471 (1)	–	73 (30)	479 (2)	–
6	55069	GOETSCHL Renate	AUT	958	401 (2)	–	28 (38)	529 (1)	–
7	295342	PUTZER Karen	ITA	924	111 (17)	–	418 (2)	345 (5)	50 (10)
8	55212	MEISSNITZER Alexandra	AUT	875	246 (6)	–	280 (7)	349 (4)	–
9	55690	HOSP Nicole	AUT	807	–	360 (6)	367 (4)	–	80 (6)
10	536138	CLARK Kirsten L	USA	743	324 (4)	–	61 (33)	340 (6)	18 (19)
11	205117	GERG Hilde	GER	606	291 (5)	–	9 (46)	306 (7)	–
12	185140	POUTIAINEN Tanja	FIN	592	–	383 (5)	209 (13)	–	–
13	515268	NEF Sonja	SUI	549	–	246 (11)	303 (6)	–	–
14	55590	SCHILD Marlies	AUT	506	–	451 (3)	5 (53)	–	50 (10)
15	55261	OBERMOSER Brigitte	AUT	483	161 (9)	–	91 (27)	209 (13)	22 (17)
16	515098	REY BELLET Corinne	SUI	453	241 (7)	–	–	212 (12)	–
17	295136	CECCARELLI Daniela	ITA	425	151 (13)	–	6 (50)	253 (9)	15 (22)
18	295445	KARBON Denise	ITA	421	–	4 (53)	417 (3)	–	–
19	195249	PEQUEGNOT Laure	FRA	417	–	416 (4)	1 (63)	–	–
20	505187	OTTOSSON Anna	SWE	416	–	185 (14)	203 (14)	28 (38)	–
21	536477	MENDES Jonna	USA	378	156 (12)	–	2 (59)	220 (11)	–
22	105546	TURGEON Melanie	CAN	372	194 (8)	–	–	178 (14)	–
23	195377	PASCAL Christel	FRA	366	–	335 (7)	31 (37)	–	–
24	536481	SCHLEPER Sarah	USA	348	–	183 (16)	165 (17)	–	–
25	206001	RIESCH Maria	GER	335	150 (14)	30 (41)	7 (48)	43 (31)	105 (3)
26	536473	LALIVE Caroline	USA	328	96 (19)	–	45 (34)	135 (15)	52 (9)
27	505084	NOWEN Ylva	SWE	314	–	185 (14)	129 (18)	–	–
28	535825	KOZNICK Kristina	USA	313	–	248 (10)	65 (31)	–	–
29	55576	GOERGL Elisabeth	AUT	303	–	137 (20)	166 (16)	–	–
30	295435	GIUS Nicole	ITA	301	–	217 (12)	84 (28)	–	–
31	515370	OESTER Marlies	SUI	300	–	102 (21)	98 (24)	–	100 (4)
32	495065	RIENDA CONTRERAS M.	SPA	257	–	13 (46)	244 (8)	–	–
33	106056	SIMARD Genevieve	CAN	253	7 (56)	–	97 (25)	111 (16)	38 (12)
34	205636	BERGMANN-SCHMUDERER	GER	250	–	250 (9)	–	–	–
35	515409	BERTHOD Sylviane	SUI	227	159 (11)	–	–	68 (23)	–
36	565243	MAZE Tina	SLO	225	–	–	225 (10)	–	–





AUDI FIS SKI WORLD CUP



AUDI FIS SKI WORLD CUP AFTER 3rd LADIES SLALOM OVERALL FIS WCSL LIST

Number of Competitors: 133

Rank	FIS Code	Name	Nation	WCSL	DH	SL	GS	SG	K
37	425001	FLEMMEN Andrine	NOR	224	–	–	212 (12)	12 (54)	–
38	295588	KOSTNER Isolde	ITA	211	118 (16)	–	–	93 (18)	–
39	195671	JACQUEMOD Ingrid	FRA	208	121 (15)	–	–	87 (19)	–
40	155415	ZAHROBSKA Sarka	CZE	204	–	149 (18)	–	–	55 (8)
41	515348	BORCHI Catherine	SUI	199	161 (9)	–	–	22 (43)	16 (20)
42	55313	ROHREGGER Eveline	AUT	192	–	–	106 (21)	86 (20)	–
43	537545	MANCUSO Julia	USA	191	34 (32)	16 (44)	3 (58)	57 (26)	81 (5)
44	55302	EGGER Sabine	AUT	187	–	187 (13)	–	–	–
45	105741	FORSYTH Allison	CAN	181	–	4 (53)	177 (15)	–	–
46	296259	MOELGG Manuela	ITA	177	–	51 (31)	101 (23)	1 (61)	24 (15)
47	205115	GERG Annemarie	GER	167	–	166 (17)	1 (63)	–	–
48	55539	BERGER Silvia	AUT	165	–	–	114 (20)	51 (28)	–
49	105997	BRYDON Emily	CAN	164	59 (24)	–	–	81 (21)	24 (15)
50	55538	WIRTH Katja	AUT	163	78 (21)	–	–	71 (22)	14 (23)
51	515573	AUFDENBLATTEN Fraenzi	SUI	158	14 (47)	–	62 (32)	66 (24)	16 (20)
52	505632	LINDELL–VIKARBY Jessica	SWE	156	44 (30)	–	32 (36)	19 (47)	61 (7)
53	565037	SUHADOLC Mojca	SLO	142	47 (29)	–	–	95 (17)	–
54	425051	ROGNMO Trine–bakke	NOR	141	–	141 (19)	–	–	–
55	106022	JANYK Britt	CAN	140	–	35 (38)	105 (22)	–	–
56	355002	HEEB–BATLINER Birgit	LIE	129	–	–	129 (18)	–	–
57	55691	SPONRING Christine	AUT	117	25 (36)	92 (23)	–	–	–
58	515170	STYGER Nadia	SUI	108	37 (31)	–	13 (45)	58 (25)	–
59	205820	HUBER Isabelle	GER	102	88 (20)	–	–	14 (52)	–
60	205392	HAEUSL Regina	GER	99	68 (22)	–	–	31 (36)	–
61	425389	NILSEN Stina Hofgard	NOR	96	–	–	96 (26)	–	–
62	505271	EKMAN Susanne	SWE	95	–	91 (24)	4 (55)	–	–
63	195503	SUCHET Melanie	FRA	94	53 (27)	–	–	41 (33)	–
63	55359	TRUPPE Karin	AUT	94	–	94 (22)	–	–	–
65	296008	MERIGHETTI Daniela	ITA	93	–	13 (46)	80 (29)	–	–
66	385027	FLEISS Nika	CRO	88	–	88 (25)	–	–	–
67	515403	MUELLER Tamara	SUI	87	32 (33)	–	–	55 (27)	–
68	55588	RUMPFHUBER Ingrid	AUT	81	60 (23)	–	–	21 (45)	–
69	295449	KLEON Barbara	ITA	79	51 (28)	–	15 (44)	13 (53)	–
70	515092	GRUENENFELDER Corina	SUI	76	–	76 (26)	–	–	–
71	295265	CERESA Annalisa	ITA	70	–	70 (27)	–	–	–
72	415069	RIEGLER Claudia	NZE	69	–	69 (28)	–	–	–





AUDI FIS SKI WORLD CUP



AUDI FIS SKI WORLD CUP AFTER 3rd LADIES SLALOM OVERALL FIS WCSL LIST

Number of Competitors: 133

Rank	FIS Code	Name	Nation	WCSL	DH	SL	GS	SG	K
72	537772	STIEGLER Resi	USA	69	-	43 (34)	-	-	26 (14)
74	195215	VIDAL Vanessa	FRA	66	-	66 (29)	-	-	-
75	55759	KIRCHGASSER Michaela	AUT	64	-	55 (30)	9 (46)	-	-
75	195837	MATTEL Magda	FRA	64	24 (38)	-	-	40 (34)	-
75	55596	WILHELM Kathrin	AUT	64	58 (25)	-	-	6 (57)	-
78	295533	RECCHIA Lucia	ITA	56	11 (49)	-	-	45 (30)	-
79	536884	LUDLOW Libby	USA	54	12 (48)	-	-	42 (32)	-
80	565207	DABIC Lea	SLO	52	-	30 (41)	-	-	22 (17)
81	225206	ALCOTT Chimene	GBR	51	18 (42)	-	6 (50)	27 (40)	-
81	515429	DUMERMUTH Monika	SUI	51	30 (34)	-	-	21 (45)	-
83	295738	BACHMANN Silke	ITA	49	-	13 (46)	36 (35)	-	-
84	425380	BREMSETH Lisa	NOR	48	-	48 (32)	-	-	-
84	55339	LECHNER Martina	AUT	48	-	-	-	48 (29)	-
86	565097	PRETNAR Spela	SLO	46	-	45 (33)	1 (63)	-	-
86	55052	SCHNEIDER Tanja	AUT	46	2 (57)	-	6 (50)	38 (35)	-
88	55290	HEREGGER Selina	AUT	44	25 (36)	-	-	19 (47)	-
89	505260	HARGIN Janette	SWE	42	23 (39)	-	-	19 (47)	-
90	705287	ZUZULOVA Veronika	SVK	40	-	40 (35)	-	-	-
91	425359	BERNTSEN Hedda	NOR	38	-	38 (36)	-	-	-
91	425458	VIKEN Line	NOR	38	-	38 (36)	-	-	-
93	505610	BORSSEN Therese	SWE	35	-	35 (38)	-	-	-
94	55388	RAICH Carina	AUT	34	-	34 (40)	-	-	-
95	535529	MONAHAN Kathleen	USA	33	11 (49)	-	-	22 (43)	-
95	495318	RUIZ CASTILLO Carolina	SPA	33	-	-	2 (59)	31 (36)	-
97	195920	GIVELET Anne-Laure	FRA	30	22 (40)	-	-	8 (56)	-
97	485062	ZELENSKAJA Warwara	RUS	30	2 (57)	-	-	28 (38)	-
99	295463	BASSIS Patrizia	ITA	28	9 (51)	-	-	19 (47)	-
100	515496	IMLIG Corinne	SUI	27	27 (35)	-	-	-	-
100	195931	PELTIER Audrey	FRA	27	-	-	27 (39)	-	-
100	295927	PLANATSCHER Maddalena	ITA	27	-	-	27 (39)	-	-
103	515166	PIEREN Tanja	SUI	26	-	-	-	26 (41)	-
104	515478	ALPIGER Ella	SUI	23	8 (54)	-	-	15 (51)	-
104	195868	MEILLEUR Karine	FRA	23	17 (43)	-	-	6 (57)	-
104	185058	RAITA Henna	FIN	23	-	23 (43)	-	-	-
107	537544	KILDOW Lindsey C.	USA	22	22 (40)	-	-	-	-
108	565109	DOVZAN Alenka	SLO	20	-	-	20 (41)	-	-





AUDI FIS SKI WORLD CUP



AUDI FIS SKI WORLD CUP AFTER 3rd LADIES SLALOM OVERALL FIS WCSL LIST

Number of Competitors: 133

Rank	FIS Code	Name	Nation	WCSL	DH	SL	GS	SG	K
108	515095	KUMMER Lilian	SUI	20	-	-	20 (41)	-	-
108	195927	LAZIER Laurence	FRA	20	-	-	20 (41)	-	-
111	105662	LEFRANCOIS Anne Marie	CAN	16	16 (44)	-	-	-	-
111	515560	SCHILD Martina	SUI	16	16 (44)	-	-	-	-
113	537446	MCCARTY Bryna	USA	15	15 (46)	-	-	-	-
114	155047	ZAKOURILOVA Petra	CZE	14	-	14 (45)	-	-	-
115	205119	HALTMAYR Petra	GER	12	2 (57)	-	-	10 (55)	-
115	385032	JELUSIC Ana	CRO	12	-	5 (51)	7 (48)	-	-
117	296073	MORANDINI Claudia	ITA	10	-	10 (49)	-	-	-
118	55383	BLASER Karin	AUT	9	9 (51)	-	-	-	-
118	296217	COLETTI Alexandra	ITA	9	9 (51)	-	-	-	-
120	536479	POWERS Alison	USA	8	8 (54)	-	-	-	-
121	565004	BOKAL Natasa	SLO	7	-	7 (50)	-	-	-
122	515534	DICHT Erika	SUI	5	-	-	5 (53)	-	-
122	505335	HULTDIN Malin	SWE	5	-	5 (51)	-	-	-
124	425443	BIRKELUND Karina	NOR	4	-	4 (53)	-	-	-
124	295462	MAJ Chiara	ITA	4	-	-	-	4 (59)	-
124	515766	SUTER Fabienne	SUI	4	-	-	4 (55)	-	-
124	295807	VIERIN Sonia	ITA	4	-	-	4 (55)	-	-
128	195912	DE LEYMARIE Florine	FRA	3	-	3 (56)	-	-	-
128	295800	TAGLIABUE Elena	ITA	3	-	-	-	3 (60)	-
130	195193	DUVILLARD Kristina	FRA	2	-	-	2 (59)	-	-
130	495107	GALINDO SANTOLARIA Ana	SPA	2	-	-	2 (59)	-	-
132	485217	ALIEVA Olesja	RUS	1	-	-	1 (63)	-	-
132	195291	PELLAT-FINET Caroline	FRA	1	-	-	1 (63)	-	-

LEGEND

GS Giant Slalom points **SG** Super-G points **DH** Downhill points **WCSL** Overall points **SL** Slalom points
K Combined points

17-12-2003 / Madonna di Campiglio (ITA) / Spindleruv Mlyn / 5694

Page 4/4

www.fis-ski.com

Generation Date: WED 17 DEC 2003

Time: 13:16 Swatch Internet Time: @553

Document: 60B 1.0





AUDI FIS SKI WORLD CUP



AUDI FIS SKI WORLD CUP 3rd LADIES SLALOM SLALOM FIS WORLD CUP STANDINGS

29 NOV 2003 Park City (USA)
16 DEC 2003 Madonna di Campiglio (ITA)
17 DEC 2003 Madonna di Campiglio (ITA)

Number of Competitors: 38

Rank	FIS Code	Name	Nation	1	2	3	WC-SL	Diff.
1	505483	PAERSON Anja	SWE	100	100	80	280	
2	55690	HOSP Nicole	AUT	-	60	100	160	- 120
3	55590	SCHILD Marlies	AUT	60	36	60	156	- 124
4	195249	PEQUEGNOT Laure	FRA	50	80	22	152	- 128
5	185140	POUTIAINEN Tanja	FIN	36	32	40	108	- 172
6	205378	ERTL Martina	GER	45	29	32	106	- 174
7	515268	NEF Sonja	SUI	80	14	9	103	- 177
8	535825	KOZNICK Kristina	USA	26	45	29	100	- 180
9	155415	ZAHROBSKA Sarka	CZE	40	18	16	74	- 206
10	505187	OTTOSSON Anna	SWE	29	40	-	69	- 211
11	195377	PASCAL Christel	FRA	-	50	18	68	- 212
12	205636	BERGMANN-SCHMUDERER	GER	-	20	45	65	- 215
13	55576	GOERGL Elisabeth	AUT	-	9	50	59	- 221
14	55691	SPONRING Christine	AUT	22	-	36	58	- 222
15	536481	SCHLEPER Sarah	USA	-	24	29	53	- 227
16	55302	EGGER Sabine	AUT	24	15	13	52	- 228
17	205115	GERG Annemarie	GER	16	10	24	50	- 230
18	705287	ZUZULOVA Veronika	SVK	18	22	-	40	- 240
19	385027	FLEISS Nika	CRO	15	12	11	38	- 242
19	425051	ROGNMO Trine-bakke	NOR	12	26	-	38	- 242
21	505610	BORSSEN Therese	SWE	20	-	15	35	- 245
22	515092	GRUENENFELDER Corina	SUI	14	13	6	33	- 247
23	295435	GIUS Nicole	ITA	32	-	-	32	- 248
24	55359	TRUPPE Karin	AUT	10	12	7	29	- 251
25	505271	EKMAN Susanne	SWE	8	7	12	27	- 253
25	55759	KIRCHGASSER Michaela	AUT	13	-	14	27	- 253
27	537772	STIEGLER Resi	USA	-	6	20	26	- 254
28	295265	CERESA Annalisa	ITA	-	16	8	24	- 256
29	515370	OESTER Marlies	SUI	11	-	5	16	- 264
30	206001	RIESCH Maria	GER	-	5	10	15	- 265
31	425380	BREMSETH Lisa	NOR	9	-	-	9	- 271
32	296259	MOELGG Manuela	ITA	-	8	-	8	- 272
33	155047	ZAKOURILOVA Petra	CZE	7	-	-	7	- 273





AUDI FIS SKI WORLD CUP



AUDI FIS SKI WORLD CUP 3rd LADIES SLALOM SLALOM FIS WORLD CUP STANDINGS

29 NOV 2003 Park City (USA)
 16 DEC 2003 Madonna di Campiglio (ITA)
 17 DEC 2003 Madonna di Campiglio (ITA)

Number of Competitors: 38

Rank	FIS Code	Name	Nation	1	2	3	WC-SL	Diff.
34	195215	VIDAL Vanessa	FRA	6	-	-	6	- 274
35	385032	JELUSIC Ana	CRO	5	-	-	5	- 275
36	425443	BIRKELUND Karina	NOR	-	4	-	4	- 276
36	537545	MANCUSO Julia	USA	4	-	-	4	- 276
36	425458	VIKEN Line	NOR	-	-	4	4	- 276

LEGEND

WC-SL World Cup points for Slalom Diff. Points Difference

17-12-2003 / Madonna di Campiglio (ITA) / Spindleruv Mlyn / 5694

Page 2/2

www.fis-ski.com

Generation Date: WED 17 DEC 2003


Time: 13:16 Swatch Internet Time: @553

Document: 25A 1.0





AUDI FIS SKI WORLD CUP



AUDI FIS SKI WORLD CUP 3rd LADIES SLALOM OVERALL FIS WORLD CUP STANDINGS

Number of Competitors: 91

Rank	FIS Code	Name	Nation	Points	DH	SL	GS	SG	K
					2 races	3 races	3 races	1 race	
1	505483	PAERSON Anja	SWE	510	–	280 (1)	230 (1)	–	–
2	55690	HOSP Nicole	AUT	320	–	160 (2)	160 (3)	–	–
3	205378	ERTL Martina	GER	272	5 (36)	106 (6)	132 (4)	29 (9)	–
4	195374	MONTILLET Carole	FRA	266	200 (1)	–	34 (19)	32 (8)	–
5	55069	GOETSCHL Renate	AUT	206	80 (4)	–	26 (23)	100 (1)	–
6	185140	POUTIAINEN Tanja	FIN	202	–	108 (5)	94 (8)	–	–
7	55198	DORFMEISTER Michaela	AUT	197	93 (3)	–	24 (26)	80 (2)	–
8	205117	GERG Hilde	GER	185	125 (2)	–	–	60 (3)	–
9	55576	GOERGL Elisabeth	AUT	184	–	59 (13)	125 (5)	–	–
9	295445	KARBON Denise	ITA	184	–	–	184 (2)	–	–
11	55212	MEISSNITZER Alexandra	AUT	180	76 (6)	–	101 (6)	3 (28)	–
11	515268	NEF Sonja	SUI	180	–	103 (7)	77 (11)	–	–
13	55590	SCHILD Marlies	AUT	161	–	156 (3)	5 (38)	–	–
14	195249	PEQUEGNOT Laure	FRA	152	–	152 (4)	–	–	–
15	536138	CLARK Kirsten L	USA	142	78 (5)	–	14 (31)	50 (4)	–
16	505187	OTTOSSON Anna	SWE	141	–	69 (10)	72 (12)	–	–
17	536481	SCHLEPER Sarah	USA	131	–	53 (15)	78 (9)	–	–
18	535825	KOZNICK Kristina	USA	116	–	100 (8)	16 (28)	–	–
19	206001	RIESCH Maria	GER	98	61 (8)	15 (30)	–	22 (12)	–
20	495065	RIENDA CONTRERAS M.	SPA	96	–	–	96 (7)	–	–
21	195377	PASCAL Christel	FRA	91	–	68 (11)	23 (27)	–	–
22	515370	OESTER Marlies	SUI	85	–	16 (29)	69 (14)	–	–
23	565243	MAZE Tina	SLO	78	–	–	78 (9)	–	–
24	295435	GIUS Nicole	ITA	77	–	32 (23)	45 (18)	–	–
25	515170	STYGER Nadia	SUI	76	21 (21)	–	10 (33)	45 (5)	–
26	155415	ZAHROBSKA Sarka	CZE	74	–	74 (9)	–	–	–
27	55588	RUMPFHUBER Ingrid	AUT	73	55 (10)	–	–	18 (14)	–
28	515348	BORGHI Catherine	SUI	72	72 (7)	–	–	–	–
28	295342	PUTZER Karen	ITA	72	–	–	72 (12)	–	–
30	105997	BRYDON Emily	CAN	70	56 (9)	–	–	14 (17)	–
31	295449	KLEON Barbara	ITA	68	51 (12)	–	15 (30)	2 (29)	–
32	296259	MOELGG Manuela	ITA	67	–	8 (32)	59 (15)	–	–
33	205636	BERGMANN-SCHMUDERER	GER	65	–	65 (12)	–	–	–
34	195837	MATTEL Magda	FRA	64	24 (19)	–	–	40 (6)	–
35	425001	FLEMMEN Andrine	NOR	61	–	–	49 (16)	12 (19)	–
36	55691	SPONRING Christine	AUT	58	–	58 (14)	–	–	–





AUDI FIS SKI WORLD CUP



AUDI FIS SKI WORLD CUP 3rd LADIES SLALOM OVERALL FIS WORLD CUP STANDINGS

Number of Competitors: 91

Rank	FIS Code	Name	Nation	Points	DH	SL	GS	SG	K
					2 races	3 races	3 races	1 race	
37	515409	BERTHOD Sylviane	SUI	57	53 (11)	–	–	4 (27)	–
38	55302	EGGER Sabine	AUT	52	–	52 (16)	–	–	–
39	205115	GERG Annemarie	GER	50	–	50 (17)	–	–	–
40	225206	ALCOTT Chimene	GBR	48	18 (24)	–	6 (37)	24 (11)	–
40	105741	FORSYTH Allison	CAN	48	–	–	48 (17)	–	–
42	295136	CECCARELLI Daniela	ITA	45	45 (13)	–	–	–	–
42	536473	LALIVE Caroline	USA	45	26 (16)	–	3 (40)	16 (15)	–
44	106056	SIMARD Genevieve	CAN	44	7 (33)	–	31 (20)	6 (25)	–
45	55538	WIRTH Katja	AUT	41	15 (26)	–	–	26 (10)	–
46	515573	AUFDENBLATTEN Fraenzi	SUI	40	14 (28)	–	26 (23)	–	–
46	55339	LECHNER Martina	AUT	40	–	–	–	40 (6)	–
46	705287	ZUZULOVA Veronika	SVK	40	–	40 (18)	–	–	–
49	385027	FLEISS Nika	CRO	38	–	38 (19)	–	–	–
49	425051	ROGNMO Trine-bakke	NOR	38	–	38 (19)	–	–	–
51	536477	MENDES Jonna	USA	37	37 (14)	–	–	–	–
52	55759	KIRCHGASSER Michaela	AUT	36	–	27 (25)	9 (34)	–	–
53	505610	BORSSEN Therese	SWE	35	–	35 (21)	–	–	–
53	195503	SUCHET Melanie	FRA	35	25 (18)	–	–	10 (21)	–
55	55539	BERGER Silvia	AUT	33	–	–	25 (25)	8 (23)	–
55	515092	GRUENENFELDER Corina	SUI	33	–	33 (22)	–	–	–
57	205820	HUBER Isabelle	GER	31	31 (15)	–	–	–	–
58	296008	MERIGHETTI Daniela	ITA	30	–	–	30 (21)	–	–
59	55359	TRUPPE Karin	AUT	29	–	29 (24)	–	–	–
60	55261	OBERMOSER Brigitte	AUT	28	21 (21)	–	7 (36)	–	–
61	505271	EKMAN Susanne	SWE	27	–	27 (25)	–	–	–
61	195920	GIVELET Anne-Laure	FRA	27	22 (20)	–	–	5 (26)	–
61	195931	PELTIER Audrey	FRA	27	–	–	27 (22)	–	–
64	295588	KOSTNER Isolde	ITA	26	26 (16)	–	–	–	–
64	537772	STIEGLER Resi	USA	26	–	26 (27)	–	–	–
66	295265	CERESA Annalisa	ITA	24	–	24 (28)	–	–	–
67	515478	ALPIGER Ella	SUI	22	7 (33)	–	–	15 (16)	–
68	537544	KILDOW Lindsey C.	USA	20	20 (23)	–	–	–	–
68	515166	PIEREN Tanja	SUI	20	–	–	–	20 (13)	–
70	537545	MANCUSO Julia	USA	18	–	4 (36)	3 (40)	11 (20)	–
71	295738	BACHMANN Silke	ITA	16	–	–	16 (28)	–	–
71	55290	HEREGGER Selina	AUT	16	16 (25)	–	–	–	–





AUDI FIS SKI WORLD CUP



AUDI FIS SKI WORLD CUP 3rd LADIES SLALOM OVERALL FIS WORLD CUP STANDINGS

Number of Competitors: 91

Rank	FIS Code	Name	Nation	Points	DH	SL	GS	SG	K
					2 races	3 races	3 races	1 race	
71	195671	JACQUEMOD Ingrid	FRA	16	2 (37)	–	–	14 (17)	–
71	55596	WILHELM Kathrin	AUT	16	15 (26)	–	–	1 (30)	–
75	515095	KUMMER Lilian	SUI	14	–	–	14 (31)	–	–
75	105662	LEFRANCOIS Anne Marie	CAN	14	14 (28)	–	–	–	–
77	205119	HALTMAYR Petra	GER	10	–	–	–	10 (21)	–
77	537446	MCCARTY Bryna	USA	10	10 (30)	–	–	–	–
79	425380	BREMSETH Lisa	NOR	9	–	9 (31)	–	–	–
79	296217	COLETTI Alexandra	ITA	9	9 (31)	–	–	–	–
81	505260	HARGIN Janette	SWE	8	8 (32)	–	–	–	–
81	106022	JANYK Britt	CAN	8	–	–	8 (35)	–	–
83	205392	HAEUSL Regina	GER	7	7 (33)	–	–	–	–
83	295533	RECCHIA Lucia	ITA	7	–	–	–	7 (24)	–
83	155047	ZAKOURILOVA Petra	CZE	7	–	7 (33)	–	–	–
86	195215	VIDAL Vanessa	FRA	6	–	6 (34)	–	–	–
87	385032	JELUSIC Ana	CRO	5	–	5 (35)	–	–	–
87	195927	LAZIER Laurence	FRA	5	–	–	5 (38)	–	–
89	425443	BIRKELUND Karina	NOR	4	–	4 (36)	–	–	–
89	425458	VIKEN Line	NOR	4	–	4 (36)	–	–	–
91	536479	POWERS Alison	USA	2	2 (37)	–	–	–	–

LEGEND

GS Giant Slalom points **SG** Super-G points **DH** Downhill points **Points** Overall points **SL** Slalom points
K Combined points

17-12-2003 / Madonna di Campiglio (ITA) / Spindleruv Mlyn / 5694

Page 3/3

www.fis-ski.com

Generation Date: WED 17 DEC 2003

Time: 13:16 Swatch Internet Time: @553

Document: 25B 1.0





AUDI FIS SKI WORLD CUP



AUDI FIS SKI WORLD CUP 3rd LADIES SLALOM WOMEN FIS NATION CUP

Number of Nations: 16

Place	Nation	Points	Diff.	DH	SL	GS	SG	K
1	AUT Austria	1670		371	541	482	276	-
2	SWE Sweden	721	- 949	8	411	302	-	-
3	GER Germany	718	- 952	229	236	132	121	-
4	FRA France	689	- 981	273	226	89	101	-
5	ITA Italy	625	- 1045	131	64	421	9	-
6	SUI Switzerland	599	- 1071	167	152	196	84	-
7	USA United States of America	547	- 1123	173	183	114	77	-
8	FIN Finland	202	- 1468	-	108	94	-	-
9	CAN Canada	184	- 1486	77	-	87	20	-
10	NOR Norway	116	- 1554	-	55	49	12	-
11	SPA Spain	96	- 1574	-	-	96	-	-
12	CZE Czech Republic	81	- 1589	-	81	-	-	-
13	SLO Slovenia	78	- 1592	-	-	78	-	-
14	GBR Great Britain	48	- 1622	18	-	6	24	-
15	CRO Croatia	43	- 1627	-	43	-	-	-
16	SVK Slovakia	40	- 1630	-	40	-	-	-





AUDI FIS SKI WORLD CUP



AUDI FIS SKI WORLD CUP 3rd LADIES SLALOM FIS OVERALL NATION CUP

Number of Nations: 19

Place	Nation	Overall			DH Points			SL Points			GS Points			SG Points			K Points		
		M+W	M	W	M+W	M	W	M+W	M	W	M+W	M	W	M+W	M	W	M+W	M	W
1	AUT	4436	2766	1670	1422	1051	371	993	452	541	1123	641	482	898	622	276	-	-	-
2	ITA	1347	722	625	227	96	131	309	245	64	698	277	421	113	104	9	-	-	-
3	FRA	1229	540	689	437	164	273	294	68	226	397	308	89	101	-	101	-	-	-
4	SUI	1178	579	599	380	213	167	219	67	152	346	150	196	233	149	84	-	-	-
5	USA	1152	605	547	352	179	173	252	69	183	384	270	114	164	87	77	-	-	-
6	SWE	986	265	721	72	64	8	481	70	411	366	64	302	67	67	-	-	-	-
7	NOR	825	709	116	241	241	-	126	71	55	188	139	49	270	258	12	-	-	-
8	GER	800	82	718	258	29	229	283	47	236	132	-	132	127	6	121	-	-	-
9	FIN	490	288	202	-	-	-	216	108	108	274	180	94	-	-	-	-	-	-
10	CAN	400	216	184	158	81	77	12	12	-	130	43	87	100	80	20	-	-	-
11	CRO	204	161	43	-	-	-	143	100	43	47	47	-	14	14	-	-	-	-
12	SLO	171	93	78	27	27	-	55	55	-	89	11	78	-	-	-	-	-	-
13	SPA	96	-	96	-	-	-	-	-	-	96	-	96	-	-	-	-	-	-
14	LIE	83	83	-	36	36	-	-	-	-	-	-	-	47	47	-	-	-	-
15	CZE	81	-	81	-	-	-	81	-	81	-	-	-	-	-	-	-	-	-
16	GBR	72	24	48	18	-	18	24	24	-	6	-	6	24	-	24	-	-	-
17	SVK	40	-	40	-	-	-	40	-	40	-	-	-	-	-	-	-	-	-
18	JPN	22	22	-	-	-	-	22	22	-	-	-	-	-	-	-	-	-	-
19	AUS	10	10	-	3	3	-	-	-	-	-	-	-	7	7	-	-	-	-





AUDI FIS SKI WORLD CUP



AUDI FIS SKI WORLD CUP

AFTER 3rd LADIES SLALOM

MANUFACTURERS STANDINGS WOMEN presented by "DIE PRESSE"


Number of Manufacturers: 8

Place	Manufacturer	Points	Diff.	DH	SL	GS	SG	K
1	SALOMON	1200		160	460	435	145	-
2	VÖLKL	910	- 290	165	380	305	60	-
3	ROSSIGNOL	620	- 580	200	85	335	-	-
4	DYNASTAR	215	- 985	85	40	50	40	-
5	BLIZZARD	200	- 1000	80	-	-	120	-
6	FISCHER	150	- 1050	100	-	-	50	-
7	ATOMIC	120	- 1080	-	120	-	-	-
8	HEAD	40	- 1160	-	40	-	-	-





AUDI FIS SKI WORLD CUP



AUDI FIS SKI WORLD CUP

AFTER 3rd LADIES SLALOM

MANUFACTURERS STANDINGS OVERALL presented by "DIE PRESSE"

Number of Manufacturers: 9

Place	Manufacturer	Overall			DH Points			SL Points			GS Points			SG Points			K Points		
		M+W	M	W	M+W	M	W	M+W	M	W	M+W	M	W	M+W	M	W	M+W	M	W
1	ATOMIC	2325	2205	120	1020	1020	-	270	150	120	420	420	-	615	615	-	-	-	-
2	SALOMON	1610	410	1200	160	-	160	560	100	460	745	310	435	145	-	145	-	-	-
3	VÖLKL	1075	165	910	165	-	165	545	165	380	305	-	305	60	-	60	-	-	-
4	ROSSIGNOL	910	290	620	200	-	200	85	-	85	625	290	335	-	-	-	-	-	-
5	DYNASTAR	535	320	215	165	80	85	40	-	40	155	105	50	175	135	40	-	-	-
6	FISCHER	315	165	150	100	-	100	165	165	-	-	-	-	50	-	50	-	-	-
7	BLIZZARD	200	-	200	80	-	80	-	-	-	-	-	-	120	-	120	-	-	-
8	NORDICA	130	130	-	-	-	-	130	130	-	-	-	-	-	-	-	-	-	-
9	HEAD	125	85	40	45	45	-	80	40	40	-	-	-	-	-	-	-	-	-

