



AUDI FIS SKI WORLD CUP
2nd LADIES SLALOM
ALPHABETICAL LIST OF COMPETITORS



Number of Competitors: 66

Nation	FIS Code	Name	FIS Points (December 2003 List)							
			DH		SL		GS		SG	
ARG	35089	SIMARI BIRKNER Macarena	55.53	(200)	50.09	(448)	48.87	(478)	44.41	(213)
	35079	SIMARI BIRKNER Maria Belen	53.35	(184)	43.21	(337)	30.04	(206)	44.04	(211)
AUT	55302	EGGER Sabine	374.18	(1176)	4.75	(14)	45.68	(413)	221.40	(1622)
	55576	GOERGL Elisabeth	22.41	(76)	5.61	(21)	5.49	(23)	20.56	(79)
	55690	HOSP Nicole	18.64	(65)	4.22	(9)	3.25	(5)	23.98	(97)
	55759	KIRCHGASSER Michaela	27.12	(93)	6.00	(31)	11.96	(48)	25.62	(113)
	55388	RAICH Carina	–		14.02	(63)	33.24	(247)	202.85	(1515)
	55590	SCHILD Marlies	42.03	(143)	2.58	(3)	40.28	(339)	62.17	(363)
	55691	SPONRING Christine	6.00	(31)	5.93	(28)	21.04	(107)	21.02	(85)
55359	TRUPPE Karin	208.90	(855)	5.68	(22)	29.69	(196)	56.72	(305)	
BEL	65038	PERSYN Karen	333.14	(1129)	25.85	(138)	58.84	(642)	104.55	(788)
CAN	105997	BRYDON Emily	7.26	(37)	18.32	(92)	19.19	(95)	5.57	(21)
	105741	FORSYTH Allison	157.06	(645)	21.32	(106)	4.82	(15)	62.81	(372)
	106022	JANYK Britt	123.86	(519)	14.35	(64)	5.38	(20)	61.14	(352)
CRO	385027	FLEISS Nika	–		5.81	(26)	16.08	(67)	44.72	(216)
	385032	JELUSIC Ana	–		10.99	(48)	14.89	(59)	62.81	(372)
CZE	155415	ZAHROBSKA Sarka	37.91	(129)	5.30	(19)	13.98	(56)	21.33	(86)
	155047	ZAKOURILOVA Petra	112.44	(463)	10.26	(42)	23.00	(127)	129.60	(994)
	155409	ZIKOVA Lucie	–		32.03	(197)	37.62	(305)	53.35	(282)
FIN	185151	OLLIKKA Marika	–		20.02	(102)	46.52	(428)	368.21	(2036)
	185140	POUTIAINEN Tanja	–		3.03	(4)	4.68	(14)	177.42	(1366)
	185058	RAITA Henna	345.36	(1143)	7.49	(38)	35.03	(267)	263.51	(1802)
FRA	196016	DAUTHERIVES Claire	153.39	(629)	12.55	(57)	34.36	(261)	152.37	(1174)
	195912	DE LEYMARIE Florine	–		10.08	(41)	49.60	(491)	265.65	(1811)
	195377	PASCAL Christel	–		3.45	(6)	17.27	(82)	350.40	(2009)
	195249	PEQUEGNOT Laure	253.78	(970)	3.04	(5)	23.02	(128)	163.94	(1263)
	195215	VIDAL Vanessa	154.79	(636)	5.78	(25)	56.58	(602)	111.10	(838)
GER	205636	BERGMANN-SCHMUDERER Monika	134.06	(563)	4.39	(11)	31.36	(229)	162.71	(1256)

**AUDI FIS SKI WORLD CUP**

2nd LADIES SLALOM

ALPHABETICAL LIST OF COMPETITORS

Number of Competitors: 66

Nation	FIS Code	Name	FIS Points (December 2003 List)							
			DH		SL		GS		SG	
GER	205378	ERTL Martina	5.50	(23)	4.28	(10)	2.91	(4)	2.82	(7)
	205115	GERG Annemarie	–		5.04	(17)	17.84	(90)	90.89	(651)
	206001	RIESCH Maria	4.73	(17)	10.26	(42)	21.22	(109)	13.28	(39)
ITA	295738	BACHMANN Silke	165.25	(679)	16.15	(79)	8.05	(35)	15.58	(50)
	295559	BIAVASCHI Elisabetta	–		7.03	(35)	31.33	(227)	–	
	295265	CERESA Annalisa	83.97	(335)	5.99	(29)	31.26	(226)	52.80	(281)
	295435	GIUS Nicole	212.71	(865)	4.10	(7)	8.28	(36)	49.33	(248)
	295445	KARBON Denise	483.54	(1238)	14.41	(66)	2.88	(3)	44.95	(218)
	296259	MOELGG Manuela	87.31	(343)	11.98	(53)	5.76	(28)	20.75	(81)
	296073	MORANDINI Claudia	275.15	(1020)	7.03	(35)	22.34	(122)	136.58	(1050)
296091	PEZZEDI Emmi	277.07	(1022)	16.48	(82)	26.13	(159)	74.95	(484)	
JPN	305287	HIROI Noriyo	–		18.26	(91)	28.07	(183)	266.61	(1820)
LIE	355038	WALTER Jessica	67.68	(255)	19.41	(98)	22.70	(125)	45.60	(226)
NOR	425443	BIRKELUND Karina	332.78	(1127)	14.81	(70)	27.94	(181)	267.06	(1822)
	425380	BREMSETH Lisa	71.49	(272)	5.99	(29)	47.92	(452)	92.53	(673)
	425001	FLEMMEN Andrine	50.71	(175)	16.91	(84)	4.33	(13)	34.85	(156)
	425051	ROGNMO Trine–bakke	289.86	(1056)	5.23	(18)	26.63	(164)	347.35	(2004)
	425458	VIKEN Line	340.19	(1137)	6.97	(34)	24.64	(145)	107.31	(807)
POL	435142	KARASINSKA Katarzyna	279.46	(1027)	16.73	(83)	58.89	(645)	66.55	(408)
SLO	565207	DABIC Lea	7.46	(38)	12.57	(58)	60.93	(681)	17.54	(62)
	565241	KOBAL Ana	57.16	(206)	21.40	(111)	31.33	(227)	41.03	(190)
SUI	515619	GINI Sandra	246.53	(945)	7.42	(37)	16.98	(78)	37.89	(173)
	515092	GRUENENFELDER Corina	443.89	(1226)	5.90	(27)	19.63	(98)	243.57	(1731)
	515268	NEF Sonja	–		4.16	(8)	3.42	(6)	34.23	(152)
	515370	OESTER Marlies	42.14	(144)	5.43	(20)	5.74	(26)	136.81	(1054)
SVK	705287	ZUZULOVA Veronika	–		6.00	(31)	27.29	(169)	–	
SWE	505610	BORSSEN Therese	–		9.73	(40)	23.37	(134)	250.56	(1760)

**AUDI FIS SKI WORLD CUP**

2nd LADIES SLALOM

ALPHABETICAL LIST OF COMPETITORS

Number of Competitors: 66

Nation	FIS Code	Name	FIS Points (December 2003 List)							
			DH		SL		GS		SG	
SWE	505271	EKMAN Susanne	–		5.71	(23)	12.10	(49)	81.41	(554)
	505351	OLOFSSON Sofie	–		15.41	(72)	32.43	(237)	–	
	505187	OTTOSSON Anna	67.96	(257)	4.93	(15)	4.29	(11)	12.07	(34)
	505483	PAERSON Anja	20.98	(71)	1.22	(2)	0.00	(1)	13.44	(40)
	505491	SOEDERBERG Ida	–		12.41	(56)	36.99	(298)	204.22	(1526)
USA	537230	KELLEY Jessica C	450.46	(1229)	20.46	(104)	10.33	(43)	48.15	(244)
	535825	KOZNICK Kristina	–		4.58	(13)	7.95	(34)	90.63	(648)
	537545	MANCUSO Julia	5.86	(27)	13.91	(62)	11.50	(46)	5.87	(25)
	537626	RICHARDSON Kaylin L	94.34	(381)	10.69	(46)	10.30	(42)	42.35	(199)
	536481	SCHLEPER Sarah	93.85	(379)	5.02	(16)	4.90	(16)	61.20	(353)
	537772	STIEGLER Resi	25.09	(83)	11.44	(51)	12.54	(50)	30.09	(134)

LEGEND

DH Downhill SL Slalom GS Giant Slalom SG Super-G

16-12-2003 / Madonna di Campiglio (ITA) / Vratna / 5852

Page 3/3

Data Processing by SWATCH

www.fis-ski.com

SWATCH Timing

Generation Date: MON 15 DEC 2003

Time: 21:13 Swatch Internet Time: @884

Document: 32E 1.0



AUDI FIS SKI WORLD CUP
2nd LADIES SLALOM
DRAW LIST BY POINTS



Number of Competitors: 66

No.	FIS Code	Name	Nation	WCSL-SL	WCSL-O	FIS-SL
1	505483	PAERSON Anja	SWE	593 (2)	1233 (2)	1.22 (1)
2	55590	SCHILD Marlies	AUT	440 (3)	495 (14)	2.58 (2)
3	185140	POUTIAINEN Tanja	FIN	390 (4)	599 (12)	3.03 (3)
4	195249	PEQUEGNOT Laure	FRA	389 (5)	390 (20)	3.04 (4)
5	195377	PASCAL Christel	FRA	343 (6)	374 (22)	3.45 (5)
6	295435	GIUS Nicole	ITA	270 (7)	354 (25)	4.10 (6)
7	515268	NEF Sonja	SUI	264 (8)	567 (13)	4.16 (7)
8	55690	HOSP Nicole	AUT	257 (9)	704 (10)	4.22 (8)
9	205378	ERTL Martina	GER	250 (10)	1034 (4)	4.28 (9)
10	205636	BERGMANN-SCHMUDERER Monika	GER	238 (11)	238 (34)	4.39 (10)
11	535825	KOZNICK Kristina	USA	217 (13)	282 (30)	4.58 (11)
12	55302	EGGER Sabine	AUT	198 (14)	198 (41)	4.75 (12)
13	505187	OTTOSSON Anna	SWE	178 (15)	409 (19)	4.93 (13)
14	536481	SCHLEPER Sarah	USA	167 (16)	332 (26)	5.02 (14)
15	205115	GERG Annemarie	GER	165 (17)	166 (47)	5.04 (15)
16	425051	ROGNMO Trine-bakke	NOR	144 (18)	144 (54)	5.23 (16)
17	155415	ZAHROBSKA Sarka	CZE	136 (19)	191 (44)	5.30 (17)
18	515370	OESTER Marlies	SUI	122 (20)	320 (29)	5.43 (18)
19	55576	GOERGL Elisabeth	AUT	101 (21)	267 (31)	5.61 (19)
20	55359	TRUPPE Karin	AUT	94 (22)	94 (62)	5.68 (20)
21	505271	EKMAN Susanne	SWE	90 (23)	94 (62)	5.71 (21)
22	195215	VIDAL Vanessa	FRA	83 (25)	83 (68)	5.78 (22)
23	385027	FLEISS Nika	CRO	79 (26)	79 (70)	5.81 (23)
24	515092	GRUENENFELDER Corina	SUI	69 (27)	69 (72)	5.90 (24)
25	55691	SPONRING Christine	AUT	66 (28)	91 (65)	5.93 (25)
26	295265	CERESA Annalisa	ITA	59 (29)	59 (76)	5.99 (26)
27	425380	BREMSETH Lisa	NOR	59 (29)	59 (76)	5.99 (27)
28	296259	MOELGG Manuela	ITA	56 (32)	182 (45)	11.98 (42)
29	55759	KIRCHGASSER Michaela	AUT	49 (33)	58 (79)	6.00 (29)
30	106022	JANYK Britt	CAN	45 (35)	150 (53)	14.35 (48)
31	+400 295445	KARBON Denise	ITA	5 (52)	422 (18)	14.41 (49)
32	705287	ZUZULOVA Veronika	SVK	18 (44)	18 (110)	6.00 (28)
33	425458	VIKEN Line	NOR	43 (37)	43 (91)	6.97 (30)
34	296073	MORANDINI Claudia	ITA	13 (49)	13 (115)	7.03 (32)
35	295559	BIAVASCHI Elisabetta	ITA	-	-	7.03 (31)
36	515619	GINI Sandra	SUI	-	-	7.42 (33)



AUDI FIS SKI WORLD CUP
2nd LADIES SLALOM
DRAW LIST BY POINTS



Number of Competitors: 66

No.	FIS Code	Name	Nation	WCSL-SL	WCSL-O	FIS-SL
37	185058	RAITA Henna	FIN	30 (39)	30 (95)	7.49 (34)
38	505610	BORSSEN Therese	SWE	20 (41)	20 (106)	9.73 (35)
39	195912	DE LEYMARIE Florine	FRA	4 (55)	4 (124)	10.08 (36)
40	206001	RIESCH Maria	GER	20 (41)	325 (28)	10.26 (37)
41	155047	ZAKOURILOVA Petra	CZE	16 (46)	16 (111)	10.26 (38)
42	537626	RICHARDSON Kaylin L	USA	-	-	10.69 (39)
43	385032	JELUSIC Ana	CRO	5 (52)	12 (116)	10.99 (40)
44	537772	STIEGLER Resi	USA	22 (40)	48 (86)	11.44 (41)
45	505491	SOEDERBERG Ida	SWE	-	-	12.41 (43)
46	196016	DAUTHERIVES Claire	FRA	-	-	12.55 (44)
47	565207	DABIC Lea	SLO	39 (38)	61 (75)	12.57 (45)
48	537545	MANCUSO Julia	USA	19 (43)	194 (42)	13.91 (46)
49	55388	RAICH Carina	AUT	44 (36)	44 (89)	14.02 (47)
50	425443	BIRKELUND Karina	NOR	-	-	14.81 (50)
51	505351	OLOFSSON Sofie	SWE	-	-	15.41 (51)
52	295738	BACHMANN Silke	ITA	16 (46)	52 (82)	16.15 (52)
53	296091	PEZZEDI Emmi	ITA	-	-	16.48 (53)
54	435142	KARASINSKA Katarzyna	POL	-	-	16.73 (54)
55	425001	FLEMMEN Andrine	NOR	-	224 (37)	16.91 (55)
56	305287	HIROI Noriyo	JPN	-	-	18.26 (56)
57	105997	BRYDON Emily	CAN	-	164 (49)	18.32 (57)
58	355038	WALTER Jessica	LIE	-	-	19.41 (58)
59	185151	OLLIKKA Marika	FIN	-	-	20.02 (59)
60	537230	KELLEY Jessica C	USA	-	-	20.46 (60)
61	105741	FORSYTH Allison	CAN	5 (52)	182 (45)	21.32 (61)
62	565241	KOBAL Ana	SLO	-	-	21.40 (62)
63	65038	PERSYN Karen	BEL	-	-	25.85 (63)
64	155409	ZIKOVA Lucie	CZE	-	-	32.03 (64)
65	35079	SIMARI BIRKNER Maria Belen	ARG	-	-	43.21 (65)
66	35089	SIMARI BIRKNER Macarena	ARG	-	-	50.09 (66)

LEGEND

+400 More than 400 points on WCSL-O after 15th place or after 30th place
WCSL-SL World Cup Start List points for Slalom
FIS-SL FIS points for Slalom

WCSL-O Overall WCSL points
No. Control Number

16-12-2003 / Madonna di Campiglio (ITA) / Vratna / 5852

Page 2/2

Data Processing by SWATCH

www.fis-ski.com

SWATCH Timing

Generation Date: MON 15 DEC 2003

Time: 21:13 Swatch Internet Time: @884

Document: 45A 1.0

**AUDI FIS SKI WORLD CUP**

2nd LADIES SLALOM 1st RUN

START LIST**Jury**

TD FIS	P. LAISSUS	FRA
Referee	K. HOCH	FIS
Chief of Race	L. MATURI	ITA

Technical Data

Course Name	Canalone Miramonti
Start Altitude	1730 m
Finish Altitude	1545 m
Vertical Drop	185 m
Homologation Number	5993/503/00

Race Information 1st Run

Course Setter	M. BONT	FIN
Number of Gates		
Turning Gates		
Start Time	09:45	
Forerunners	A - S. FRANCHINI	ITA
	B - M. ARMANI	ITA
	C - J. KOSTELIC	CRO

Race Information 2nd Run

Course Setter	J. VUILLET	FRA
Number of Gates		
Turning Gates		
Start Time	12:30	
Forerunners	A - P. PANGRAZZI	ITA
	B - M. ARMANI	ITA
	C - J. KOSTELIC	CRO

Number of Competitors: 66

Bib	FIS Code	Name	Year of Birth	Nation	Time	Ski
1	195377	PASCAL Christel	1973	FRA		SALOMON
2	55590	SCHILD Marlies	1981	AUT		ATOMIC
3	185140	POUTIAINEN Tanja	1980	FIN		ROSSIGNOL
4	515268	NEF Sonja	1972	SUI		VÖLKL
5	505483	PAERSON Anja	1981	SWE		SALOMON
6	195249	PEQUEGNOT Laure	1975	FRA		SALOMON
7	295435	GIUS Nicole	1980	ITA		SALOMON
8	536481	SCHLEPER Sarah	1979	USA		ROSSIGNOL
9	505187	OTTOSSON Anna	1976	SWE		DYNASTAR
10	205115	GERG Annemarie	1975	GER		NORDICA
11	535825	KOZNICK Kristina	1975	USA		VÖLKL
12	205378	ERTL Martina	1973	GER		ROSSIGNOL
13	55302	EGGER Sabine	1977	AUT		HEAD
14	205636	BERGMANN-SCHMUDERER M.	1978	GER		VÖLKL
15	55690	HOSP Nicole	1983	AUT		VÖLKL
16	425051	ROGNMO Trine-bakke	1975	NOR		DYNASTAR
17	155415	ZAHROBSKA Sarka	1985	CZE		HEAD
18	515370	OESTER Marlies	1976	SUI		NORDICA
19	55576	GOERGL Elisabeth	1981	AUT		VÖLKL
20	55359	TRUPPE Karin	1978	AUT		FISCHER
21	505271	EKMAN Susanne	1978	SWE		SALOMON

**AUDI FIS SKI WORLD CUP**

2nd LADIES SLALOM 1st RUN

START LIST

Number of Competitors: 66

Bib	FIS Code	Name	Year of Birth	Nation	Time	Ski
22	195215	VIDAL Vanessa	1974	FRA		ROSSIGNOL
23	385027	FLEISS Nika	1984	CRO		ATOMIC
24	515092	GRUENENFELDER Corina	1975	SUI		NORDICA
25	55691	SPONRING Christine	1983	AUT		ATOMIC
26	425380	BREMSETH Lisa	1979	NOR		VÖLKL
27	295265	CERESA Annalisa	1978	ITA		VÖLKL
28	296259	MOELGG Manuela	1983	ITA		FISCHER
29	55759	KIRCHGASSER Michaela	1985	AUT		ATOMIC
30	106022	JANYK Britt	1980	CAN		SALOMON
31	295445	KARBON Denise	1980	ITA		SALOMON
32	705287	ZUZULOVA Veronika	1984	SVK		ROSSIGNOL
33	425458	VIKEN Line	1981	NOR		DYNASTAR
34	296073	MORANDINI Claudia	1982	ITA		HEAD
35	295559	BIAVASCHI Elisabetta	1973	ITA		DYNASTAR
36	515619	GINI Sandra	1982	SUI		VÖLKL
37	185058	RAITA Henna	1975	FIN		ROSSIGNOL
38	505610	BORSSEN Therese	1984	SWE		ATOMIC
39	195912	DE LEYMARIE Florine	1981	FRA		SALOMON
40	206001	RIESCH Maria	1984	GER		HEAD
41	155047	ZAKOURILOVA Petra	1978	CZE		HEAD
42	537626	RICHARDSON Kaylin L	1984	USA		SALOMON
43	385032	JELUSIC Ana	1986	CRO		ATOMIC
44	537772	STIEGLER Resi	1985	USA		DYNASTAR
45	505491	SOEDERBERG Ida	1981	SWE		VÖLKL
46	196016	DAUTHERIVES Claire	1982	FRA		SALOMON
47	565207	DABIC Lea	1981	SLO		ELAN
48	537545	MANCUSO Julia	1984	USA		ROSSIGNOL
49	55388	RAICH Carina	1979	AUT		ATOMIC
50	425443	BIRKELUND Karina	1980	NOR		DYNASTAR
51	505351	OLOFSSON Sofie	1979	SWE		DYNASTAR
52	295738	BACHMANN Silke	1977	ITA		VÖLKL
53	296091	PEZZEDI Emmi	1982	ITA		VÖLKL
54	435142	KARASINSKA Katarzyna	1982	POL		ROSSIGNOL
55	425001	FLEMMEN Andrine	1974	NOR		ROSSIGNOL
56	305287	HIROI Noriyo	1976	JPN		ROSSIGNOL
57	105997	BRYDON Emily	1980	CAN		SALOMON
58	355038	WALTER Jessica	1984	LIE		VÖLKL



AUDI FIS SKI WORLD CUP

2nd LADIES SLALOM 1st RUN

START LIST



Number of Competitors: 66

Bib	FIS Code	Name	Year of Birth	Nation	Time	Ski
59	185151	OLLIKKA Marika	1981	FIN		ROSSIGNOL
60	537230	KELLEY Jessica C	1982	USA		ROSSIGNOL
61	105741	FORSYTH Allison	1978	CAN		ROSSIGNOL
62	565241	KOBAL Ana	1983	SLO		ROSSIGNOL
63	65038	PERSYN Karen	1983	BEL		ELAN
64	155409	ZIKOVA Lucie	1984	CZE		ROSSIGNOL
65	35079	SIMARI BIRKNER Maria Belen	1982	ARG		ROSSIGNOL
66	35089	SIMARI BIRKNER Macarena	1984	ARG		ROSSIGNOL



AUDI FIS SKI WORLD CUP
2nd LADIES SLALOM 1st RUN
OFFICIAL RESULTS

**Jury**

TD FIS	P. LAISSUS	FRA
Referee	K. HOCH	FIS
Chief of Race	L. MATURI	ITA

Technical Data

Course Name	Canalone Miramonti
Start Altitude	1730 m
Finish Altitude	1545 m
Vertical Drop	185 m
Homologation Number	5993/503/00

Race Information 1st Run

Course Setter	M. BONT	FIN
Number of Gates	54	
Turning Gates	52	
Start Time	09:45	
Forerunners	A - S. FRANCHINI	ITA
	B - M. ARMANI	ITA
	C - J. KOSTELIC	CRO

Race Information 2nd Run

Course Setter	J. VUILLET	FRA
Number of Gates		
Turning Gates		
Start Time	12:30	
Forerunners	A - P. PANGRAZZI	ITA
	B - M. ARMANI	ITA
	C - J. KOSTELIC	CRO

Weather: Partly Cloudy **Snow:** Hard **Temperature – Start:** –8 °C **Finish:** –7 °C

Number of Competitors: 66

Rank	Bib	FIS Code	Name	Year of Birth	Nation	Time	Diff.	Ski
1	6	195249	PEQUEGNOT Laure	1975	FRA	50.92		SALOMON
2	5	505483	PAERSON Anja	1981	SWE	51.04	0.12	SALOMON
3	1	195377	PASCAL Christel	1973	FRA	51.08	0.16	SALOMON
4	9	505187	OTTOSSON Anna	1976	SWE	51.36	0.44	DYNASTAR
5	2	55590	SCHILD Marlies	1981	AUT	51.69	0.77	ATOMIC
6	15	55690	HOSP Nicole	1983	AUT	51.80	0.88	VÖLKL
7	29	55759	KIRCHGASSER Michaela	1985	AUT	51.84	0.92	ATOMIC
8	8	536481	SCHLEPER Sarah	1979	USA	51.87	0.95	ROSSIGNOL
9	12	205378	ERTL Martina	1973	GER	51.96	1.04	ROSSIGNOL
10	11	535825	KOZNICK Kristina	1975	USA	52.06	1.14	VÖLKL
11	3	185140	POUTIAINEN Tanja	1980	FIN	52.27	1.35	ROSSIGNOL
12	32	705287	ZUZULOVA Veronika	1984	SVK	52.64	1.72	ROSSIGNOL
13	44	537772	STIEGLER Resi	1985	USA	52.67	1.75	DYNASTAR
14	16	425051	ROGNMO Trine–bakke	1975	NOR	52.75	1.83	DYNASTAR
15	18	515370	OESTER Marlies	1976	SUI	52.77	1.85	NORDICA
16	10	205115	GERG Annemarie	1975	GER	52.78	1.86	NORDICA
17	14	205636	BERGMANN–SCHMUDERER	1978	GER	52.79	1.87	VÖLKL
18	21	505271	EKMAN Susanne	1978	SWE	52.87	1.95	SALOMON
19	17	155415	ZAHROBSKA Sarka	1985	CZE	52.94	2.02	HEAD



AUDI FIS SKI WORLD CUP
2nd LADIES SLALOM 1st RUN
OFFICIAL RESULTS



Number of Competitors: 66

Rank	Bib	FIS Code	Name	Year of Birth	Nation	Time	Diff.	Ski
20	28	296259	MOELGG Manuela	1983	ITA	52.95	2.03	FISCHER
21	19	55576	GOERGL Elisabeth	1981	AUT	52.96	2.04	VÖLKL
22	4	515268	NEF Sonja	1972	SUI	53.01	2.09	VÖLKL
23	23	385027	FLEISS Nika	1984	CRO	53.07	2.15	ATOMIC
24	27	295265	CERESA Annalisa	1978	ITA	53.14	2.22	VÖLKL
25	13	55302	EGGER Sabine	1977	AUT	53.19	2.27	HEAD
26	48	537545	MANCUSO Julia	1984	USA	53.26	2.34	ROSSIGNOL
27	20	55359	TRUPPE Karin	1978	AUT	53.33	2.41	FISCHER
28	40	206001	RIESCH Maria	1984	GER	53.44	2.52	HEAD
29	24	515092	GRUENENFELDER Corina	1975	SUI	53.45	2.53	NORDICA
30	50	425443	BIRKELUND Karina	1980	NOR	53.57	2.65	DYNASTAR
31	41	155047	ZAKOURILOVA Petra	1978	CZE	53.62	2.70	HEAD
32	49	55388	RAICH Carina	1979	AUT	53.65	2.73	ATOMIC
33	33	425458	VIKEN Line	1981	NOR	53.84	2.92	DYNASTAR
34	25	55691	SPONRING Christine	1983	AUT	53.95	3.03	ATOMIC
35	31	295445	KARBON Denise	1980	ITA	54.00	3.08	SALOMON
36	56	305287	HIROI Noriyo	1976	JPN	54.01	3.09	ROSSIGNOL
37	34	296073	MORANDINI Claudia	1982	ITA	54.11	3.19	HEAD
38	43	385032	JELUSIC Ana	1986	CRO	54.13	3.21	ATOMIC
39	37	185058	RAITA Henna	1975	FIN	54.17	3.25	ROSSIGNOL
40	39	195912	DE LEYMARIE Florine	1981	FRA	54.21	3.29	SALOMON
41	58	355038	WALTER Jessica	1984	LIE	54.30	3.38	VÖLKL
42	52	295738	BACHMANN Silke	1977	ITA	54.41	3.49	VÖLKL
43	51	505351	OLOFSSON Sofie	1979	SWE	54.42	3.50	DYNASTAR
44	22	195215	VIDAL Vanessa	1974	FRA	54.48	3.56	ROSSIGNOL
45	45	505491	SOEDERBERG Ida	1981	SWE	54.61	3.69	VÖLKL
46	55	425001	FLEMMEN Andrine	1974	NOR	54.92	4.00	ROSSIGNOL
47	36	515619	GINI Sandra	1982	SUI	55.17	4.25	VÖLKL
48	53	296091	PEZZEDI Emmi	1982	ITA	55.56	4.64	VÖLKL
49	60	537230	KELLEY Jessica C	1982	USA	55.58	4.66	ROSSIGNOL
50	63	65038	PERSYN Karen	1983	BEL	55.80	4.88	ELAN
51	30	106022	JANYK Britt	1980	CAN	55.90	4.98	SALOMON
52	7	295435	GIUS Nicole	1980	ITA	56.10	5.18	SALOMON
53	42	537626	RICHARDSON Kaylin L	1984	USA	56.13	5.21	SALOMON
54	59	185151	OLLIKKA Marika	1981	FIN	56.22	5.30	ROSSIGNOL
55	57	105997	BRYDON Emily	1980	CAN	56.87	5.95	SALOMON
56	64	155409	ZIKOVA Lucie	1984	CZE	57.36	6.44	ROSSIGNOL
57	66	35089	SIMARI BIRKNER Macarena	1984	ARG	57.96	7.04	ROSSIGNOL



AUDI FIS SKI WORLD CUP

2nd LADIES SLALOM 1st RUN

OFFICIAL RESULTS



Number of Competitors: 66

Rank	Bib	FIS Code	Name	Year of Birth	Nation	Time	Diff.	Ski
DID NOT FINISH 1st RUN: 9 competitors								
	26	425380	BREMSETH Lisa	1979	NOR			VÖLKL
	35	295559	BIAVASCHI Elisabetta	1973	ITA			DYNASTAR
	38	505610	BORSEN Therese	1984	SWE			ATOMIC
	46	196016	DAUTHERIVES Claire	1982	FRA			SALOMON
	47	565207	DABIC Lea	1981	SLO			ELAN
	54	435142	KARASINSKA Katarzyna	1982	POL			ROSSIGNOL
	61	105741	FORSYTH Allison	1978	CAN			ROSSIGNOL
	62	565241	KOBAL Ana	1983	SLO			ROSSIGNOL
	65	35079	SIMARI BIRKNER M.	1982	ARG			ROSSIGNOL



AUDI FIS SKI WORLD CUP
2nd LADIES SLALOM 2nd RUN
START LIST

**Jury**

TD FIS	P. LAISSUS	FRA
Referee	K. HOCH	FIS
Chief of Race	L. MATURI	ITA

Technical Data

Course Name	Canalone Miramonti
Start Altitude	1730 m
Finish Altitude	1545 m
Vertical Drop	185 m
Homologation Number	5993/503/00

Race Information 1st Run

Course Setter	M. BONT	FIN
Number of Gates	54	
Turning Gates	52	
Start Time	09:45	
Forerunners	A - S. FRANCHINI	ITA
	B - M. ARMANI	ITA
	C - J. KOSTELIC	CRO

Race Information 2nd Run

Course Setter	J. VUILLET	FRA
Number of Gates		
Turning Gates		
Start Time	12:30	
Forerunners	A - P. PANGRAZZI	ITA
	B - M. ARMANI	ITA
	C - J. KOSTELIC	CRO

Number of Competitors: 30

Start Order	Bib	FIS Code	Name	Year of Birth	Nation	1st Run	Diff.	Rank	2nd Run	Total	Ski
1	50	425443	BIRKELUND Karina	1980	NOR	53.57	2.65	30			DYNASTAR
2	24	515092	GRUENENFELDER C.	1975	SUI	53.45	2.53	29			NORDICA
3	40	206001	RIESCH Maria	1984	GER	53.44	2.52	28			HEAD
4	20	55359	TRUPPE Karin	1978	AUT	53.33	2.41	27			FISCHER
5	48	537545	MANCUSO Julia	1984	USA	53.26	2.34	26			ROSSIGNOL
6	13	55302	EGGER Sabine	1977	AUT	53.19	2.27	25			HEAD
7	27	295265	CERESA Annalisa	1978	ITA	53.14	2.22	24			VÖLKL
8	23	385027	FLEISS Nika	1984	CRO	53.07	2.15	23			ATOMIC
9	4	515268	NEF Sonja	1972	SUI	53.01	2.09	22			VÖLKL
10	19	55576	GOERGL Elisabeth	1981	AUT	52.96	2.04	21			VÖLKL
11	28	296259	MOELGG Manuela	1983	ITA	52.95	2.03	20			FISCHER
12	17	155415	ZAHROBSKA Sarka	1985	CZE	52.94	2.02	19			HEAD
13	21	505271	EKMAN Susanne	1978	SWE	52.87	1.95	18			SALOMON
14	14	205636	BERGMANN-SCHMUDERER	1978	GER	52.79	1.87	17			VÖLKL
15	10	205115	GERG Annemarie	1975	GER	52.78	1.86	16			NORDICA
16	18	515370	OESTER Marlies	1976	SUI	52.77	1.85	15			NORDICA
17	16	425051	ROGNMO Trine-bakke	1975	NOR	52.75	1.83	14			DYNASTAR
18	44	537772	STIEGLER Resi	1985	USA	52.67	1.75	13			DYNASTAR
19	32	705287	ZUZULOVA Veronika	1984	SVK	52.64	1.72	12			ROSSIGNOL
20	3	185140	POUTIAINEN Tanja	1980	FIN	52.27	1.35	11			ROSSIGNOL
21	11	535825	KOZNICK Kristina	1975	USA	52.06	1.14	10			VÖLKL



AUDI FIS SKI WORLD CUP

2nd LADIES SLALOM 2nd RUN

START LIST



Number of Competitors: 30

Start Order	Bib	FIS Code	Name	Year of Birth	Nation	1st Run	Diff.	Rank	2nd Run	Total	Ski
22	12	205378	ERTL Martina	1973	GER	51.96	1.04	9			ROSSIGNOL
23	8	536481	SCHLEPER Sarah	1979	USA	51.87	0.95	8			ROSSIGNOL
24	29	55759	KIRCHGASSER Michaela	1985	AUT	51.84	0.92	7			ATOMIC
25	15	55690	HOSP Nicole	1983	AUT	51.80	0.88	6			VÖLKL
26	2	55590	SCHILD Marlies	1981	AUT	51.69	0.77	5			ATOMIC
27	9	505187	OTTOSSON Anna	1976	SWE	51.36	0.44	4			DYNASTAR
28	1	195377	PASCAL Christel	1973	FRA	51.08	0.16	3			SALOMON
29	5	505483	PAERSON Anja	1981	SWE	51.04	0.12	2			SALOMON
30	6	195249	PEQUEGNOT Laure	1975	FRA	50.92	0.00	1			SALOMON



AUDI FIS SKI WORLD CUP
2nd LADIES SLALOM 2nd RUN
OFFICIAL RESULTS

**Jury**

TD FIS	P. LAISSUS	FRA
Referee	K. HOCH	FIS
Chief of Race	L. MATURI	ITA

Technical Data

Course Name	Canalone Miramonti
Start Altitude	1730 m
Finish Altitude	1545 m
Vertical Drop	185 m
Homologation Number	5993/503/00

Race Information 1st Run

Course Setter	M. BONT	FIN
Number of Gates	54	
Turning Gates	52	
Start Time	09:45	
Forerunners	A - S. FRANCHINI	ITA
	B - M. ARMANI	ITA
	C - J. KOSTELIC	CRO

Race Information 2nd Run

Course Setter	J. VUILLET	FRA
Number of Gates	55	
Turning Gates	53	
Start Time	12:30	
Forerunners	A - P. PANGRAZZI	ITA
	B - M. ARMANI	ITA
	C - J. KOSTELIC	CRO

Weather: Sunny **Snow:** Hard **Temperature – Start:** -6 °C **Finish:** -7 °C **F-factor:** 570

Number of Competitors: 66

Rank	Bib	FIS Code	Name	Year of Birth	Nation	1st Run	2nd Run	Total	Diff.	Race Points	Ski
1	5	505483	PAERSON Anja	1981	SWE	51.04	49.64	1:40.68		0.00	SALOMON
2	6	195249	PEQUEGNOT Laure	1975	FRA	50.92	50.57	1:41.49	0.81	4.59	SALOMON
3	15	55690	HOSP Nicole	1983	AUT	51.80	49.98	1:41.78	1.10	6.23	VÖLKL
4	1	195377	PASCAL Christel	1973	FRA	51.08	50.79	1:41.87	1.19	6.74	SALOMON
5	11	535825	KOZNICK Kristina	1975	USA	52.06	49.96	1:42.02	1.34	7.59	VÖLKL
6	9	505187	OTTOSSON Anna	1976	SWE	51.36	50.67	1:42.03	1.35	7.64	DYNASTAR
7	2	55590	SCHILD Marlies	1981	AUT	51.69	50.38	1:42.07	1.39	7.87	ATOMIC
8	3	185140	POUTIAINEN Tanja	1980	FIN	52.27	49.93	1:42.20	1.52	8.61	ROSSIGNOL
9	12	205378	ERTL Martina	1973	GER	51.96	50.27	1:42.23	1.55	8.78	ROSSIGNOL
10	16	425051	ROGNMO Trine-bakke	1975	NOR	52.75	49.52	1:42.27	1.59	9.00	DYNASTAR
11	8	536481	SCHLEPER Sarah	1979	USA	51.87	50.50	1:42.37	1.69	9.57	ROSSIGNOL
12	32	705287	ZUZULOVA Veronika	1984	SVK	52.64	49.76	1:42.40	1.72	9.74	ROSSIGNOL
13	14	205636	BERGMANN-SCHMUDERER	1978	GER	52.79	50.02	1:42.81	2.13	12.06	VÖLKL
14	17	155415	ZAHROBSKA Sarka	1985	CZE	52.94	50.45	1:43.39	2.71	15.34	HEAD
15	27	295265	CERESA Annalisa	1978	ITA	53.14	50.36	1:43.50	2.82	15.97	VÖLKL
16	13	55302	EGGER Sabine	1977	AUT	53.19	50.41	1:43.60	2.92	16.53	HEAD
17	4	515268	NEF Sonja	1972	SUI	53.01	50.75	1:43.76	3.08	17.44	VÖLKL

#738



AUDI FIS SKI WORLD CUP

2nd LADIES SLALOM 2nd RUN

OFFICIAL RESULTS



Number of Competitors: 66

Rank	Bib	FIS Code	Name	Year of Birth	Nation	1st Run	2nd Run	Total	Diff.	Race Points	Ski
18	24	515092	GRUENENFELDER Corina	1975	SUI	53.45	50.38	1:43.83	3.15	17.83	NORDICA
19	23	385027	FLEISS Nika	1984	CRO	53.07	50.79	1:43.86	3.18	18.00	ATOMIC
19	20	55359	TRUPPE Karin	1978	AUT	53.33	50.53	1:43.86	3.18	18.00	FISCHER
21	10	205115	GERG Annemarie	1975	GER	52.78	51.09	1:43.87	3.19	18.06	NORDICA
22	19	55576	GOERGL Elisabeth	1981	AUT	52.96	51.05	1:44.01	3.33	18.85	VÖLKL
23	28	296259	MOELGG Manuela	1983	ITA	52.95	51.24	1:44.19	3.51	19.87	FISCHER
24	21	505271	EKMAN Susanne	1978	SWE	52.87	51.34	1:44.21	3.53	19.99	SALOMON
25	44	537772	STIEGLER Resi	1985	USA	52.67	51.68	1:44.35	3.67	20.78	DYNASTAR
26	40	206001	RIESCH Maria	1984	GER	53.44	51.27	1:44.71	4.03	22.82	HEAD
27	50	425443	BIRKELUND Karina	1980	NOR	53.57	51.44	1:45.01	4.33	24.51	DYNASTAR
28	> 48	537545	MANCUSO Julia	1984	USA	53.26	1:11.14	2:04.40	23.72	134.29	ROSSIGNOL

DID NOT QUALIFY FOR 2nd RUN: 27 competitors

41	155047	ZAKOURILOVA Petra	1978	CZE	53.62						HEAD
49	55388	RAICH Carina	1979	AUT	53.65						ATOMIC
33	425458	VIKEN Line	1981	NOR	53.84						DYNASTAR
25	55691	SPONRING Christine	1983	AUT	53.95						ATOMIC
31	295445	KARBON Denise	1980	ITA	54.00						SALOMON
56	305287	HIROI Noriyo	1976	JPN	54.01						ROSSIGNOL
34	296073	MORANDINI Claudia	1982	ITA	54.11						HEAD
43	385032	JELUSIC Ana	1986	CRO	54.13						ATOMIC
37	185058	RAITA Henna	1975	FIN	54.17						ROSSIGNOL
39	195912	DE LEYMARIE Florine	1981	FRA	54.21						SALOMON
58	355038	WALTER Jessica	1984	LIE	54.30						VÖLKL
52	295738	BACHMANN Silke	1977	ITA	54.41						VÖLKL
51	505351	OLOFSSON Sofie	1979	SWE	54.42						DYNASTAR
22	195215	VIDAL Vanessa	1974	FRA	54.48						ROSSIGNOL
45	505491	SOEDERBERG Ida	1981	SWE	54.61						VÖLKL
55	425001	FLEMMEN Andrine	1974	NOR	54.92						ROSSIGNOL
36	515619	GINI Sandra	1982	SUI	55.17						VÖLKL
53	296091	PEZZEDI Emmi	1982	ITA	55.56						VÖLKL
60	537230	KELLEY Jessica C	1982	USA	55.58						ROSSIGNOL
63	65038	PERSYN Karen	1983	BEL	55.80						ELAN
30	106022	JANYK Britt	1980	CAN	55.90						SALOMON
7	295435	GIUS Nicole	1980	ITA	56.10						SALOMON
42	537626	RICHARDSON Kaylin L	1984	USA	56.13						SALOMON
59	185151	OLLIKKA Marika	1981	FIN	56.22						ROSSIGNOL

#738 _____



AUDI FIS SKI WORLD CUP

2nd LADIES SLALOM 2nd RUN

OFFICIAL RESULTS



Number of Competitors: 66

Rank	Bib	FIS Code	Name	Year of Birth	Nation	1st Run	2nd Run	Total	Diff.	Race Points	Ski
	57	105997	BRYDON Emily	1980	CAN	56.87					SALOMON
	64	155409	ZIKOVA Lucie	1984	CZE	57.36					ROSSIGNOL
	66	35089	SIMARI BIRKNER Macarena	1984	ARG	57.96					ROSSIGNOL

DID NOT FINISH 1st RUN: 9 competitors

	26	425380	BREMSETH Lisa	1979	NOR						VÖLKL
	35	295559	BIAVASCHI Elisabetta	1973	ITA						DYNASTAR
	38	505610	BORSSSEN Therese	1984	SWE						ATOMIC
	46	196016	DAUTHERIVES Claire	1982	FRA						SALOMON
	47	565207	DABIC Lea	1981	SLO						ELAN
	54	435142	KARASINSKA Katarzyna	1982	POL						ROSSIGNOL
	61	105741	FORSYTH Allison	1978	CAN						ROSSIGNOL
	62	565241	KOBAL Ana	1983	SLO						ROSSIGNOL
	65	35079	SIMARI BIRKNER M.	1982	ARG						ROSSIGNOL

DID NOT FINISH 2nd RUN: 2 competitors

	18	515370	OESTER Marlies	1976	SUI						NORDICA
	29	55759	KIRCHGASSER Michaela	1985	AUT						ATOMIC

Technical Delegate:

P. LAISSUS (FRA) #738

LEGEND

> Competitor's overall time is more than 8% greater than winning time (see FIS rule §10.2)

16-12-2003 / Madonna di Campiglio (ITA) / Vratna / 5852

Page 3/3

Data Processing by SWATCH

www.fis-ski.com

SWATCH Timing

Generation Date: TUE 16 DEC 2003

Time: 13:17 Swatch Internet Time: @553

Document: 73C 1.0



AUDI FIS SKI WORLD CUP
2nd LADIES SLALOM
PENALTY CALCULATION



Best 10 at Finish

Rank	Bib	FIS Code	Name	Nation	FIS Points	Best 5	Race Points
1	5	505483	PAERSON Anja	SWE	1.22	1.22	0.00
2	6	195249	PEQUEGNOT Laure	FRA	3.04	3.04	4.59
3	15	55690	HOSP Nicole	AUT	4.22		
4	1	195377	PASCAL Christel	FRA	3.45	3.45	6.74
5	11	535825	KOZNICK Kristina	USA	4.58		
6	9	505187	OTTOSSON Anna	SWE	4.93		
7	2	55590	SCHILD Marlies	AUT	2.58	2.58	7.87
8	3	185140	POUTIAINEN Tanja	FIN	3.03	3.03	8.61
9	12	205378	ERTL Martina	GER	4.28		
10	16	425051	ROGNMO Trine-bakke	NOR	5.23		

Best 5 FIS Points at Start

Rank	Bib	FIS Code	Name	Nation	FIS Points
1	5	505483	PAERSON Anja	SWE	1.22
7	2	55590	SCHILD Marlies	AUT	2.58
8	3	185140	POUTIAINEN Tanja	FIN	3.03
2	6	195249	PEQUEGNOT Laure	FRA	3.04
4	1	195377	PASCAL Christel	FRA	3.45

TOTALS:			
	FIS Points of Best 5 at Start (B)	13.32	
	FIS Points of Best at Finish in Top 10 (A)		13.32
	Race Points of Corresponding Competitors (C)		27.81
	Calculated Penalty (A+B-C) : 10 =>		-0.117
	Rounded		-0.12
	Category Adder		0.00
	Correction Value (Z)		-1.44
	Calculated Penalty		1.32
	Penalty Applied		0.00

Technical Delegate:
P. LAISSUS (FRA) #738



AUDI FIS SKI WORLD CUP
2nd LADIES SLALOM 2nd RUN
PERFORMANCE ANALYSIS 1



Number of Competitors: 28

Rank	Bib	Name	Nation	Positions			Partials			Difference	
				Pos.	Time	Rank	Pos.	Time	Rank	Time	
1	5	PAERSON Anja	SWE	Run1:	Int1:	23.39	(3)	I1-Fin:	27.65	(3)	0.19
				Fin:	51.04	(2)	0.12				
				Run2:	Int1:	25.19	(1)	I1-Fin:	24.45	(5)	0.00
				Fin:	49.64	(2)	0.12				
Total:	Int1:	1:16.23	(1)				0.00				
Fin:	1:40.68	(1)				0.00					
2	6	PEQUEGNOT Laure	FRA	Run1:	Int1:	23.30	(2)	I1-Fin:	27.62	(2)	0.10
				Fin:	50.92	(1)	0.00				
				Run2:	Int1:	25.65	(10)	I1-Fin:	24.92	(14)	0.46
				Fin:	50.57	(16)	1.05				
Total:	Int1:	1:16.57	(2)				0.34				
Fin:	1:41.49	(2)				0.81					
3	15	HOSP Nicole	AUT	Run1:	Int1:	23.79	(6)	I1-Fin:	28.01	(6)	0.59
				Fin:	51.80	(6)	0.88				
				Run2:	Int1:	25.51	(8)	I1-Fin:	24.47	(7)	0.32
				Fin:	49.98	(6)	0.46				
Total:	Int1:	1:17.31	(5)				1.08				
Fin:	1:41.78	(3)				1.10					
4	1	PASCAL Christel	FRA	Run1:	Int1:	23.49	(5)	I1-Fin:	27.59	(1)	0.29
				Fin:	51.08	(3)	0.16				
				Run2:	Int1:	25.84	(21)	I1-Fin:	24.95	(16)	0.65
				Fin:	50.79	(19)	1.27				
Total:	Int1:	1:16.92	(3)				0.69				
Fin:	1:41.87	(4)				1.19					
5	11	KOZNICK Kristina	USA	Run1:	Int1:	24.16	(16)	I1-Fin:	27.90	(4)	0.96
				Fin:	52.06	(9)	1.14				
				Run2:	Int1:	25.35	(5)	I1-Fin:	24.61	(9)	0.16
				Fin:	49.96	(5)	0.44				
Total:	Int1:	1:17.41	(6)				1.18				
Fin:	1:42.02	(5)				1.34					
6	9	OTTOSSON Anna	SWE	Run1:	Int1:	23.20	(1)	I1-Fin:	28.16	(8)	0.00
				Fin:	51.36	(4)	0.44				
				Run2:	Int1:	25.65	(10)	I1-Fin:	25.02	(20)	0.46
				Fin:	50.67	(17)	1.15				
Total:	Int1:	1:17.01	(4)				0.78				
Fin:	1:42.03	(6)				1.35					



AUDI FIS SKI WORLD CUP
2nd LADIES SLALOM 2nd RUN
PERFORMANCE ANALYSIS 1



Number of Competitors: 28

Rank	Bib	Name	Nation	Positions			Partials			Difference	
				Pos.	Time	Rank	Pos.	Time	Rank	Time	
7	2	SCHILD Marlies	AUT	Run1:	Int1:	23.39	(3)	I1-Fin:	28.30	(10)	0.19
					Fin:	51.69	(5)				0.77
				Run2:	Int1:	25.83	(19)	I1-Fin:	24.55	(8)	0.64
				Fin:	50.38	(10)				0.86	
				Total:	Int1:	1:17.52	(7)				1.29
					Fin:	1:42.07	(7)				1.39
8	3	POUTIAINEN Tanja	FIN	Run1:	Int1:	24.09	(14)	I1-Fin:	28.18	(9)	0.89
					Fin:	52.27	(10)				1.35
				Run2:	Int1:	25.66	(12)	I1-Fin:	24.27	(1)	0.47
				Fin:	49.93	(4)				0.41	
				Total:	Int1:	1:17.93	(10)				1.70
					Fin:	1:42.20	(8)				1.52
9	12	ERTL Martina	GER	Run1:	Int1:	24.04	(13)	I1-Fin:	27.92	(5)	0.84
					Fin:	51.96	(8)				1.04
				Run2:	Int1:	25.90	(23)	I1-Fin:	24.37	(3)	0.71
				Fin:	50.27	(8)				0.75	
				Total:	Int1:	1:17.86	(9)				1.63
					Fin:	1:42.23	(9)				1.55
10	16	ROGNMO Trine-bakke	NOR	Run1:	Int1:	24.24	(18)	I1-Fin:	28.51	(14)	1.04
					Fin:	52.75	(13)				1.83
				Run2:	Int1:	25.19	(1)	I1-Fin:	24.33	(2)	0.00
				Fin:	49.52	(1)				0.00	
				Total:	Int1:	1:17.94	(11)				1.71
					Fin:	1:42.27	(10)				1.59
11	8	SCHLEPER Sarah	USA	Run1:	Int1:	23.80	(7)	I1-Fin:	28.07	(7)	0.60
					Fin:	51.87	(7)				0.95
				Run2:	Int1:	25.66	(12)	I1-Fin:	24.84	(12)	0.47
				Fin:	50.50	(14)				0.98	
				Total:	Int1:	1:17.53	(8)				1.30
					Fin:	1:42.37	(11)				1.69
12	32	ZUZULOVA Veronika	SVK	Run1:	Int1:	23.89	(9)	I1-Fin:	28.75	(19)	0.69
					Fin:	52.64	(11)				1.72
				Run2:	Int1:	25.31	(3)	I1-Fin:	24.45	(5)	0.12
				Fin:	49.76	(3)				0.24	
				Total:	Int1:	1:17.95	(12)				1.72
					Fin:	1:42.40	(12)				1.72



AUDI FIS SKI WORLD CUP
2nd LADIES SLALOM 2nd RUN
PERFORMANCE ANALYSIS 1



Number of Competitors: 28

Rank	Bib	Name	Nation	Positions			Partials			Difference	
				Pos.	Time	Rank	Pos.	Time	Rank	Time	
13	14	BERGMANN-SCHMUDERERGER	CZE	Run1:	Int1:	24.29	(22)	I1-Fin:	28.50	(13)	1.09
					Fin:	52.79	(15)				1.87
				Run2:	Int1:	25.58	(9)	I1-Fin:	24.44	(4)	0.39
					Fin:	50.02	(7)				0.50
		Total:	Int1:	1:18.37	(13)				2.14		
			Fin:	1:42.81	(13)				2.13		
14	17	ZAHROBSKA Sarka	CZE	Run1:	Int1:	23.94	(10)	I1-Fin:	29.00	(23)	0.74
					Fin:	52.94	(17)				2.02
				Run2:	Int1:	25.76	(16)	I1-Fin:	24.69	(11)	0.57
					Fin:	50.45	(13)				0.93
		Total:	Int1:	1:18.70	(16)				2.47		
			Fin:	1:43.39	(14)				2.71		
15	27	CERESA Annalisa	ITA	Run1:	Int1:	24.18	(17)	I1-Fin:	28.96	(22)	0.98
					Fin:	53.14	(22)				2.22
				Run2:	Int1:	25.73	(15)	I1-Fin:	24.63	(10)	0.54
					Fin:	50.36	(9)				0.84
		Total:	Int1:	1:18.87	(21)				2.64		
			Fin:	1:43.50	(15)				2.82		
16	13	EGGER Sabine	AUT	Run1:	Int1:	24.29	(22)	I1-Fin:	28.90	(20)	1.09
					Fin:	53.19	(23)				2.27
				Run2:	Int1:	25.43	(7)	I1-Fin:	24.98	(19)	0.24
					Fin:	50.41	(12)				0.89
		Total:	Int1:	1:18.62	(14)				2.39		
			Fin:	1:43.60	(16)				2.92		
17	4	NEF Sonja	SUI	Run1:	Int1:	24.28	(20)	I1-Fin:	28.73	(18)	1.08
					Fin:	53.01	(20)				2.09
				Run2:	Int1:	25.84	(21)	I1-Fin:	24.91	(13)	0.65
					Fin:	50.75	(18)				1.23
		Total:	Int1:	1:18.85	(20)				2.62		
			Fin:	1:43.76	(17)				3.08		
18	24	GRUENENFELDER C.	SUI	Run1:	Int1:	23.88	(8)	I1-Fin:	29.57	(28)	0.68
					Fin:	53.45	(27)				2.53
				Run2:	Int1:	25.35	(5)	I1-Fin:	25.03	(21)	0.16
					Fin:	50.38	(10)				0.86
		Total:	Int1:	1:18.80	(19)				2.57		
			Fin:	1:43.83	(18)				3.15		



AUDI FIS SKI WORLD CUP
2nd LADIES SLALOM 2nd RUN
PERFORMANCE ANALYSIS 1



Number of Competitors: 28

Rank	Bib	Name	Nation	Positions			Partials			Difference
				Pos.	Time	Rank	Pos.	Time	Rank	Time
19	23	FLEISS Nika	CRO	Run1:	Int1:	24.60 (28)	I1-Fin:	28.47 (12)	1.40	
				Fin:	53.07 (21)	2.15				
				Run2:	Int1:	25.82 (18)	I1-Fin:	24.97 (18)	0.63	
				Fin:	50.79 (19)	1.27				
Total:	Int1:	1:18.89 (23)			2.66					
Fin:	1:43.86 (19)			3.18						
19	20	TRUPPE Karin	AUT	Run1:	Int1:	24.33 (25)	I1-Fin:	29.00 (23)	1.13	
				Fin:	53.33 (25)	2.41				
				Run2:	Int1:	25.33 (4)	I1-Fin:	25.20 (22)	0.14	
				Fin:	50.53 (15)	1.01				
Total:	Int1:	1:18.66 (15)			2.43					
Fin:	1:43.86 (19)			3.18						
21	10	GERG Annemarie	GER	Run1:	Int1:	24.41 (26)	I1-Fin:	28.37 (11)	1.21	
				Fin:	52.78 (14)	1.86				
				Run2:	Int1:	26.17 (25)	I1-Fin:	24.92 (14)	0.98	
				Fin:	51.09 (22)	1.57				
Total:	Int1:	1:18.95 (25)			2.72					
Fin:	1:43.87 (21)			3.19						
22	19	GOERGL Elisabeth	AUT	Run1:	Int1:	24.28 (20)	I1-Fin:	28.68 (17)	1.08	
				Fin:	52.96 (19)	2.04				
				Run2:	Int1:	25.79 (17)	I1-Fin:	25.26 (23)	0.60	
				Fin:	51.05 (21)	1.53				
Total:	Int1:	1:18.75 (17)			2.52					
Fin:	1:44.01 (22)			3.33						
23	28	MOELGG Manuela	ITA	Run1:	Int1:	24.01 (12)	I1-Fin:	28.94 (21)	0.81	
				Fin:	52.95 (18)	2.03				
				Run2:	Int1:	25.83 (19)	I1-Fin:	25.41 (25)	0.64	
				Fin:	51.24 (23)	1.72				
Total:	Int1:	1:18.78 (18)			2.55					
Fin:	1:44.19 (23)			3.51						
24	21	EKMAN Susanne	SWE	Run1:	Int1:	24.27 (19)	I1-Fin:	28.60 (16)	1.07	
				Fin:	52.87 (16)	1.95				
				Run2:	Int1:	26.03 (24)	I1-Fin:	25.31 (24)	0.84	
				Fin:	51.34 (25)	1.82				
Total:	Int1:	1:18.90 (24)			2.67					
Fin:	1:44.21 (24)			3.53						



AUDI FIS SKI WORLD CUP
2nd LADIES SLALOM 2nd RUN
PERFORMANCE ANALYSIS 1



Number of Competitors: 28

Rank	Bib	Name	Nation	Positions			Partials			Difference
				Pos.	Time	Rank	Pos.	Time	Rank	Time
25	44	STIEGLER Resi	USA	Run1:	Int1:	24.10 (15)	I1-Fin:	28.57 (15)		0.90
					Fin:	52.67 (12)				1.75
				Run2:	Int1:	26.20 (26)	I1-Fin:	25.48 (26)		1.01
					Fin:	51.68 (27)				2.16
	Total:	Int1:	1:18.87 (21)				2.64			
				Fin:	1:44.35 (25)				3.67	
26	40	RIESCH Maria	GER	Run1:	Int1:	24.31 (24)	I1-Fin:	29.13 (26)		1.11
					Fin:	53.44 (26)				2.52
				Run2:	Int1:	25.69 (14)	I1-Fin:	25.58 (27)		0.50
					Fin:	51.27 (24)				1.75
	Total:	Int1:	1:19.13 (26)				2.90			
				Fin:	1:44.71 (26)				4.03	
27	50	BIRKELUND Karina	NOR	Run1:	Int1:	24.54 (27)	I1-Fin:	29.03 (25)		1.34
					Fin:	53.57 (28)				2.65
				Run2:	Int1:	26.48 (27)	I1-Fin:	24.96 (17)		1.29
					Fin:	51.44 (26)				1.92
	Total:	Int1:	1:20.05 (27)				3.82			
				Fin:	1:45.01 (27)				4.33	
28	48	MANCUSO Julia	USA	Run1:	Int1:	23.99 (11)	I1-Fin:	29.27 (27)		0.79
					Fin:	53.26 (24)				2.34
				Run2:	Int1:	40.57 (28)	I1-Fin:	30.57 (28)		15.38
					Fin:	1:11.14 (28)				21.62
	Total:	Int1:	1:33.83 (28)				17.60			
				Fin:	2:04.40 (28)				23.72	

LEGEND

Pos Intermediate or Speed Position Int1: Intermediate 1 Run2 Second Run Run1 First Run Fin: Finish
Total First + Second Run



AUDI FIS SKI WORLD CUP
2nd LADIES SLALOM 2nd RUN
PERFORMANCE ANALYSIS 2



Number of Competitors: 66

Bib Name	Nation	Positions			Partials			Difference	
		Pos.	Time	Rank	Pos.	Time	Rank	Time	
1 PASCAL Christel	FRA	Run1:	Int1:	23.49	(5)	I1-Fin:	27.59	(1)	0.29
			Fin:	51.08	(3)				0.16
		Run2:	Int1:	25.84	(22)	I1-Fin:	24.95	(16)	0.65
			Fin:	50.79	(19)				1.27
Total:	Int1:	1:16.92	(3)				0.69		
	Fin:	1:41.87	(4)				1.19		
2 SCHILD Marlies	AUT	Run1:	Int1:	23.39	(3)	I1-Fin:	28.30	(11)	0.19
			Fin:	51.69	(5)				0.77
		Run2:	Int1:	25.83	(20)	I1-Fin:	24.55	(8)	0.64
			Fin:	50.38	(10)				0.86
Total:	Int1:	1:17.52	(8)				1.29		
	Fin:	1:42.07	(7)				1.39		
3 POUTIAINEN Tanja	FIN	Run1:	Int1:	24.09	(16)	I1-Fin:	28.18	(10)	0.89
			Fin:	52.27	(11)				1.35
		Run2:	Int1:	25.66	(13)	I1-Fin:	24.27	(1)	0.47
			Fin:	49.93	(4)				0.41
Total:	Int1:	1:17.93	(11)				1.70		
	Fin:	1:42.20	(8)				1.52		
4 NEF Sonja	SUI	Run1:	Int1:	24.28	(24)	I1-Fin:	28.73	(20)	1.08
			Fin:	53.01	(22)				2.09
		Run2:	Int1:	25.84	(22)	I1-Fin:	24.91	(13)	0.65
			Fin:	50.75	(18)				1.23
Total:	Int1:	1:18.85	(21)				2.62		
	Fin:	1:43.76	(17)				3.08		
5 PAERSON Anja	SWE	Run1:	Int1:	23.39	(3)	I1-Fin:	27.65	(3)	0.19
			Fin:	51.04	(2)				0.12
		Run2:	Int1:	25.19	(1)	I1-Fin:	24.45	(5)	0.00
			Fin:	49.64	(2)				0.12
Total:	Int1:	1:16.23	(1)				0.00		
	Fin:	1:40.68	(1)				0.00		
6 PEQUEGNOT Laure	FRA	Run1:	Int1:	23.30	(2)	I1-Fin:	27.62	(2)	0.10
			Fin:	50.92	(1)				0.00
		Run2:	Int1:	25.65	(11)	I1-Fin:	24.92	(14)	0.46
			Fin:	50.57	(16)				1.05
Total:	Int1:	1:16.57	(2)				0.34		
	Fin:	1:41.49	(2)				0.81		



AUDI FIS SKI WORLD CUP
2nd LADIES SLALOM 2nd RUN
PERFORMANCE ANALYSIS 2



Number of Competitors: 66

Bib Name	Nation	Positions			Partials			Difference
		Pos.	Time	Rank	Pos.	Time	Rank	Time
7 GIUS Nicole	ITA	Run1:	Int1:	24.26 (22)	I1-Fin:	31.84 (57)		1.06
		Fin:	56.10 (52)	5.18				
		Run2:	Int1:		I1-Fin:			
		Fin:	DNQ					
8 SCHLEPER Sarah	USA	Run1:	Int1:	23.80 (8)	I1-Fin:	28.07 (8)		0.60
		Fin:	51.87 (8)	0.95				
		Run2:	Int1:	25.66 (13)	I1-Fin:	24.84 (12)		0.47
		Fin:	50.50 (14)	0.98				
Total:	Int1:	1:17.53 (9)				1.30		
Fin:	1:42.37 (11)					1.69		
9 OTTOSSON Anna	SWE	Run1:	Int1:	23.20 (1)	I1-Fin:	28.16 (9)		0.00
		Fin:	51.36 (4)	0.44				
		Run2:	Int1:	25.65 (11)	I1-Fin:	25.02 (20)		0.46
		Fin:	50.67 (17)	1.15				
Total:	Int1:	1:17.01 (4)				0.78		
Fin:	1:42.03 (6)					1.35		
10 GERG Annemarie	GER	Run1:	Int1:	24.41 (32)	I1-Fin:	28.37 (12)		1.21
		Fin:	52.78 (16)	1.86				
		Run2:	Int1:	26.17 (26)	I1-Fin:	24.92 (14)		0.98
		Fin:	51.09 (22)	1.57				
Total:	Int1:	1:18.95 (26)				2.72		
Fin:	1:43.87 (21)					3.19		
11 KOZNICK Kristina	USA	Run1:	Int1:	24.16 (18)	I1-Fin:	27.90 (4)		0.96
		Fin:	52.06 (10)	1.14				
		Run2:	Int1:	25.35 (5)	I1-Fin:	24.61 (9)		0.16
		Fin:	49.96 (5)	0.44				
Total:	Int1:	1:17.41 (6)				1.18		
Fin:	1:42.02 (5)					1.34		
12 ERTL Martina	GER	Run1:	Int1:	24.04 (15)	I1-Fin:	27.92 (6)		0.84
		Fin:	51.96 (9)	1.04				
		Run2:	Int1:	25.90 (24)	I1-Fin:	24.37 (3)		0.71
		Fin:	50.27 (8)	0.75				
Total:	Int1:	1:17.86 (10)				1.63		
Fin:	1:42.23 (9)					1.55		



AUDI FIS SKI WORLD CUP
2nd LADIES SLALOM 2nd RUN
PERFORMANCE ANALYSIS 2



Number of Competitors: 66

Bib Name	Nation	Positions			Partials			Difference
		Pos.	Time	Rank	Pos.	Time	Rank	Time
13 EGGER Sabine	AUT	Run1:	Int1:	24.29 (26)	I1-Fin:	28.90 (23)		1.09
		Fin:	53.19 (25)	2.27				
		Run2:	Int1:	25.43 (7)	I1-Fin:	24.98 (19)		0.24
		Fin:	50.41 (12)	0.89				
Total:	Int1:	1:18.62 (15)				2.39		
Fin:	1:43.60 (16)					2.92		
14 BERGMANN-SCHMUDERER	GER	Run1:	Int1:	24.29 (26)	I1-Fin:	28.50 (14)		1.09
		Fin:	52.79 (17)	1.87				
		Run2:	Int1:	25.58 (9)	I1-Fin:	24.44 (4)		0.39
		Fin:	50.02 (7)	0.50				
Total:	Int1:	1:18.37 (14)				2.14		
Fin:	1:42.81 (13)					2.13		
15 HOSP Nicole	AUT	Run1:	Int1:	23.79 (7)	I1-Fin:	28.01 (7)		0.59
		Fin:	51.80 (6)	0.88				
		Run2:	Int1:	25.51 (8)	I1-Fin:	24.47 (7)		0.32
		Fin:	49.98 (6)	0.46				
Total:	Int1:	1:17.31 (5)				1.08		
Fin:	1:41.78 (3)					1.10		
16 ROGNMO Trine-bakke	NOR	Run1:	Int1:	24.24 (21)	I1-Fin:	28.51 (15)		1.04
		Fin:	52.75 (14)	1.83				
		Run2:	Int1:	25.19 (1)	I1-Fin:	24.33 (2)		0.00
		Fin:	49.52 (1)	0.00				
Total:	Int1:	1:17.94 (12)				1.71		
Fin:	1:42.27 (10)					1.59		
17 ZAHROBSKA Sarka	CZE	Run1:	Int1:	23.94 (12)	I1-Fin:	29.00 (27)		0.74
		Fin:	52.94 (19)	2.02				
		Run2:	Int1:	25.76 (17)	I1-Fin:	24.69 (11)		0.57
		Fin:	50.45 (13)	0.93				
Total:	Int1:	1:18.70 (17)				2.47		
Fin:	1:43.39 (14)					2.71		
18 OESTER Marlies	SUI	Run1:	Int1:	24.22 (20)	I1-Fin:	28.55 (16)		1.02
		Fin:	52.77 (15)	1.85				
		Run2:	Int1:		I1-Fin:			
		Fin:	DNF					
Total:	Int1:							
Fin:	DNF							



AUDI FIS SKI WORLD CUP
2nd LADIES SLALOM 2nd RUN
PERFORMANCE ANALYSIS 2



Number of Competitors: 66

Bib Name	Nation	Positions			Partials			Difference	
		Pos.	Time	Rank	Pos.	Time	Rank	Time	
19 GOERGL Elisabeth	AUT	Run1:	Int1:	24.28	(24)	I1-Fin:	28.68	(19)	1.08
			Fin:	52.96	(21)				2.04
		Run2:	Int1:	25.79	(18)	I1-Fin:	25.26	(23)	0.60
			Fin:	51.05	(21)				1.53
Total:	Int1:	1:18.75	(18)				2.52		
	Fin:	1:44.01	(22)				3.33		
20 TRUPPE Karin	AUT	Run1:	Int1:	24.33	(29)	I1-Fin:	29.00	(27)	1.13
			Fin:	53.33	(27)				2.41
		Run2:	Int1:	25.33	(4)	I1-Fin:	25.20	(22)	0.14
			Fin:	50.53	(15)				1.01
Total:	Int1:	1:18.66	(16)				2.43		
	Fin:	1:43.86	(19)				3.18		
21 EKMAN Susanne	SWE	Run1:	Int1:	24.27	(23)	I1-Fin:	28.60	(18)	1.07
			Fin:	52.87	(18)				1.95
		Run2:	Int1:	26.03	(25)	I1-Fin:	25.31	(24)	0.84
			Fin:	51.34	(25)				1.82
Total:	Int1:	1:18.90	(25)				2.67		
	Fin:	1:44.21	(24)				3.53		
22 VIDAL Vanessa	FRA	Run1:	Int1:	24.79	(46)	I1-Fin:	29.69	(44)	1.59
			Fin:	54.48	(44)				3.56
		Run2:	Int1:			I1-Fin:			
			Fin:	DNQ					
Total:	Int1:								
	Fin:	DNQ							
23 FLEISS Nika	CRO	Run1:	Int1:	24.60	(39)	I1-Fin:	28.47	(13)	1.40
			Fin:	53.07	(23)				2.15
		Run2:	Int1:	25.82	(19)	I1-Fin:	24.97	(18)	0.63
			Fin:	50.79	(19)				1.27
Total:	Int1:	1:18.89	(24)				2.66		
	Fin:	1:43.86	(19)				3.18		
24 GRUENENFELDER Corina	SUI	Run1:	Int1:	23.88	(9)	I1-Fin:	29.57	(39)	0.68
			Fin:	53.45	(29)				2.53
		Run2:	Int1:	25.35	(5)	I1-Fin:	25.03	(21)	0.16
			Fin:	50.38	(10)				0.86
Total:	Int1:	1:18.80	(20)				2.57		
	Fin:	1:43.83	(18)				3.15		



AUDI FIS SKI WORLD CUP
2nd LADIES SLALOM 2nd RUN
PERFORMANCE ANALYSIS 2



Number of Competitors: 66

Bib	Name	Nation	Positions			Partials			Difference
			Pos.	Time	Rank	Pos.	Time	Rank	Time
25	SPONRING Christine	AUT	Run1:	Int1: 24.53 (34) Fin: 53.95 (34)		I1-Fin: 29.42 (35)		1.33 3.03	
			Run2:	Int1: Fin: DNQ		I1-Fin:			
			Total:	Int1: Fin: DNQ					
26	BREMSETH Lisa	NOR	Run1:	Int1: Fin: DNF		I1-Fin:			
			Run2:	Int1: Fin: DNF		I1-Fin:			
			Total:	Int1: Fin: DNF					
27	CERESA Annalisa	ITA	Run1:	Int1: 24.18 (19) Fin: 53.14 (24)		I1-Fin: 28.96 (26)		0.98 2.22	
			Run2:	Int1: 25.73 (16) Fin: 50.36 (9)		I1-Fin: 24.63 (10)		0.54 0.84	
			Total:	Int1: 1:18.87 (22) Fin: 1:43.50 (15)				2.64 2.82	
28	MOELGG Manuela	ITA	Run1:	Int1: 24.01 (14) Fin: 52.95 (20)		I1-Fin: 28.94 (25)		0.81 2.03	
			Run2:	Int1: 25.83 (20) Fin: 51.24 (23)		I1-Fin: 25.41 (25)		0.64 1.72	
			Total:	Int1: 1:18.78 (19) Fin: 1:44.19 (23)				2.55 3.51	
29	KIRCHGASSER Michaela	AUT	Run1:	Int1: 23.93 (11) Fin: 51.84 (7)		I1-Fin: 27.91 (5)		0.73 0.92	
			Run2:	Int1: 25.64 (10) Fin: DNF		I1-Fin:		0.45	
			Total:	Int1: Fin: DNF					
30	JANYK Britt	CAN	Run1:	Int1: 25.52 (57) Fin: 55.90 (51)		I1-Fin: 30.38 (51)		2.32 4.98	
			Run2:	Int1: Fin: DNQ		I1-Fin:			
			Total:	Int1: Fin: DNQ					



AUDI FIS SKI WORLD CUP
2nd LADIES SLALOM 2nd RUN
PERFORMANCE ANALYSIS 2



Number of Competitors: 66

Bib Name	Nation	Positions			Partials			Difference	
		Pos.	Time	Rank	Pos.	Time	Rank	Time	
31 KARBON Denise	ITA	Run1:	Int1:	24.86	(48)	I1-Fin:	29.14	(31)	1.66
			Fin:	54.00	(35)				
		Run2:	Int1:			I1-Fin:			
			Fin:	DNQ					
Total:	Int1:								
Fin:	DNQ								
32 ZUZULOVA Veronika	SVK	Run1:	Int1:	23.89	(10)	I1-Fin:	28.75	(21)	0.69
			Fin:	52.64	(12)				
		Run2:	Int1:	25.31	(3)	I1-Fin:	24.45	(5)	0.12
			Fin:	49.76	(3)				
Total:	Int1:	1:17.95	(13)				1.72		
Fin:	1:42.40	(12)					1.72		
33 VIKEN Line	NOR	Run1:	Int1:	24.62	(41)	I1-Fin:	29.22	(32)	1.42
			Fin:	53.84	(33)				
		Run2:	Int1:			I1-Fin:			
			Fin:	DNQ					
Total:	Int1:								
Fin:	DNQ								
34 MORANDINI Claudia	ITA	Run1:	Int1:	24.66	(42)	I1-Fin:	29.45	(37)	1.46
			Fin:	54.11	(37)				
		Run2:	Int1:			I1-Fin:			
			Fin:	DNQ					
Total:	Int1:								
Fin:	DNQ								
35 BIAVASCHI Elisabetta	ITA	Run1:	Int1:	24.77	(45)	I1-Fin:			1.57
			Fin:	DNF					
		Run2:	Int1:			I1-Fin:			
			Fin:	DNF					
Total:	Int1:								
Fin:	DNF								
36 GINI Sandra	SUI	Run1:	Int1:	25.09	(53)	I1-Fin:	30.08	(46)	1.89
			Fin:	55.17	(47)				
		Run2:	Int1:			I1-Fin:			
			Fin:	DNQ					
Total:	Int1:								
Fin:	DNQ								



AUDI FIS SKI WORLD CUP
2nd LADIES SLALOM 2nd RUN
PERFORMANCE ANALYSIS 2



Number of Competitors: 66

Bib Name	Nation	Positions			Partials			Difference	
		Pos.	Time	Rank	Pos.	Time	Rank	Time	
37 RAITA Henna	FIN	Run1:	Int1:	24.60	(39)	I1-Fin:	29.57	(39)	1.40
		Fin:	54.17	(39)					
		Run2:	Int1:			I1-Fin:			
		Fin:	DNQ						
Total:	Int1:								
Fin:	DNQ								
38 BORSSEN Therese	SWE	Run1:	Int1:	23.77	(6)	I1-Fin:			0.57
		Fin:	DNF						
		Run2:	Int1:			I1-Fin:			
		Fin:	DNF						
Total:	Int1:								
Fin:	DNF								
39 DE LEYMARIE Florine	FRA	Run1:	Int1:	24.57	(37)	I1-Fin:	29.64	(43)	1.37
		Fin:	54.21	(40)					
		Run2:	Int1:			I1-Fin:			
		Fin:	DNQ						
Total:	Int1:								
Fin:	DNQ								
40 RIESCH Maria	GER	Run1:	Int1:	24.31	(28)	I1-Fin:	29.13	(30)	1.11
		Fin:	53.44	(28)					
		Run2:	Int1:	25.69	(15)	I1-Fin:	25.58	(27)	0.50
		Fin:	51.27	(24)					
Total:	Int1:	1:19.13	(27)				2.90		
Fin:	1:44.71	(26)					4.03		
41 ZAKOURILOVA Petra	CZE	Run1:	Int1:	24.72	(44)	I1-Fin:	28.90	(23)	1.52
		Fin:	53.62	(31)					
		Run2:	Int1:			I1-Fin:			
		Fin:	DNQ						
Total:	Int1:								
Fin:	DNQ								
42 RICHARDSON Kaylin L	USA	Run1:	Int1:	25.93	(60)	I1-Fin:	30.20	(47)	2.73
		Fin:	56.13	(53)					
		Run2:	Int1:			I1-Fin:			
		Fin:	DNQ						
Total:	Int1:								
Fin:	DNQ								



AUDI FIS SKI WORLD CUP
2nd LADIES SLALOM 2nd RUN
PERFORMANCE ANALYSIS 2



Number of Competitors: 66

Bib Name	Nation	Positions			Partials			Difference	
		Pos.	Time	Rank	Pos.	Time	Rank	Time	
43 JELUSIC Ana	CRO	Run1:	Int1:	24.51	(33)	I1-Fin:	29.62	(41)	1.31
		Fin:	54.13	(38)	3.21				
		Run2:	Int1:			I1-Fin:			
		Fin:	DNQ						
Total:	Int1:								
Fin:	DNQ								
44 STIEGLER Resi	USA	Run1:	Int1:	24.10	(17)	I1-Fin:	28.57	(17)	0.90
		Fin:	52.67	(13)	1.75				
		Run2:	Int1:	26.20	(27)	I1-Fin:	25.48	(26)	1.01
		Fin:	51.68	(27)	2.16				
Total:	Int1:	1:18.87	(22)				2.64		
Fin:	1:44.35	(25)					3.67		
45 SOEDERBERG Ida	SWE	Run1:	Int1:	24.38	(31)	I1-Fin:	30.23	(48)	1.18
		Fin:	54.61	(45)	3.69				
		Run2:	Int1:			I1-Fin:			
		Fin:	DNQ						
Total:	Int1:								
Fin:	DNQ								
46 DAUTHERIVES Claire	FRA	Run1:	Int1:	24.55	(36)	I1-Fin:			1.35
		Fin:	DNF						
		Run2:	Int1:			I1-Fin:			
		Fin:	DNF						
Total:	Int1:								
Fin:	DNF								
47 DABIC Lea	SLO	Run1:	Int1:			I1-Fin:			
		Fin:	DNF						
		Run2:	Int1:			I1-Fin:			
		Fin:	DNF						
Total:	Int1:								
Fin:	DNF								
48 MANCUSO Julia	USA	Run1:	Int1:	23.99	(13)	I1-Fin:	29.27	(33)	0.79
		Fin:	53.26	(26)	2.34				
		Run2:	Int1:	40.57	(29)	I1-Fin:	30.57	(28)	15.38
		Fin:	1:11.14	(28)	21.62				
Total:	Int1:	1:33.83	(29)				17.60		
Fin:	2:04.40	(28)					23.72		



AUDI FIS SKI WORLD CUP
2nd LADIES SLALOM 2nd RUN
PERFORMANCE ANALYSIS 2



Number of Competitors: 66

Bib Name	Nation	Positions			Partials			Difference	
		Pos.	Time	Rank	Pos.	Time	Rank	Time	
49 RAICH Carina	AUT	Run1:	Int1:	24.82	(47)	I1-Fin:	28.83	(22)	1.62
			Fin:	53.65	(32)				
		Run2:	Int1:			I1-Fin:			
			Fin:	DNQ					
Total:	Int1:								
		Fin:	DNQ						
50 BIRKELUND Karina	NOR	Run1:	Int1:	24.54	(35)	I1-Fin:	29.03	(29)	1.34
			Fin:	53.57	(30)				
		Run2:	Int1:	26.48	(28)	I1-Fin:	24.96	(17)	1.29
			Fin:	51.44	(26)				
Total:	Int1:	1:20.05	(28)				3.82		
	Fin:	1:45.01	(27)				4.33		
51 OLOFSSON Sofie	SWE	Run1:	Int1:	24.89	(49)	I1-Fin:	29.53	(38)	1.69
			Fin:	54.42	(43)				
		Run2:	Int1:			I1-Fin:			
			Fin:	DNQ					
Total:	Int1:								
	Fin:	DNQ							
52 BACHMANN Silke	ITA	Run1:	Int1:	25.02	(51)	I1-Fin:	29.39	(34)	1.82
			Fin:	54.41	(42)				
		Run2:	Int1:			I1-Fin:			
			Fin:	DNQ					
Total:	Int1:								
	Fin:	DNQ							
53 PEZZEDI Emmi	ITA	Run1:	Int1:	25.28	(56)	I1-Fin:	30.28	(50)	2.08
			Fin:	55.56	(48)				
		Run2:	Int1:			I1-Fin:			
			Fin:	DNQ					
Total:	Int1:								
	Fin:	DNQ							
54 KARASINSKA Katarzyna	POL	Run1:	Int1:	24.35	(30)	I1-Fin:			1.15
			Fin:	DNF					
		Run2:	Int1:			I1-Fin:			
			Fin:	DNF					
Total:	Int1:								
	Fin:	DNF							



AUDI FIS SKI WORLD CUP
2nd LADIES SLALOM 2nd RUN
PERFORMANCE ANALYSIS 2



Number of Competitors: 66

Bib Name	Nation	Positions			Partials			Difference	
		Pos.	Time	Rank	Pos.	Time	Rank	Time	
55 FLEMMEN Andrine	NOR	Run1:	Int1:	25.01	(50)	I1-Fin:	29.91	(45)	1.81
			Fin:	54.92	(46)				
		Run2:	Int1:			I1-Fin:			
			Fin:	DNQ					
Total:	Int1:								
		Fin:	DNQ						
56 HIROI Noriyo	JPN	Run1:	Int1:	24.58	(38)	I1-Fin:	29.43	(36)	1.38
			Fin:	54.01	(36)				
		Run2:	Int1:			I1-Fin:			
			Fin:	DNQ					
Total:	Int1:								
		Fin:	DNQ						
57 BRYDON Emily	CAN	Run1:	Int1:	25.91	(59)	I1-Fin:	30.96	(53)	2.71
			Fin:	56.87	(55)				
		Run2:	Int1:			I1-Fin:			
			Fin:	DNQ					
Total:	Int1:								
		Fin:	DNQ						
58 WALTER Jessica	LIE	Run1:	Int1:	24.67	(43)	I1-Fin:	29.63	(42)	1.47
			Fin:	54.30	(41)				
		Run2:	Int1:			I1-Fin:			
			Fin:	DNQ					
Total:	Int1:								
		Fin:	DNQ						
59 OLLIKKA Marika	FIN	Run1:	Int1:	25.26	(55)	I1-Fin:	30.96	(53)	2.06
			Fin:	56.22	(54)				
		Run2:	Int1:			I1-Fin:			
			Fin:	DNQ					
Total:	Int1:								
		Fin:	DNQ						
60 KELLEY Jessica C	USA	Run1:	Int1:	25.08	(52)	I1-Fin:	30.50	(52)	1.88
			Fin:	55.58	(49)				
		Run2:	Int1:			I1-Fin:			
			Fin:	DNQ					
Total:	Int1:								
		Fin:	DNQ						



AUDI FIS SKI WORLD CUP
2nd LADIES SLALOM 2nd RUN
PERFORMANCE ANALYSIS 2



Number of Competitors: 66

Bib Name	Nation	Positions			Partials			Difference	
		Pos.	Time	Rank	Pos.	Time	Rank	Time	
61 FORSYTH Allison	CAN	Run1:	Int1:	25.23	(54)	I1-Fin:		2.03	
			Fin:	DNF					
		Run2:	Int1:			I1-Fin:			
			Fin:	DNF					
		Total:	Int1:						
			Fin:	DNF					
62 KOBAL Ana	SLO	Run1:	Int1:			I1-Fin:			
			Fin:	DNF					
		Run2:	Int1:			I1-Fin:			
			Fin:	DNF					
		Total:	Int1:						
			Fin:	DNF					
63 PERSYN Karen	BEL	Run1:	Int1:	25.53	(58)	I1-Fin:	30.27 (49)	2.33 4.88	
			Fin:	55.80	(50)				
		Run2:	Int1:			I1-Fin:			
			Fin:	DNQ					
		Total:	Int1:						
			Fin:	DNQ					
64 ZIKOVA Lucie	CZE	Run1:	Int1:	26.15	(61)	I1-Fin:	31.21 (56)	2.95 6.44	
			Fin:	57.36	(56)				
		Run2:	Int1:			I1-Fin:			
			Fin:	DNQ					
		Total:	Int1:						
			Fin:	DNQ					
65 SIMARI BIRKNER Maria Belen	ARG	Run1:	Int1:	26.44	(62)	I1-Fin:		3.24	
			Fin:	DNF					
		Run2:	Int1:			I1-Fin:			
			Fin:	DNF					
		Total:	Int1:						
			Fin:	DNF					



AUDI FIS SKI WORLD CUP
 2nd LADIES SLALOM 2nd RUN
PERFORMANCE ANALYSIS 2



Number of Competitors: 66

Bib	Name	Nation	Positions			Partials			Difference
			Pos.	Time	Rank	Pos.	Time	Rank	Time
66	SIMARI BIRKNER Macarena	ARG	Run1:	Int1: 26.83 (63)		I1-Fin:	31.13 (55)	3.63	
				Fin: 57.96 (57)				7.04	
			Run2:	Int1:		I1-Fin:			
				Fin: DNQ					
			Total:	Int1:					
				Fin: DNQ					

LEGEND

Pos Intermediate or Speed Position **DNQ** Did Not Qualify **DNF** Did Not Finish **Run1** First Run **Fin:** Finish
Total First + Second Run **Int1:** Intermediate 1 **Run2** Second Run



AUDI FIS SKI WORLD CUP



AUDI FIS SKI WORLD CUP AFTER 2nd LADIES SLALOM SLALOM FIS WCSL LIST

Number of Competitors: 56

29 NOV 2003 Park City (USA)
16 DEC 2003 Madonna di Campiglio (ITA)

Rank	FIS Code	Name	Nation	1	2	Base	- X	+ Y	= WCSL-SL
1	385022	KOSTELIC Janica	CRO	-	-	810	162	-	648
2	505483	PAERSON Anja	SWE	100	100	548	110	200	638
3	55590	SCHILD Marlies	AUT	60	36	422	84	96	434
4	195249	PEQUEGNOT Laure	FRA	50	80	377	75	130	432
5	185140	POUTIAINEN Tanja	FIN	36	32	393	79	68	382
6	195377	PASCAL Christel	FRA	-	50	381	76	50	355
7	55690	HOSP Nicole	AUT	-	60	286	57	60	289
8	515268	NEF Sonja	SUI	80	14	205	41	94	258
9	205378	ERTL Martina	GER	45	29	228	46	74	256
10	295435	GIUS Nicole	ITA	32	-	264	53	32	243
11	535825	KOZNICK Kristina	USA	26	45	212	42	71	241
12	205636	BERGMANN-SCHMUDERER	GER	-	20	265	53	20	232
13	505084	NOWEN Ylva	SWE	-	-	265	53	-	212
14	505187	OTTOSSON Anna	SWE	29	40	166	33	69	202
15	55302	EGGER Sabine	AUT	24	15	193	39	39	193
16	536481	SCHLEPER Sarah	USA	-	24	186	37	24	173
17	205115	GERG Annemarie	GER	16	10	166	33	26	159
18	425051	ROGNMO Trine-bakke	NOR	12	26	147	29	38	156
19	155415	ZAHROBSKA Sarka	CZE	40	18	107	21	58	144
20	515370	OESTER Marlies	SUI	11	-	123	25	11	109
21	55576	GOERGL Elisabeth	AUT	-	9	112	22	9	99
22	55359	TRUPPE Karin	AUT	10	12	93	19	22	96
23	505271	EKMAN Susanne	SWE	8	7	91	18	15	88
24	385027	FLEISS Nika	CRO	15	12	71	14	27	84
25	415069	RIEGLER Claudia	NZE	-	-	99	20	-	79
26	515092	GRUENENFELDER Corina	SUI	14	13	61	12	27	76
27	195215	VIDAL Vanessa	FRA	6	-	86	17	6	75
28	295265	CERESA Annalisa	ITA	-	16	66	13	16	69
29	55691	SPONRING Christine	AUT	22	-	49	10	22	61
30	296259	MOELGG Manuela	ITA	-	8	62	12	8	58
31	425380	BREMSETH Lisa	NOR	9	-	56	11	9	54
32	565097	PRETNAR Spela	SLO	-	-	64	13	-	51
33	55759	KIRCHGASSER Michaela	AUT	13	-	40	8	13	45
34	425359	BERNTSEN Hedda	NOR	-	-	55	11	-	44





AUDI FIS SKI WORLD CUP



AUDI FIS SKI WORLD CUP AFTER 2nd LADIES SLALOM SLALOM FIS WCSL LIST

Number of Competitors: 56				29 NOV 2003 Park City (USA)		16 DEC 2003 Madonna di Campiglio (ITA)		
Rank	FIS Code	Name	Nation	1	2	Base	- X + Y = WCSL-SL	
35	106022	JANYK Britt	CAN	-	-	50	10 -	40
35	705287	ZUZULOVA Veronika	SVK	18	22	-	- 40	40
37	55388	RAICH Carina	AUT	-	-	49	10 -	39
38	425458	VIKEN Line	NOR	-	-	48	10 -	38
39	565207	DABIC Lea	SLO	-	-	43	9 -	34
40	185058	RAITA Henna	FIN	-	-	33	7 -	26
41	537772	STIEGLER Resi	USA	-	6	24	5 6	25
42	206001	RIESCH Maria	GER	-	5	22	4 5	23
43	505610	BORSSEN Therese	SWE	20	-	-	- 20	20
44	537545	MANCUSO Julia	USA	4	-	17	3 4	18
45	495065	RIENDA CONTRERAS M.	SPA	-	-	19	4 -	15
45	155047	ZAKOURILOVA Petra	CZE	7	-	10	2 7	15
47	295738	BACHMANN Silke	ITA	-	-	18	4 -	14
47	296008	MERIGHETTI Daniela	ITA	-	-	18	4 -	14
49	296073	MORANDINI Claudia	ITA	-	-	15	3 -	12
50	565004	BOKAL Natasa	SLO	-	-	10	2 -	8
51	505335	HULTDIN Malin	SWE	-	-	7	1 -	6
52	105741	FORSYTH Allison	CAN	-	-	6	1 -	5
52	385032	JELUSIC Ana	CRO	5	-	-	- 5	5
52	295445	KARBON Denise	ITA	-	-	6	1 -	5
55	425443	BIRKELUND Karina	NOR	-	4	-	- 4	4
56	195912	DE LEYMARIE Florine	FRA	-	-	4	1 -	3

Number of Competitors per Nation until 60th position

AUT : 8	CAN : 2	CRO : 3	CZE : 2	FIN : 2	FRA : 4
GER : 4	ITA : 7	NOR : 5	NZE : 1	SLO : 3	SPA : 1
SUI : 3	SVK : 1	SWE : 6	USA : 4		

LEGEND

Base Last season WCSL points
X (Base / number of planned races in the current season) * number of completed races in the current season
Y WC points won in the current season
WCSL-SL World Cup Start List points for Slalom

16-12-2003 / Madonna di Campiglio (ITA) / Vratna / 5852

Page 2/2

www.fis-ski.com

Generation Date: TUE 16 DEC 2003

Time: 13:17 Swatch Internet Time: @553

Document: 60A 1.0





AUDI FIS SKI WORLD CUP



AUDI FIS SKI WORLD CUP AFTER 2nd LADIES SLALOM OVERALL FIS WCSL LIST


Number of Competitors: 133

Rank	FIS Code	Name	Nation	WCSL	DH	SL	GS	SG	K
1	385022	KOSTELIC Janica	CRO	1427	106 (18)	648 (1)	227 (9)	246 (10)	200 (1)
2	505483	PAERSON Anja	SWE	1278	-	638 (2)	614 (1)	26 (41)	-
3	55198	DORFMEISTER Michaela	AUT	1084	399 (3)	-	221 (11)	428 (3)	36 (13)
4	205378	ERTL Martina	GER	1040	57 (26)	256 (9)	323 (5)	284 (8)	120 (2)
5	195374	MONTILLET Carole	FRA	1023	471 (1)	-	73 (30)	479 (2)	-
6	55069	GOETSCHL Renate	AUT	958	401 (2)	-	28 (38)	529 (1)	-
7	295342	PUTZER Karen	ITA	924	111 (17)	-	418 (2)	345 (5)	50 (10)
8	55212	MEISSNITZER Alexandra	AUT	875	246 (6)	-	280 (7)	349 (4)	-
9	536138	CLARK Kirsten L	USA	743	324 (4)	-	61 (33)	340 (6)	18 (19)
10	55690	HOSP Nicole	AUT	736	-	289 (7)	367 (4)	-	80 (6)
11	205117	GERG Hilde	GER	606	291 (5)	-	9 (46)	306 (7)	-
12	185140	POUTIAINEN Tanja	FIN	591	-	382 (5)	209 (13)	-	-
13	515268	NEF Sonja	SUI	561	-	258 (8)	303 (6)	-	-
14	55590	SCHILD Marlies	AUT	489	-	434 (3)	5 (53)	-	50 (10)
15	55261	OBERMOSER Brigitte	AUT	483	161 (9)	-	91 (27)	209 (13)	22 (17)
16	515098	REY BELLET Corinne	SUI	453	241 (7)	-	-	212 (12)	-
17	505187	OTTOSSON Anna	SWE	433	-	202 (14)	203 (14)	28 (38)	-
17	195249	PEQUEGNOT Laure	FRA	433	-	432 (4)	1 (63)	-	-
19	295136	CECCARELLI Daniela	ITA	425	151 (13)	-	6 (50)	253 (9)	15 (22)
20	295445	KARBON Denise	ITA	422	-	5 (52)	417 (3)	-	-
21	195377	PASCAL Christel	FRA	386	-	355 (6)	31 (37)	-	-
22	536477	MENDES Jonna	USA	378	156 (12)	-	2 (59)	220 (11)	-
23	105546	TURGEON Melanie	CAN	372	194 (8)	-	-	178 (14)	-
24	505084	NOWEN Ylva	SWE	341	-	212 (13)	129 (18)	-	-
25	536481	SCHLEPER Sarah	USA	338	-	173 (16)	165 (17)	-	-
26	536473	LALIVE Caroline	USA	328	96 (19)	-	45 (34)	135 (15)	52 (9)
26	206001	RIESCH Maria	GER	328	150 (14)	23 (42)	7 (48)	43 (31)	105 (3)
28	295435	GIUS Nicole	ITA	327	-	243 (10)	84 (28)	-	-
29	515370	OESTER Marlies	SUI	307	-	109 (20)	98 (24)	-	100 (4)
30	535825	KOZNICK Kristina	USA	306	-	241 (11)	65 (31)	-	-
31	55576	GOERGL Elisabeth	AUT	265	-	99 (21)	166 (16)	-	-
32	495065	RIENDA CONTRERAS M.	SPA	259	-	15 (45)	244 (8)	-	-
33	106056	SIMARD Genevieve	CAN	253	7 (56)	-	97 (25)	111 (16)	38 (12)
34	205636	BERGMANN-SCHMUDERER	GER	232	-	232 (12)	-	-	-
35	515409	BERTHOD Sylviane	SUI	227	159 (11)	-	-	68 (23)	-
36	565243	MAZE Tina	SLO	225	-	-	225 (10)	-	-





AUDI FIS SKI WORLD CUP



AUDI FIS SKI WORLD CUP AFTER 2nd LADIES SLALOM OVERALL FIS WCSL LIST


Number of Competitors: 133

Rank	FIS Code	Name	Nation	WCSL	DH	SL	GS	SG	K
37	425001	FLEMMEN Andrine	NOR	224	–	–	212 (12)	12 (54)	–
38	295588	KOSTNER Isolde	ITA	211	118 (16)	–	–	93 (18)	–
39	195671	JACQUEMOD Ingrid	FRA	208	121 (15)	–	–	87 (19)	–
40	515348	BORGHI Catherine	SUI	199	161 (9)	–	–	22 (43)	16 (20)
40	155415	ZAHROBSKA Sarka	CZE	199	–	144 (19)	–	–	55 (8)
42	55302	EGGER Sabine	AUT	193	–	193 (15)	–	–	–
42	537545	MANCUSO Julia	USA	193	34 (32)	18 (44)	3 (58)	57 (26)	81 (5)
44	55313	ROHREGGER Eveline	AUT	192	–	–	106 (21)	86 (20)	–
45	296259	MOELGG Manuela	ITA	184	–	58 (30)	101 (23)	1 (61)	24 (15)
46	105741	FORSYTH Allison	CAN	182	–	5 (52)	177 (15)	–	–
47	55539	BERGER Silvia	AUT	165	–	–	114 (20)	51 (28)	–
48	105997	BRYDON Emily	CAN	164	59 (24)	–	–	81 (21)	24 (15)
49	55538	WIRTH Katja	AUT	163	78 (21)	–	–	71 (22)	14 (23)
50	205115	GERG Annemarie	GER	160	–	159 (17)	1 (63)	–	–
51	515573	AUFDENBLATTEN Fraenzi	SUI	158	14 (47)	–	62 (32)	66 (24)	16 (20)
52	505632	LINDELL-VIKARBY Jessica	SWE	156	44 (30)	–	32 (36)	19 (47)	61 (7)
52	425051	ROGNMO Trine-bakke	NOR	156	–	156 (18)	–	–	–
54	106022	JANYK Britt	CAN	145	–	40 (35)	105 (22)	–	–
55	565037	SUHADOLC Mojca	SLO	142	47 (29)	–	–	95 (17)	–
56	355002	HEEB-BATLINER Birgit	LIE	129	–	–	129 (18)	–	–
57	515170	STYGER Nadia	SUI	108	37 (31)	–	13 (45)	58 (25)	–
58	205820	HUBER Isabelle	GER	102	88 (20)	–	–	14 (52)	–
59	205392	HAEUSL Regina	GER	99	68 (22)	–	–	31 (36)	–
60	425389	NILSEN Stina Hofgard	NOR	96	–	–	96 (26)	–	–
60	55359	TRUPPE Karin	AUT	96	–	96 (22)	–	–	–
62	296008	MERIGHETTI Daniela	ITA	94	–	14 (47)	80 (29)	–	–
62	195503	SUCHET Melanie	FRA	94	53 (27)	–	–	41 (33)	–
64	505271	EKMAN Susanne	SWE	92	–	88 (23)	4 (55)	–	–
65	515403	MUELLER Tamara	SUI	87	32 (33)	–	–	55 (27)	–
66	55691	SPONRING Christine	AUT	86	25 (36)	61 (29)	–	–	–
67	385027	FLEISS Nika	CRO	84	–	84 (24)	–	–	–
68	55588	RUMPFHUBER Ingrid	AUT	81	60 (23)	–	–	21 (45)	–
69	295449	KLEON Barbara	ITA	79	51 (28)	–	15 (44)	13 (53)	–
69	415069	RIEGLER Claudia	NZE	79	–	79 (25)	–	–	–
71	515092	GRUENENFELDER Corina	SUI	76	–	76 (26)	–	–	–
72	195215	VIDAL Vanessa	FRA	75	–	75 (27)	–	–	–





AUDI FIS SKI WORLD CUP



AUDI FIS SKI WORLD CUP AFTER 2nd LADIES SLALOM OVERALL FIS WCSL LIST

Number of Competitors: 133

Rank	FIS Code	Name	Nation	WCSL	DH	SL	GS	SG	K
73	295265	CERESA Annalisa	ITA	69	–	69 (28)	–	–	–
74	195837	MATTEL Magda	FRA	64	24 (38)	–	–	40 (34)	–
74	55596	WILHELM Kathrin	AUT	64	58 (25)	–	–	6 (57)	–
76	565207	DABIC Lea	SLO	56	–	34 (39)	–	–	22 (17)
76	295533	RECCHIA Lucia	ITA	56	11 (49)	–	–	45 (30)	–
78	425380	BREMSETH Lisa	NOR	54	–	54 (31)	–	–	–
78	55759	KIRCHGASSER Michaela	AUT	54	–	45 (33)	9 (46)	–	–
78	536884	LUDLOW Libby	USA	54	12 (48)	–	–	42 (32)	–
81	565097	PRETNAR Spela	SLO	52	–	51 (32)	1 (63)	–	–
82	225206	ALCOTT Chimene	GBR	51	18 (42)	–	6 (50)	27 (40)	–
82	515429	DUMERMUTH Monika	SUI	51	30 (34)	–	–	21 (45)	–
82	537772	STIEGLER Resi	USA	51	–	25 (41)	–	–	26 (14)
85	295738	BACHMANN Silke	ITA	50	–	14 (47)	36 (35)	–	–
86	55339	LECHNER Martina	AUT	48	–	–	–	48 (29)	–
87	55052	SCHNEIDER Tanja	AUT	46	2 (57)	–	6 (50)	38 (35)	–
88	425359	BERNTSEN Hedda	NOR	44	–	44 (34)	–	–	–
88	55290	HEREGGER Selina	AUT	44	25 (36)	–	–	19 (47)	–
90	505260	HARGIN Janette	SWE	42	23 (39)	–	–	19 (47)	–
91	705287	ZUZULOVA Veronika	SVK	40	–	40 (35)	–	–	–
92	55388	RAICH Carina	AUT	39	–	39 (37)	–	–	–
93	425458	VIKEN Line	NOR	38	–	38 (38)	–	–	–
94	535529	MONAHAN Kathleen	USA	33	11 (49)	–	–	22 (43)	–
94	495318	RUIZ CASTILLO Carolina	SPA	33	–	–	2 (59)	31 (36)	–
96	195920	GIVELET Anne-Laure	FRA	30	22 (40)	–	–	8 (56)	–
96	485062	ZELENSKAJA Warwara	RUS	30	2 (57)	–	–	28 (38)	–
98	295463	BASSIS Patrizia	ITA	28	9 (51)	–	–	19 (47)	–
99	515496	IMLIG Corinne	SUI	27	27 (35)	–	–	–	–
99	195931	PELTIER Audrey	FRA	27	–	–	27 (39)	–	–
99	295927	PLANATSCHER Maddalena	ITA	27	–	–	27 (39)	–	–
102	515166	PIEREN Tanja	SUI	26	–	–	–	26 (41)	–
102	185058	RAITA Henna	FIN	26	–	26 (40)	–	–	–
104	515478	ALPIGER Ella	SUI	23	8 (54)	–	–	15 (51)	–
104	195868	MEILLEUR Karine	FRA	23	17 (43)	–	–	6 (57)	–
106	537544	KILDOW Lindsey C.	USA	22	22 (40)	–	–	–	–
107	505610	BORSSEN Therese	SWE	20	–	20 (43)	–	–	–
107	565109	DOVZAN Alenka	SLO	20	–	–	20 (41)	–	–





AUDI FIS SKI WORLD CUP



AUDI FIS SKI WORLD CUP AFTER 2nd LADIES SLALOM OVERALL FIS WCSL LIST

Number of Competitors: 133

Rank	FIS Code	Name	Nation	WCSL	DH	SL	GS	SG	K
107	515095	KUMMER Lilian	SUI	20	-	-	20 (41)	-	-
107	195927	LAZIER Laurence	FRA	20	-	-	20 (41)	-	-
111	105662	LEFRANCOIS Anne Marie	CAN	16	16 (44)	-	-	-	-
111	515560	SCHILD Martina	SUI	16	16 (44)	-	-	-	-
113	537446	MCCARTY Bryna	USA	15	15 (46)	-	-	-	-
113	155047	ZAKOURILOVA Petra	CZE	15	-	15 (45)	-	-	-
115	205119	HALTMAYR Petra	GER	12	2 (57)	-	-	10 (55)	-
115	385032	JELUSIC Ana	CRO	12	-	5 (52)	7 (48)	-	-
115	296073	MORANDINI Claudia	ITA	12	-	12 (49)	-	-	-
118	55383	BLASER Karin	AUT	9	9 (51)	-	-	-	-
118	296217	COLETTI Alexandra	ITA	9	9 (51)	-	-	-	-
120	565004	BOKAL Natasa	SLO	8	-	8 (50)	-	-	-
120	536479	POWERS Alison	USA	8	8 (54)	-	-	-	-
122	505335	HULTDIN Malin	SWE	6	-	6 (51)	-	-	-
123	515534	DICHT Erika	SUI	5	-	-	5 (53)	-	-
124	425443	BIRKELUND Karina	NOR	4	-	4 (55)	-	-	-
124	295462	MAJ Chiara	ITA	4	-	-	-	4 (59)	-
124	515766	SUTER Fabienne	SUI	4	-	-	4 (55)	-	-
124	295807	VIERIN Sonia	ITA	4	-	-	4 (55)	-	-
128	195912	DE LEYMARIE Florine	FRA	3	-	3 (56)	-	-	-
128	295800	TAGLIABUE Elena	ITA	3	-	-	-	3 (60)	-
130	195193	DUVILLARD Kristina	FRA	2	-	-	2 (59)	-	-
130	495107	GALINDO SANTOLARIA Ana	SPA	2	-	-	2 (59)	-	-
132	485217	ALIEVA Olesja	RUS	1	-	-	1 (63)	-	-
132	195291	PELLAT-FINET Caroline	FRA	1	-	-	1 (63)	-	-

LEGEND

GS Giant Slalom points **SG** Super-G points **DH** Downhill points **WCSL** Overall points **SL** Slalom points
K Combined points

16-12-2003 / Madonna di Campiglio (ITA) / Vratna / 5852

Page 4/4

www.fis-ski.com

Generation Date: TUE 16 DEC 2003

Time: 13:17 Swatch Internet Time: @553

Document: 60B 1.0





AUDI FIS SKI WORLD CUP



AUDI FIS SKI WORLD CUP 2nd LADIES SLALOM SLALOM FIS WORLD CUP STANDINGS

Number of Competitors: 37

29 NOV 2003 Park City (USA)
16 DEC 2003 Madonna di Campiglio (ITA)

Rank	FIS Code	Name	Nation	1	2	WC-SL	Diff.
1	505483	PAERSON Anja	SWE	100	100	200	
2	195249	PEQUEGNOT Laure	FRA	50	80	130	- 70
3	55590	SCHILD Marlies	AUT	60	36	96	- 104
4	515268	NEF Sonja	SUI	80	14	94	- 106
5	205378	ERTL Martina	GER	45	29	74	- 126
6	535825	KOZNICK Kristina	USA	26	45	71	- 129
7	505187	OTTOSSON Anna	SWE	29	40	69	- 131
8	185140	POUTIAINEN Tanja	FIN	36	32	68	- 132
9	55690	HOSP Nicole	AUT	-	60	60	- 140
10	155415	ZAHROBSKA Sarka	CZE	40	18	58	- 142
11	195377	PASCAL Christel	FRA	-	50	50	- 150
12	705287	ZUZULOVA Veronika	SVK	18	22	40	- 160
13	55302	EGGER Sabine	AUT	24	15	39	- 161
14	425051	ROGNMO Trine-bakke	NOR	12	26	38	- 162
15	295435	GIUS Nicole	ITA	32	-	32	- 168
16	385027	FLEISS Nika	CRO	15	12	27	- 173
16	515092	GRUENENFELDER Corina	SUI	14	13	27	- 173
18	205115	GERG Annemarie	GER	16	10	26	- 174
19	536481	SCHLEPER Sarah	USA	-	24	24	- 176
20	55691	SPONRING Christine	AUT	22	-	22	- 178
20	55359	TRUPPE Karin	AUT	10	12	22	- 178
22	205636	BERGMANN-SCHMUDERER	GER	-	20	20	- 180
22	505610	BORSSEN Therese	SWE	20	-	20	- 180
24	295265	CERESA Annalisa	ITA	-	16	16	- 184
25	505271	EKMAN Susanne	SWE	8	7	15	- 185
26	55759	KIRCHGASSER Michaela	AUT	13	-	13	- 187
27	515370	OESTER Marlies	SUI	11	-	11	- 189
28	425380	BREMSETH Lisa	NOR	9	-	9	- 191
28	55576	GOERGL Elisabeth	AUT	-	9	9	- 191
30	296259	MOELGG Manuela	ITA	-	8	8	- 192
31	155047	ZAKOURILOVA Petra	CZE	7	-	7	- 193
32	537772	STIEGLER Resi	USA	-	6	6	- 194
32	195215	VIDAL Vanessa	FRA	6	-	6	- 194
34	385032	JELUSIC Ana	CRO	5	-	5	- 195





AUDI FIS SKI WORLD CUP



AUDI FIS SKI WORLD CUP 2nd LADIES SLALOM SLALOM FIS WORLD CUP STANDINGS

Rank	FIS Code	Name	Nation	29 NOV 2003 Park City (USA)		16 DEC 2003 Madonna di Campiglio (ITA)		WC-SL Diff.
				1	2	1	2	
34	206001	RIESCH Maria	GER	-	5	5	-	195
36	425443	BIRKELUND Karina	NOR	-	4	4	-	196
36	537545	MANCUSO Julia	USA	4	-	4	-	196

LEGEND
WC-SL World Cup points for Slalom **Diff.** Points Difference
 16-12-2003 / Madonna di Campiglio (ITA) / Vratna / 5852 Page 2/2

www.fis-ski.com





AUDI FIS SKI WORLD CUP



AUDI FIS SKI WORLD CUP 2nd LADIES SLALOM OVERALL FIS WORLD CUP STANDINGS

Number of Competitors: 90

Rank	FIS Code	Name	Nation	Points	DH	SL	GS	SG	K
					2 races	2 races	3 races	1 race	
1	505483	PAERSON Anja	SWE	430	–	200 (1)	230 (1)	–	–
2	195374	MONTILLET Carole	FRA	266	200 (1)	–	34 (19)	32 (8)	–
3	205378	ERTL Martina	GER	240	5 (36)	74 (5)	132 (4)	29 (9)	–
4	55690	HOSP Nicole	AUT	220	–	60 (9)	160 (3)	–	–
5	55069	GOETSCHL Renate	AUT	206	80 (4)	–	26 (23)	100 (1)	–
6	55198	DORFMEISTER Michaela	AUT	197	93 (3)	–	24 (26)	80 (2)	–
7	205117	GERG Hilde	GER	185	125 (2)	–	–	60 (3)	–
8	295445	KARBON Denise	ITA	184	–	–	184 (2)	–	–
9	55212	MEISSNITZER Alexandra	AUT	180	76 (6)	–	101 (6)	3 (28)	–
10	515268	NEF Sonja	SUI	171	–	94 (4)	77 (11)	–	–
11	185140	POUTIAINEN Tanja	FIN	162	–	68 (8)	94 (8)	–	–
12	536138	CLARK Kirsten L	USA	142	78 (5)	–	14 (31)	50 (4)	–
13	505187	OTTOSSON Anna	SWE	141	–	69 (7)	72 (12)	–	–
14	55576	GOERGL Elisabeth	AUT	134	–	9 (28)	125 (5)	–	–
15	195249	PEQUEGNOT Laure	FRA	130	–	130 (2)	–	–	–
16	536481	SCHLEPER Sarah	USA	102	–	24 (19)	78 (9)	–	–
17	55590	SCHILD Marlies	AUT	101	–	96 (3)	5 (38)	–	–
18	495065	RIENDA CONTRERAS M.	SPA	96	–	–	96 (7)	–	–
19	206001	RIESCH Maria	GER	88	61 (8)	5 (34)	–	22 (12)	–
20	535825	KOZNICK Kristina	USA	87	–	71 (6)	16 (28)	–	–
21	515370	OESTER Marlies	SUI	80	–	11 (27)	69 (14)	–	–
22	565243	MAZE Tina	SLO	78	–	–	78 (9)	–	–
23	295435	GIUS Nicole	ITA	77	–	32 (15)	45 (18)	–	–
24	515170	STYGER Nadia	SUI	76	21 (21)	–	10 (33)	45 (5)	–
25	195377	PASCAL Christel	FRA	73	–	50 (11)	23 (27)	–	–
25	55588	RUMPFHUBER Ingrid	AUT	73	55 (10)	–	–	18 (14)	–
27	515348	BORCHI Catherine	SUI	72	72 (7)	–	–	–	–
27	295342	PUTZER Karen	ITA	72	–	–	72 (12)	–	–
29	105997	BRYDON Emily	CAN	70	56 (9)	–	–	14 (17)	–
30	295449	KLEON Barbara	ITA	68	51 (12)	–	15 (30)	2 (29)	–
31	296259	MOELGG Manuela	ITA	67	–	8 (30)	59 (15)	–	–
32	195837	MATTEL Magda	FRA	64	24 (19)	–	–	40 (6)	–
33	425001	FLEMMEN Andrine	NOR	61	–	–	49 (16)	12 (19)	–
34	155415	ZAHROBSKA Sarka	CZE	58	–	58 (10)	–	–	–
35	515409	BERTHOD Sylviane	SUI	57	53 (11)	–	–	4 (27)	–
36	225206	ALCOTT Chimene	GBR	48	18 (24)	–	6 (37)	24 (11)	–





AUDI FIS SKI WORLD CUP



AUDI FIS SKI WORLD CUP 2nd LADIES SLALOM OVERALL FIS WORLD CUP STANDINGS


Number of Competitors: 90

Rank	FIS Code	Name	Nation	Points	DH	SL	GS	SG	K
					2 races	2 races	3 races	1 race	
36	105741	FORSYTH Allison	CAN	48	–	–	48 (17)	–	–
38	295136	CECCARELLI Daniela	ITA	45	45 (13)	–	–	–	–
38	536473	LALIVE Caroline	USA	45	26 (16)	–	3 (40)	16 (15)	–
40	106056	SIMARD Genevieve	CAN	44	7 (33)	–	31 (20)	6 (25)	–
41	55538	WIRTH Katja	AUT	41	15 (26)	–	–	26 (10)	–
42	515573	AUFDENBLATTEN Fraenzi	SUI	40	14 (28)	–	26 (23)	–	–
42	55339	LECHNER Martina	AUT	40	–	–	–	40 (6)	–
42	705287	ZUZULOVA Veronika	SVK	40	–	40 (12)	–	–	–
45	55302	EGGER Sabine	AUT	39	–	39 (13)	–	–	–
46	425051	ROGNMO Trine-bakke	NOR	38	–	38 (14)	–	–	–
47	536477	MENDES Jonna	USA	37	37 (14)	–	–	–	–
48	195503	SUCHET Melanie	FRA	35	25 (18)	–	–	10 (21)	–
49	55539	BERGER Silvia	AUT	33	–	–	25 (25)	8 (23)	–
50	205820	HUBER Isabelle	GER	31	31 (15)	–	–	–	–
51	296008	MERIGHETTI Daniela	ITA	30	–	–	30 (21)	–	–
52	55261	OBERMOSER Brigitte	AUT	28	21 (21)	–	7 (36)	–	–
53	385027	FLEISS Nika	CRO	27	–	27 (16)	–	–	–
53	195920	GIVELET Anne-Laure	FRA	27	22 (20)	–	–	5 (26)	–
53	515092	GRUENENFELDER Corina	SUI	27	–	27 (16)	–	–	–
53	195931	PELTIER Audrey	FRA	27	–	–	27 (22)	–	–
57	205115	GERG Annemarie	GER	26	–	26 (18)	–	–	–
57	295588	KOSTNER Isolde	ITA	26	26 (16)	–	–	–	–
59	515478	ALPIGER Ella	SUI	22	7 (33)	–	–	15 (16)	–
59	55759	KIRCHGASSER Michaela	AUT	22	–	13 (26)	9 (34)	–	–
59	55691	SPONRING Christine	AUT	22	–	22 (20)	–	–	–
59	55359	TRUPPE Karin	AUT	22	–	22 (20)	–	–	–
63	205636	BERGMANN-SCHMUDERER	GER	20	–	20 (22)	–	–	–
63	505610	BORSSEN Therese	SWE	20	–	20 (22)	–	–	–
63	537544	KILDOW Lindsey C.	USA	20	20 (23)	–	–	–	–
63	515166	PIEREN Tanja	SUI	20	–	–	–	20 (13)	–
67	537545	MANCUSO Julia	USA	18	–	4 (36)	3 (40)	11 (20)	–
68	295738	BACHMANN Silke	ITA	16	–	–	16 (28)	–	–
68	295265	CERESA Annalisa	ITA	16	–	16 (24)	–	–	–
68	55290	HEREGGER Selina	AUT	16	16 (25)	–	–	–	–
68	195671	JACQUEMOD Ingrid	FRA	16	2 (37)	–	–	14 (17)	–
68	55596	WILHELM Kathrin	AUT	16	15 (26)	–	–	1 (30)	–





AUDI FIS SKI WORLD CUP



AUDI FIS SKI WORLD CUP 2nd LADIES SLALOM OVERALL FIS WORLD CUP STANDINGS

Number of Competitors: 90

Rank	FIS Code	Name	Nation	Points	DH	SL	GS	SG	K
					2 races	2 races	3 races	1 race	
73	505271	EKMAN Susanne	SWE	15	–	15 (25)	–	–	–
74	515095	KUMMER Lilian	SUI	14	–	–	14 (31)	–	–
74	105662	LEFRANCOIS Anne Marie	CAN	14	14 (28)	–	–	–	–
76	205119	HALTMAYR Petra	GER	10	–	–	–	10 (21)	–
76	537446	MCCARTY Bryna	USA	10	10 (30)	–	–	–	–
78	425380	BREMSETH Lisa	NOR	9	–	9 (28)	–	–	–
78	296217	COLETTI Alexandra	ITA	9	9 (31)	–	–	–	–
80	505260	HARGIN Janette	SWE	8	8 (32)	–	–	–	–
80	106022	JANYK Britt	CAN	8	–	–	8 (35)	–	–
82	205392	HAEUSL Regina	GER	7	7 (33)	–	–	–	–
82	295533	RECCHIA Lucia	ITA	7	–	–	–	7 (24)	–
82	155047	ZAKOURILOVA Petra	CZE	7	–	7 (31)	–	–	–
85	537772	STIEGLER Resi	USA	6	–	6 (32)	–	–	–
85	195215	VIDAL Vanessa	FRA	6	–	6 (32)	–	–	–
87	385032	JELUSIC Ana	CRO	5	–	5 (34)	–	–	–
87	195927	LAZIER Laurence	FRA	5	–	–	5 (38)	–	–
89	425443	BIRKELUND Karina	NOR	4	–	4 (36)	–	–	–
90	536479	POWERS Alison	USA	2	2 (37)	–	–	–	–

LEGEND

GS Giant Slalom points **SG** Super-G points **DH** Downhill points **Points** Overall points **SL** Slalom points
K Combined points

16-12-2003 / Madonna di Campiglio (ITA) / Vratna / 5852

Page 3/3

www.fis-ski.com

Generation Date: TUE 16 DEC 2003


Time: 13:17 Swatch Internet Time: @553

Document: 25B 1.0





AUDI FIS SKI WORLD CUP



AUDI FIS SKI WORLD CUP 2nd LADIES SLALOM WOMEN FIS NATION CUP


Number of Nations: 16

Place	Nation	Points	Diff.	DH	SL	GS	SG	K
1	AUT Austria	1390		371	261	482	276	-
2	FRA France	649	- 741	273	186	89	101	-
3	ITA Italy	617	- 773	131	56	421	9	-
4	SWE Sweden	614	- 776	8	304	302	-	-
5	GER Germany	607	- 783	229	125	132	121	-
6	SUI Switzerland	579	- 811	167	132	196	84	-
7	USA United States of America	469	- 921	173	105	114	77	-
8	CAN Canada	184	- 1206	77	-	87	20	-
9	FIN Finland	162	- 1228	-	68	94	-	-
10	NOR Norway	112	- 1278	-	51	49	12	-
11	SPA Spain	96	- 1294	-	-	96	-	-
12	SLO Slovenia	78	- 1312	-	-	78	-	-
13	CZE Czech Republic	65	- 1325	-	65	-	-	-
14	GBR Great Britain	48	- 1342	18	-	6	24	-
15	SVK Slovakia	40	- 1350	-	40	-	-	-
16	CRO Croatia	32	- 1358	-	32	-	-	-





AUDI FIS SKI WORLD CUP



AUDI FIS SKI WORLD CUP 2nd LADIES SLALOM FIS OVERALL NATION CUP

Number of Nations: 19

Place	Nation	Overall			DH Points			SL Points			GS Points			SG Points			K Points		
		M+W	M	W	M+W	M	W	M+W	M	W	M+W	M	W	M+W	M	W	M+W	M	W
1	AUT	4156	2766	1390	1422	1051	371	713	452	261	1123	641	482	898	622	276	-	-	-
2	ITA	1339	722	617	227	96	131	301	245	56	698	277	421	113	104	9	-	-	-
3	FRA	1189	540	649	437	164	273	254	68	186	397	308	89	101	-	101	-	-	-
4	SUI	1158	579	579	380	213	167	199	67	132	346	150	196	233	149	84	-	-	-
5	USA	1074	605	469	352	179	173	174	69	105	384	270	114	164	87	77	-	-	-
6	SWE	879	265	614	72	64	8	374	70	304	366	64	302	67	67	-	-	-	-
7	NOR	821	709	112	241	241	-	122	71	51	188	139	49	270	258	12	-	-	-
8	GER	689	82	607	258	29	229	172	47	125	132	-	132	127	6	121	-	-	-
9	FIN	450	288	162	-	-	-	176	108	68	274	180	94	-	-	-	-	-	-
10	CAN	400	216	184	158	81	77	12	12	-	130	43	87	100	80	20	-	-	-
11	CRO	193	161	32	-	-	-	132	100	32	47	47	-	14	14	-	-	-	-
12	SLO	171	93	78	27	27	-	55	55	-	89	11	78	-	-	-	-	-	-
13	SPA	96	-	96	-	-	-	-	-	-	96	-	96	-	-	-	-	-	-
14	LIE	83	83	-	36	36	-	-	-	-	-	-	-	47	47	-	-	-	-
15	GBR	72	24	48	18	-	18	24	24	-	6	-	6	24	-	24	-	-	-
16	CZE	65	-	65	-	-	-	65	-	65	-	-	-	-	-	-	-	-	-
17	SVK	40	-	40	-	-	-	40	-	40	-	-	-	-	-	-	-	-	-
18	JPN	22	22	-	-	-	-	22	22	-	-	-	-	-	-	-	-	-	-
19	AUS	10	10	-	3	3	-	-	-	-	-	-	-	7	7	-	-	-	-





AUDI FIS SKI WORLD CUP



AUDI FIS SKI WORLD CUP

AFTER 2nd LADIES SLALOM

MANUFACTURERS STANDINGS WOMEN presented by "DIE PRESSE"


Number of Manufacturers: 8

Place	Manufacturer	Points	Diff.	DH	SL	GS	SG	K
1	SALOMON	1120		160	380	435	145	-
2	VÖLKL	715	- 405	165	185	305	60	-
3	ROSSIGNOL	580	- 540	200	45	335	-	-
4	DYNASTAR	215	- 905	85	40	50	40	-
5	BLIZZARD	200	- 920	80	-	-	120	-
6	FISCHER	150	- 970	100	-	-	50	-
7	ATOMIC	60	- 1060	-	60	-	-	-
8	HEAD	40	- 1080	-	40	-	-	-





AUDI FIS SKI WORLD CUP



AUDI FIS SKI WORLD CUP

AFTER 2nd LADIES SLALOM

MANUFACTURERS STANDINGS OVERALL presented by "DIE PRESSE"

Number of Manufacturers: 9

Place	Manufacturer	Overall			DH Points			SL Points			GS Points			SG Points			K Points		
		M+W	M	W	M+W	M	W	M+W	M	W	M+W	M	W	M+W	M	W	M+W	M	W
1	ATOMIC	2265	2205	60	1020	1020	-	210	150	60	420	420	-	615	615	-	-	-	-
2	SALOMON	1530	410	1120	160	-	160	480	100	380	745	310	435	145	-	145	-	-	-
3	VÖLKL	880	165	715	165	-	165	350	165	185	305	-	305	60	-	60	-	-	-
4	ROSSIGNOL	870	290	580	200	-	200	45	-	45	625	290	335	-	-	-	-	-	-
5	DYNASTAR	535	320	215	165	80	85	40	-	40	155	105	50	175	135	40	-	-	-
6	FISCHER	315	165	150	100	-	100	165	165	-	-	-	-	50	-	50	-	-	-
7	BLIZZARD	200	-	200	80	-	80	-	-	-	-	-	-	120	-	120	-	-	-
8	NORDICA	130	130	-	-	-	-	130	130	-	-	-	-	-	-	-	-	-	-
9	HEAD	125	85	40	45	45	-	80	40	40	-	-	-	-	-	-	-	-	-

