



AUDI FIS SKI WORLD CUP 2003/04
5th LADIES DOWNHILL
ALPHABETICAL LIST OF COMPETITORS



Number of Competitors: 54

Nation	FIS Code	Name	FIS Points (January 2004 List)							
			DH		SL		GS		SG	
AUT	55198	DORFMEISTER Michaela	1.16	(3)	43.20	(385)	4.30	(12)	1.31	(3)
	55069	GOETSCHL Renate	0.20	(2)	23.28	(133)	5.57	(20)	0.00	(1)
	55339	LECHNER Martina	25.82	(75)	65.04	(785)	21.40	(111)	5.99	(30)
	55212	MEISSNITZER Alexandra	3.19	(6)	88.01	(1282)	3.47	(6)	1.77	(4)
	55261	OBERMOSER Brigitte	4.57	(13)	77.57	(1038)	6.00	(31)	4.31	(12)
	55588	RUMPFHUBER Ingrid	5.86	(27)	47.91	(463)	27.69	(177)	12.31	(50)
	55052	SCHNEIDER Tanja	20.13	(60)	–		18.81	(95)	8.17	(35)
	55596	WILHELM Kathrin	5.68	(23)	76.05	(1004)	17.88	(88)	15.24	(62)
55538	WIRTH Katja	5.68	(23)	51.41	(525)	18.55	(94)	5.58	(20)	
CAN	105997	BRYDON Emily	5.72	(25)	17.29	(96)	19.64	(97)	5.58	(20)
	105662	LEFRANCOIS Anne Marie	11.93	(42)	75.84	(999)	48.74	(503)	16.63	(72)
	106319	RISLER Christina	32.85	(104)	98.33	(1467)	34.70	(280)	28.46	(141)
	106402	VANDERBEEK Kelly	11.93	(42)	48.52	(471)	42.80	(395)	23.08	(113)
FRA	195311	DUVILLARD Julie	33.98	(106)	40.13	(332)	17.98	(90)	15.80	(67)
	195920	GIVELET Anne-Laure	21.00	(63)	85.40	(1216)	26.67	(167)	15.50	(63)
	195671	JACQUEMOD Ingrid	4.90	(15)	144.43	(2331)	19.94	(99)	5.26	(16)
	196460	MARCHAND-ARVIER Marie	29.29	(90)	32.81	(235)	31.76	(248)	31.68	(157)
	195837	MATTEL Magda	14.75	(45)	230.84	(3172)	50.47	(541)	6.00	(32)
	195868	MEILLEUR Karine	26.91	(79)	198.73	(2958)	54.24	(599)	16.76	(74)
	195374	MONTILLET Carole	0.00	(1)	201.31	(2985)	5.87	(27)	0.98	(2)
195503	SUCHET Melanie	5.90	(28)	–		48.49	(493)	5.68	(22)	
GBR	225206	ALCOTT Chimene	20.01	(59)	20.34	(110)	17.54	(83)	12.25	(49)
GER	205378	ERTL Martina	5.99	(30)	3.90	(8)	2.62	(5)	3.59	(8)
	205117	GERG Hilde	1.73	(4)	59.59	(684)	23.66	(140)	2.77	(6)
	205392	HAEUSL Regina	5.58	(22)	181.52	(2799)	91.77	(1377)	11.88	(46)
	205119	HALTMAYR Petra	27.49	(80)	76.99	(1024)	24.09	(145)	14.47	(55)
	205820	HUBER Isabelle	5.33	(17)	74.43	(970)	34.58	(279)	14.63	(57)
	206001	RIESCH Maria	3.87	(8)	8.25	(40)	21.67	(116)	8.28	(37)
205843	STEMMER Stefanie	22.71	(69)	52.31	(542)	25.09	(155)	21.88	(101)	
ITA	295136	CECCARELLI Daniela	4.60	(14)	93.06	(1373)	21.28	(110)	3.89	(9)
	296217	COLETTI Alexandra	21.61	(65)	57.14	(635)	23.18	(133)	15.98	(70)



AUDI FIS SKI WORLD CUP 2003/04
5th LADIES DOWNHILL
ALPHABETICAL LIST OF COMPETITORS



Number of Competitors: 54

Nation	FIS Code	Name	FIS Points (January 2004 List)							
			DH		SL		GS		SG	
ITA	295449	KLEON Barbara	5.78	(26)	116.57	(1816)	12.14	(49)	12.31	(50)
	295588	KOSTNER Isolde	5.18	(16)	-		32.31	(253)	5.32	(17)
	295462	MAJ Chiara	25.58	(74)	40.57	(341)	40.85	(365)	14.62	(56)
	295533	RECCHIA Lucia	24.73	(73)	102.38	(1556)	31.34	(242)	7.99	(34)
	296473	SIORPAES Wendy	50.02	(161)	34.02	(247)	42.19	(388)	28.83	(143)
NOR	425001	FLEMMEN Andrine	28.06	(85)	15.88	(85)	4.18	(11)	18.00	(81)
SLO	565037	SUHADOLC Mojca	6.00	(31)	251.00	(3252)	24.60	(148)	5.57	(19)
SPA	495318	RUIZ CASTILLO Carolina	27.65	(81)	41.16	(353)	18.08	(93)	10.29	(42)
SUI	515478	ALPIGER Ella	17.48	(56)	65.57	(800)	28.69	(193)	13.47	(53)
	515573	AUFDENBLATTEN Fraenzi	15.08	(48)	26.64	(169)	10.68	(42)	5.85	(25)
	515409	BERTHOD Sylviane	4.23	(10)	190.48	(2884)	39.07	(334)	5.85	(25)
	515348	BORCHI Catherine	4.46	(12)	74.79	(977)	30.77	(225)	12.16	(48)
	515166	PIEREN Tanja	14.93	(47)	127.74	(2040)	26.08	(159)	10.29	(42)
	515560	SCHILD Martina	5.95	(29)	163.19	(2596)	35.40	(289)	18.98	(87)
	515170	STYGER Nadia	5.50	(21)	93.61	(1382)	16.31	(68)	5.88	(27)
SWE	505260	HARGIN Janette	17.32	(55)	15.40	(82)	16.17	(66)	10.54	(45)
	505483	PAERSON Anja	26.51	(77)	0.00	(1)	0.00	(1)	5.94	(28)
USA	536138	CLARK Kirsten L	2.36	(5)	123.65	(1962)	5.54	(18)	2.49	(5)
	537544	KILDOW Lindsey C.	14.34	(44)	17.18	(95)	15.48	(63)	18.92	(86)
	536473	LALIVE Caroline	5.48	(20)	47.14	(451)	9.73	(39)	4.83	(15)
	536884	LUDLOW Libby	21.60	(64)	171.40	(2696)	17.77	(87)	9.21	(38)
	537545	MANCUSO Julia	9.03	(35)	12.88	(63)	10.79	(45)	5.94	(28)
	536477	MENDES Jonna	4.07	(9)	100.88	(1530)	15.70	(65)	4.30	(11)

LEGEND
DH Downhill SL Slalom GS Giant Slalom SG Super-G

17-01-2004 / Cortina d'Ampezzo (ITA) / 6088

Page 2/2

Data Processing by SWATCH

www.fis-ski.com

SWATCH Timing

Generation Date: FRI 16 JAN 2004

Time: 17:15 Swatch Internet Time: @719

Document: 32E 1.0



AUDI FIS SKI WORLD CUP 2003/04

5th LADIES DOWNHILL

DRAW LIST BY POINTS



Number of Competitors: 54

No.	FIS Code	Name	Nation	Rank Training	Time Training		
1	295533	RECCHIA Lucia	ITA	30	1:34.80		
2	295449	KLEON Barbara	ITA	29	1:34.77		
3	505260	HARGIN Janette	SWE	28	1:34.71		
4	195837	MATTEL Magda	FRA	27	1:34.70		
5	296217	COLETTI Alexandra	ITA	26	1:34.68		
6	205119	HALTMAYR Petra	GER	25	1:34.66		
7	195503	SUCHET Melanie	FRA	24	1:34.62		
8	205820	HUBER Isabelle	GER	22	1:34.59		
9	537545	MANCUSO Julia	USA	22	1:34.59		
10	55596	WILHELM Kathrin	AUT	21	1:34.53		
11	105662	LEFRANCOIS Anne Marie	CAN	20	1:34.36		
12	225206	ALCOTT Chimene	GBR	19	1:34.34		
13	515409	BERTHOD Sylviane	SUI	18	1:34.31		
14	536138	CLARK Kirsten L	USA	17	1:34.28		
15	515170	STYGER Nadia	SUI	16	1:34.25		
16	195671	JACQUEMOD Ingrid	FRA	15	1:34.24		
17	195374	MONTILLET Carole	FRA	14	1:34.23		
18	55212	MEISSNITZER Alexandra	AUT	13	1:34.22		
19	536884	LUDLOW Libby	USA	12	1:34.21		
20	205392	HAEUSL Regina	GER	11	1:34.00		
21	515348	BORCHI Catherine	SUI	10	1:33.82		
22	105997	BRYDON Emily	CAN	9	1:33.73		
23	106402	VANDERBEEK Kelly	CAN	8	1:33.68		
24	55198	DORFMEISTER Michaela	AUT	7	1:33.66		
25	295136	CECCARELLI Daniela	ITA	6	1:33.64		
26	537544	KILDOW Lindsey C.	USA	5	1:33.62		
27	205117	GERG Hilde	GER	4	1:33.55		
28	295588	KOSTNER Isolde	ITA	3	1:33.48		
29	55069	GOETSCHL Renate	AUT	2	1:33.03		
30	206001	RIESCH Maria	GER	1	1:32.99		
				WCSL-DH	WCSL-O	FIS-DH	
31	+400	205378	ERTL Martina	GER	68 (26)	1081 (3)	5.99 (26)
32	+400	505483	PAERSON Anja	SWE	-	1373 (1)	26.51 (46)
33		536477	MENDES Jonna	USA	167 (10)	268 (32)	4.07 (8)
34		55261	OBERMOSER Brigitte	AUT	145 (12)	384 (18)	4.57 (11)

**AUDI FIS SKI WORLD CUP 2003/04**

5th LADIES DOWNHILL

DRAW LIST BY POINTS

Number of Competitors: 54

No.	FIS Code	Name	Nation	WCSL-DH	WCSL-O	FIS-DH
35	536473	LALIVE Caroline	USA	121 (16)	398 (16)	5.48 (16)
36	55538	WIRTH Katja	AUT	74 (23)	202 (46)	5.68 (19)
37	55588	RUMPFHUBER Ingrid	AUT	58 (28)	77 (75)	5.86 (23)
38	515560	SCHILD Martina	SUI	51 (31)	69 (80)	5.95 (25)
39	565037	SUHADOLC Mojca	SLO	33 (33)	88 (67)	6.00 (27)
40	515166	PIEREN Tanja	SUI	-	23 (106)	14.93 (33)
41	515573	AUFDENBLATTEN Fraenzi	SUI	57 (29)	249 (35)	15.08 (34)
42	515478	ALPIGER Ella	SUI	11 (55)	26 (103)	17.48 (36)
43	55052	SCHNEIDER Tanja	AUT	40 (32)	96 (64)	20.13 (38)
44	195920	GIVELET Anne-Laure	FRA	22 (42)	40 (92)	21.00 (39)
45	205843	STEMMER Stefanie	GER	-	-	22.71 (42)
46	295462	MAJ Chiara	ITA	-	2 (131)	25.58 (44)
47	55339	LECHNER Martina	AUT	-	82 (69)	25.82 (45)
48	195868	MEILLEUR Karine	FRA	12 (54)	22 (107)	26.91 (47)
49	495318	RUIZ CASTILLO Carolina	SPA	-	15 (115)	27.65 (49)
50	425001	FLEMMEN Andrine	NOR	15 (50)	244 (37)	28.06 (50)
51	196460	MARCHAND-ARVIER Marie	FRA	-	-	29.29 (51)
52	106319	RISLER Christina	CAN	-	-	32.85 (52)
53	195311	DUVILLARD Julie	FRA	4 (61)	9 (120)	33.98 (53)
54	296473	SIORPAES Wendy	ITA	-	-	50.02 (54)

LEGEND**+400** More than 400 points on WCSL-O after 15th place or after 30th place**WCSL-DH** World Cup Start List points for Downhill**FIS-DH** FIS points for Downhill**WCSL-O** Overall WCSL points
No. Control Number

17-01-2004 / Cortina d'Ampezzo (ITA) / 6088

Page 2/2

Data Processing by SWATCH

www.fis-ski.com

SWATCH Timing

Generation Date: FRI 16 JAN 2004

Time: 17:15 Swatch Internet Time: @719

Document: 45A 1.0

**AUDI FIS SKI WORLD CUP 2003/04**

5th LADIES DOWNHILL

START LIST

Jury			Technical Data	
TD FIS	A. KLINAR	SLO	Course Name	Olympia delle Tofane
Referee	K. HOCH	FIS	Start Altitude	2303 m
Assistant Referee	J. TISCHHAUSER	FIS	Finish Altitude	1580 m
Chief of Race	A. MENARDI	ITA	Vertical Drop	723 m
			Course Length	2490 m
			Homologation Number	7168/05/03

Race Information

Course Setter	J. TISCHHAUSER	FIS		
Number of Gates	40			
Start Time	10:30			
Forerunners	A - S. VARETONI	ITA	F - M. FACCIN	ITA
	B - A. SCROCCO	ITA	G - W. DALLAGO	ITA
	C - R. GASPARI	ITA	H - M. POLESE	ITA
	D - S. MENARDI	ITA	I - D. GOBBO	ITA
	E - A. GALASSI	ITA		

Number of Competitors: 54

Bib	FIS Code	Name	Year of Birth	Nation	Time	Ski
1	295533	RECCHIA Lucia	1980	ITA	_____	VÖLKL
2	295449	KLEON Barbara	1980	ITA	_____	DYNASTAR
3	505260	HARGIN Janette	1977	SWE	_____	ROSSIGNOL
4	195837	MATTEL Magda	1980	FRA	_____	DYNASTAR
5	296217	COLETTI Alexandra	1983	ITA	_____	ROSSIGNOL
6	205119	HALTMAYR Petra	1975	GER	_____	VÖLKL
7	195503	SUCHET Melanie	1976	FRA	_____	SALOMON
8	205820	HUBER Isabelle	1981	GER	_____	ROSSIGNOL
9	537545	MANCUSO Julia	1984	USA	_____	ROSSIGNOL
10	55596	WILHELM Kathrin	1981	AUT	_____	VÖLKL
11	105662	LEFRANCOIS Anne Marie	1977	CAN	_____	ROSSIGNOL
12	225206	ALCOTT Chimene	1982	GBR	_____	FISCHER
13	515409	BERTHOD Sylviane	1977	SUI	_____	SALOMON
14	536138	CLARK Kirsten L	1977	USA	_____	FISCHER
15	515170	STYGER Nadia	1978	SUI	_____	SALOMON
16	195671	JACQUEMOD Ingrid	1978	FRA	_____	SALOMON
17	195374	MONTILLET Carole	1973	FRA	_____	ROSSIGNOL
18	55212	MEISSNITZER Alexandra	1973	AUT	_____	VÖLKL
19	536884	LUDLOW Libby	1981	USA	_____	SALOMON
20	205392	HAEUSL Regina	1973	GER	_____	SALOMON

17-01-2004 / Cortina d'Ampezzo (ITA) / 6088

Page 1/2

Data Processing by SWATCH

www.fis-ski.com

SWATCH Timing

Generation Date: FRI 16 JAN 2004

Time: 17:02 Swatch Internet Time: @710

Document: 51A 1.0

**AUDI FIS SKI WORLD CUP 2003/04**

5th LADIES DOWNHILL

START LIST

Number of Competitors: 54

Bib	FIS Code	Name	Year of Birth	Nation	Time	Ski
21	515348	BORGHI Catherine	1976	SUI		FISCHER
22	105997	BRYDON Emily	1980	CAN		SALOMON
23	106402	VANDERBEEK Kelly	1983	CAN		VÖLKL
24	55198	DORFMEISTER Michaela	1973	AUT		BLIZZARD
25	295136	CECCARELLI Daniela	1975	ITA		DYNASTAR
26	537544	KILDOW Lindsey C.	1984	USA		ROSSIGNOL
27	205117	GERG Hilde	1975	GER		VÖLKL
28	295588	KOSTNER Isolde	1975	ITA		FISCHER
29	55069	GOETSCHL Renate	1975	AUT		SALOMON
30	206001	RIESCH Maria	1984	GER		HEAD
31	205378	ERTL Martina	1973	GER		ROSSIGNOL
32	505483	PAERSON Anja	1981	SWE		SALOMON
33	536477	MENDES Jonna	1979	USA		FISCHER
34	55261	OBERMOSER Brigitte	1976	AUT		BLIZZARD
35	536473	LALIVE Caroline	1979	USA		SALOMON
36	55538	WIRTH Katja	1980	AUT		BLIZZARD
37	55588	RUMPFHUBER Ingrid	1981	AUT		FISCHER
38	515560	SCHILD Martina	1981	SUI		VÖLKL
39	565037	SUHADOLC Mojca	1975	SLO		ROSSIGNOL
40	515166	PIEREN Tanja	1978	SUI		ROSSIGNOL
41	515573	AUFDENBLATTEN Fraenzi	1981	SUI		SALOMON
42	515478	ALPIGER Ella	1979	SUI		FISCHER
43	55052	SCHNEIDER Tanja	1974	AUT		ROSSIGNOL
44	195920	GIVELET Anne-Laure	1981	FRA		DYNASTAR
45	205843	STEMMER Stefanie	1981	GER		ROSSIGNOL
46	295462	MAJ Chiara	1980	ITA		SALOMON
47	55339	LECHNER Martina	1978	AUT		BLIZZARD
48	195868	MEILLEUR Karine	1980	FRA		ROSSIGNOL
49	495318	RUIZ CASTILLO Carolina	1981	SPA		DYNASTAR
50	425001	FLEMMEN Andrine	1974	NOR		ROSSIGNOL
51	196460	MARCHAND-ARVIER Marie	1985	FRA		SALOMON
52	106319	RISLER Christina	1983	CAN		DYNASTAR
53	195311	DUVILLARD Julie	1978	FRA		DYNASTAR
54	296473	SIORPAES Wendy	1985	ITA		ATOMIC



AUDI FIS SKI WORLD CUP 2003/04
5th LADIES DOWNHILL
OFFICIAL RESULTS

**Jury**

TD FIS	A. KLINAR	SLO
Referee	K. HOCH	FIS
Assistant Referee	J. TISCHHAUSER	FIS
Chief of Race	A. MENARDI	ITA

Technical Data

Course Name	Olympia delle Tofane
Start Altitude	2255 m
Finish Altitude	1580 m
Vertical Drop	675 m
Course Length	2090 m
Homologation Number	7168/05/03

Race Information

Course Setter	J. TISCHHAUSER	FIS
Number of Gates	33	
Start Time	10:30	

Forerunners	A - S. VARETONI	ITA	F - M. FACCIN	ITA
	B - A. SCROCCO	ITA	G - W. DALLAGO	ITA
	C - R. GASPARI	ITA	H - M. POLESE	ITA
	D - S. MENARDI	ITA	I - D. GOBBO	ITA
	E - A. GALASSI	ITA		

Weather: Cloudy **Snow:** Hard **Temperature - Start:** -2 °C **Finish:** -4 °C **F-factor:** 1350

Number of Competitors: 54

Rank	Bib	FIS Code	Name	Year of Birth	Nation	Time	Diff.	Race Points	Ski
1	27	205117	GERG Hilde	1975	GER	1:17.57		0.00	VÖLKL
2	29	55069	GOETSCHL Renate	1975	AUT	1:17.87	0.30	5.22	SALOMON
3	17	195374	MONTILLET Carole	1973	FRA	1:17.96	0.39	6.79	ROSSIGNOL
4	24	55198	DORFMEISTER Michaela	1973	AUT	1:18.06	0.49	8.53	BLIZZARD
5	26	537544	KILDOW Lindsey C.	1984	USA	1:18.22	0.65	11.31	ROSSIGNOL
6	14	536138	CLARK Kirsten L	1977	USA	1:18.23	0.66	11.49	FISCHER
7	28	295588	KOSTNER Isolde	1975	ITA	1:18.26	0.69	12.01	FISCHER
8	15	515170	STYGER Nadia	1978	SUI	1:18.32	0.75	13.05	SALOMON
9	31	205378	ERTL Martina	1973	GER	1:18.33	0.76	13.23	ROSSIGNOL
10	13	515409	BERTHOD Sylviane	1977	SUI	1:18.36	0.79	13.75	SALOMON
11	30	206001	RIESCH Maria	1984	GER	1:18.39	0.82	14.27	HEAD
12	34	55261	OBERMOSER Brigitte	1976	AUT	1:18.55	0.98	17.06	BLIZZARD
13	10	55596	WILHELM Kathrin	1981	AUT	1:18.62	1.05	18.27	VÖLKL
14	25	295136	CECCARELLI Daniela	1975	ITA	1:18.71	1.14	19.84	DYNASTAR
15	16	195671	JACQUEMOD Ingrid	1978	FRA	1:18.78	1.21	21.06	SALOMON
16	7	195503	SUCHET Melanie	1976	FRA	1:18.79	1.22	21.23	SALOMON
17	48	195868	MEILLEUR Karine	1980	FRA	1:18.84	1.27	22.10	ROSSIGNOL

#591 _____

**AUDI FIS SKI WORLD CUP 2003/04****5th LADIES DOWNHILL
OFFICIAL RESULTS**

Number of Competitors: 54

Rank	Bib	FIS Code	Name	Year of Birth	Nation	Time	Diff.	Race Points	Ski
18	22	105997	BRYDON Emily	1980	CAN	1:18.88	1.31	22.80	SALOMON
19	43	55052	SCHNEIDER Tanja	1974	AUT	1:18.89	1.32	22.97	ROSSIGNOL
20	41	515573	AUFDENBLATTEN Fraenzi	1981	SUI	1:18.91	1.34	23.32	SALOMON
21	20	205392	HAEUSL Regina	1973	GER	1:19.04	1.47	25.58	SALOMON
22	11	105662	LEFRANCOIS Anne Marie	1977	CAN	1:19.06	1.49	25.93	ROSSIGNOL
23	8	205820	HUBER Isabelle	1981	GER	1:19.09	1.52	26.45	ROSSIGNOL
24	32	505483	PAERSON Anja	1981	SWE	1:19.11	1.54	26.80	SALOMON
25	50	425001	FLEMMEN Andrine	1974	NOR	1:19.13	1.56	27.15	ROSSIGNOL
26	36	55538	WIRTH Katja	1980	AUT	1:19.21	1.64	28.54	BLIZZARD
27	23	106402	VANDERBEEK Kelly	1983	CAN	1:19.24	1.67	29.06	VÖLKL
28	21	515348	BORGHY Catherine	1976	SUI	1:19.29	1.72	29.93	FISCHER
29	9	537545	MANCUSO Julia	1984	USA	1:19.31	1.74	30.28	ROSSIGNOL
30	38	515560	SCHILD Martina	1981	SUI	1:19.32	1.75	30.46	VÖLKL
30	2	295449	KLEON Barbara	1980	ITA	1:19.32	1.75	30.46	DYNASTAR
32	12	225206	ALCOTT Chimene	1982	GBR	1:19.40	1.83	31.85	FISCHER
33	1	295533	RECCHIA Lucia	1980	ITA	1:19.44	1.87	32.54	VÖLKL
34	39	565037	SUHADOLC Mojca	1975	SLO	1:19.49	1.92	33.41	ROSSIGNOL
35	6	205119	HALTMAYR Petra	1975	GER	1:19.53	1.96	34.11	VÖLKL
36	37	55588	RUMPFHUBER Ingrid	1981	AUT	1:19.57	2.00	34.81	FISCHER
37	18	55212	MEISSNITZER Alexandra	1973	AUT	1:19.70	2.13	37.07	VÖLKL
38	51	196460	MARCHAND-ARVIER Marie	1985	FRA	1:19.73	2.16	37.59	SALOMON
39	33	536477	MENDES Jonna	1979	USA	1:19.74	2.17	37.77	FISCHER
40	46	295462	MAJ Chiara	1980	ITA	1:19.77	2.20	38.29	SALOMON
41	53	195311	DUVILLARD Julie	1978	FRA	1:19.86	2.29	39.85	DYNASTAR
42	52	106319	RISLER Christina	1983	CAN	1:19.90	2.33	40.55	DYNASTAR
42	40	515166	PIEREN Tanja	1978	SUI	1:19.90	2.33	40.55	ROSSIGNOL
44	54	296473	SIORPAES Wendy	1985	ITA	1:19.92	2.35	40.90	ATOMIC
44	5	296217	COLETTI Alexandra	1983	ITA	1:19.92	2.35	40.90	ROSSIGNOL
46	49	495318	RUIZ CASTILLO Carolina	1981	SPA	1:19.95	2.38	41.42	DYNASTAR
47	45	205843	STEMMER Stefanie	1981	GER	1:20.01	2.44	42.46	ROSSIGNOL
48	47	55339	LECHNER Martina	1978	AUT	1:20.14	2.57	44.73	BLIZZARD
49	19	536884	LUDLOW Libby	1981	USA	1:20.20	2.63	45.77	SALOMON
50	42	515478	ALPIGER Ella	1979	SUI	1:20.36	2.79	48.56	FISCHER
51	3	505260	HARGIN Janette	1977	SWE	1:20.59	3.02	52.56	ROSSIGNOL
52	44	195920	GIVELET Anne-Laure	1981	FRA	1:20.91	3.34	58.13	DYNASTAR
53	4	195837	MATTEL Magda	1980	FRA	1:21.20	3.63	63.18	DYNASTAR

DID NOT FINISH: 1 competitor

35	536473	LALIVE Caroline	1979	USA	SALOMON
----	--------	------------------------	------	-----	---------

Technical Delegate: A. KLINAR (SLO) #591
--

**AUDI FIS SKI WORLD CUP 2003/04**

5th LADIES DOWNHILL

PENALTY CALCULATION**Best 10 at Finish**

Rank	Bib	FIS Code	Name	Nation	FIS Points	Best 5	Race Points
1	27	205117	GERG Hilde	GER	1.73	1.73	0.00
2	29	55069	GOETSCHL Renate	AUT	0.20	0.20	5.22
3	17	195374	MONTILLET Carole	FRA	0.00	0.00	6.79
4	24	55198	DORFMEISTER Michaela	AUT	1.16	1.16	8.53
5	26	537544	KILDOW Lindsey C.	USA	14.34		
6	14	536138	CLARK Kirsten L	USA	2.36	2.36	11.49
7	28	295588	KOSTNER Isolde	ITA	5.18		
8	15	515170	STYGER Nadia	SUI	5.50		
9	31	205378	ERTL Martina	GER	5.99		
10	13	515409	BERTHOD Sylviane	SUI	4.23		

Best 5 FIS Points at Start

Rank	Bib	FIS Code	Name	Nation	FIS Points
3	17	195374	MONTILLET Carole	FRA	0.00
2	29	55069	GOETSCHL Renate	AUT	0.20
4	24	55198	DORFMEISTER Michaela	AUT	1.16
1	27	205117	GERG Hilde	GER	1.73
6	14	536138	CLARK Kirsten L	USA	2.36

TOTALS:

FIS Points of Best 5 at Start (B)	5.45		
FIS Points of Best at Finish in Top 10 (A)		5.45	
Race Points of Corresponding Competitors (C)			32.03
Calculated Penalty (A+B-C) : 10 =>	-2.113		
Rounded	-2.11		
Category Adder	0.00		
Correction Value (Z)	-1.61		
Calculated Penalty	-0.50		
Penalty Applied	0.00		

Technical Delegate:
A. KLINAR (SLO) #591



AUDI FIS SKI WORLD CUP 2003/04

5th LADIES DOWNHILL

PERFORMANCE ANALYSIS 1



Number of Competitors: 53

Rank	Bib	Name	Nation	Positions			Partials			Difference		Speed	
				Pos.	Time	Rank	Pos.	Time	Rank	Time	Dist(m)	Pos.	km/h
1	27	GERG Hilde	GER	Int1: 14.86 (15) Int2: 38.30 (3) Int3: 58.71 (1) Fin: 1:17.57 (1)	I1-I2: 23.44 (3) I2-I3: 20.41 (3) I3-Fin: 18.86 (2)	0.11 0.06 0.00 0.00	0.00	0.00	0.00	0.00	Sp1: 102.18 (18) Avg.: 97.00		
2	29	GOETSCHL Renate	AUT	Int1: 14.93 (23) Int2: 38.24 (1) Int3: 58.76 (2) Fin: 1:17.87 (2)	I1-I2: 23.31 (2) I2-I3: 20.52 (4) I3-Fin: 19.11 (15)	0.18 0.00 0.05 0.30	8.05	0.30	8.05	0.30	Sp1: 99.59 (34) Avg.: 96.62		
3	17	MONTILLET Carole	FRA	Int1: 14.94 (27) Int2: 38.44 (5) Int3: 59.06 (5) Fin: 1:17.96 (3)	I1-I2: 23.50 (4) I2-I3: 20.62 (7) I3-Fin: 18.90 (4)	0.19 0.20 0.35 0.39	10.46	0.39	10.46	0.39	Sp1: 103.80 (15) Avg.: 96.51		
4	24	DORFMEISTER Michaela	AUT	Int1: 15.01 (37) Int2: 38.61 (11) Int3: 59.00 (3) Fin: 1:18.06 (4)	I1-I2: 23.60 (6) I2-I3: 20.39 (2) I3-Fin: 19.06 (10)	0.26 0.37 0.29 0.49	13.12	0.49	13.12	0.49	Sp1: 104.36 (8) Avg.: 96.39		
5	26	KILDOW Lindsey C.	USA	Int1: 14.97 (34) Int2: 38.85 (24) Int3: 59.23 (7) Fin: 1:18.22 (5)	I1-I2: 23.88 (23) I2-I3: 20.38 (1) I3-Fin: 18.99 (6)	0.22 0.61 0.52 0.65	17.37	0.65	17.37	0.65	Sp1: 108.39 (1) Avg.: 96.19		
6	14	CLARK Kirsten L	USA	Int1: 14.94 (27) Int2: 38.71 (18) Int3: 59.34 (11) Fin: 1:18.23 (6)	I1-I2: 23.77 (15) I2-I3: 20.63 (8) I3-Fin: 18.89 (3)	0.19 0.47 0.63 0.66	17.63	0.66	17.63	0.66	Sp1: 104.64 (7) Avg.: 96.18		
7	28	KOSTNER Isolde	ITA	Int1: 14.80 (6) Int2: 38.66 (15) Int3: 59.29 (8) Fin: 1:18.26 (7)	I1-I2: 23.86 (22) I2-I3: 20.63 (8) I3-Fin: 18.97 (5)	0.05 0.42 0.58 0.69	18.43	0.69	18.43	0.69	Sp1: 104.36 (8) Avg.: 96.14		
8	15	STYGER Nadia	SUI	Int1: 15.01 (37) Int2: 38.52 (7) Int3: 59.33 (10) Fin: 1:18.32 (8)	I1-I2: 23.51 (5) I2-I3: 20.81 (15) I3-Fin: 18.99 (6)	0.26 0.28 0.62 0.75	20.01	0.75	20.01	0.75	Sp1: 101.92 (20) Avg.: 96.07		
9	31	ERTL Martina	GER	Int1: 15.01 (37) Int2: 38.29 (2) Int3: 59.01 (4) Fin: 1:18.33 (9)	I1-I2: 23.28 (1) I2-I3: 20.72 (13) I3-Fin: 19.32 (30)	0.26 0.05 0.30 0.76	20.28	0.76	20.28	0.76	Sp1: 100.10 (30) Avg.: 96.06		
10	13	BERTHOD Sylviane	SUI	Int1: 14.95 (31) Int2: 38.72 (20) Int3: 59.60 (19) Fin: 1:18.36 (10)	I1-I2: 23.77 (15) I2-I3: 20.88 (18) I3-Fin: 18.76 (1)	0.20 0.48 0.89 0.79	21.07	0.79	21.07	0.79	Sp1: 98.34 (44) Avg.: 96.02		



AUDI FIS SKI WORLD CUP 2003/04
5th LADIES DOWNHILL
PERFORMANCE ANALYSIS 1



Number of Competitors: 53

Rank	Bib	Name	Nation	Positions			Partials			Difference		Speed	
				Pos.	Time	Rank	Pos.	Time	Rank	Time	Dist(m)	Pos.	km/h
11	30	RIESCH Maria	GER	Int1: 14.95 (31) Int2: 38.61 (11) Int3: 59.30 (9) Fin: 1:18.39 (11)	I1-I2: 23.66 (9) I2-I3: 20.69 (12) I3-Fin: 19.09 (12)	0.20 0.37 0.59 0.82	21.86	Sp1: 106.92 (4) Avg.: 95.98					
12	34	OBERMOSER Brigitte	AUT	Int1: 14.75 (1) Int2: 38.47 (6) Int3: 59.13 (6) Fin: 1:18.55 (12)	I1-I2: 23.72 (10) I2-I3: 20.66 (11) I3-Fin: 19.42 (37)	0.00 0.23 0.42 0.98	26.08	Sp1: 97.85 (45) Avg.: 95.79					
13	10	WILHELM Kathrin	AUT	Int1: 14.88 (18) Int2: 38.66 (15) Int3: 59.46 (12) Fin: 1:18.62 (13)	I1-I2: 23.78 (17) I2-I3: 20.80 (14) I3-Fin: 19.16 (18)	0.13 0.42 0.75 1.05	27.91	Sp1: 106.92 (4) Avg.: 95.70					
14	25	CECCARELLI Daniela	ITA	Int1: 14.86 (15) Int2: 38.84 (23) Int3: 59.68 (20) Fin: 1:18.71 (14)	I1-I2: 23.98 (27) I2-I3: 20.84 (17) I3-Fin: 19.03 (9)	0.11 0.60 0.97 1.14	30.27	Sp1: 102.99 (17) Avg.: 95.59					
15	16	JACQUEMOD Ingrid	FRA	Int1: 14.84 (12) Int2: 38.56 (10) Int3: 59.56 (16) Fin: 1:18.78 (15)	I1-I2: 23.72 (10) I2-I3: 21.00 (24) I3-Fin: 19.22 (21)	0.09 0.32 0.85 1.21	32.10	Sp1: 99.59 (34) Avg.: 95.51					
16	7	SUCHET Melanie	FRA	Int1: 15.04 (44) Int2: 38.87 (27) Int3: 59.50 (13) Fin: 1:18.79 (16)	I1-I2: 23.83 (20) I2-I3: 20.63 (8) I3-Fin: 19.29 (25)	0.29 0.63 0.79 1.22	32.36	Sp1: 104.36 (8) Avg.: 95.49					
17	48	MEILLEUR Karine	FRA	Int1: 14.94 (27) Int2: 38.55 (9) Int3: 59.55 (15) Fin: 1:18.84 (17)	I1-I2: 23.61 (7) I2-I3: 21.00 (24) I3-Fin: 19.29 (25)	0.19 0.31 0.84 1.27	33.67	Sp1: 99.09 (38) Avg.: 95.43					
18	22	BRYDON Emily	CAN	Int1: 14.90 (20) Int2: 38.71 (18) Int3: 59.59 (18) Fin: 1:18.88 (18)	I1-I2: 23.81 (18) I2-I3: 20.88 (18) I3-Fin: 19.29 (25)	0.15 0.47 0.88 1.31	34.71	Sp1: 98.59 (43) Avg.: 95.39					
19	43	SCHNEIDER Tanja	AUT	Int1: 14.93 (23) Int2: 38.75 (21) Int3: 59.75 (22) Fin: 1:18.89 (19)	I1-I2: 23.82 (19) I2-I3: 21.00 (24) I3-Fin: 19.14 (17)	0.18 0.51 1.04 1.32	34.97	Sp1: 99.09 (38) Avg.: 95.37					
20	41	AUFDENBLATTEN Fraenzi	SUI	Int1: 14.80 (6) Int2: 38.53 (8) Int3: 59.53 (14) Fin: 1:18.91 (20)	I1-I2: 23.73 (12) I2-I3: 21.00 (24) I3-Fin: 19.38 (32)	0.05 0.29 0.82 1.34	35.49	Sp1: 96.41 (50) Avg.: 95.35					
21	20	HAEUSL Regina	GER	Int1: 14.98 (36) Int2: 38.89 (29) Int3: 59.81 (24) Fin: 1:19.04 (21)	I1-I2: 23.91 (25) I2-I3: 20.92 (22) I3-Fin: 19.23 (22)	0.23 0.65 1.10 1.47	38.87	Sp1: 100.87 (29) Avg.: 95.19					
22	11	LEFRANCOIS Anne Marie	CAN	Int1: 14.93 (23) Int2: 39.05 (33) Int3: 59.96 (28) Fin: 1:19.06 (22)	I1-I2: 24.12 (34) I2-I3: 20.91 (21) I3-Fin: 19.10 (13)	0.18 0.81 1.25 1.49	39.39	Sp1: 107.50 (3) Avg.: 95.17					
23	8	HUBER Isabelle	GER	Int1: 15.03 (41) Int2: 39.18 (39) Int3: 59.78 (23) Fin: 1:19.09 (23)	I1-I2: 24.15 (37) I2-I3: 20.60 (6) I3-Fin: 19.31 (29)	0.28 0.94 1.07 1.52	40.17	Sp1: 104.91 (6) Avg.: 95.13					



AUDI FIS SKI WORLD CUP 2003/04
5th LADIES DOWNHILL
PERFORMANCE ANALYSIS 1



Number of Competitors: 53

Rank	Bib	Name	Nation	Positions			Partials			Difference		Speed	
				Pos.	Time	Rank	Pos.	Time	Rank	Time	Dist(m)	Pos.	km/h
24	32	PAERSON Anja	SWE	Int1: 14.78 (5) Int2: 38.68 (17) Int3: 59.70 (21) Fin: 1:19.11 (24)	I1-I2: 23.90 (24) I2-I3: 21.02 (31) I3-Fin: 19.41 (35)	0.03 0.44 0.99 1.54	40.69	Sp1: 97.61 (46) Avg.: 95.11					
25	50	FLEMMEN Andrine	NOR	Int1: 14.85 (14) Int2: 38.61 (11) Int3: 59.56 (16) Fin: 1:19.13 (25)	I1-I2: 23.76 (14) I2-I3: 20.95 (23) I3-Fin: 19.57 (42)	0.10 0.37 0.85 1.56	41.20	Sp1: 101.39 (25) Avg.: 95.08					
26	36	WIRTH Katja	AUT	Int1: 14.81 (9) Int2: 38.42 (4) Int3: 59.84 (25) Fin: 1:19.21 (26)	I1-I2: 23.61 (7) I2-I3: 21.42 (48) I3-Fin: 19.37 (31)	0.06 0.18 1.13 1.64	43.27	Sp1: 101.13 (27) Avg.: 94.99					
27	23	VANDERBEEK Kelly	CAN	Int1: 15.03 (41) Int2: 39.05 (33) Int3: 1:00.05 (30) Fin: 1:19.24 (27)	I1-I2: 24.02 (30) I2-I3: 21.00 (24) I3-Fin: 19.19 (19)	0.28 0.81 1.34 1.67	44.05	Sp1: 103.80 (15) Avg.: 94.95					
28	21	BORGHY Catherine	SUI	Int1: 14.83 (11) Int2: 38.85 (24) Int3: 59.88 (26) Fin: 1:19.29 (28)	I1-I2: 24.02 (30) I2-I3: 21.03 (32) I3-Fin: 19.41 (35)	0.08 0.61 1.17 1.72	45.34	Sp1: 98.84 (41) Avg.: 94.89					
29	9	MANCUSO Julia	USA	Int1: 14.94 (27) Int2: 39.12 (36) Int3: 1:00.12 (33) Fin: 1:19.31 (29)	I1-I2: 24.18 (41) I2-I3: 21.00 (24) I3-Fin: 19.19 (19)	0.19 0.88 1.41 1.74	45.85	Sp1: 104.08 (12) Avg.: 94.87					
30	38	SCHILD Martina	SUI	Int1: 14.80 (6) Int2: 39.23 (44) Int3: 1:00.30 (40) Fin: 1:19.32 (30)	I1-I2: 24.43 (49) I2-I3: 21.07 (38) I3-Fin: 19.02 (8)	0.05 0.99 1.59 1.75	46.11	Sp1: 99.84 (32) Avg.: 94.86					
30	2	KLEON Barbara	ITA	Int1: 15.09 (45) Int2: 39.19 (41) Int3: 1:00.20 (37) Fin: 1:19.32 (30)	I1-I2: 24.10 (32) I2-I3: 21.01 (30) I3-Fin: 19.12 (16)	0.34 0.95 1.49 1.75	46.11	Sp1: 99.34 (36) Avg.: 94.86					
32	12	ALCOTT Chimene	GBR	Int1: 15.17 (49) Int2: 39.31 (46) Int3: 1:00.34 (42) Fin: 1:19.40 (32)	I1-I2: 24.14 (36) I2-I3: 21.03 (32) I3-Fin: 19.06 (10)	0.42 1.07 1.63 1.83	48.17	Sp1: 100.10 (30) Avg.: 94.76					
33	1	RECCHIA Lucia	ITA	Int1: 15.30 (52) Int2: 39.57 (50) Int3: 1:00.15 (34) Fin: 1:19.44 (33)	I1-I2: 24.27 (46) I2-I3: 20.58 (5) I3-Fin: 19.29 (25)	0.55 1.33 1.44 1.87	49.20	Sp1: 104.08 (12) Avg.: 94.71					
34	39	SUHADOLC Mojca	SLO	Int1: 14.96 (33) Int2: 39.14 (38) Int3: 59.95 (27) Fin: 1:19.49 (34)	I1-I2: 24.18 (41) I2-I3: 20.81 (15) I3-Fin: 19.54 (40)	0.21 0.90 1.24 1.92	50.48	Sp1: 107.80 (2) Avg.: 94.65					
35	6	HALTMAYR Petra	GER	Int1: 15.02 (40) Int2: 39.22 (42) Int3: 1:00.10 (32) Fin: 1:19.53 (35)	I1-I2: 24.20 (43) I2-I3: 20.88 (18) I3-Fin: 19.43 (38)	0.27 0.98 1.39 1.96	51.51	Sp1: 101.65 (21) Avg.: 94.61					
36	37	RUMPFHUBER Ingrid	AUT	Int1: 14.86 (15) Int2: 39.41 (47) Int3: 1:00.47 (47) Fin: 1:19.57 (36)	I1-I2: 24.55 (51) I2-I3: 21.06 (36) I3-Fin: 19.10 (13)	0.11 1.17 1.76 2.00	52.53	Sp1: 99.84 (32) Avg.: 94.56					



AUDI FIS SKI WORLD CUP 2003/04
5th LADIES DOWNHILL
PERFORMANCE ANALYSIS 1



Number of Competitors: 53

Rank	Bib	Name	Nation	Positions			Partials			Difference		Speed	
				Pos.	Time	Rank	Pos.	Time	Rank	Time	Dist(m)	Pos.	km/h
37	18	MEISSNITZER Alexandra	AUT	Int1: 15.09 (45) Int2: 38.93 (31) Int3: 59.97 (29) Fin: 1:19.70 (37)	I1-I2: 23.84 (21) I2-I3: 21.04 (35) I3-Fin: 19.73 (48)	0.34 0.69 1.26 2.13	55.86	Sp1: 97.36 (47) Avg.: 94.40					
38	51	MARCHAND-ARVIER Marie	FRA	Int1: 14.89 (19) Int2: 38.62 (14) Int3: 1:00.05 (30) Fin: 1:19.73 (38)	I1-I2: 23.73 (12) I2-I3: 21.43 (49) I3-Fin: 19.68 (46)	0.14 0.38 1.34 2.16	56.62	Sp1: 101.13 (27) Avg.: 94.37					
39	33	MENDES Jonna	USA	Int1: 14.90 (20) Int2: 38.90 (30) Int3: 1:00.35 (43) Fin: 1:19.74 (39)	I1-I2: 24.00 (29) I2-I3: 21.45 (50) I3-Fin: 19.39 (33)	0.15 0.66 1.64 2.17	56.88	Sp1: 104.36 (8) Avg.: 94.36					
40	46	MAJ Chiara	ITA	Int1: 14.93 (23) Int2: 39.08 (35) Int3: 1:00.38 (45) Fin: 1:19.77 (40)	I1-I2: 24.15 (37) I2-I3: 21.30 (44) I3-Fin: 19.39 (33)	0.18 0.84 1.67 2.20	57.64	Sp1: 101.65 (21) Avg.: 94.32					
41	53	DUVILLARD Julie	FRA	Int1: 14.77 (4) Int2: 38.75 (21) Int3: 1:00.33 (41) Fin: 1:19.86 (41)	I1-I2: 23.98 (27) I2-I3: 21.58 (51) I3-Fin: 19.53 (39)	0.02 0.51 1.62 2.29	59.93	Sp1: 101.65 (21) Avg.: 94.21					
42	52	RISLER Christina	CAN	Int1: 15.12 (48) Int2: 39.22 (42) Int3: 1:00.29 (38) Fin: 1:19.90 (42)	I1-I2: 24.10 (32) I2-I3: 21.07 (38) I3-Fin: 19.61 (43)	0.37 0.98 1.58 2.33	60.95	Sp1: 97.12 (48) Avg.: 94.17					
42	40	PIEREN Tanja	SUI	Int1: 14.97 (34) Int2: 39.23 (44) Int3: 1:00.29 (38) Fin: 1:19.90 (42)	I1-I2: 24.26 (45) I2-I3: 21.06 (36) I3-Fin: 19.61 (43)	0.22 0.99 1.58 2.33	60.95	Sp1: 99.34 (36) Avg.: 94.17					
44	54	SIORPAES Wendy	ITA	Int1: 14.90 (20) Int2: 38.86 (26) Int3: 1:00.16 (35) Fin: 1:19.92 (44)	I1-I2: 23.96 (26) I2-I3: 21.30 (44) I3-Fin: 19.76 (49)	0.15 0.62 1.45 2.35	61.46	Sp1: 102.18 (18) Avg.: 94.14					
44	5	COLETTI Alexandra	ITA	Int1: 15.11 (47) Int2: 39.60 (52) Int3: 1:00.67 (49) Fin: 1:19.92 (44)	I1-I2: 24.49 (50) I2-I3: 21.07 (38) I3-Fin: 19.25 (24)	0.36 1.36 1.96 2.35	61.46	Sp1: 101.39 (25) Avg.: 94.14					
46	49	RUIZ CASTILLO Carolina	SPA	Int1: 14.76 (2) Int2: 39.13 (37) Int3: 1:00.16 (35) Fin: 1:19.95 (46)	I1-I2: 24.37 (48) I2-I3: 21.03 (32) I3-Fin: 19.79 (50)	0.01 0.89 1.45 2.38	62.22	Sp1: 101.65 (21) Avg.: 94.11					
47	45	STEMMER Stefanie	GER	Int1: 15.03 (41) Int2: 39.18 (39) Int3: 1:00.78 (51) Fin: 1:20.01 (47)	I1-I2: 24.15 (37) I2-I3: 21.60 (53) I3-Fin: 19.23 (22)	0.28 0.94 2.07 2.44	63.74	Sp1: 96.17 (51) Avg.: 94.04					
48	47	LECHNER Martina	AUT	Int1: 14.76 (2) Int2: 38.88 (28) Int3: 1:00.46 (46) Fin: 1:20.14 (48)	I1-I2: 24.12 (34) I2-I3: 21.58 (51) I3-Fin: 19.68 (46)	0.01 0.64 1.75 2.57	67.02	Sp1: 96.88 (49) Avg.: 93.89					
49	19	LUDLOW Libby	USA	Int1: 15.38 (53) Int2: 39.55 (49) Int3: 1:00.65 (48) Fin: 1:20.20 (49)	I1-I2: 24.17 (40) I2-I3: 21.10 (41) I3-Fin: 19.55 (41)	0.63 1.31 1.94 2.63	68.54	Sp1: 96.17 (51) Avg.: 93.82					



AUDI FIS SKI WORLD CUP 2003/04
5th LADIES DOWNHILL
PERFORMANCE ANALYSIS 1



Number of Competitors: 53

Rank	Bib	Name	Nation	Positions			Partials			Difference		Speed	
				Pos.	Time	Rank	Pos.	Time	Rank	Time	Dist(m)	Pos.	km/h
50	42	ALPIGER Ella	SUI	Int1: 14.82 (10)			I1-I2: 24.22 (44)			0.07		Sp1: 98.84 (41)	
				Int2: 39.04 (32)			I2-I3: 21.32 (46)			0.80			
				Int3: 1:00.36 (44)			I3-Fin: 20.00 (52)			1.65			
				Fin: 1:20.36 (50)						2.79	72.56	Avg.: 93.63	
51	3	HARGIN Janette	SWE	Int1: 15.19 (50)			I1-I2: 24.60 (52)			0.44		Sp1: 99.09 (38)	
				Int2: 39.79 (53)			I2-I3: 21.16 (42)			1.55			
				Int3: 1:00.95 (52)			I3-Fin: 19.64 (45)			2.24			
				Fin: 1:20.59 (51)						3.02	78.32	Avg.: 93.36	
52	44	GIVELET Anne-Laure	FRA	Int1: 14.84 (12)			I1-I2: 24.73 (53)			0.09		Sp1: 95.70 (53)	
				Int2: 39.57 (50)			I2-I3: 21.41 (47)			1.33			
				Int3: 1:00.98 (53)			I3-Fin: 19.93 (51)			2.27			
				Fin: 1:20.91 (52)						3.34	86.28	Avg.: 92.99	
53	4	MATTEL Magda	FRA	Int1: 15.26 (51)			I1-I2: 24.28 (47)			0.51		Sp1: 104.08 (12)	
				Int2: 39.54 (48)			I2-I3: 21.18 (43)			1.30			
				Int3: 1:00.72 (50)			I3-Fin: 20.48 (53)			2.01			
				Fin: 1:21.20 (53)						3.63	93.43	Avg.: 92.66	

LEGEND

Pos Intermediate or Speed Position **Dist(m)** Distance behind the first **Int2:** Intermediate 2 **Sp1:** Speed Trap 1
Avg. Average Speed for the race **Int1:** Intermediate 1 **Int3:** Intermediate 3 **Fin:** Finish



AUDI FIS SKI WORLD CUP 2003/04

5th LADIES DOWNHILL

PERFORMANCE ANALYSIS 2



Number of Competitors: 54

Bib	Name	Nation	Positions			Partials			Difference		Speed		
			Pos.	Time	Rank	Pos.	Time	Rank	Time	Dist(m)	Pos.	km/h	Rank
1	RECCHIA Lucia	ITA	Int1: 15.30 (53) Int2: 39.57 (51) Int3: 1:00.15 (34) Fin: 1:19.44 (33)	I1-I2: 24.27 (47) I2-I3: 20.58 (5) I3-Fin: 19.29 (25)	0.55 1.33 1.44 1.87	49.20	Sp1: 104.08 (12) Avg.: 94.71						
2	KLEON Barbara	ITA	Int1: 15.09 (46) Int2: 39.19 (42) Int3: 1:00.20 (37) Fin: 1:19.32 (30)	I1-I2: 24.10 (33) I2-I3: 21.01 (30) I3-Fin: 19.12 (16)	0.34 0.95 1.49 1.75	46.11	Sp1: 99.34 (36) Avg.: 94.86						
3	HARGIN Janette	SWE	Int1: 15.19 (51) Int2: 39.79 (54) Int3: 1:00.95 (52) Fin: 1:20.59 (51)	I1-I2: 24.60 (53) I2-I3: 21.16 (42) I3-Fin: 19.64 (45)	0.44 1.55 2.24 3.02	78.32	Sp1: 99.09 (38) Avg.: 93.36						
4	MATTEL Magda	FRA	Int1: 15.26 (52) Int2: 39.54 (49) Int3: 1:00.72 (50) Fin: 1:21.20 (53)	I1-I2: 24.28 (48) I2-I3: 21.18 (43) I3-Fin: 20.48 (53)	0.51 1.30 2.01 3.63	93.43	Sp1: 104.08 (12) Avg.: 92.66						
5	COLETTI Alexandra	ITA	Int1: 15.11 (48) Int2: 39.60 (53) Int3: 1:00.67 (49) Fin: 1:19.92 (44)	I1-I2: 24.49 (51) I2-I3: 21.07 (38) I3-Fin: 19.25 (24)	0.36 1.36 1.96 2.35	61.46	Sp1: 101.39 (25) Avg.: 94.14						
6	HALTMAYR Petra	GER	Int1: 15.02 (41) Int2: 39.22 (43) Int3: 1:00.10 (32) Fin: 1:19.53 (35)	I1-I2: 24.20 (44) I2-I3: 20.88 (18) I3-Fin: 19.43 (38)	0.27 0.98 1.39 1.96	51.51	Sp1: 101.65 (21) Avg.: 94.61						
7	SUCHET Melanie	FRA	Int1: 15.04 (45) Int2: 38.87 (28) Int3: 59.50 (13) Fin: 1:18.79 (16)	I1-I2: 23.83 (21) I2-I3: 20.63 (8) I3-Fin: 19.29 (25)	0.29 0.63 0.79 1.22	32.36	Sp1: 104.36 (8) Avg.: 95.49						
8	HUBER Isabelle	GER	Int1: 15.03 (42) Int2: 39.18 (40) Int3: 59.78 (23) Fin: 1:19.09 (23)	I1-I2: 24.15 (38) I2-I3: 20.60 (6) I3-Fin: 19.31 (29)	0.28 0.94 1.07 1.52	40.17	Sp1: 104.91 (6) Avg.: 95.13						
9	MANCUSO Julia	USA	Int1: 14.94 (28) Int2: 39.12 (37) Int3: 1:00.12 (33) Fin: 1:19.31 (29)	I1-I2: 24.18 (42) I2-I3: 21.00 (24) I3-Fin: 19.19 (19)	0.19 0.88 1.41 1.74	45.85	Sp1: 104.08 (12) Avg.: 94.87						
10	WILHELM Kathrin	AUT	Int1: 14.88 (18) Int2: 38.66 (16) Int3: 59.46 (12) Fin: 1:18.62 (13)	I1-I2: 23.78 (18) I2-I3: 20.80 (14) I3-Fin: 19.16 (18)	0.13 0.42 0.75 1.05	27.91	Sp1: 106.92 (4) Avg.: 95.70						



AUDI FIS SKI WORLD CUP 2003/04
5th LADIES DOWNHILL
PERFORMANCE ANALYSIS 2



Number of Competitors: 54

Bib	Name	Nation	Positions			Partials			Difference		Speed		
			Pos.	Time	Rank	Pos.	Time	Rank	Time	Dist(m)	Pos.	km/h	Rank
11	LEFRANCOIS Anne Marie	CAN	Int1: 14.93 (24)	Int2: 39.05 (34)	Int3: 59.96 (28)	Fin: 1:19.06 (22)	I1-I2: 24.12 (35)	I2-I3: 20.91 (21)	I3-Fin: 19.10 (13)	0.18 0.81 1.25 1.49	39.39	Sp1: 107.50 (3)	Avg.: 95.17
12	ALCOTT Chimene	GBR	Int1: 15.17 (50)	Int2: 39.31 (47)	Int3: 1:00.34 (42)	Fin: 1:19.40 (32)	I1-I2: 24.14 (37)	I2-I3: 21.03 (32)	I3-Fin: 19.06 (10)	0.42 1.07 1.63 1.83	48.17	Sp1: 100.10 (30)	Avg.: 94.76
13	BERTHOD Sylviane	SUI	Int1: 14.95 (32)	Int2: 38.72 (21)	Int3: 59.60 (19)	Fin: 1:18.36 (10)	I1-I2: 23.77 (16)	I2-I3: 20.88 (18)	I3-Fin: 18.76 (1)	0.20 0.48 0.89 0.79	21.07	Sp1: 98.34 (44)	Avg.: 96.02
14	CLARK Kirsten L	USA	Int1: 14.94 (28)	Int2: 38.71 (19)	Int3: 59.34 (11)	Fin: 1:18.23 (6)	I1-I2: 23.77 (16)	I2-I3: 20.63 (8)	I3-Fin: 18.89 (3)	0.19 0.47 0.63 0.66	17.63	Sp1: 104.64 (7)	Avg.: 96.18
15	STYGER Nadia	SUI	Int1: 15.01 (38)	Int2: 38.52 (7)	Int3: 59.33 (10)	Fin: 1:18.32 (8)	I1-I2: 23.51 (5)	I2-I3: 20.81 (15)	I3-Fin: 18.99 (6)	0.26 0.28 0.62 0.75	20.01	Sp1: 101.92 (20)	Avg.: 96.07
16	JACQUEMOD Ingrid	FRA	Int1: 14.84 (12)	Int2: 38.56 (10)	Int3: 59.56 (16)	Fin: 1:18.78 (15)	I1-I2: 23.72 (11)	I2-I3: 21.00 (24)	I3-Fin: 19.22 (21)	0.09 0.32 0.85 1.21	32.10	Sp1: 99.59 (34)	Avg.: 95.51
17	MONTILLET Carole	FRA	Int1: 14.94 (28)	Int2: 38.44 (5)	Int3: 59.06 (5)	Fin: 1:17.96 (3)	I1-I2: 23.50 (4)	I2-I3: 20.62 (7)	I3-Fin: 18.90 (4)	0.19 0.20 0.35 0.39	10.46	Sp1: 103.80 (15)	Avg.: 96.51
18	MEISSNITZER Alexandra	AUT	Int1: 15.09 (46)	Int2: 38.93 (32)	Int3: 59.97 (29)	Fin: 1:19.70 (37)	I1-I2: 23.84 (22)	I2-I3: 21.04 (35)	I3-Fin: 19.73 (48)	0.34 0.69 1.26 2.13	55.86	Sp1: 97.36 (47)	Avg.: 94.40
19	LUDLOW Libby	USA	Int1: 15.38 (54)	Int2: 39.55 (50)	Int3: 1:00.65 (48)	Fin: 1:20.20 (49)	I1-I2: 24.17 (41)	I2-I3: 21.10 (41)	I3-Fin: 19.55 (41)	0.63 1.31 1.94 2.63	68.54	Sp1: 96.17 (51)	Avg.: 93.82
20	HAEUSL Regina	GER	Int1: 14.98 (37)	Int2: 38.89 (30)	Int3: 59.81 (24)	Fin: 1:19.04 (21)	I1-I2: 23.91 (26)	I2-I3: 20.92 (22)	I3-Fin: 19.23 (22)	0.23 0.65 1.10 1.47	38.87	Sp1: 100.87 (29)	Avg.: 95.19
21	BORGHI Catherine	SUI	Int1: 14.83 (11)	Int2: 38.85 (25)	Int3: 59.88 (26)	Fin: 1:19.29 (28)	I1-I2: 24.02 (31)	I2-I3: 21.03 (32)	I3-Fin: 19.41 (35)	0.08 0.61 1.17 1.72	45.34	Sp1: 98.84 (41)	Avg.: 94.89
22	BRYDON Emily	CAN	Int1: 14.90 (20)	Int2: 38.71 (19)	Int3: 59.59 (18)	Fin: 1:18.88 (18)	I1-I2: 23.81 (19)	I2-I3: 20.88 (18)	I3-Fin: 19.29 (25)	0.15 0.47 0.88 1.31	34.71	Sp1: 98.59 (43)	Avg.: 95.39
23	VANDERBEEK Kelly	CAN	Int1: 15.03 (42)	Int2: 39.05 (34)	Int3: 1:00.05 (30)	Fin: 1:19.24 (27)	I1-I2: 24.02 (31)	I2-I3: 21.00 (24)	I3-Fin: 19.19 (19)	0.28 0.81 1.34 1.67	44.05	Sp1: 103.80 (15)	Avg.: 94.95



AUDI FIS SKI WORLD CUP 2003/04
5th LADIES DOWNHILL
PERFORMANCE ANALYSIS 2



Number of Competitors: 54

Bib	Name	Nation	Positions			Partials			Difference		Speed		
			Pos.	Time	Rank	Pos.	Time	Rank	Time	Dist(m)	Pos.	km/h	Rank
24	DORFMEISTER Michaela	AUT	Int1: 15.01 (38)	Int2: 38.61 (12)	Int3: 59.00 (3)	Fin: 1:18.06 (4)	I1-I2: 23.60 (6)	I2-I3: 20.39 (2)	I3-Fin: 19.06 (10)	0.26 0.37 0.29 0.49	13.12	Sp1: 104.36 (8)	Avg.: 96.39
25	CECCARELLI Daniela	ITA	Int1: 14.86 (15)	Int2: 38.84 (24)	Int3: 59.68 (20)	Fin: 1:18.71 (14)	I1-I2: 23.98 (28)	I2-I3: 20.84 (17)	I3-Fin: 19.03 (9)	0.11 0.60 0.97 1.14	30.27	Sp1: 102.99 (17)	Avg.: 95.59
26	KILDOW Lindsey C.	USA	Int1: 14.97 (35)	Int2: 38.85 (25)	Int3: 59.23 (7)	Fin: 1:18.22 (5)	I1-I2: 23.88 (24)	I2-I3: 20.38 (1)	I3-Fin: 18.99 (6)	0.22 0.61 0.52 0.65	17.37	Sp1: 108.39 (1)	Avg.: 96.19
27	GERG Hilde	GER	Int1: 14.86 (15)	Int2: 38.30 (3)	Int3: 58.71 (1)	Fin: 1:17.57 (1)	I1-I2: 23.44 (3)	I2-I3: 20.41 (3)	I3-Fin: 18.86 (2)	0.11 0.06 0.00 0.00	0.00	Sp1: 102.18 (18)	Avg.: 97.00
28	KOSTNER Isolde	ITA	Int1: 14.80 (6)	Int2: 38.66 (16)	Int3: 59.29 (8)	Fin: 1:18.26 (7)	I1-I2: 23.86 (23)	I2-I3: 20.63 (8)	I3-Fin: 18.97 (5)	0.05 0.42 0.58 0.69	18.43	Sp1: 104.36 (8)	Avg.: 96.14
29	GOETSCHL Renate	AUT	Int1: 14.93 (24)	Int2: 38.24 (1)	Int3: 58.76 (2)	Fin: 1:17.87 (2)	I1-I2: 23.31 (2)	I2-I3: 20.52 (4)	I3-Fin: 19.11 (15)	0.18 0.00 0.05 0.30	8.05	Sp1: 99.59 (34)	Avg.: 96.62
30	RIESCH Maria	GER	Int1: 14.95 (32)	Int2: 38.61 (12)	Int3: 59.30 (9)	Fin: 1:18.39 (11)	I1-I2: 23.66 (10)	I2-I3: 20.69 (12)	I3-Fin: 19.09 (12)	0.20 0.37 0.59 0.82	21.86	Sp1: 106.92 (4)	Avg.: 95.98
31	ERTL Martina	GER	Int1: 15.01 (38)	Int2: 38.29 (2)	Int3: 59.01 (4)	Fin: 1:18.33 (9)	I1-I2: 23.28 (1)	I2-I3: 20.72 (13)	I3-Fin: 19.32 (30)	0.26 0.05 0.30 0.76	20.28	Sp1: 100.10 (30)	Avg.: 96.06
32	PAERSON Anja	SWE	Int1: 14.78 (5)	Int2: 38.68 (18)	Int3: 59.70 (21)	Fin: 1:19.11 (24)	I1-I2: 23.90 (25)	I2-I3: 21.02 (31)	I3-Fin: 19.41 (35)	0.03 0.44 0.99 1.54	40.69	Sp1: 97.61 (46)	Avg.: 95.11
33	MENDES Jonna	USA	Int1: 14.90 (20)	Int2: 38.90 (31)	Int3: 1:00.35 (43)	Fin: 1:19.74 (39)	I1-I2: 24.00 (30)	I2-I3: 21.45 (50)	I3-Fin: 19.39 (33)	0.15 0.66 1.64 2.17	56.88	Sp1: 104.36 (8)	Avg.: 94.36
34	OBERMOSER Brigitte	AUT	Int1: 14.75 (1)	Int2: 38.47 (6)	Int3: 59.13 (6)	Fin: 1:18.55 (12)	I1-I2: 23.72 (11)	I2-I3: 20.66 (11)	I3-Fin: 19.42 (37)	0.00 0.23 0.42 0.98	26.08	Sp1: 97.85 (45)	Avg.: 95.79
35	LALIVE Caroline	USA	Int1: 14.91 (23)	Int2: 38.56 (10)	Int3: DNF	Fin: DNF	I1-I2: 23.65 (9)	I2-I3:	I3-Fin:	0.16 0.32		Sp1:	Avg.:
36	WIRTH Katja	AUT	Int1: 14.81 (9)	Int2: 38.42 (4)	Int3: 59.84 (25)	Fin: 1:19.21 (26)	I1-I2: 23.61 (7)	I2-I3: 21.42 (48)	I3-Fin: 19.37 (31)	0.06 0.18 1.13 1.64	43.27	Sp1: 101.13 (27)	Avg.: 94.99



AUDI FIS SKI WORLD CUP 2003/04
5th LADIES DOWNHILL
PERFORMANCE ANALYSIS 2



Number of Competitors: 54

Bib	Name	Nation	Positions			Partials			Difference		Speed	
			Pos.	Time	Rank	Pos.	Time	Rank	Time	Dist(m)	Pos.	km/h
37	RUMPFHUBER Ingrid	AUT	Int1: 14.86 (15) Int2: 39.41 (48) Int3: 1:00.47 (47) Fin: 1:19.57 (36)	11-12: 24.55 (52) 12-13: 21.06 (36) 13-Fin: 19.10 (13)	0.11 1.17 1.76 2.00	52.53	Sp1: 99.84 (32) Avg.: 94.56					
38	SCHILD Martina	SUI	Int1: 14.80 (6) Int2: 39.23 (45) Int3: 1:00.30 (40) Fin: 1:19.32 (30)	11-12: 24.43 (50) 12-13: 21.07 (38) 13-Fin: 19.02 (8)	0.05 0.99 1.59 1.75	46.11	Sp1: 99.84 (32) Avg.: 94.86					
39	SUHADOLC Mojca	SLO	Int1: 14.96 (34) Int2: 39.14 (39) Int3: 59.95 (27) Fin: 1:19.49 (34)	11-12: 24.18 (42) 12-13: 20.81 (15) 13-Fin: 19.54 (40)	0.21 0.90 1.24 1.92	50.48	Sp1: 107.80 (2) Avg.: 94.65					
40	PIEREN Tanja	SUI	Int1: 14.97 (35) Int2: 39.23 (45) Int3: 1:00.29 (38) Fin: 1:19.90 (42)	11-12: 24.26 (46) 12-13: 21.06 (36) 13-Fin: 19.61 (43)	0.22 0.99 1.58 2.33	60.95	Sp1: 99.34 (36) Avg.: 94.17					
41	AUFDENBLATTEN Fraenzi	SUI	Int1: 14.80 (6) Int2: 38.53 (8) Int3: 59.53 (14) Fin: 1:18.91 (20)	11-12: 23.73 (13) 12-13: 21.00 (24) 13-Fin: 19.38 (32)	0.05 0.29 0.82 1.34	35.49	Sp1: 96.41 (50) Avg.: 95.35					
42	ALPIGER Ella	SUI	Int1: 14.82 (10) Int2: 39.04 (33) Int3: 1:00.36 (44) Fin: 1:20.36 (50)	11-12: 24.22 (45) 12-13: 21.32 (46) 13-Fin: 20.00 (52)	0.07 0.80 1.65 2.79	72.56	Sp1: 98.84 (41) Avg.: 93.63					
43	SCHNEIDER Tanja	AUT	Int1: 14.93 (24) Int2: 38.75 (22) Int3: 59.75 (22) Fin: 1:18.89 (19)	11-12: 23.82 (20) 12-13: 21.00 (24) 13-Fin: 19.14 (17)	0.18 0.51 1.04 1.32	34.97	Sp1: 99.09 (38) Avg.: 95.37					
44	GIVELET Anne-Laure	FRA	Int1: 14.84 (12) Int2: 39.57 (51) Int3: 1:00.98 (53) Fin: 1:20.91 (52)	11-12: 24.73 (54) 12-13: 21.41 (47) 13-Fin: 19.93 (51)	0.09 1.33 2.27 3.34	86.28	Sp1: 95.70 (53) Avg.: 92.99					
45	STEMMER Stefanie	GER	Int1: 15.03 (42) Int2: 39.18 (40) Int3: 1:00.78 (51) Fin: 1:20.01 (47)	11-12: 24.15 (38) 12-13: 21.60 (53) 13-Fin: 19.23 (22)	0.28 0.94 2.07 2.44	63.74	Sp1: 96.17 (51) Avg.: 94.04					
46	MAJ Chiara	ITA	Int1: 14.93 (24) Int2: 39.08 (36) Int3: 1:00.38 (45) Fin: 1:19.77 (40)	11-12: 24.15 (38) 12-13: 21.30 (44) 13-Fin: 19.39 (33)	0.18 0.84 1.67 2.20	57.64	Sp1: 101.65 (21) Avg.: 94.32					
47	LECHNER Martina	AUT	Int1: 14.76 (2) Int2: 38.88 (29) Int3: 1:00.46 (46) Fin: 1:20.14 (48)	11-12: 24.12 (35) 12-13: 21.58 (51) 13-Fin: 19.68 (46)	0.01 0.64 1.75 2.57	67.02	Sp1: 96.88 (49) Avg.: 93.89					
48	MEILLEUR Karine	FRA	Int1: 14.94 (28) Int2: 38.55 (9) Int3: 59.55 (15) Fin: 1:18.84 (17)	11-12: 23.61 (7) 12-13: 21.00 (24) 13-Fin: 19.29 (25)	0.19 0.31 0.84 1.27	33.67	Sp1: 99.09 (38) Avg.: 95.43					
49	RUIZ CASTILLO Carolina	SPA	Int1: 14.76 (2) Int2: 39.13 (38) Int3: 1:00.16 (35) Fin: 1:19.95 (46)	11-12: 24.37 (49) 12-13: 21.03 (32) 13-Fin: 19.79 (50)	0.01 0.89 1.45 2.38	62.22	Sp1: 101.65 (21) Avg.: 94.11					



AUDI FIS SKI WORLD CUP 2003/04
5th LADIES DOWNHILL
PERFORMANCE ANALYSIS 2



Number of Competitors: 54


Bib	Name	Nation	Positions			Partials			Difference		Speed	
			Pos.	Time	Rank	Pos.	Time	Rank	Time	Dist(m)	Pos.	km/h Rank
50	FLEMMEN Andrine	NOR	Int1: 14.85 (14)	Int2: 38.61 (12)	Int3: 59.56 (16)	Fin: 1:19.13 (25)	I1-I2: 23.76 (15)	I2-I3: 20.95 (23)	I3-Fin: 19.57 (42)	0.10 0.37 0.85 1.56	41.20	Sp1: 101.39 (25) Avg.: 95.08
51	MARCHAND-ARVIER Marie	FRA	Int1: 14.89 (19)	Int2: 38.62 (15)	Int3: 1:00.05 (30)	Fin: 1:19.73 (38)	I1-I2: 23.73 (13)	I2-I3: 21.43 (49)	I3-Fin: 19.68 (46)	0.14 0.38 1.34 2.16	56.62	Sp1: 101.13 (27) Avg.: 94.37
52	RISLER Christina	CAN	Int1: 15.12 (49)	Int2: 39.22 (43)	Int3: 1:00.29 (38)	Fin: 1:19.90 (42)	I1-I2: 24.10 (33)	I2-I3: 21.07 (38)	I3-Fin: 19.61 (43)	0.37 0.98 1.58 2.33	60.95	Sp1: 97.12 (48) Avg.: 94.17
53	DUVILLARD Julie	FRA	Int1: 14.77 (4)	Int2: 38.75 (22)	Int3: 1:00.33 (41)	Fin: 1:19.86 (41)	I1-I2: 23.98 (28)	I2-I3: 21.58 (51)	I3-Fin: 19.53 (39)	0.02 0.51 1.62 2.29	59.93	Sp1: 101.65 (21) Avg.: 94.21
54	SIORPAES Wendy	ITA	Int1: 14.90 (20)	Int2: 38.86 (27)	Int3: 1:00.16 (35)	Fin: 1:19.92 (44)	I1-I2: 23.96 (27)	I2-I3: 21.30 (44)	I3-Fin: 19.76 (49)	0.15 0.62 1.45 2.35	61.46	Sp1: 102.18 (18) Avg.: 94.14

LEGEND

Pos Intermediate or Speed Position **Int1:** Intermediate 1 **Int3:** Intermediate 3 **Sp1:** Speed Trap 1
Avg. Average Speed for the race **Int2:** Intermediate 2 **DNF** Did Not Finish **Fin:** Finish
Dist(m) Distance behind the first



AUDI FIS SKI WORLD CUP



AUDI FIS SKI WORLD CUP 2003/04 AFTER 5th LADIES DOWNHILL DOWNHILL FIS WCSL LIST

Number of Competitors: 63


5 DEC 2003 Lake Louise (CAN)
6 DEC 2003 Lake Louise (CAN)
20 DEC 2003 St. Moritz (SUI)
10 JAN 2004 Veysonnaz (SUI)
17 JAN 2004 Cortina d'Ampezzo (ITA)

Rank	FIS Code	Name	Nation	1	2	3	4	5	Base	- X	+ Y	WCSL-DH
1	55069	GOETSCHL Renate	AUT	20	60	100	100	80	413	229	360	544
2	205117	GERG Hilde	GER	80	45	80	80	100	214	119	385	480
3	195374	MONTILLET Carole	FRA	100	100	36	20	60	349	194	316	471
4	55198	DORFMEISTER Michaela	AUT	13	80	32	80	50	394	219	255	430
5	536138	CLARK Kirsten L	USA	60	18	15	50	40	316	176	183	323
6	55212	MEISSNITZER Alexandra	AUT	36	40	24	40	-	219	122	140	237
7	515409	BERTHOD Sylviane	SUI	50	3	29	36	26	136	76	144	204
8	206001	RIESCH Maria	GER	32	29	60	2	24	115	64	147	198
9	536477	MENDES Jonna	USA	15	22	45	-	-	153	85	82	150
10	515348	BORGHI Catherine	SUI	40	32	9	14	3	114	63	98	149
11	55261	OBERMOSER Brigitte	AUT	11	10	8	16	22	180	100	67	147
12	295136	CECCARELLI Daniela	ITA	45	-	11	9	18	136	76	83	143
13	515098	REY BELLET Corinne	SUI	-	-	-	-	-	310	172	-	138
14	515170	STYGER Nadia	SUI	1	20	50	24	32	20	11	127	136
15	295588	KOSTNER Isolde	ITA	2	24	2	18	36	118	66	82	134
16	195671	JACQUEMOD Ingrid	FRA	1	1	22	22	16	153	85	62	130
17	536473	LALIVE Caroline	USA	26	-	-	45	-	90	50	71	111
17	105546	TURGEON Melanie	CAN	-	-	-	-	-	249	138	-	111
19	105997	BRYDON Emily	CAN	6	50	10	15	13	4	2	94	96
20	205378	ERTL Martina	GER	-	5	-	26	29	67	37	60	90
21	205820	HUBER Isabelle	GER	18	13	16	-	8	73	41	55	87
22	55596	WILHELM Kathrin	AUT	-	15	20	5	20	55	31	60	84
23	537544	KILDOW Lindsey C.	USA	4	16	-	9	45	3	2	74	75
24	205392	HAEUSL Regina	GER	-	7	20	-	10	78	43	37	72
25	55538	WIRTH Katja	AUT	14	1	3	11	5	81	45	34	70
26	515573	AUFDENBLATTEN Fraenzi	SUI	3	11	7	36	11	-	-	68	68
27	295449	KLEON Barbara	ITA	11	40	14	-	1	-	-	66	66
28	295342	PUTZER Karen	ITA	-	-	-	-	-	143	79	-	64
29	195503	SUCHET Melanie	FRA	12	13	7	-	15	36	20	47	63
30	385022	KOSTELIC Janica	CRO	-	-	-	-	-	136	76	-	60
31	55588	RUMPFHUBER Ingrid	AUT	29	26	-	-	-	6	3	55	58
32	55052	SCHNEIDER Tanja	AUT	-	-	26	12	12	3	2	50	51





AUDI FIS SKI WORLD CUP



AUDI FIS SKI WORLD CUP 2003/04 AFTER 5th LADIES DOWNHILL DOWNHILL FIS WCSL LIST

Rank	FIS Code	Name	Nation	5 DEC 2003 Lake Louise (CAN)					Base	- X	+ Y	= WCSL-DH
				1	2	3	4	5				
33	515560	SCHILD Martina	SUI	-	-	40	-	1	20	11	41	50
34	205119	HALTMAYR Petra	GER	-	-	-	29	-	2	1	29	30
35	225206	ALCOTT Chimene	GBR	9	9	-	9	-	-	-	27	27
35	565037	SUHADOLC Mojca	SLO	-	-	-	-	-	60	33	-	27
37	505632	LINDELL-VIKARBY Jessica	SWE	-	-	-	-	-	56	31	-	25
37	195837	MATTEL Magda	FRA	24	-	-	1	-	-	-	25	25
37	106056	SIMARD Genevieve	CAN	-	7	14	4	-	-	-	25	25
40	105662	LEFRANCOIS Anne Marie	CAN	-	14	-	-	9	3	2	23	24
40	195868	MEILLEUR Karine	FRA	-	-	-	-	14	22	12	14	24
42	195920	GIVELET Anne-Laure	FRA	22	-	-	-	-	-	-	22	22
42	537545	MANCUSO Julia	USA	-	-	-	-	2	44	24	2	22
44	425001	FLEMMEN Andrine	NOR	-	-	5	10	6	-	-	21	21
44	55290	HEREGGER Selina	AUT	16	-	-	-	-	11	6	16	21
46	536884	LUDLOW Libby	USA	-	-	-	13	-	16	9	13	20
47	515403	MUELLER Tamara	SUI	-	-	-	-	-	41	23	-	18
47	106402	VANDERBEEK Kelly	CAN	-	-	14	-	4	-	-	18	18
49	515429	DUMERMUTH Monika	SUI	-	-	-	-	-	38	21	-	17
49	505260	HARGIN Janette	SWE	8	-	1	-	-	19	11	9	17
51	515496	IMLIG Corinne	SUI	-	-	-	-	-	35	19	-	16
52	55691	SPONRING Christine	AUT	-	-	-	-	-	32	18	-	14
53	537446	MCCARTY Bryna	USA	5	5	-	-	-	6	3	10	13
54	295533	RECCHIA Lucia	ITA	-	-	-	6	-	14	8	6	12
55	515478	ALPIGER Ella	SUI	7	-	-	3	-	1	1	10	10
56	296217	COLETTI Alexandra	ITA	-	9	-	-	-	-	-	9	9
57	505483	PAERSON Anja	SWE	-	-	-	-	7	-	-	7	7
58	535529	MONAHAN Kathleen	USA	-	-	-	-	-	14	8	-	6
58	536479	POWERS Alison	USA	-	2	-	-	-	8	4	2	6
60	295463	BASSIS Patrizia	ITA	-	-	-	-	-	11	6	-	5
60	55383	BLASER Karin	AUT	-	-	-	-	-	11	6	-	5
62	195311	DUVILLARD Julie	FRA	-	-	4	-	-	-	-	4	4
63	485062	ZELENSKAJA Warwara	RUS	-	-	-	-	-	3	2	-	1





AUDI FIS SKI WORLD CUP



AUDI FIS SKI WORLD CUP 2003/04 AFTER 5th LADIES DOWNHILL DOWNHILL FIS WCSL LIST

Number of Competitors per Nation until 60th position

AUT : 11	CAN : 5	CRO : 1	FRA : 6	GBR : 1	GER : 6
ITA : 7	NOR : 1	SLO : 1	SUI : 10	SWE : 3	USA : 9

LEGEND

Base Last season WCSL points
X (Base / number of planned races in the current season) * number of completed races in the current season
Y WC points won in the current season
WCSL-DH World Cup Start List points for Downhill

17-01-2004 / Cortina d'Ampezzo (ITA) / 6088

Page 3/3

www.fis-ski.com

Generation Date: SAT 17 JAN 2004

Time: 12:01 Swatch Internet Time: @501

Document: 60A 1.0





AUDI FIS SKI WORLD CUP



AUDI FIS SKI WORLD CUP 2003/04 AFTER 5th LADIES DOWNHILL OVERALL FIS WCSL LIST

Number of Competitors: 137

Rank	FIS Code	Name	Nation	WCSL	DH	SL	GS	SG	K
1	505483	PAERSON Anja	SWE	1380	7 (57)	754 (1)	537 (1)	82 (25)	–
2	55069	GOETSCHL Renate	AUT	1159	544 (1)	7 (52)	108 (20)	500 (1)	–
3	205378	ERTL Martina	GER	1103	90 (20)	304 (8)	335 (5)	254 (7)	120 (2)
4	55198	DORFMEISTER Michaela	AUT	1060	430 (4)	–	206 (12)	388 (4)	36 (13)
5	195374	MONTILLET Carole	FRA	970	471 (3)	–	85 (27)	414 (3)	–
6	385022	KOSTELIC Janica	CRO	951	60 (30)	405 (3)	181 (14)	105 (19)	200 (1)
7	205117	GERG Hilde	GER	917	480 (2)	–	7 (48)	430 (2)	–
8	55690	HOSP Nicole	AUT	895	–	389 (4)	426 (2)	–	80 (6)
9	55212	MEISSNITZER Alexandra	AUT	848	237 (6)	–	270 (6)	341 (5)	–
10	536138	CLARK Kirsten L	USA	717	323 (5)	–	111 (18)	265 (6)	18 (19)
11	295342	PUTZER Karen	ITA	610	64 (28)	–	348 (4)	148 (13)	50 (10)
12	185140	POUTIAINEN Tanja	FIN	572	–	341 (5)	231 (9)	–	–
13	206001	RIESCH Maria	GER	521	198 (8)	46 (35)	5 (51)	167 (10)	105 (3)
14	55590	SCHILD Marlies	AUT	514	–	456 (2)	8 (47)	–	50 (10)
15	515268	NEF Sonja	SUI	513	–	245 (11)	268 (7)	–	–
16	505187	OTTOSSON Anna	SWE	393	–	188 (13)	193 (13)	12 (52)	–
17	536473	LALIVE Caroline	USA	388	111 (17)	–	36 (36)	189 (9)	52 (9)
18	55261	OBERMOSER Brigitte	AUT	386	147 (11)	–	74 (31)	143 (14)	22 (17)
19	295445	KARBON Denise	ITA	373	–	3 (56)	370 (3)	–	–
20	536481	SCHLEPER Sarah	USA	358	–	178 (16)	180 (15)	–	–
21	106056	SIMARD Genevieve	CAN	346	25 (37)	–	91 (26)	192 (8)	38 (12)
22	195249	PEQUEGNOT Laure	FRA	340	–	340 (6)	–	–	–
23	195377	PASCAL Christel	FRA	319	–	290 (9)	29 (38)	–	–
24	205636	BERGMANN-SCHMUDERER	GER	317	–	317 (7)	–	–	–
25	535825	KOZNICK Kristina	USA	314	–	246 (10)	68 (34)	–	–
26	295136	CECCARELLI Daniela	ITA	313	143 (12)	–	4 (54)	151 (11)	15 (22)
27	55576	GOERGL Elisabeth	AUT	309	–	151 (19)	158 (16)	–	–
28	515170	STYGER Nadia	SUI	307	136 (14)	–	22 (42)	149 (12)	–
29	515370	OESTER Marlies	SUI	305	–	109 (21)	96 (25)	–	100 (4)
30	295435	GIUS Nicole	ITA	277	–	179 (15)	98 (24)	–	–
31	195671	JACQUEMOD Ingrid	FRA	270	130 (16)	–	–	140 (15)	–
32	495065	RIENDA CONTRERAS M.	SPA	263	–	9 (48)	254 (8)	–	–
33	515573	AUFDENBLATTEN Fraenzi	SUI	260	68 (26)	–	72 (32)	104 (20)	16 (20)
34	536477	MENDES Jonna	USA	251	150 (9)	–	1 (62)	100 (21)	–
35	425001	FLEMMEN Andrine	NOR	250	21 (44)	–	215 (11)	14 (50)	–
36	55539	BERGER Silvia	AUT	245	–	–	110 (19)	135 (16)	–





AUDI FIS SKI WORLD CUP



AUDI FIS SKI WORLD CUP 2003/04 AFTER 5th LADIES DOWNHILL OVERALL FIS WCSL LIST

Number of Competitors: 137

Rank	FIS Code	Name	Nation	WCSL	DH	SL	GS	SG	K
37	515409	BERTHOD Sylviane	SUI	241	204 (7)	–	–	37 (36)	–
38	505084	NOWEN Ylva	SWE	235	–	132 (20)	103 (21)	–	–
39	295588	KOSTNER Isolde	ITA	231	134 (15)	–	–	97 (23)	–
40	515098	REY BELLET Corinne	SUI	229	138 (13)	–	–	91 (24)	–
41	565243	MAZE Tina	SLO	224	–	–	224 (10)	–	–
42	105997	BRYDON Emily	CAN	219	96 (19)	–	–	99 (22)	24 (15)
43	155415	ZAHROBSKA Sarka	CZE	216	–	159 (18)	2 (60)	–	55 (8)
44	195503	SUCHET Melanie	FRA	198	63 (29)	–	–	135 (16)	–
44	55538	WIRTH Katja	AUT	198	70 (25)	–	–	114 (18)	14 (23)
46	515348	BORGHI Catherine	SUI	194	149 (10)	–	–	29 (38)	16 (20)
47	55302	EGGER Sabine	AUT	192	–	192 (12)	–	–	–
48	105546	TURGEON Melanie	CAN	187	111 (17)	–	–	76 (27)	–
49	205115	GERG Annemarie	GER	184	–	183 (14)	1 (62)	–	–
50	537545	MANCUSO Julia	USA	178	22 (42)	12 (47)	3 (56)	60 (29)	81 (5)
51	425051	ROGNMO Trine-bakke	NOR	169	–	169 (17)	–	–	–
52	296259	MOELGG Manuela	ITA	165	–	39 (37)	102 (23)	–	24 (15)
53	105741	FORSYTH Allison	CAN	160	–	3 (56)	157 (17)	–	–
54	295449	KLEON Barbara	ITA	123	66 (27)	–	15 (45)	42 (35)	–
55	55313	ROHREGGER Eveline	AUT	121	–	–	84 (29)	37 (36)	–
56	505632	LINDELL-VIKARBY Jessica	SWE	120	25 (37)	–	26 (41)	8 (58)	61 (7)
57	205820	HUBER Isabelle	GER	110	87 (21)	–	–	23 (42)	–
57	106022	JANYK Britt	CAN	110	–	25 (42)	85 (27)	–	–
59	55052	SCHNEIDER Tanja	AUT	107	51 (32)	–	5 (51)	51 (32)	–
60	355002	HEEB-BATLINER Birgit	LIE	103	–	–	103 (21)	–	–
61	205392	HAEUSL Regina	GER	101	72 (24)	–	–	29 (38)	–
61	55359	TRUPPE Karin	AUT	101	–	101 (22)	–	–	–
63	537772	STIEGLER Resi	USA	98	–	72 (28)	–	–	26 (14)
64	55691	SPONRING Christine	AUT	96	14 (52)	82 (25)	–	–	–
65	385027	FLEISS Nika	CRO	95	–	95 (23)	–	–	–
65	55596	WILHELM Kathrin	AUT	95	84 (22)	–	–	11 (54)	–
67	425458	VIKEN Line	NOR	89	–	89 (24)	–	–	–
68	225206	ALCOTT Chimene	GBR	84	27 (35)	–	6 (49)	51 (32)	–
69	55759	KIRCHGASSER Michaela	AUT	82	–	73 (27)	9 (46)	–	–
69	55339	LECHNER Martina	AUT	82	–	–	–	82 (25)	–
69	565037	SUHADOLC Mojca	SLO	82	27 (35)	–	–	55 (31)	–
72	295265	CERESA Annalisa	ITA	81	–	81 (26)	–	–	–





AUDI FIS SKI WORLD CUP



AUDI FIS SKI WORLD CUP 2003/04 AFTER 5th LADIES DOWNHILL OVERALL FIS WCSL LIST

Number of Competitors: 137

Rank	FIS Code	Name	Nation	WCSL	DH	SL	GS	SG	K
73	296008	MERIGHETTI Daniela	ITA	79	–	9 (48)	70 (33)	–	–
74	536884	LUDLOW Libby	USA	78	20 (46)	–	–	58 (30)	–
75	55588	RUMPFHUBER Ingrid	AUT	77	58 (31)	–	–	19 (45)	–
76	425389	NILSEN Stina Hofgard	NOR	76	–	–	76 (30)	–	–
77	505271	EKMAN Susanne	SWE	75	–	72 (28)	3 (56)	–	–
77	537544	KILDOW Lindsey C.	USA	75	75 (23)	–	–	–	–
79	295533	RECCHIA Lucia	ITA	73	12 (54)	–	–	61 (28)	–
80	195837	MATTEL Magda	FRA	72	25 (37)	–	–	47 (34)	–
81	515560	SCHILD Martina	SUI	68	50 (33)	–	–	18 (46)	–
82	515092	GRUENENFELDER Corina	SUI	63	–	63 (30)	–	–	–
82	705287	ZUZULOVA Veronika	SVK	63	–	63 (30)	–	–	–
84	295738	BACHMANN Silke	ITA	53	–	9 (48)	44 (35)	–	–
84	185058	RAITA Henna	FIN	53	–	53 (32)	–	–	–
86	205119	HALTMAYR Petra	GER	51	30 (34)	–	–	21 (44)	–
87	415069	RIEGLER Claudia	NZE	49	–	49 (33)	–	–	–
87	195215	VIDAL Vanessa	FRA	49	–	49 (33)	–	–	–
89	505610	BORSSEN Therese	SWE	46	–	46 (35)	–	–	–
90	565207	DABIC Lea	SLO	43	–	21 (44)	–	–	22 (17)
90	505260	HARGIN Janette	SWE	43	17 (49)	–	–	26 (40)	–
92	515403	MUELLER Tamara	SUI	42	18 (47)	–	–	24 (41)	–
93	195920	GIVELET Anne-Laure	FRA	40	22 (42)	–	–	18 (46)	–
94	425380	BREMSETH Lisa	NOR	37	–	37 (38)	–	–	–
95	195868	MEILLEUR Karine	FRA	34	24 (40)	–	–	10 (55)	–
96	515095	KUMMER Lilian	SUI	33	–	–	33 (37)	–	–
96	565097	PRETNAR Spela	SLO	33	–	32 (39)	1 (62)	–	–
98	155047	ZAKOURILOVA Petra	CZE	30	–	30 (40)	–	–	–
99	55290	HEREGGER Selina	AUT	29	21 (44)	–	–	8 (58)	–
99	295927	PLANATSCHER Maddalena	ITA	29	–	–	29 (38)	–	–
101	105662	LEFRANCOIS Anne Marie	CAN	28	24 (40)	–	–	4 (61)	–
102	425359	BERNTSEN Hedda	NOR	27	–	27 (41)	–	–	–
102	195931	PELTIER Audrey	FRA	27	–	–	27 (40)	–	–
104	296217	COLETTI Alexandra	ITA	26	9 (56)	–	–	17 (48)	–
104	515429	DUMERMUTH Monika	SUI	26	17 (49)	–	–	9 (56)	–
106	515478	ALPIGER Ella	SUI	25	10 (55)	–	–	15 (49)	–
107	55388	RAICH Carina	AUT	24	–	24 (43)	–	–	–
108	515166	PIEREN Tanja	SUI	23	–	–	–	23 (42)	–





AUDI FIS SKI WORLD CUP



AUDI FIS SKI WORLD CUP 2003/04 AFTER 5th LADIES DOWNHILL OVERALL FIS WCSL LIST

Number of Competitors: 137

Rank	FIS Code	Name	Nation	WCSL	DH	SL	GS	SG	K
109	385032	JELUSIC Ana	CRO	21	–	15 (46)	6 (49)	–	–
110	425443	BIRKELUND Karina	NOR	19	–	19 (45)	–	–	–
111	106402	VANDERBEEK Kelly	CAN	18	18 (47)	–	–	–	–
112	195927	LAZIER Laurence	FRA	17	–	–	17 (43)	–	–
113	565109	DOVZAN Alenka	SLO	16	–	–	16 (44)	–	–
113	515496	IMLIG Corinne	SUI	16	16 (51)	–	–	–	–
115	535529	MONAHAN Kathleen	USA	15	6 (58)	–	–	9 (56)	–
115	495318	RUIZ CASTILLO Carolina	SPA	15	–	–	2 (60)	13 (51)	–
117	295463	BASSIS Patrizia	ITA	13	5 (60)	–	–	8 (58)	–
117	537446	MCCARTY Bryna	USA	13	13 (53)	–	–	–	–
117	485062	ZELENSKAJA Warwara	RUS	13	1 (63)	–	–	12 (52)	–
120	195311	DUVILLARD Julie	FRA	9	4 (62)	–	5 (51)	–	–
120	305287	HIROI Noriyo	JPN	9	–	9 (48)	–	–	–
122	305092	KASHIWAGI Kumiko	JPN	7	–	7 (52)	–	–	–
122	296073	MORANDINI Claudia	ITA	7	–	7 (52)	–	–	–
124	536479	POWERS Alison	USA	6	6 (58)	–	–	–	–
125	55383	BLASER Karin	AUT	5	5 (60)	–	–	–	–
125	565004	BOKAL Natasa	SLO	5	–	5 (55)	–	–	–
127	515534	DICHT Erika	SUI	4	–	–	4 (54)	–	–
128	505335	HULTDIN Malin	SWE	3	–	3 (56)	–	–	–
128	515766	SUTER Fabienne	SUI	3	–	–	3 (56)	–	–
128	295807	VIERIN Sonia	ITA	3	–	–	3 (56)	–	–
131	195912	DE LEYMARIE Florine	FRA	2	–	2 (59)	–	–	–
131	295462	MAJ Chiara	ITA	2	–	–	–	2 (62)	–
133	485217	ALIEVA Olesja	RUS	1	–	–	1 (62)	–	–
133	195193	DUVILLARD Kristina	FRA	1	–	–	1 (62)	–	–
133	495107	GALINDO SANTOLARIA Ana	SPA	1	–	–	1 (62)	–	–
133	195291	PELLAT-FINET Caroline	FRA	1	–	–	1 (62)	–	–
133	295800	TAGLIABUE Elena	ITA	1	–	–	–	1 (63)	–

LEGEND

GS Giant Slalom points **SG** Super-G points **DH** Downhill points **WCSL** Overall points **SL** Slalom points
K Combined points

17-01-2004 / Cortina d'Ampezzo (ITA) / 6088

Page 4/4

www.fis-ski.com

Generation Date: SAT 17 JAN 2004

Time: 12:01 Swatch Internet Time: @501

Document: 60B 1.0





AUDI FIS SKI WORLD CUP



AUDI FIS SKI WORLD CUP 2003/04 5th LADIES DOWNHILL DOWNHILL FIS WORLD CUP STANDINGS


Number of Competitors: 49

Rank	FIS Code	Name	Nation	5 DEC 2003 Lake Louise (CAN)					WC-DH Diff.
				1	2	3	4	5	
1	205117	GERG Hilde	GER	80	45	80	80	100	385
2	55069	GOETSCHL Renate	AUT	20	60	100	100	80	360 - 25
3	195374	MONTILLET Carole	FRA	100	100	36	20	60	316 - 69
4	55198	DORFMEISTER Michaela	AUT	13	80	32	80	50	255 - 130
5	536138	CLARK Kirsten L	USA	60	18	15	50	40	183 - 202
6	206001	RIESCH Maria	GER	32	29	60	2	24	147 - 238
7	515409	BERTHOD Sylviane	SUI	50	3	29	36	26	144 - 241
8	55212	MEISSNITZER Alexandra	AUT	36	40	24	40	-	140 - 245
9	515170	STYGER Nadia	SUI	1	20	50	24	32	127 - 258
10	515348	BORGHI Catherine	SUI	40	32	9	14	3	98 - 287
11	105997	BRYDON Emily	CAN	6	50	10	15	13	94 - 291
12	295136	CECCARELLI Daniela	ITA	45	-	11	9	18	83 - 302
13	295588	KOSTNER Isolde	ITA	2	24	2	18	36	82 - 303
13	536477	MENDES Jonna	USA	15	22	45	-	-	82 - 303
15	537544	KILDOW Lindsey C.	USA	4	16	-	9	45	74 - 311
16	536473	LALIVE Caroline	USA	26	-	-	45	-	71 - 314
17	515573	AUFDENBLATTEN Fraenzi	SUI	3	11	7	36	11	68 - 317
18	55261	OBERMOSER Brigitte	AUT	11	10	8	16	22	67 - 318
19	295449	KLEON Barbara	ITA	11	40	14	-	1	66 - 319
20	195671	JACQUEMOD Ingrid	FRA	1	1	22	22	16	62 - 323
21	205378	ERTL Martina	GER	-	5	-	26	29	60 - 325
21	55596	WILHELM Kathrin	AUT	-	15	20	5	20	60 - 325
23	205820	HUBER Isabelle	GER	18	13	16	-	8	55 - 330
23	55588	RUMPFHUBER Ingrid	AUT	29	26	-	-	-	55 - 330
25	55052	SCHNEIDER Tanja	AUT	-	-	26	12	12	50 - 335
26	195503	SUCHET Melanie	FRA	12	13	7	-	15	47 - 338
27	515560	SCHILD Martina	SUI	-	-	40	-	1	41 - 344
28	205392	HAEUSL Regina	GER	-	7	20	-	10	37 - 348
29	55538	WIRTH Katja	AUT	14	1	3	11	5	34 - 351
30	205119	HALTMAYR Petra	GER	-	-	-	29	-	29 - 356
31	225206	ALCOTT Chimene	GBR	9	9	-	9	-	27 - 358
32	195837	MATTEL Magda	FRA	24	-	-	1	-	25 - 360





AUDI FIS SKI WORLD CUP



AUDI FIS SKI WORLD CUP 2003/04 5th LADIES DOWNHILL DOWNHILL FIS WORLD CUP STANDINGS

Number of Competitors: 49

Rank	FIS Code	Name	Nation	5 DEC 2003 Lake Louise (CAN)					WC-DH	Diff.
				1	2	3	4	5		
32	106056	SIMARD Genevieve	CAN	-	7	14	4	-	25	- 360
34	105662	LEFRANCOIS Anne Marie	CAN	-	14	-	-	9	23	- 362
35	195920	GIVELET Anne-Laure	FRA	22	-	-	-	-	22	- 363
36	425001	FLEMMEN Andrine	NOR	-	-	5	10	6	21	- 364
37	106402	VANDERBEEK Kelly	CAN	-	-	14	-	4	18	- 367
38	55290	HEREGGER Selina	AUT	16	-	-	-	-	16	- 369
39	195868	MEILLEUR Karine	FRA	-	-	-	-	14	14	- 371
40	536884	LUDLOW Libby	USA	-	-	-	13	-	13	- 372
41	515478	ALPIGER Ella	SUI	7	-	-	3	-	10	- 375
41	537446	MCCARTY Bryna	USA	5	5	-	-	-	10	- 375
43	296217	COLETTI Alexandra	ITA	-	9	-	-	-	9	- 376
43	505260	HARGIN Janette	SWE	8	-	1	-	-	9	- 376
45	505483	PAERSON Anja	SWE	-	-	-	-	7	7	- 378
46	295533	RECCHIA Lucia	ITA	-	-	-	6	-	6	- 379
47	195311	DUVILLARD Julie	FRA	-	-	4	-	-	4	- 381
48	537545	MANCUSO Julia	USA	-	-	-	-	2	2	- 383
48	536479	POWERS Alison	USA	-	2	-	-	-	2	- 383

LEGEND

WC-DH World Cup points for Downhill Diff. Points Difference

17-01-2004 / Cortina d'Ampezzo (ITA) / 6088

Page 2/2

www.fis-ski.com

Generation Date: SAT 17 JAN 2004

Time: 12:01 Swatch Internet Time: @501

Document: 25A 1.0





AUDI FIS SKI WORLD CUP



AUDI FIS SKI WORLD CUP 2003/04

5th LADIES DOWNHILL

OVERALL FIS WORLD CUP STANDINGS

Number of Competitors: 102

Rank	FIS Code	Name	Nation	Points	DH	SL	GS	SG	K
					5 races	5 races	4 races	5 races	
1	55069	GOETSCHL Renate	AUT	789	360 (2)	7 (39)	106 (11)	316 (2)	-
2	505483	PAERSON Anja	SWE	788	7 (45)	480 (1)	230 (2)	71 (18)	-
3	205117	GERG Hilde	GER	710	385 (1)	-	-	325 (1)	-
4	195374	MONTILLET Carole	FRA	592	316 (3)	-	54 (20)	222 (4)	-
5	205378	ERTL Martina	GER	577	60 (21)	190 (4)	182 (4)	145 (8)	-
6	55198	DORFMEISTER Michaela	AUT	542	255 (4)	-	48 (22)	239 (3)	-
7	55690	HOSP Nicole	AUT	506	-	246 (2)	260 (1)	-	-
8	55212	MEISSNITZER Alexandra	AUT	460	140 (8)	-	127 (7)	193 (5)	-
9	536138	CLARK Kirsten L	USA	398	183 (5)	-	74 (15)	141 (10)	-
10	206001	RIESCH Maria	GER	340	147 (6)	35 (30)	-	158 (6)	-
11	515170	STYGER Nadia	SUI	290	127 (9)	-	20 (32)	143 (9)	-
12	185140	POUTIAINEN Tanja	FIN	284	-	145 (7)	139 (5)	-	-
13	55590	SCHILD Marlies	AUT	253	-	245 (3)	8 (35)	-	-
14	515268	NEF Sonja	SUI	231	-	143 (8)	88 (12)	-	-
15	55576	GOERGL Elisabeth	AUT	220	-	95 (16)	125 (8)	-	-
16	536473	LALIVE Caroline	USA	212	71 (16)	-	3 (42)	138 (11)	-
17	106056	SIMARD Genevieve	CAN	211	25 (32)	-	39 (24)	147 (7)	-
18	536481	SCHLEPER Sarah	USA	195	-	85 (17)	110 (9)	-	-
19	505187	OTTOSSON Anna	SWE	193	-	105 (11)	88 (12)	-	-
20	515573	AUFDENBLATTEN Fraenzi	SUI	188	68 (17)	-	44 (23)	76 (17)	-
21	205636	BERGMANN-SCHMUDERER	GER	185	-	185 (5)	-	-	-
22	295445	KARBON Denise	ITA	184	-	-	184 (3)	-	-
23	195671	JACQUEMOD Ingrid	FRA	171	62 (20)	-	-	109 (14)	-
24	535825	KOZNICK Kristina	USA	169	-	140 (9)	29 (27)	-	-
24	195503	SUCHET Melanie	FRA	169	47 (26)	-	-	122 (12)	-
26	105997	BRYDON Emily	CAN	164	94 (11)	-	-	70 (19)	-
27	55539	BERGER Silvia	AUT	156	-	-	39 (24)	117 (13)	-
28	515409	BERTHOD Sylviane	SUI	154	144 (7)	-	-	10 (43)	-
29	195249	PEQUEGNOT Laure	FRA	152	-	152 (6)	-	-	-
30	295588	KOSTNER Isolde	ITA	139	82 (13)	-	-	57 (20)	-
31	495065	RIENDA CONTRERAS M.	SPA	136	-	-	136 (6)	-	-
32	55538	WIRTH Katja	AUT	129	34 (29)	-	-	95 (15)	-
33	55261	OBERMOSER Brigitte	AUT	127	67 (18)	-	7 (37)	53 (21)	-
34	295136	CECCARELLI Daniela	ITA	126	83 (12)	-	-	43 (25)	-
35	195377	PASCAL Christel	FRA	123	-	100 (12)	23 (31)	-	-
36	515370	OESTER Marlies	SUI	121	-	48 (25)	73 (16)	-	-





AUDI FIS SKI WORLD CUP



AUDI FIS SKI WORLD CUP 2003/04

5th LADIES DOWNHILL

OVERALL FIS WORLD CUP STANDINGS

Number of Competitors: 102

Rank	FIS Code	Name	Nation	Points	DH	SL	GS	SG	K
					5 races	5 races	4 races	5 races	
37	425001	FLEMMEN Andrine	NOR	120	21 (36)	–	85 (14)	14 (41)	–
38	515348	BORGHI Catherine	SUI	118	98 (10)	–	–	20 (31)	–
38	295449	KLEON Barbara	ITA	118	66 (19)	–	15 (33)	37 (28)	–
40	295435	GIUS Nicole	ITA	114	–	47 (27)	67 (19)	–	–
41	155415	ZAHROBSKA Sarka	CZE	108	–	106 (10)	2 (44)	–	–
42	565243	MAZE Tina	SLO	107	–	–	107 (10)	–	–
43	205115	GERG Annemarie	GER	100	–	100 (12)	–	–	–
44	55302	EGGER Sabine	AUT	96	–	96 (14)	–	–	–
44	425051	ROGNMO Trine-bakke	NOR	96	–	96 (14)	–	–	–
46	536477	MENDES Jonna	USA	88	82 (13)	–	–	6 (46)	–
47	55052	SCHNEIDER Tanja	AUT	85	50 (25)	–	–	35 (29)	–
48	225206	ALCOTT Chimene	GBR	83	27 (31)	–	6 (39)	50 (22)	–
49	55339	LECHNER Martina	AUT	79	–	–	–	79 (16)	–
50	296259	MOELGG Manuela	ITA	76	–	8 (38)	68 (18)	–	–
51	537544	KILDOW Lindsey C.	USA	74	74 (15)	–	–	–	–
52	55588	RUMPFHUBER Ingrid	AUT	73	55 (23)	–	–	18 (33)	–
53	205820	HUBER Isabelle	GER	72	55 (23)	–	–	17 (36)	–
53	195837	MATTEL Magda	FRA	72	25 (32)	–	–	47 (23)	–
53	295342	PUTZER Karen	ITA	72	–	–	72 (17)	–	–
56	55596	WILHELM Kathrin	AUT	69	60 (21)	–	–	9 (44)	–
57	425458	VIKEN Line	NOR	65	–	65 (18)	–	–	–
58	705287	ZUZULOVA Veronika	SVK	63	–	63 (19)	–	–	–
59	55759	KIRCHGASSER Michaela	AUT	62	–	53 (24)	9 (34)	–	–
60	385027	FLEISS Nika	CRO	60	–	60 (20)	–	–	–
60	537772	STIEGLER Resi	USA	60	–	60 (20)	–	–	–
62	515560	SCHILD Martina	SUI	59	41 (27)	–	–	18 (33)	–
63	55691	SPONRING Christine	AUT	58	–	58 (22)	–	–	–
64	55359	TRUPPE Karin	AUT	55	–	55 (23)	–	–	–
65	105741	FORSYTH Allison	CAN	54	–	–	54 (20)	–	–
66	205392	HAEUSL Regina	GER	53	37 (28)	–	–	16 (39)	–
66	536884	LUDLOW Libby	USA	53	13 (40)	–	–	40 (26)	–
68	295533	RECCHIA Lucia	ITA	51	6 (46)	–	–	45 (24)	–
69	205119	HALTMAYR Petra	GER	50	29 (30)	–	–	21 (30)	–
70	537545	MANCUSO Julia	USA	49	2 (48)	4 (42)	3 (42)	40 (26)	–
71	295265	CERESA Annalisa	ITA	48	–	48 (25)	–	–	–
72	505610	BORSSEN Therese	SWE	46	–	46 (28)	–	–	–





AUDI FIS SKI WORLD CUP



AUDI FIS SKI WORLD CUP 2003/04

5th LADIES DOWNHILL

OVERALL FIS WORLD CUP STANDINGS

Number of Competitors: 102

Rank	FIS Code	Name	Nation	Points	DH	SL	GS	SG	K
					5 races	5 races	4 races	5 races	
73	195920	GIVELET Anne-Laure	FRA	39	22 (35)	–	–	17 (36)	–
74	185058	RAITA Henna	FIN	37	–	37 (29)	–	–	–
75	515092	GRUENENFELDER Corina	SUI	33	–	33 (31)	–	–	–
76	296008	MERIGHETTI Daniela	ITA	30	–	–	30 (26)	–	–
77	515095	KUMMER Lilian	SUI	29	–	–	29 (27)	–	–
78	295738	BACHMANN Silke	ITA	28	–	–	28 (29)	–	–
79	505271	EKMAN Susanne	SWE	27	–	27 (32)	–	–	–
79	505260	HARGIN Janette	SWE	27	9 (43)	–	–	18 (33)	–
79	105662	LEFRANCOIS Anne Marie	CAN	27	23 (34)	–	–	4 (47)	–
79	195931	PELTIER Audrey	FRA	27	–	–	27 (30)	–	–
83	296217	COLETTI Alexandra	ITA	26	9 (43)	–	–	17 (36)	–
84	515478	ALPIGER Ella	SUI	25	10 (41)	–	–	15 (40)	–
84	155047	ZAKOURILOVA Petra	CZE	25	–	25 (33)	–	–	–
86	195868	MEILLEUR Karine	FRA	21	14 (39)	–	–	7 (45)	–
87	515166	PIEREN Tanja	SUI	20	–	–	–	20 (31)	–
88	425443	BIRKELUND Karina	NOR	19	–	19 (34)	–	–	–
89	106402	VANDERBEEK Kelly	CAN	18	18 (37)	–	–	–	–
90	55290	HEREGGER Selina	AUT	16	16 (38)	–	–	–	–
91	385032	JELUSIC Ana	CRO	15	–	15 (35)	–	–	–
92	565037	SUHADOLC Mojca	SLO	14	–	–	–	14 (41)	–
93	537446	MCCARTY Bryna	USA	10	10 (41)	–	–	–	–
94	425380	BREMSETH Lisa	NOR	9	–	9 (36)	–	–	–
94	195311	DUVILLARD Julie	FRA	9	4 (47)	–	5 (40)	–	–
94	305287	HIROI Noriyo	JPN	9	–	9 (36)	–	–	–
97	106022	JANYK Britt	CAN	8	–	–	8 (35)	–	–
98	305092	KASHIWAGI Kumiko	JPN	7	–	7 (39)	–	–	–
98	295927	PLANATSCHER Maddalena	ITA	7	–	–	7 (37)	–	–
100	195215	VIDAL Vanessa	FRA	6	–	6 (41)	–	–	–
101	195927	LAZIER Laurence	FRA	5	–	–	5 (40)	–	–
102	536479	POWERS Alison	USA	2	2 (48)	–	–	–	–

LEGEND

GS Giant Slalom points SG Super-G points DH Downhill points Points Overall points SL Slalom points
K Combined points

17-01-2004 / Cortina d'Ampezzo (ITA) / 6088

Page 3/3

www.fis-ski.com

Generation Date: SAT 17 JAN 2004

Time: 12:01 Swatch Internet Time: @501

Document: 25B 1.0





AUDI FIS SKI WORLD CUP



AUDI FIS SKI WORLD CUP 2003/04

5th LADIES DOWNHILL

WOMEN FIS NATION CUP


Number of Nations: 17

Place	Nation	Points	Diff.	DH	SL	GS	SG	K
1	AUT Austria	3775		1037	855	729	1154	-
2	GER Germany	2087	- 1688	713	510	182	682	-
3	FRA France	1386	- 2389	490	258	114	524	-
4	USA United States of America	1310	- 2465	437	289	219	365	-
5	SUI Switzerland	1268	- 2507	488	224	254	302	-
6	SWE Sweden	1081	- 2694	16	658	318	89	-
7	ITA Italy	1019	- 2756	246	103	471	199	-
8	CAN Canada	482	- 3293	160	-	101	221	-
9	FIN Finland	321	- 3454	-	182	139	-	-
10	NOR Norway	309	- 3466	21	189	85	14	-
11	SPA Spain	136	- 3639	-	-	136	-	-
12	CZE Czech Republic	133	- 3642	-	131	2	-	-
13	SLO Slovenia	121	- 3654	-	-	107	14	-
14	GBR Great Britain	83	- 3692	27	-	6	50	-
15	CRO Croatia	75	- 3700	-	75	-	-	-
16	SVK Slovakia	63	- 3712	-	63	-	-	-
17	JPN Japan	16	- 3759	-	16	-	-	-





AUDI FIS SKI WORLD CUP



AUDI FIS SKI WORLD CUP 2003/04 5th LADIES DOWNHILL FIS OVERALL NATION CUP


Number of Nations: 21

Place	Nation	Overall			DH Points			SL Points			GS Points			SG Points			K Points		
		M+W	M	W	M+W	M	W	M+W	M	W	M+W	M	W	M+W	M	W	M+W	M	W
1	AUT	8641	4866	3775	2916	1879	1037	1707	852	855	1766	1037	729	2096	942	1154	156	156	-
2	ITA	2540	1521	1019	427	181	246	586	483	103	1202	731	471	325	126	199	-	-	-
3	FRA	2389	1003	1386	824	334	490	493	235	258	486	372	114	536	12	524	50	50	-
4	USA	2367	1057	1310	706	269	437	449	160	289	589	370	219	523	158	365	100	100	-
5	SUI	2211	943	1268	834	346	488	328	104	224	434	180	254	548	246	302	67	67	-
6	GER	2209	122	2087	742	29	713	597	87	510	182	-	182	688	6	682	-	-	-
7	NOR	1686	1377	309	364	343	21	320	131	189	443	358	85	440	426	14	119	119	-
8	SWE	1596	515	1081	109	93	16	846	188	658	390	72	318	174	85	89	77	77	-
9	FIN	816	495	321	-	-	-	413	231	182	403	264	139	-	-	-	-	-	-
10	CAN	796	314	482	241	81	160	45	45	-	207	106	101	303	82	221	-	-	-
11	SLO	311	190	121	27	27	-	112	112	-	118	11	107	14	-	14	40	40	-
12	CRO	260	185	75	-	-	-	184	109	75	62	62	-	14	14	-	-	-	-
13	CZE	151	18	133	-	-	-	131	-	131	2	-	2	-	-	-	18	18	-
14	SPA	136	-	136	-	-	-	-	-	-	136	-	136	-	-	-	-	-	-
15	GBR	124	41	83	27	-	27	41	41	-	6	-	6	50	-	50	-	-	-
16	LIE	123	123	-	51	51	-	-	-	-	10	10	-	62	62	-	-	-	-
17	JPN	67	51	16	-	-	-	67	51	16	-	-	-	-	-	-	-	-	-
18	SVK	63	-	63	-	-	-	63	-	63	-	-	-	-	-	-	-	-	-
19	RUS	13	13	-	-	-	-	-	-	-	-	-	-	-	-	-	13	13	-
20	AND	12	12	-	-	-	-	-	-	-	-	-	-	-	-	-	12	12	-
21	AUS	10	10	-	3	3	-	-	-	-	-	-	-	7	7	-	-	-	-





AUDI FIS SKI WORLD CUP



AUDI FIS SKI WORLD CUP 2003/04

AFTER 5th LADIES DOWNHILL

MANUFACTURERS STANDINGS WOMEN presented by "DIE PRESSE"

Number of Manufacturers: 9

Place	Manufacturer	Points	Diff.	DH	SL	GS	SG	K
1	SALOMON	2260		535	660	515	550	-
2	VÖLKL	1995	- 265	505	660	405	425	-
3	ROSSIGNOL	1330	- 930	305	145	470	410	-
4	BLIZZARD	470	- 1790	210	-	-	260	-
5	FISCHER	445	- 1815	235	-	60	150	-
6	DYNASTAR	305	- 1955	85	130	50	40	-
7	ATOMIC	200	- 2060	-	200	-	-	-
8	HEAD	180	- 2080	60	40	-	80	-
9	NORDICA	50	- 2210	-	50	-	-	-





AUDI FIS SKI WORLD CUP



AUDI FIS SKI WORLD CUP 2003/04

AFTER 5th LADIES DOWNHILL

MANUFACTURERS STANDINGS OVERALL presented by "DIE PRESSE"

Number of Manufacturers: 10

Place	Manufacturer	Overall			DH Points			SL Points			GS Points			SG Points			K Points		
		M+W	M	W	M+W	M	W	M+W	M	W	M+W	M	W	M+W	M	W	M+W	M	W
1	ATOMIC	3870	3670	200	1555	1555	-	500	300	200	795	795	-	895	895	-	125	125	-
2	SALOMON	2990	730	2260	625	90	535	760	100	660	1055	540	515	550	-	550	-	-	-
3	VÖLKL	2320	325	1995	505	-	505	985	325	660	405	-	405	425	-	425	-	-	-
4	ROSSIGNOL	2010	680	1330	305	-	305	285	140	145	860	390	470	410	-	410	150	150	-
5	DYNASTAR	955	650	305	245	160	85	175	45	130	200	150	50	275	235	40	60	60	-
6	FISCHER	705	260	445	235	-	235	260	260	-	60	-	60	150	-	150	-	-	-
7	BLIZZARD	470	-	470	210	-	210	-	-	-	-	-	-	260	-	260	-	-	-
8	NORDICA	340	290	50	-	-	-	340	290	50	-	-	-	-	-	-	-	-	-
9	HEAD	310	130	180	150	90	60	80	40	40	-	-	-	80	-	80	-	-	-
10	ELAN	40	40	-	-	-	-	-	-	-	-	-	-	-	-	-	40	40	-

