



AUDI FIS SKI WORLD CUP 2003/04
8th LADIES SUPER-G
ALPHABETICAL LIST OF COMPETITORS



Number of Competitors: 27

Nation	FIS Code	Name	FIS Points (March 2004 List)							
			DH		SL		GS		SG	
AUT	55539	BERGER Silvia	35.02	(107)	67.47	(916)	5.33	(18)	4.29	(14)
	55198	DORFMEISTER Michaela	2.61	(4)	45.53	(460)	4.07	(9)	1.50	(3)
	55750	FISCHBACHER Andrea	28.69	(87)	16.70	(90)	20.45	(101)	19.89	(46)
	55576	GOERGL Elisabeth	30.80	(95)	3.87	(7)	3.75	(6)	27.29	(80)
	55069	GOETSCHL Renate	0.00	(1)	29.80	(191)	4.52	(12)	0.00	(1)
	55339	LECHNER Martina	28.68	(86)	67.37	(913)	18.40	(78)	5.02	(17)
	55212	MEISSNITZER Alexandra	4.34	(10)	90.34	(1473)	4.21	(11)	2.77	(5)
	55261	OBERMOSER Brigitte	5.32	(17)	79.90	(1209)	5.99	(30)	4.04	(11)
55538	WIRTH Katja	11.10	(38)	53.74	(630)	21.12	(108)	4.80	(15)	
CAN	105997	BRYDON Emily	4.75	(11)	19.62	(106)	18.96	(82)	5.46	(22)
	106056	SIMARD Genevieve	19.71	(57)	47.66	(511)	5.99	(30)	4.06	(12)
FRA	195671	JACQUEMOD Ingrid	5.39	(19)	146.76	(2697)	22.77	(124)	4.95	(16)
	195374	MONTILLET Carole	1.25	(3)	203.64	(3366)	5.81	(25)	0.35	(2)
	195503	SUCHET Melanie	5.56	(22)	–		31.70	(228)	3.80	(7)
GER	205378	ERTL Martina	5.75	(24)	3.84	(6)	3.93	(7)	3.88	(8)
	205117	GERG Hilde	0.89	(2)	50.15	(551)	29.45	(195)	1.51	(4)
	205119	HALTMAYR Petra	5.54	(21)	64.25	(856)	24.61	(142)	5.65	(25)
	206001	RIESCH Maria	3.70	(6)	4.88	(12)	5.36	(19)	3.12	(6)
ITA	295136	CECCARELLI Daniela	4.75	(11)	95.39	(1575)	31.01	(219)	5.19	(19)
	296729	FANCHINI Nadia	35.44	(108)	26.38	(162)	17.56	(69)	22.34	(51)
	295588	KOSTNER Isolde	3.42	(5)	–		23.89	(132)	5.27	(21)
	295533	RECCHIA Lucia	27.59	(83)	104.71	(1818)	33.91	(260)	5.11	(18)
SUI	515573	AUFDENBLATTEN Fraenzi	4.90	(13)	22.64	(120)	5.42	(20)	5.50	(23)
	515170	STYGER Nadia	4.25	(9)	95.94	(1587)	5.89	(27)	4.03	(10)
SWE	505483	PAERSON Anja	25.77	(79)	0.00	(1)	0.00	(1)	5.19	(19)
USA	536473	LALIVE Caroline	5.35	(18)	49.47	(539)	12.48	(46)	4.02	(9)
	536884	LUDLOW Libby	23.48	(69)	145.73	(2684)	20.34	(99)	5.57	(24)

LEGEND
DH Downhill SL Slalom GS Giant Slalom SG Super-G

**AUDI FIS SKI WORLD CUP 2003/04**

8th LADIES SUPER-G

DRAW LIST BY POINTS

Number of Competitors: 27

No.	FIS Code	Name	Nation	WC-SG	WC-O	FIS-SG
1	55069	GOETSCHL Renate	AUT	431 (1)	1308 (2)	0.00 (1)
2	195374	MONTILLET Carole	FRA	402 (2)	957 (3)	0.35 (2)
3	205117	GERG Hilde	GER	345 (3)	899 (4)	1.51 (4)
4	55198	DORFMEISTER Michaela	AUT	331 (4)	857 (5)	1.50 (3)
5	206001	RIESCH Maria	GER	258 (5)	847 (6)	3.12 (6)
6	55212	MEISSNITZER Alexandra	AUT	238 (6)	645 (8)	2.77 (5)
7	195503	SUCHET Melanie	FRA	207 (7)	345 (20)	3.80 (7)
8	515170	STYGER Nadia	SUI	192 (8)	506 (12)	4.03 (10)
9	536473	LALIVE Caroline	USA	178 (9)	292 (24)	4.02 (9)
10	106056	SIMARD Genevieve	CAN	177 (10)	243 (32)	4.06 (12)
11	205378	ERTL Martina	GER	169 (11)	746 (7)	3.88 (8)
12	55539	BERGER Silvia	AUT	169 (11)	266 (28)	4.29 (13)
13	55261	OBERMOSER Brigitte	AUT	163 (13)	350 (19)	4.04 (11)
14	55538	WIRTH Katja	AUT	131 (15)	174 (41)	4.80 (14)
15	55339	LECHNER Martina	AUT	120 (16)	120 (56)	5.02 (16)
16	+400 505483	PAERSON Anja	SWE	104 (19)	1381 (1)	5.19 (19)
17	+400 295588	KOSTNER Isolde	ITA	89 (20)	449 (14)	5.27 (20)
18	195671	JACQUEMOD Ingrid	FRA	116 (17)	238 (33)	4.95 (15)
19	295533	RECCHIA Lucia	ITA	109 (18)	127 (52)	5.11 (17)
20	105997	BRYDON Emily	CAN	78 (21)	270 (27)	5.46 (21)
21	515573	AUFDENBLATTEN Fraenzi	SUI	76 (22)	376 (16)	5.50 (22)
22	536884	LUDLOW Libby	USA	74 (23)	113 (58)	5.57 (23)
23	205119	HALTMAYR Petra	GER	74 (23)	173 (42)	5.65 (24)
24	295136	CECCARELLI Daniela	ITA	72 (25)	247 (31)	5.19 (18)
25	296729	FANCHINI Nadia	ITA	5 (50)	5 (112)	22.34 (26)
26	+400 55576	GOERGL Elisabeth	AUT	2 (54)	562 (11)	27.29 (27)
27	55750	FISCHBACHER Andrea	AUT	-	-	19.89 (25)

LEGEND

+400 More than 400 points on WC-O after 15th place or after 25th place
WC-SG World Cup points for Super-G
WC-O Overall World Cup points
FIS-SG No. FIS points for Super-G Control Number

11-03-2004 / Sestrières (ITA) / 6194

Page 1/1

Data Processing by SWATCH

www.fis-ski.com

SWATCH Timing

Generation Date: WED 10 MAR 2004

Time: 17:16 Swatch Internet Time: @719

Document: 45A 1.0

**AUDI FIS SKI WORLD CUP 2003/04**

8th LADIES SUPER-G

START LIST

Jury			Technical Data	
TD FIS	E. FRITZ	AUT	Course Name	Kandahar Banchetta G. Nasi
Referee	K. HOCH	FIS	Start Altitude	2436 m
Assistant Referee	J. TISCHHAUSER	FIS	Finish Altitude	1886 m
Chief of Race	M. PONCET	ITA	Vertical Drop	550 m
			Course Length	2080 m
			Homologation Number	7382/01/04

Race Information

Course Setter	A. FÜRBECK	GER		
Number of Gates				
Turning Gates				
Start Time	12:30			
Forerunners	A – F. EISATH	ITA	D – A. ORTLER	ITA
	B – K. PITSCHIELER	ITA	E – A. MAYRL	ITA
	C – M. MARSAGLIA	ITA	F – A. PERAUDDO	ITA

Number of Competitors: 27

Bib	FIS Code	Name	Year of Birth	Nation	Time	Ski
1	55750	FISCHBACHER Andrea	1985	AUT		ATOMIC
2	55576	GOERGL Elisabeth	1981	AUT		VÖLKL
3	296729	FANCHINI Nadia	1986	ITA		DYNASTAR
4	295136	CECCARELLI Daniela	1975	ITA		DYNASTAR
5	205119	HALTMAYR Petra	1975	GER		VÖLKL
6	536884	LUDLOW Libby	1981	USA		SALOMON
7	515573	AUFDENBLATTEN Fraenzi	1981	SUI		SALOMON
8	105997	BRYDON Emily	1980	CAN		SALOMON
9	295533	RECCHIA Lucia	1980	ITA		VÖLKL
10	195671	JACQUEMOD Ingrid	1978	FRA		SALOMON
11	295588	KOSTNER Isolde	1975	ITA		FISCHER
12	505483	PAERSON Anja	1981	SWE		SALOMON
13	55339	LECHNER Martina	1978	AUT		BLIZZARD
14	55538	WIRTH Katja	1980	AUT		BLIZZARD
15	55261	OBERMOSER Brigitte	1976	AUT		BLIZZARD
16	55539	BERGER Silvia	1980	AUT		FISCHER
17	205378	ERTL Martina	1973	GER		ROSSIGNOL
18	106056	SIMARD Genevieve	1980	CAN		ROSSIGNOL
19	536473	LALIVE Caroline	1979	USA		SALOMON
20	515170	STYGER Nadia	1978	SUI		SALOMON

**AUDI FIS SKI WORLD CUP 2003/04**

8th LADIES SUPER-G

START LIST**Number of Competitors: 27**

Bib	FIS Code	Name	Year of Birth	Nation	Time	Ski
21	195503	SUCHET Melanie	1976	FRA	_____	SALOMON
22	55212	MEISSNITZER Alexandra	1973	AUT	_____	VÖLKL
23	206001	RIESCH Maria	1984	GER	_____	HEAD
24	55198	DORFMEISTER Michaela	1973	AUT	_____	BLIZZARD
25	205117	GERG Hilde	1975	GER	_____	VÖLKL
26	195374	MONTILLET Carole	1973	FRA	_____	ROSSIGNOL
27	55069	GOETSCHL Renate	1975	AUT	_____	SALOMON

**AUDI FIS SKI WORLD CUP 2003/04**

8th LADIES SUPER-G

OFFICIAL RESULTS**Jury**

TD FIS	E. FRITZ	AUT
Referee	K. HOCH	FIS
Assistant Referee	J. TISCHHAUSER	FIS
Chief of Race	M. PONCET	ITA

Technical Data

Course Name	Kandahar Banchetta G. Nasi
Start Altitude	2436 m
Finish Altitude	1886 m
Vertical Drop	550 m
Course Length	2080 m
Homologation Number	7382/01/04

Race Information

Course Setter	A. FÜRBECK	GER
Number of Gates	42	
Turning Gates	39	
Start Time	12:30	

Forerunners	A – F. EISATH	ITA	D – A. ORTLER	ITA
	B – K. PITSCHIELER	ITA	E – A. MAYRL	ITA
	C – M. MARSAGLIA	ITA	F – A. PERAUDDO	ITA

Weather: Sunny **Snow:** Hard **Temperature – Start:** –6 °C **Finish:** –5 °C **F-factor:** 980**Number of Competitors: 27**

Rank	Bib	FIS Code	Name	Year of Birth	Nation	Time	Diff.	Race Points	Ski
1	20	515170	STYGER Nadia	1978	SUI	1:25.53		0.00	SALOMON
2	23	206001	RIESCH Maria	1984	GER	1:25.85	0.32	3.67	HEAD
3	24	55198	DORFMEISTER Michaela	1973	AUT	1:25.89	0.36	4.12	BLIZZARD
4	16	55539	BERGER Silvia	1980	AUT	1:26.00	0.47	5.39	FISCHER
5	25	205117	GERG Hilde	1975	GER	1:26.15	0.62	7.10	VÖLKL
6	12	505483	PAERSON Anja	1981	SWE	1:26.17	0.64	7.33	SALOMON
7	27	55069	GOETSCHL Renate	1975	AUT	1:26.25	0.72	8.25	SALOMON
8	15	55261	OBERMOSER Brigitte	1976	AUT	1:26.31	0.78	8.94	BLIZZARD
9	22	55212	MEISSNITZER Alexandra	1973	AUT	1:26.46	0.93	10.66	VÖLKL
10	14	55538	WIRTH Katja	1980	AUT	1:26.48	0.95	10.89	BLIZZARD
11	5	205119	HALTMAYR Petra	1975	GER	1:26.51	0.98	11.23	VÖLKL
12	8	105997	BRYDON Emily	1980	CAN	1:26.52	0.99	11.34	SALOMON
13	2	55576	GOERGL Elisabeth	1981	AUT	1:26.53	1.00	11.46	VÖLKL
14	9	295533	RECCHIA Lucia	1980	ITA	1:26.85	1.32	15.12	VÖLKL
14	4	295136	CECCARELLI Daniela	1975	ITA	1:26.85	1.32	15.12	DYNASTAR
16	26	195374	MONTILLET Carole	1973	FRA	1:26.86	1.33	15.24	ROSSIGNOL

#133 _____

**AUDI FIS SKI WORLD CUP 2003/04**

8th LADIES SUPER-G

OFFICIAL RESULTS

Number of Competitors: 27

Rank	Bib	FIS Code	Name	Year of Birth	Nation	Time	Diff.	Race Points	Ski
17	7	515573	AUFDENBLATTEN Fraenzi	1981	SUI	1:26.97	1.44	16.50	SALOMON
18	6	536884	LUDLOW Libby	1981	USA	1:27.08	1.55	17.76	SALOMON
19	11	295588	KOSTNER Isolde	1975	ITA	1:27.09	1.56	17.87	FISCHER
20	13	55339	LECHNER Martina	1978	AUT	1:27.20	1.67	19.13	BLIZZARD
21	3	296729	FANCHINI Nadia	1986	ITA	1:27.22	1.69	19.36	DYNASTAR
22	21	195503	SUCHET Melanie	1976	FRA	1:27.30	1.77	20.28	SALOMON
23	17	205378	ERTL Martina	1973	GER	1:27.49	1.96	22.46	ROSSIGNOL
24	10	195671	JACQUEMOD Ingrid	1978	FRA	1:27.55	2.02	23.15	SALOMON
25	18	106056	SIMARD Genevieve	1980	CAN	1:27.78	2.25	25.78	ROSSIGNOL
26	19	536473	LALIVE Caroline	1979	USA	1:29.02	3.49	39.99	SALOMON

DID NOT FINISH: 1 competitor

1	55750	FISCHBACHER Andrea	1985	AUT					ATOMIC
---	-------	---------------------------	------	-----	--	--	--	--	--------

Technical Delegate:
E. FRITZ (AUT) #133



AUDI FIS SKI WORLD CUP 2003/04

8th LADIES SUPER-G

PENALTY CALCULATION



Best 10 at Finish

Rank	Bib	FIS Code	Name	Nation	FIS Points	Best 5	Race Points
1	20	515170	STYGER Nadia	SUI	4.03		
2	23	206001	RIESCH Maria	GER	3.12	3.12	3.67
3	24	55198	DORFMEISTER Michaela	AUT	1.50	1.50	4.12
4	16	55539	BERGER Silvia	AUT	4.29		
5	25	205117	GERG Hilde	GER	1.51	1.51	7.10
6	12	505483	PAERSON Anja	SWE	5.19		
7	27	55069	GOETSCHL Renate	AUT	0.00	0.00	8.25
8	15	55261	OBERMOSER Brigitte	AUT	4.04		
9	22	55212	MEISSNITZER Alexandra	AUT	2.77	2.77	10.66
10	14	55538	WIRTH Katja	AUT	4.80		

Best 5 FIS Points at Start

Rank	Bib	FIS Code	Name	Nation	FIS Points
7	27	55069	GOETSCHL Renate	AUT	0.00
16	26	195374	MONTILLET Carole	FRA	0.35
3	24	55198	DORFMEISTER Michaela	AUT	1.50
5	25	205117	GERG Hilde	GER	1.51
9	22	55212	MEISSNITZER Alexandra	AUT	2.77

TOTALS:		
FIS Points of Best 5 at Start (B)	6.13	
FIS Points of Best at Finish in Top 10 (A)		8.90
Race Points of Corresponding Competitors (C)		33.80
Calculated Penalty (A+B-C) : 10 =>	-1.877	
Rounded	-1.88	
Category Adder	0.00	
Correction Value (Z)	3.34	
Calculated Penalty	-5.22	
Penalty Applied	0.00	

Technical Delegate:
E. FRITZ (AUT) #133



AUDI FIS SKI WORLD CUP 2003/04
8th LADIES SUPER-G
PERFORMANCE ANALYSIS 1



Number of Competitors: 26

Rank	Bib	Name	Nation	Positions			Partials			Difference		Speed	
				Pos.	Time	Rank	Pos.	Time	Rank	Time	Dist(m)	Pos.	km/h
1	20	STYGER Nadia	SUI	Int1: 32.31 (2) Int2: 1:02.64 (1) Fin: 1:25.53 (1)	I1-I2: 30.33 (3) I2-Fin: 22.89 (2)	0.09 0.00 0.00				Sp1: 106.75 (7) Avg.: 87.55			
2	23	RIESCH Maria	GER	Int1: 32.46 (6) Int2: 1:02.65 (2) Fin: 1:25.85 (2)	I1-I2: 30.19 (1) I2-Fin: 23.20 (13)	0.24 0.01 0.32		7.75		Sp1: 109.09 (1) Avg.: 87.22			
3	24	DORFMEISTER Michaela	AUT	Int1: 32.50 (8) Int2: 1:02.79 (3) Fin: 1:25.89 (3)	I1-I2: 30.29 (2) I2-Fin: 23.10 (9)	0.28 0.15 0.36		8.72		Sp1: 106.93 (5) Avg.: 87.18			
4	16	BERGER Silvia	AUT	Int1: 32.50 (8) Int2: 1:02.94 (5) Fin: 1:26.00 (4)	I1-I2: 30.44 (5) I2-Fin: 23.06 (7)	0.28 0.30 0.47		11.37		Sp1: 102.36 (21) Avg.: 87.07			
5	25	GERG Hilde	GER	Int1: 32.41 (4) Int2: 1:03.26 (12) Fin: 1:26.15 (5)	I1-I2: 30.85 (16) I2-Fin: 22.89 (2)	0.19 0.62 0.62		14.97		Sp1: 106.22 (9) Avg.: 86.92			
6	12	PAERSON Anja	SWE	Int1: 32.51 (10) Int2: 1:03.09 (7) Fin: 1:26.17 (6)	I1-I2: 30.58 (11) I2-Fin: 23.08 (8)	0.29 0.45 0.64		15.45		Sp1: 106.57 (8) Avg.: 86.90			
7	27	GOETSCHL Renate	AUT	Int1: 32.43 (5) Int2: 1:02.98 (6) Fin: 1:26.25 (7)	I1-I2: 30.55 (8) I2-Fin: 23.27 (14)	0.21 0.34 0.72		17.36		Sp1: 104.85 (15) Avg.: 86.82			
8	15	OBERMOSER Brigitte	AUT	Int1: 32.71 (15) Int2: 1:03.14 (10) Fin: 1:26.31 (8)	I1-I2: 30.43 (4) I2-Fin: 23.17 (11)	0.49 0.50 0.78		18.80		Sp1: 102.20 (22) Avg.: 86.76			
9	22	MEISSNITZER Alexandra	AUT	Int1: 32.46 (6) Int2: 1:03.09 (7) Fin: 1:26.46 (9)	I1-I2: 30.63 (12) I2-Fin: 23.37 (18)	0.24 0.45 0.93		22.37		Sp1: 106.93 (5) Avg.: 86.61			
10	14	WIRTH Katja	AUT	Int1: 32.22 (1) Int2: 1:03.10 (9) Fin: 1:26.48 (10)	I1-I2: 30.88 (19) I2-Fin: 23.38 (19)	0.00 0.46 0.95		22.85		Sp1: 104.85 (15) Avg.: 86.59			
11	5	HALTMAYR Petra	GER	Int1: 32.62 (12) Int2: 1:03.19 (11) Fin: 1:26.51 (11)	I1-I2: 30.57 (10) I2-Fin: 23.32 (15)	0.40 0.55 0.98		23.56		Sp1: 107.46 (3) Avg.: 86.56			
12	8	BRYDON Emily	CAN	Int1: 32.81 (16) Int2: 1:03.37 (13) Fin: 1:26.52 (12)	I1-I2: 30.56 (9) I2-Fin: 23.15 (10)	0.59 0.73 0.99		23.80		Sp1: 105.02 (14) Avg.: 86.55			
13	2	GOERGL Elisabeth	AUT	Int1: 33.14 (24) Int2: 1:03.64 (16) Fin: 1:26.53 (13)	I1-I2: 30.50 (6) I2-Fin: 22.89 (2)	0.92 1.00 1.00		24.04		Sp1: 107.10 (4) Avg.: 86.54			



AUDI FIS SKI WORLD CUP 2003/04
8th LADIES SUPER-G
PERFORMANCE ANALYSIS 1



Number of Competitors: 26

Rank	Bib	Name	Nation	Positions			Partials			Difference		Speed	
				Pos.	Time	Rank	Pos.	Time	Rank	Time	Dist(m)	Pos.	km/h
14	9	RECCHIA Lucia	ITA	Int1: 32.95 (20) Int2: 1:03.80 (21) Fin: 1:26.85 (14)	I1-I2: 30.85 (16) I2-Fin: 23.05 (6)	0.73 1.16 1.32	31.61	Sp1: 105.88 (10) Avg.: 86.22					
14	4	CECCARELLI Daniela	ITA	Int1: 32.84 (17) Int2: 1:03.68 (17) Fin: 1:26.85 (14)	I1-I2: 30.84 (14) I2-Fin: 23.17 (11)	0.62 1.04 1.32	31.61	Sp1: 102.69 (19) Avg.: 86.22					
16	26	MONTILLET Carole	FRA	Int1: 32.70 (14) Int2: 1:03.54 (15) Fin: 1:26.86 (16)	I1-I2: 30.84 (14) I2-Fin: 23.32 (15)	0.48 0.90 1.33	31.85	Sp1: 105.19 (13) Avg.: 86.21					
17	7	AUFDENBLATTEN Fraenzi	SUI	Int1: 33.03 (21) Int2: 1:03.95 (23) Fin: 1:26.97 (17)	I1-I2: 30.92 (20) I2-Fin: 23.02 (5)	0.81 1.31 1.44	34.44	Sp1: 101.09 (25) Avg.: 86.10					
18	6	LUDLOW Libby	USA	Int1: 33.45 (26) Int2: 1:04.45 (25) Fin: 1:27.08 (18)	I1-I2: 31.00 (23) I2-Fin: 22.63 (1)	1.23 1.81 1.55	37.02	Sp1: 100.93 (26) Avg.: 85.99					
19	11	KOSTNER Isolde	ITA	Int1: 32.34 (3) Int2: 1:02.84 (4) Fin: 1:27.09 (19)	I1-I2: 30.50 (6) I2-Fin: 24.25 (26)	0.12 0.20 1.56	37.26	Sp1: 108.90 (2) Avg.: 85.98					
20	13	LECHNER Martina	AUT	Int1: 32.63 (13) Int2: 1:03.50 (14) Fin: 1:27.20 (20)	I1-I2: 30.87 (18) I2-Fin: 23.70 (23)	0.41 0.86 1.67	39.83	Sp1: 105.70 (11) Avg.: 85.87					
21	3	FANCHINI Nadia	ITA	Int1: 33.07 (22) Int2: 1:03.77 (19) Fin: 1:27.22 (21)	I1-I2: 30.70 (13) I2-Fin: 23.45 (20)	0.85 1.13 1.69	40.30	Sp1: 101.72 (23) Avg.: 85.85					
22	21	SUCHET Melanie	FRA	Int1: 32.85 (18) Int2: 1:03.78 (20) Fin: 1:27.30 (22)	I1-I2: 30.93 (21) I2-Fin: 23.52 (21)	0.63 1.14 1.77	42.17	Sp1: 105.36 (12) Avg.: 85.77					
23	17	ERTL Martina	GER	Int1: 32.94 (19) Int2: 1:03.88 (22) Fin: 1:27.49 (23)	I1-I2: 30.94 (22) I2-Fin: 23.61 (22)	0.72 1.24 1.96	46.60	Sp1: 102.69 (19) Avg.: 85.59					
24	10	JACQUEMOD Ingrid	FRA	Int1: 33.10 (23) Int2: 1:04.23 (24) Fin: 1:27.55 (24)	I1-I2: 31.13 (24) I2-Fin: 23.32 (15)	0.88 1.59 2.02	47.99	Sp1: 103.51 (18) Avg.: 85.53					
25	18	SIMARD Genevieve	CAN	Int1: 32.55 (11) Int2: 1:03.75 (18) Fin: 1:27.78 (25)	I1-I2: 31.20 (25) I2-Fin: 24.03 (25)	0.33 1.11 2.25	53.32	Sp1: 104.68 (17) Avg.: 85.30					



AUDI FIS SKI WORLD CUP 2003/04

8th LADIES SUPER-G

PERFORMANCE ANALYSIS 1



Number of Competitors: 26

Rank	Bib	Name	Nation	Positions			Partials			Difference		Speed		
				Pos.	Time	Rank	Pos.	Time	Rank	Time	Dist(m)	Pos.	km/h	Rank
26	19	LALIVE Caroline	USA	Int1:	33.15	(25)	I1-I2:	31.86	(26)	0.93		Sp1:	101.25	(24)
				Int2:	1:05.01	(26)	I2-Fin:	24.01	(24)	2.37				
				Fin:	1:29.02	(26)				3.49	81.55	Avg.:	84.12	

LEGEND

Pos Intermediate or Speed Position **Dist(m)** Distance behind the first **Int2:** Intermediate 2 **Fin:** Finish
Avg. Average Speed for the race **Int1:** Intermediate 1 **Sp1:** Speed Trap 1

11-03-2004 / Sestrières (ITA) / 6194

Page 3/3

Data Processing by SWATCH

www.fis-ski.com

SWATCH Timing

Generation Date: THU 11 MAR 2004

Time: 13:29 Swatch Internet Time: @562

Document: 77A 1.0



AUDI FIS SKI WORLD CUP 2003/04
8th LADIES SUPER-G
PERFORMANCE ANALYSIS 2



Number of Competitors: 27

Bib	Name	Nation	Positions			Partials			Difference		Speed		
			Pos.	Time	Rank	Pos.	Time	Rank	Time	Dist(m)	Pos.	km/h	Rank
1	FISCHBACHER Andrea	AUT	Int1: 32.67 (14) Int2: 1:03.34 (13) Fin: DNF	I1-I2: 30.67 (13) I2-Fin:	0.45 0.70			Sp1: 105.19 (13) Avg.:					
2	GOERGL Elisabeth	AUT	Int1: 33.14 (25) Int2: 1:03.64 (17) Fin: 1:26.53 (13)	I1-I2: 30.50 (6) I2-Fin: 22.89 (2)	0.92 1.00 1.00	24.04	Sp1: 107.10 (4) Avg.: 86.54						
3	FANCHINI Nadia	ITA	Int1: 33.07 (23) Int2: 1:03.77 (20) Fin: 1:27.22 (21)	I1-I2: 30.70 (14) I2-Fin: 23.45 (20)	0.85 1.13 1.69	40.30	Sp1: 101.72 (24) Avg.: 85.85						
4	CECCARELLI Daniela	ITA	Int1: 32.84 (18) Int2: 1:03.68 (18) Fin: 1:26.85 (14)	I1-I2: 30.84 (15) I2-Fin: 23.17 (11)	0.62 1.04 1.32	31.61	Sp1: 102.69 (20) Avg.: 86.22						
5	HALTMAYR Petra	GER	Int1: 32.62 (12) Int2: 1:03.19 (11) Fin: 1:26.51 (11)	I1-I2: 30.57 (10) I2-Fin: 23.32 (15)	0.40 0.55 0.98	23.56	Sp1: 107.46 (3) Avg.: 86.56						
6	LUDLOW Libby	USA	Int1: 33.45 (27) Int2: 1:04.45 (26) Fin: 1:27.08 (18)	I1-I2: 31.00 (24) I2-Fin: 22.63 (1)	1.23 1.81 1.55	37.02	Sp1: 100.93 (27) Avg.: 85.99						
7	AUFDENBLATTEN Fraenzi	SUI	Int1: 33.03 (22) Int2: 1:03.95 (24) Fin: 1:26.97 (17)	I1-I2: 30.92 (21) I2-Fin: 23.02 (5)	0.81 1.31 1.44	34.44	Sp1: 101.09 (26) Avg.: 86.10						
8	BRYDON Emily	CAN	Int1: 32.81 (17) Int2: 1:03.37 (14) Fin: 1:26.52 (12)	I1-I2: 30.56 (9) I2-Fin: 23.15 (10)	0.59 0.73 0.99	23.80	Sp1: 105.02 (15) Avg.: 86.55						
9	RECCHIA Lucia	ITA	Int1: 32.95 (21) Int2: 1:03.80 (22) Fin: 1:26.85 (14)	I1-I2: 30.85 (17) I2-Fin: 23.05 (6)	0.73 1.16 1.32	31.61	Sp1: 105.88 (10) Avg.: 86.22						
10	JACQUEMOD Ingrid	FRA	Int1: 33.10 (24) Int2: 1:04.23 (25) Fin: 1:27.55 (24)	I1-I2: 31.13 (25) I2-Fin: 23.32 (15)	0.88 1.59 2.02	47.99	Sp1: 103.51 (19) Avg.: 85.53						
11	KOSTNER Isolde	ITA	Int1: 32.34 (3) Int2: 1:02.84 (4) Fin: 1:27.09 (19)	I1-I2: 30.50 (6) I2-Fin: 24.25 (26)	0.12 0.20 1.56	37.26	Sp1: 108.90 (2) Avg.: 85.98						
12	PAERSON Anja	SWE	Int1: 32.51 (10) Int2: 1:03.09 (7) Fin: 1:26.17 (6)	I1-I2: 30.58 (11) I2-Fin: 23.08 (8)	0.29 0.45 0.64	15.45	Sp1: 106.57 (8) Avg.: 86.90						
13	LECHNER Martina	AUT	Int1: 32.63 (13) Int2: 1:03.50 (15) Fin: 1:27.20 (20)	I1-I2: 30.87 (19) I2-Fin: 23.70 (23)	0.41 0.86 1.67	39.83	Sp1: 105.70 (11) Avg.: 85.87						



AUDI FIS SKI WORLD CUP 2003/04
8th LADIES SUPER-G
PERFORMANCE ANALYSIS 2



Number of Competitors: 27

Bib	Name	Nation	Positions			Partials			Difference		Speed		
			Pos.	Time	Rank	Pos.	Time	Rank	Time	Dist(m)	Pos.	km/h	Rank
14	WIRTH Katja	AUT	Int1: 32.22 (1) Int2: 1:03.10 (9) Fin: 1:26.48 (10)	I1-I2: 30.88 (20) I2-Fin: 23.38 (19)	0.00 0.46 0.95	22.85	Sp1: 104.85 (16) Avg.: 86.59						
15	OBERMOSER Brigitte	AUT	Int1: 32.71 (16) Int2: 1:03.14 (10) Fin: 1:26.31 (8)	I1-I2: 30.43 (4) I2-Fin: 23.17 (11)	0.49 0.50 0.78	18.80	Sp1: 102.20 (23) Avg.: 86.76						
16	BERGER Silvia	AUT	Int1: 32.50 (8) Int2: 1:02.94 (5) Fin: 1:26.00 (4)	I1-I2: 30.44 (5) I2-Fin: 23.06 (7)	0.28 0.30 0.47	11.37	Sp1: 102.36 (22) Avg.: 87.07						
17	ERTL Martina	GER	Int1: 32.94 (20) Int2: 1:03.88 (23) Fin: 1:27.49 (23)	I1-I2: 30.94 (23) I2-Fin: 23.61 (22)	0.72 1.24 1.96	46.60	Sp1: 102.69 (20) Avg.: 85.59						
18	SIMARD Genevieve	CAN	Int1: 32.55 (11) Int2: 1:03.75 (19) Fin: 1:27.78 (25)	I1-I2: 31.20 (26) I2-Fin: 24.03 (25)	0.33 1.11 2.25	53.32	Sp1: 104.68 (18) Avg.: 85.30						
19	LALIVE Caroline	USA	Int1: 33.15 (26) Int2: 1:05.01 (27) Fin: 1:29.02 (26)	I1-I2: 31.86 (27) I2-Fin: 24.01 (24)	0.93 2.37 3.49	81.55	Sp1: 101.25 (25) Avg.: 84.12						
20	STYGER Nadia	SUI	Int1: 32.31 (2) Int2: 1:02.64 (1) Fin: 1:25.53 (1)	I1-I2: 30.33 (3) I2-Fin: 22.89 (2)	0.09 0.00 0.00	0.00	Sp1: 106.75 (7) Avg.: 87.55						
21	SUCHET Melanie	FRA	Int1: 32.85 (19) Int2: 1:03.78 (21) Fin: 1:27.30 (22)	I1-I2: 30.93 (22) I2-Fin: 23.52 (21)	0.63 1.14 1.77	42.17	Sp1: 105.36 (12) Avg.: 85.77						
22	MEISSNITZER Alexandra	AUT	Int1: 32.46 (6) Int2: 1:03.09 (7) Fin: 1:26.46 (9)	I1-I2: 30.63 (12) I2-Fin: 23.37 (18)	0.24 0.45 0.93	22.37	Sp1: 106.93 (5) Avg.: 86.61						
23	RIESCH Maria	GER	Int1: 32.46 (6) Int2: 1:02.65 (2) Fin: 1:25.85 (2)	I1-I2: 30.19 (1) I2-Fin: 23.20 (13)	0.24 0.01 0.32	7.75	Sp1: 109.09 (1) Avg.: 87.22						
24	DORFMEISTER Michaela	AUT	Int1: 32.50 (8) Int2: 1:02.79 (3) Fin: 1:25.89 (3)	I1-I2: 30.29 (2) I2-Fin: 23.10 (9)	0.28 0.15 0.36	8.72	Sp1: 106.93 (5) Avg.: 87.18						
25	GERG Hilde	GER	Int1: 32.41 (4) Int2: 1:03.26 (12) Fin: 1:26.15 (5)	I1-I2: 30.85 (17) I2-Fin: 22.89 (2)	0.19 0.62 0.62	14.97	Sp1: 106.22 (9) Avg.: 86.92						
26	MONTILLET Carole	FRA	Int1: 32.70 (15) Int2: 1:03.54 (16) Fin: 1:26.86 (16)	I1-I2: 30.84 (15) I2-Fin: 23.32 (15)	0.48 0.90 1.33	31.85	Sp1: 105.19 (13) Avg.: 86.21						

**AUDI FIS SKI WORLD CUP 2003/04**

8th LADIES SUPER-G

PERFORMANCE ANALYSIS 2

Number of Competitors: 27

Bib Name	Nation	Positions			Partials			Difference		Speed		
		Pos.	Time	Rank	Pos.	Time	Rank	Time	Dist(m)	Pos.	km/h	Rank
27 GOETSCHL Renate	AUT	Int1:	32.43	(5)	I1-I2:	30.55	(8)	0.21		Sp1:	104.85	(16)
		Int2:	1:02.98	(6)	I2-Fin:	23.27	(14)	0.34				
		Fin:	1:26.25	(7)				0.72	17.36	Avg.:	86.82	

LEGEND

Pos Intermediate or Speed Position **Dist(m)** Distance behind the first **Int2:** Intermediate 2 **Sp1:** Speed Trap 1
Avg. Average Speed for the race **Int1:** Intermediate 1 **DNF** Did Not Finish **Fin:** Finish

11-03-2004 / Sestrières (ITA) / 6194

Page 3/3

Data Processing by SWATCH

www.fis-ski.com

SWATCH Timing

Generation Date: THU 11 MAR 2004

Time: 13:30 Swatch Internet Time: @562

Document: 77B 1.0



AUDI FIS SKI WORLD CUP



AUDI FIS SKI WORLD CUP 2003/04

AFTER 8th LADIES SUPER-G SUPER-G FIS WCSL LIST

7 DEC 2003 Lake Louise (CAN)
4 JAN 2004 Megève (FRA)
11 JAN 2004 Veysonnaz (SUI)
14 JAN 2004 Cortina d'Ampezzo (ITA)
16 JAN 2004 Cortina d'Ampezzo (ITA)
1 FEB 2004 Haus im Ennstal (AUT)
21 FEB 2004 Åre (SWE)
11 MAR 2004 Sestrières (ITA)

Number of Competitors: 54

Rank	FIS Code	Name	Nation	1	2	3	4	5	6	7	8	Base	- X	+ Y	WCSL-SG
1	55069	GOETSCHL Renate	AUT	100	80	-	36	100	15	100	36	490	490	467	467
2	195374	MONTILLET Carole	FRA	32	50	45	45	50	100	80	-	511	511	402	402
3	55198	DORFMEISTER Michaela	AUT	80	60	80	6	13	60	32	60	398	398	391	391
4	205117	GERG Hilde	GER	60	45	100	60	60	20	-	45	281	281	390	390
5	206001	RIESCH Maria	GER	22	-	20	80	36	100	-	80	24	24	338	338
6	515170	STYGER Nadia	SUI	45	-	32	40	26	13	36	100	15	15	292	292
7	55212	MEISSNITZER Alexandra	AUT	3	100	36	22	32	45	-	29	395	395	267	267
8	55539	BERGER Silvia	AUT	8	24	60	9	16	12	40	50	49	49	219	219
9	195503	SUCHET Melanie	FRA	10	36	10	26	40	40	45	-	36	36	207	207
10	55261	OBERMOSER Brigitte	AUT	-	8	26	14	5	50	60	32	239	239	195	195
11	536473	LALIVE Caroline	USA	16	26	24	50	22	11	29	-	136	136	178	178
12	106056	SIMARD Genevieve	CAN	6	1	40	100	-	18	12	-	120	120	177	177
13	205378	ERTL Martina	GER	29	-	32	4	80	8	16	-	291	291	169	169
14	55538	WIRTH Katja	AUT	26	16	16	36	1	16	20	26	52	52	157	157
15	505483	PAERSON Anja	SWE	-	29	13	11	18	22	11	40	30	30	144	144
16	536138	CLARK Kirsten L	USA	50	40	7	15	29	-	-	-	332	332	141	141
17	295533	RECCHIA Lucia	ITA	7	-	15	1	22	14	50	18	44	44	127	127
18	55339	LECHNER Martina	AUT	40	-	22	8	9	26	15	-	9	9	120	120
19	195671	JACQUEMOD Ingrid	FRA	14	32	50	13	-	7	-	-	83	83	116	116
20	105997	BRYDON Emily	CAN	14	9	14	18	15	7	1	22	77	77	100	100
21	205119	HALTMAYR Petra	GER	10	-	-	3	8	24	29	24	-	-	98	98
22	295136	CECCARELLI Daniela	ITA	-	5	9	29	-	29	-	18	289	289	90	90
23	295588	KOSTNER Isolde	ITA	-	24	2	20	11	32	-	-	106	106	89	89
24	515573	AUFDENBLATTEN Fraenzi	SUI	-	3	12	16	45	-	-	-	75	75	76	76
25	536884	LUDLOW Libby	USA	-	-	18	7	15	10	24	-	48	48	74	74
26	537544	KILDOW Lindsey C.	USA	-	-	-	-	-	40	22	-	-	-	62	62
27	537545	MANCUSO Julia	USA	11	-	-	26	3	-	14	-	53	53	54	54
28	195837	MATTEL Magda	FRA	40	-	5	2	-	5	-	-	-	-	52	52
29	225206	ALCOTT Chimene	GBR	24	14	-	-	12	-	-	-	4	4	50	50





AUDI FIS SKI WORLD CUP



AUDI FIS SKI WORLD CUP 2003/04

AFTER 8th LADIES SUPER-G SUPER-G FIS WCSL LIST

Number of Competitors: 54				7 DEC 2003 Lake Louise (CAN) 4 JAN 2004 Megève (FRA) 11 JAN 2004 Veysonnaz (SUI) 14 JAN 2004 Cortina d'Ampezzo (ITA) 16 JAN 2004 Cortina d'Ampezzo (ITA) 1 FEB 2004 Haus im Ennstal (AUT) 21 FEB 2004 Åre (SWE) 11 MAR 2004 Sestrières (ITA)								Base - X + Y = WCSL-SG			
Rank	FIS Code	Name	Nation	1	2	3	4	5	6	7	8				
30	295449	KLEON Barbara	ITA	2	-	11	-	24	-	-	-	13	13	37	37
31	55052	SCHNEIDER Tanja	AUT	-	6	6	12	11	-	-	-	44	44	35	35
32	425001	FLEMMEN Andrine	NOR	12	2	-	-	-	-	13	-	-	-	27	27
32	205820	HUBER Isabelle	GER	-	13	4	-	-	10	-	-	16	16	27	27
32	515166	PIEREN Tanja	SUI	20	-	-	-	-	1	6	-	7	7	27	27
35	515478	ALPIGER Eila	SUI	15	-	-	-	-	-	8	-	-	-	23	23
35	515560	SCHILD Martina	SUI	-	18	-	-	-	5	-	-	-	-	23	23
35	565037	SUHADOLC Mojca	SLO	-	-	-	10	4	-	9	-	109	109	23	23
38	515348	BORGHI Catherine	SUI	-	20	-	-	-	2	-	-	25	25	22	22
38	55576	GOERGL Elisabeth	AUT	-	-	-	-	-	-	2	20	-	-	22	22
40	505260	HARGIN Janette	SWE	-	11	-	-	7	3	-	-	22	22	21	21
41	55588	RUMPFHUBER Ingrid	AUT	18	-	-	-	-	-	-	-	3	3	18	18
41	106593	SPLAWINSKI Sophie	CAN	-	-	-	-	-	-	18	-	-	-	18	18
43	515409	BERTHOD Sylviane	SUI	4	-	-	6	-	-	7	-	73	73	17	17
43	296217	COLETTI Alexandra	ITA	-	10	1	-	6	-	-	-	-	-	17	17
43	195920	GIVELET Anne-Laure	FRA	5	12	-	-	-	-	-	-	3	3	17	17
46	205392	HAEUSL Regina	GER	-	16	-	-	-	-	-	-	35	35	16	16
47	565243	MAZE Tina	SLO	-	-	-	-	-	-	10	-	-	-	10	10
48	55596	WILHELM Kathrin	AUT	1	-	8	-	-	-	-	-	6	6	9	9
49	195868	MEILLEUR Karine	FRA	-	7	-	-	-	-	-	-	7	7	7	7
50	536477	MENDES Jonna	USA	-	-	4	-	2	-	-	-	251	251	6	6
51	296729	FANCHINI Nadia	ITA	-	-	-	-	-	-	5	-	-	-	5	5
52	505449	BENT Nike	SWE	-	-	-	-	-	-	4	-	-	-	4	4
52	195311	DUVILLARD Julie	FRA	-	-	-	-	-	-	4	-	-	-	4	4
52	105662	LEFRANCOIS Anne Marie	CAN	-	4	-	-	-	-	-	-	-	-	4	4





AUDI FIS SKI WORLD CUP



AUDI FIS SKI WORLD CUP 2003/04 AFTER 8th LADIES SUPER-G SUPER-G FIS WCSL LIST

Number of Competitors per Nation until 60th position

AUT : 11	CAN : 4	FRA : 7	GBR : 1	GER : 6	ITA : 6
NOR : 1	SLO : 2	SUI : 7	SWE : 3	USA : 6	

LEGEND

Base Last season WCSL points
X (Base / number of planned races in the current season) * number of completed races in the current season
Y WC points won in the current season
WCSL-SG World Cup Start List points for Super-G

11-03-2004 / Sestrières (ITA) / 6194

Page 3/3

www.fis-ski.com

Generation Date: THU 11 MAR 2004


Time: 13:30 Swatch Internet Time: @562

Document: 60A 1.0





AUDI FIS SKI WORLD CUP



AUDI FIS SKI WORLD CUP 2003/04 AFTER 8th LADIES SUPER-G OVERALL FIS WCSL LIST

Number of Competitors: 134

Rank	FIS Code	Name	Nation	WCSL	DH	SL	GS	SG	K
1	505483	PAERSON Anja	SWE	1553	17 (42)	785 (1)	607 (1)	144 (15)	–
2	55069	GOETSCHL Renate	AUT	1344	680 (1)	7 (51)	190 (12)	467 (1)	–
3	206001	RIESCH Maria	GER	1035	283 (7)	197 (12)	112 (19)	338 (5)	105 (3)
4	55198	DORFMEISTER Michaela	AUT	992	334 (5)	–	231 (9)	391 (3)	36 (13)
5	195374	MONTILLET Carole	FRA	965	492 (3)	–	71 (25)	402 (2)	–
6	205117	GERG Hilde	GER	946	546 (2)	–	10 (52)	390 (4)	–
7	205378	ERTL Martina	GER	927	72 (26)	322 (6)	244 (7)	169 (13)	120 (2)
8	55690	HOSP Nicole	AUT	716	–	335 (5)	301 (4)	–	80 (6)
9	55212	MEISSNITZER Alexandra	AUT	710	225 (10)	–	218 (11)	267 (7)	–
10	185140	POUTIAINEN Tanja	FIN	639	–	369 (4)	270 (5)	–	–
11	515170	STYGER Nadia	SUI	607	252 (8)	–	63 (27)	292 (6)	–
12	55576	GOERGL Elisabeth	AUT	601	–	318 (7)	261 (6)	22 (38)	–
13	536138	CLARK Kirsten L	USA	483	228 (9)	–	96 (21)	141 (16)	18 (19)
14	295588	KOSTNER Isolde	ITA	449	348 (4)	–	12 (50)	89 (23)	–
15	55590	SCHILD Marlies	AUT	447	–	389 (3)	8 (54)	–	50 (10)
16	55261	OBERMOSER Brigitte	AUT	421	150 (15)	–	54 (30)	195 (10)	22 (17)
17	205636	BERGMANN-SCHMUDERER	GER	418	–	418 (2)	–	–	–
18	505187	OTTOSSON Anna	SWE	408	–	187 (14)	221 (10)	–	–
19	515573	AUFDENBLATTEN Fraenzi	SUI	399	200 (11)	–	107 (20)	76 (24)	16 (20)
20	535825	KOZNICK Kristina	USA	361	–	296 (8)	65 (26)	–	–
21	536473	LALIVE Caroline	USA	352	107 (20)	–	15 (47)	178 (11)	52 (9)
22	515268	NEF Sonja	SUI	348	–	183 (16)	165 (15)	–	–
23	195503	SUCHET Melanie	FRA	345	138 (17)	–	–	207 (9)	–
24	536481	SCHLEPER Sarah	USA	336	–	154 (18)	182 (13)	–	–
25	55539	BERGER Silvia	AUT	334	–	–	115 (18)	219 (8)	–
26	385022	KOSTELIC Janica	CRO	326	–	81 (28)	45 (32)	–	200 (1)
27	495065	RIENDA CONTRERAS M.	SPA	321	–	2 (60)	319 (2)	–	–
28	515409	BERTHOD Sylviane	SUI	317	300 (6)	–	–	17 (43)	–
29	105997	BRYDON Emily	CAN	316	192 (12)	–	–	100 (20)	24 (15)
30	295445	KARBON Denise	ITA	311	–	1 (62)	310 (3)	–	–
31	515370	OESTER Marlies	SUI	294	–	101 (24)	93 (22)	–	100 (4)
31	106056	SIMARD Genevieve	CAN	294	25 (36)	–	54 (30)	177 (12)	38 (12)
33	155415	ZAHROBSKA Sarka	CZE	288	–	231 (10)	2 (66)	–	55 (8)
34	295136	CECCARELLI Daniela	ITA	281	175 (13)	–	1 (67)	90 (22)	15 (22)
35	537544	KILDOW Lindsey C.	USA	265	158 (14)	32 (40)	13 (49)	62 (26)	–
36	565243	MAZE Tina	SLO	251	–	–	241 (8)	10 (47)	–





AUDI FIS SKI WORLD CUP



AUDI FIS SKI WORLD CUP 2003/04

AFTER 8th LADIES SUPER-G OVERALL FIS WCSL LIST


Number of Competitors: 134

Rank	FIS Code	Name	Nation	WCSL	DH	SL	GS	SG	K
37	195249	PEQUEGNOT Laure	FRA	240	–	240 (9)	–	–	–
38	195671	JACQUEMOD Ingrid	FRA	238	122 (19)	–	–	116 (19)	–
39	425001	FLEMMEN Andrine	NOR	228	21 (39)	7 (51)	173 (14)	27 (32)	–
40	55302	EGGER Sabine	AUT	221	–	221 (11)	–	–	–
41	55538	WIRTH Katja	AUT	214	43 (31)	–	–	157 (14)	14 (23)
42	537545	MANCUSO Julia	USA	208	17 (42)	53 (32)	3 (64)	54 (27)	81 (5)
43	205119	HALTMAYR Petra	GER	197	99 (22)	–	–	98 (21)	–
44	705287	ZUZULOVA Veronika	SVK	192	–	192 (13)	–	–	–
45	295342	PUTZER Karen	ITA	191	–	–	141 (17)	–	50 (10)
46	425051	ROGNMO Trine-bakke	NOR	185	–	185 (15)	–	–	–
47	515348	BORGHI Catherine	SUI	179	141 (16)	–	–	22 (38)	16 (20)
48	295435	GIUS Nicole	ITA	173	–	83 (27)	90 (24)	–	–
49	205115	GERG Annemarie	GER	171	–	166 (17)	5 (59)	–	–
50	195377	PASCAL Christel	FRA	163	–	138 (20)	25 (39)	–	–
51	205820	HUBER Isabelle	GER	153	126 (18)	–	–	27 (32)	–
52	296259	MOELGG Manuela	ITA	151	–	36 (39)	91 (23)	–	24 (15)
53	105741	FORSYTH Allison	CAN	149	–	1 (62)	148 (16)	–	–
54	425458	VIKEN Line	NOR	148	–	148 (19)	–	–	–
55	295533	RECCHIA Lucia	ITA	145	18 (40)	–	–	127 (17)	–
56	225206	ALCOTT Chimene	GBR	139	68 (27)	–	21 (43)	50 (29)	–
57	537772	STIEGLER Resi	USA	134	–	108 (23)	–	–	26 (14)
58	505610	BORSSEN Therese	SWE	130	–	126 (21)	4 (61)	–	–
59	295449	KLEON Barbara	ITA	129	77 (24)	–	15 (47)	37 (30)	–
60	385027	FLEISS Nika	CRO	123	–	123 (22)	–	–	–
61	55339	LECHNER Martina	AUT	120	–	–	–	120 (18)	–
62	536884	LUDLOW Libby	USA	113	27 (35)	–	12 (50)	74 (25)	–
63	55759	KIRCHGASSER Michaela	AUT	104	–	95 (26)	9 (53)	–	–
63	537446	MCCARTY Bryna	USA	104	104 (21)	–	–	–	–
65	295265	CERESA Annalisa	ITA	99	–	99 (25)	–	–	–
66	536477	MENDES Jonna	USA	98	92 (23)	–	–	6 (50)	–
67	515560	SCHILD Martina	SUI	97	74 (25)	–	–	23 (35)	–
68	55052	SCHNEIDER Tanja	AUT	95	59 (29)	–	1 (67)	35 (31)	–
69	195837	MATTEL Magda	FRA	77	25 (36)	–	–	52 (28)	–
70	55596	WILHELM Kathrin	AUT	75	66 (28)	–	–	9 (48)	–
71	55588	RUMPFHUBER Ingrid	AUT	73	55 (30)	–	–	18 (41)	–
72	106022	JANYK Britt	CAN	69	–	11 (47)	58 (28)	–	–





AUDI FIS SKI WORLD CUP



AUDI FIS SKI WORLD CUP 2003/04 AFTER 8th LADIES SUPER-G OVERALL FIS WCSL LIST

Number of Competitors: 134

Rank	FIS Code	Name	Nation	WCSL	DH	SL	GS	SG	K
73	295738	BACHMANN Silke	ITA	67	-	11 (47)	56 (29)	-	-
73	505632	LINDELL-VIKARBY Jessica	SWE	67	-	-	6 (56)	-	61 (7)
75	55359	TRUPPE Karin	AUT	64	-	64 (29)	-	-	-
76	515092	GRUENENFELDER Corina	SUI	63	-	63 (30)	-	-	-
76	55691	SPONRING Christine	AUT	63	-	63 (30)	-	-	-
78	205392	HAEUSL Regina	GER	59	43 (31)	-	-	16 (46)	-
79	425443	BIRKELUND Karina	NOR	52	-	52 (33)	-	-	-
79	505271	EKMAN Susanne	SWE	52	-	46 (35)	6 (56)	-	-
79	505084	NOWEN Ylva	SWE	52	-	26 (43)	26 (37)	-	-
82	505260	HARGIN Janette	SWE	51	9 (47)	21 (44)	-	21 (40)	-
83	425380	BREMSETH Lisa	NOR	48	-	48 (34)	-	-	-
84	385032	JELUSIC Ana	CRO	47	-	46 (35)	1 (67)	-	-
85	195215	VIDAL Vanessa	FRA	46	-	46 (35)	-	-	-
86	105662	LEFRANCOIS Anne Marie	CAN	45	41 (33)	-	-	4 (52)	-
87	296008	MERIGHETTI Daniela	ITA	42	-	2 (60)	40 (33)	-	-
88	195920	GIVELET Anne-Laure	FRA	41	24 (38)	-	-	17 (43)	-
89	185058	RAITA Henna	FIN	40	-	40 (38)	-	-	-
89	106593	SPLAWINSKI Sophie	CAN	40	-	-	22 (42)	18 (41)	-
91	425389	NILSEN Stina Hofgard	NOR	37	-	-	37 (34)	-	-
92	195931	PELTIER Audrey	FRA	34	-	-	34 (35)	-	-
92	106402	VANDERBEEK Kelly	CAN	34	34 (34)	-	-	-	-
94	515478	ALPIGER Ella	SUI	33	10 (46)	-	-	23 (35)	-
95	155047	ZAKOURILOVA Petra	CZE	32	-	32 (40)	-	-	-
96	515095	KUMMER Lilian	SUI	30	-	-	30 (36)	-	-
97	305287	HIROI Noriyo	JPN	29	-	29 (42)	-	-	-
98	565037	SUHADOLC Mojca	SLO	28	2 (52)	-	3 (64)	23 (35)	-
99	515166	PIEREN Tanja	SUI	27	-	-	-	27 (32)	-
100	296217	COLETTI Alexandra	ITA	26	9 (47)	-	-	17 (43)	-
100	565207	DABIC Lea	SLO	26	-	4 (57)	-	-	22 (17)
100	355002	HEEB-BATLINER Birgit	LIE	26	-	-	26 (37)	-	-
103	295927	PLANATSCHER Maddalena	ITA	24	-	-	24 (40)	-	-
104	105884	KELLY Gail	CAN	23	-	-	23 (41)	-	-
105	195868	MEILLEUR Karine	FRA	21	14 (45)	-	-	7 (49)	-
105	55313	ROHREGGER Eveline	AUT	21	-	-	21 (43)	-	-
105	355038	WALTER Jessica	LIE	21	-	21 (44)	-	-	-
108	195905	COLOMBAN Emmanuelle	FRA	18	-	-	18 (45)	-	-





AUDI FIS SKI WORLD CUP



AUDI FIS SKI WORLD CUP 2003/04 AFTER 8th LADIES SUPER-G OVERALL FIS WCSL LIST

Number of Competitors: 134

Rank	FIS Code	Name	Nation	WCSL	DH	SL	GS	SG	K
108	296473	SIORPAES Wendy	ITA	18	18 (40)	-	-	-	-
110	55290	HEREGGER Selina	AUT	16	16 (44)	-	-	-	-
110	505760	PIETILAE-HOLMNER Maria	SWE	16	-	-	16 (46)	-	-
112	55388	RAICH Carina	AUT	14	-	14 (46)	-	-	-
113	195311	DUVILLARD Julie	FRA	13	4 (50)	-	5 (59)	4 (52)	-
114	195912	DE LEYMARIE Florine	FRA	11	-	11 (47)	-	-	-
115	415069	RIEGLER Claudia	NZE	10	-	10 (50)	-	-	-
116	195927	LAZIER Laurence	FRA	8	-	-	8 (54)	-	-
117	305092	KASHIWAGI Kumiko	JPN	7	-	7 (51)	-	-	-
118	106527	ACTON Brigitte	CAN	6	-	-	6 (56)	-	-
118	536479	POWERS Alison	USA	6	6 (49)	-	-	-	-
118	565097	PRETNAR Spela	SLO	6	-	6 (54)	-	-	-
121	425359	BERNTSEN Hedda	NOR	5	-	5 (55)	-	-	-
121	296729	FANCHINI Nadia	ITA	5	-	-	-	5 (51)	-
121	296073	MORANDINI Claudia	ITA	5	-	5 (55)	-	-	-
124	505449	BENT Nike	SWE	4	-	-	-	4 (52)	-
124	565109	DOVZAN Alenka	SLO	4	-	-	4 (61)	-	-
124	537230	KELLEY Jessica C	USA	4	-	-	4 (61)	-	-
124	296091	PEZZEDI Emmi	ITA	4	-	4 (57)	-	-	-
128	205872	HILD Ellen	GER	3	3 (51)	-	-	-	-
128	65038	PERSYN Karen	BEL	3	-	3 (59)	-	-	-
130	565004	BOKAL Natasa	SLO	1	-	1 (62)	-	-	-
130	515534	DICHT Erika	SUI	1	-	-	1 (67)	-	-
130	505335	HULTDIN Malin	SWE	1	-	1 (62)	-	-	-
130	515766	SUTER Fabienne	SUI	1	-	-	1 (67)	-	-
130	295807	VIERIN Sonia	ITA	1	-	-	1 (67)	-	-

LEGEND

GS Giant Slalom points **SG** Super-G points **DH** Downhill points **WCSL** Overall points **SL** Slalom points
K Combined points

11-03-2004 / Sestrières (ITA) / 6194

Page 4/4

www.fis-ski.com

Generation Date: THU 11 MAR 2004

Time: 13:30 Swatch Internet Time: @562

Document: 60B 1.0





AUDI FIS SKI WORLD CUP



AUDI FIS SKI WORLD CUP 2003/04 8th LADIES SUPER-G SUPER-G FIS WORLD CUP STANDINGS

7 DEC 2003 Lake Louise (CAN)
4 JAN 2004 Megève (FRA)
11 JAN 2004 Veysonnaz (SUI)
14 JAN 2004 Cortina d'Ampezzo (ITA)
16 JAN 2004 Cortina d'Ampezzo (ITA)
1 FEB 2004 Haus im Ennstal (AUT)
21 FEB 2004 Åre (SWE)
11 MAR 2004 Sestrières (ITA)

Number of Competitors: 54

Rank	FIS Code	Name	Nation	1	2	3	4	5	6	7	8	WC-SG	Diff.
1	55069	GOETSCHL Renate	AUT	100	80	-	36	100	15	100	36	467	
2	195374	MONTILLET Carole	FRA	32	50	45	45	50	100	80	-	402	- 65
3	55198	DORFMEISTER Michaela	AUT	80	60	80	6	13	60	32	60	391	- 76
4	205117	GERG Hilde	GER	60	45	100	60	60	20	-	45	390	- 77
5	206001	RIESCH Maria	GER	22	-	20	80	36	100	-	80	338	- 129
6	515170	STYGER Nadia	SUI	45	-	32	40	26	13	36	100	292	- 175
7	55212	MEISSNITZER Alexandra	AUT	3	100	36	22	32	45	-	29	267	- 200
8	55539	BERGER Silvia	AUT	8	24	60	9	16	12	40	50	219	- 248
9	195503	SUCHET Melanie	FRA	10	36	10	26	40	40	45	-	207	- 260
10	55261	OBERMOSER Brigitte	AUT	-	8	26	14	5	50	60	32	195	- 272
11	536473	LALIVE Caroline	USA	16	26	24	50	22	11	29	-	178	- 289
12	106056	SIMARD Genevieve	CAN	6	1	40	100	-	18	12	-	177	- 290
13	205378	ERTL Martina	GER	29	-	32	4	80	8	16	-	169	- 298
14	55538	WIRTH Katja	AUT	26	16	16	36	1	16	20	26	157	- 310
15	505483	PAERSON Anja	SWE	-	29	13	11	18	22	11	40	144	- 323
16	536138	CLARK Kirsten L	USA	50	40	7	15	29	-	-	-	141	- 326
17	295533	RECCHIA Lucia	ITA	7	-	15	1	22	14	50	18	127	- 340
18	55339	LECHNER Martina	AUT	40	-	22	8	9	26	15	-	120	- 347
19	195671	JACQUEMOD Ingrid	FRA	14	32	50	13	-	7	-	-	116	- 351
20	105997	BRYDON Emily	CAN	14	9	14	18	15	7	1	22	100	- 367
21	205119	HALTMAYR Petra	GER	10	-	-	3	8	24	29	24	98	- 369
22	295136	CECCARELLI Daniela	ITA	-	5	9	29	-	29	-	18	90	- 377
23	295588	KOSTNER Isolde	ITA	-	24	2	20	11	32	-	-	89	- 378
24	515573	AUFDENBLATTEN Fraenzi	SUI	-	3	12	16	45	-	-	-	76	- 391
25	536884	LUDLOW Libby	USA	-	-	18	7	15	10	24	-	74	- 393
26	537544	KILDOW Lindsey C.	USA	-	-	-	-	-	40	22	-	62	- 405
27	537545	MANCUSO Julia	USA	11	-	-	26	3	-	14	-	54	- 413
28	195837	MATTEL Magda	FRA	40	-	5	2	-	5	-	-	52	- 415
29	225206	ALCOTT Chimene	GBR	24	14	-	-	12	-	-	-	50	- 417





AUDI FIS SKI WORLD CUP



AUDI FIS SKI WORLD CUP 2003/04 8th LADIES SUPER-G SUPER-G FIS WORLD CUP STANDINGS

7 DEC 2003 Lake Louise (CAN)
4 JAN 2004 Megève (FRA)
11 JAN 2004 Veysonnaz (SUI)
14 JAN 2004 Cortina d'Ampezzo (ITA)
16 JAN 2004 Cortina d'Ampezzo (ITA)
1 FEB 2004 Haus im Ennstal (AUT)
21 FEB 2004 Åre (SWE)
11 MAR 2004 Sestrières (ITA)

Number of Competitors: 54

Rank	FIS Code	Name	Nation	1	2	3	4	5	6	7	8	WC-SG	Diff.
30	295449	KLEON Barbara	ITA	2	-	11	-	24	-	-	-	37	- 430
31	55052	SCHNEIDER Tanja	AUT	-	6	6	12	11	-	-	-	35	- 432
32	425001	FLEMMEN Andrine	NOR	12	2	-	-	-	-	13	-	27	- 440
32	205820	HUBER Isabelle	GER	-	13	4	-	-	10	-	-	27	- 440
32	515166	PIEREN Tanja	SUI	20	-	-	-	-	1	6	-	27	- 440
35	515478	ALPIGER Eila	SUI	15	-	-	-	-	-	8	-	23	- 444
35	515560	SCHILD Martina	SUI	-	18	-	-	-	5	-	-	23	- 444
35	565037	SUHADOLC Mojca	SLO	-	-	-	10	4	-	9	-	23	- 444
38	515348	BORGHI Catherine	SUI	-	20	-	-	-	2	-	-	22	- 445
38	55576	GOERGL Elisabeth	AUT	-	-	-	-	-	-	2	20	22	- 445
40	505260	HARGIN Janette	SWE	-	11	-	-	7	3	-	-	21	- 446
41	55588	RUMPFHUBER Ingrid	AUT	18	-	-	-	-	-	-	-	18	- 449
41	106593	SPLAWINSKI Sophie	CAN	-	-	-	-	-	-	18	-	18	- 449
43	515409	BERTHOD Sylviane	SUI	4	-	-	6	-	-	7	-	17	- 450
43	296217	COLETTI Alexandra	ITA	-	10	1	-	6	-	-	-	17	- 450
43	195920	GIVELET Anne-Laure	FRA	5	12	-	-	-	-	-	-	17	- 450
46	205392	HAEUSL Regina	GER	-	16	-	-	-	-	-	-	16	- 451
47	565243	MAZE Tina	SLO	-	-	-	-	-	-	10	-	10	- 457
48	55596	WILHELM Kathrin	AUT	1	-	8	-	-	-	-	-	9	- 458
49	195868	MEILLEUR Karine	FRA	-	7	-	-	-	-	-	-	7	- 460
50	536477	MENDES Jonna	USA	-	-	4	-	2	-	-	-	6	- 461
51	296729	FANCHINI Nadia	ITA	-	-	-	-	-	-	5	-	5	- 462
52	505449	BENT Nike	SWE	-	-	-	-	-	-	4	-	4	- 463
52	195311	DUVILLARD Julie	FRA	-	-	-	-	-	-	4	-	4	- 463
52	105662	LEFRANCOIS Anne Marie	CAN	-	4	-	-	-	-	-	-	4	- 463

LEGEND

WC-SG World Cup points for Super-G Diff. Points Difference

11-03-2004 / Sestrières (ITA) / 6194

Page 2/2

www.fis-ski.com

Generation Date: THU 11 MAR 2004


Time: 13:30 Swatch Internet Time: @562

Document: 25A 1.0





AUDI FIS SKI WORLD CUP



AUDI FIS SKI WORLD CUP 2003/04

8th LADIES SUPER-G

OVERALL FIS WORLD CUP STANDINGS


Number of Competitors: 119

Rank	FIS Code	Name	Nation	Points	DH	SL	GS	SG	K
					9 races	9 races	7 races	8 races	
1	505483	PAERSON Anja	SWE	1421	17 (42)	730 (1)	530 (1)	144 (15)	-
2	55069	GOETSCHL Renate	AUT	1344	680 (1)	7 (47)	190 (11)	467 (1)	-
3	195374	MONTILLET Carole	FRA	957	492 (3)	-	63 (25)	402 (2)	-
4	205117	GERG Hilde	GER	944	546 (2)	-	8 (48)	390 (4)	-
5	206001	RIESCH Maria	GER	927	283 (7)	195 (12)	111 (17)	338 (5)	-
6	55198	DORFMEISTER Michaela	AUT	917	334 (5)	-	192 (10)	391 (3)	-
7	205378	ERTL Martina	GER	746	72 (26)	299 (7)	206 (8)	169 (13)	-
8	55212	MEISSNITZER Alexandra	AUT	674	225 (10)	-	182 (12)	267 (7)	-
9	515170	STYGER Nadia	SUI	606	252 (8)	-	62 (26)	292 (6)	-
10	55576	GOERGL Elisabeth	AUT	582	-	307 (5)	253 (5)	22 (38)	-
11	185140	POUTIAINEN Tanja	FIN	577	-	330 (4)	247 (6)	-	-
12	55690	HOSP Nicole	AUT	566	-	306 (6)	260 (4)	-	-
13	536138	CLARK Kirsten L	USA	456	228 (9)	-	87 (20)	141 (16)	-
14	295588	KOSTNER Isolde	ITA	449	348 (4)	-	12 (45)	89 (23)	-
15	205636	BERGMANN-SCHMUDERER	GER	392	-	392 (2)	-	-	-
16	55261	OBERMOSER Brigitte	AUT	382	150 (15)	-	37 (31)	195 (10)	-
17	515573	AUFDENBLATTEN Fraenzi	SUI	376	200 (11)	-	100 (18)	76 (24)	-
18	505187	OTTOSSON Anna	SWE	365	-	170 (14)	195 (9)	-	-
19	55590	SCHILD Marlies	AUT	355	-	347 (3)	8 (48)	-	-
20	195503	SUCHET Melanie	FRA	345	138 (17)	-	-	207 (9)	-
21	535825	KOZNICK Kristina	USA	330	-	275 (8)	55 (27)	-	-
22	515409	BERTHOD Sylviane	SUI	317	300 (6)	-	-	17 (43)	-
23	55539	BERGER Silvia	AUT	316	-	-	97 (19)	219 (8)	-
24	536481	SCHLEPER Sarah	USA	300	-	135 (19)	165 (13)	-	-
25	105997	BRYDON Emily	CAN	292	192 (12)	-	-	100 (20)	-
25	536473	LALIVE Caroline	USA	292	107 (20)	-	7 (50)	178 (11)	-
27	495065	RIENDA CONTRERAS M.	SPA	289	-	-	289 (2)	-	-
28	515268	NEF Sonja	SUI	283	-	163 (16)	120 (16)	-	-
29	295136	CECCARELLI Daniela	ITA	265	175 (13)	-	-	90 (22)	-
29	537544	KILDOW Lindsey C.	USA	265	158 (14)	32 (38)	13 (44)	62 (26)	-
31	295445	KARBON Denise	ITA	263	-	-	263 (3)	-	-
32	106056	SIMARD Genevieve	CAN	243	25 (36)	-	41 (29)	177 (12)	-
33	195671	JACQUEMOD Ingrid	FRA	238	122 (19)	-	-	116 (19)	-
34	565243	MAZE Tina	SLO	222	-	-	212 (7)	10 (47)	-
34	155415	ZAHROBSKA Sarka	CZE	222	-	220 (9)	2 (60)	-	-
36	55302	EGGER Sabine	AUT	202	-	202 (10)	-	-	-





AUDI FIS SKI WORLD CUP



AUDI FIS SKI WORLD CUP 2003/04

8th LADIES SUPER-G

OVERALL FIS WORLD CUP STANDINGS


Number of Competitors: 119

Rank	FIS Code	Name	Nation	Points	DH	SL	GS	SG	K
					9 races	9 races	7 races	8 races	
36	195249	PEQUEGNOT Laure	FRA	202	–	202 (10)	–	–	–
38	55538	WIRTH Katja	AUT	200	43 (31)	–	–	157 (14)	–
39	205119	HALTMAYR Petra	GER	197	99 (22)	–	–	98 (21)	–
40	425001	FLEMMEN Andrine	NOR	195	21 (39)	7 (47)	140 (14)	27 (32)	–
41	705287	ZUZULOVA Veronika	SVK	192	–	192 (13)	–	–	–
42	515370	OESTER Marlies	SUI	176	–	89 (26)	87 (20)	–	–
43	425051	ROGNMO Trine-bakke	NOR	170	–	170 (14)	–	–	–
44	515348	BORGHI Catherine	SUI	163	141 (16)	–	–	22 (38)	–
45	205115	GERG Annemarie	GER	154	–	149 (17)	5 (52)	–	–
46	205820	HUBER Isabelle	GER	153	126 (18)	–	–	27 (32)	–
47	295533	RECCHIA Lucia	ITA	145	18 (40)	–	–	127 (17)	–
48	425458	VIKEN Line	NOR	143	–	143 (18)	–	–	–
49	225206	ALCOTT Chimene	GBR	139	68 (27)	–	21 (38)	50 (29)	–
49	295435	GIUS Nicole	ITA	139	–	57 (28)	82 (23)	–	–
51	505610	BORSSEN Therese	SWE	130	–	126 (20)	4 (56)	–	–
52	295449	KLEON Barbara	ITA	129	77 (24)	–	15 (43)	37 (30)	–
53	537545	MANCUSO Julia	USA	125	17 (42)	51 (32)	3 (58)	54 (27)	–
54	195377	PASCAL Christel	FRA	123	–	100 (23)	23 (35)	–	–
55	105741	FORSYTH Allison	CAN	122	–	–	122 (15)	–	–
56	55339	LECHNER Martina	AUT	120	–	–	–	120 (18)	–
57	385027	FLEISS Nika	CRO	116	–	116 (21)	–	–	–
58	536884	LUDLOW Libby	USA	113	27 (35)	–	12 (45)	74 (25)	–
58	296259	MOELGG Manuela	ITA	113	–	30 (40)	83 (22)	–	–
60	537772	STIEGLER Resi	USA	106	–	106 (22)	–	–	–
61	537446	MCCARTY Bryna	USA	104	104 (21)	–	–	–	–
62	55759	KIRCHGASSER Michaela	AUT	100	–	91 (25)	9 (47)	–	–
63	536477	MENDES Jonna	USA	98	92 (23)	–	–	6 (50)	–
64	515560	SCHILD Martina	SUI	97	74 (25)	–	–	23 (35)	–
65	55052	SCHNEIDER Tanja	AUT	94	59 (29)	–	–	35 (31)	–
66	295265	CERESA Annalisa	ITA	92	–	92 (24)	–	–	–
67	195837	MATTEL Magda	FRA	77	25 (36)	–	–	52 (28)	–
68	55596	WILHELM Kathrin	AUT	75	66 (28)	–	–	9 (48)	–
69	55588	RUMPFHUBER Ingrid	AUT	73	55 (30)	–	–	18 (41)	–
70	295342	PUTZER Karen	ITA	72	–	–	72 (24)	–	–
71	295738	BACHMANN Silke	ITA	61	–	9 (45)	52 (28)	–	–
72	205392	HAEUSL Regina	GER	59	43 (31)	–	–	16 (46)	–





AUDI FIS SKI WORLD CUP



AUDI FIS SKI WORLD CUP 2003/04

8th LADIES SUPER-G

OVERALL FIS WORLD CUP STANDINGS

Number of Competitors: 119

Rank	FIS Code	Name	Nation	Points	DH	SL	GS	SG	K
					9 races	9 races	7 races	8 races	
73	55691	SPONRING Christine	AUT	58	–	58 (27)	–	–	–
74	515092	GRUENENFELDER Corina	SUI	57	–	57 (28)	–	–	–
75	55359	TRUPPE Karin	AUT	55	–	55 (30)	–	–	–
76	425443	BIRKELUND Karina	NOR	52	–	52 (31)	–	–	–
77	505260	HARGIN Janette	SWE	51	9 (47)	21 (42)	–	21 (40)	–
78	385032	JELUSIC Ana	CRO	46	–	46 (33)	–	–	–
79	106022	JANYK Britt	CAN	45	–	6 (50)	39 (30)	–	–
79	105662	LEFRANCOIS Anne Marie	CAN	45	41 (33)	–	–	4 (52)	–
81	425380	BREMSETH Lisa	NOR	42	–	42 (34)	–	–	–
81	505271	EKMAN Susanne	SWE	42	–	37 (35)	5 (52)	–	–
83	195920	GIVELET Anne-Laure	FRA	41	24 (38)	–	–	17 (43)	–
84	106593	SPLAWINSKI Sophie	CAN	40	–	–	22 (37)	18 (41)	–
85	185058	RAITA Henna	FIN	37	–	37 (35)	–	–	–
85	195215	VIDAL Vanessa	FRA	37	–	37 (35)	–	–	–
87	195931	PELTIER Audrey	FRA	34	–	–	34 (32)	–	–
87	106402	VANDERBEEK Kelly	CAN	34	34 (34)	–	–	–	–
89	515478	ALPIGER Ella	SUI	33	10 (46)	–	–	23 (35)	–
90	155047	ZAKOURILOVA Petra	CZE	31	–	31 (39)	–	–	–
91	296008	MERIGHETTI Daniela	ITA	30	–	–	30 (33)	–	–
92	305287	HIROI Noriyo	JPN	29	–	29 (41)	–	–	–
92	515095	KUMMER Lilian	SUI	29	–	–	29 (34)	–	–
94	565037	SUHADOLC Mojca	SLO	28	2 (52)	–	3 (58)	23 (35)	–
95	515166	PIEREN Tanja	SUI	27	–	–	–	27 (32)	–
96	296217	COLETTI Alexandra	ITA	26	9 (47)	–	–	17 (43)	–
97	105884	KELLY Gail	CAN	23	–	–	23 (35)	–	–
98	195868	MEILLEUR Karine	FRA	21	14 (45)	–	–	7 (49)	–
98	355038	WALTER Jessica	LIE	21	–	21 (42)	–	–	–
100	295927	PLANATSCHER Maddalena	ITA	19	–	–	19 (39)	–	–
101	195905	COLOMBAN Emmanuelle	FRA	18	–	–	18 (40)	–	–
101	425389	NILSEN Stina Hofgard	NOR	18	–	–	18 (40)	–	–
101	296473	SIORPAES Wendy	ITA	18	18 (40)	–	–	–	–
104	55290	HEREGGER Selina	AUT	16	16 (44)	–	–	–	–
104	505760	PIETILAE-HOLMNER Maria	SWE	16	–	–	16 (42)	–	–
106	195311	DUVILLARD Julie	FRA	13	4 (50)	–	5 (52)	4 (52)	–
107	195912	DE LEYMARIE Florine	FRA	11	–	11 (44)	–	–	–
108	55388	RAICH Carina	AUT	9	–	9 (45)	–	–	–





AUDI FIS SKI WORLD CUP



AUDI FIS SKI WORLD CUP 2003/04

8th LADIES SUPER-G

OVERALL FIS WORLD CUP STANDINGS

Number of Competitors: 119

Rank	FIS Code	Name	Nation	Points	DH	SL	GS	SG	K
					9 races	9 races	7 races	8 races	
109	305092	KASHIWAGI Kumiko	JPN	7	–	7 (47)	–	–	–
110	106527	ACTON Brigitte	CAN	6	–	–	6 (51)	–	–
110	536479	POWERS Alison	USA	6	6 (49)	–	–	–	–
112	296729	FANCHINI Nadia	ITA	5	–	–	–	5 (51)	–
112	195927	LAZIER Laurence	FRA	5	–	–	5 (52)	–	–
114	505449	BENT Nike	SWE	4	–	–	–	4 (52)	–
114	537230	KELLEY Jessica C	USA	4	–	–	4 (56)	–	–
114	296073	MORANDINI Claudia	ITA	4	–	4 (51)	–	–	–
114	296091	PEZZEDI Emmi	ITA	4	–	4 (51)	–	–	–
118	205872	HILD Ellen	GER	3	3 (51)	–	–	–	–
118	65038	PERSYN Karen	BEL	3	–	3 (53)	–	–	–

LEGEND

GS Giant Slalom points **SG** Super-G points **DH** Downhill points **Points** Overall points **SL** Slalom points
K Combined points

11-03-2004 / Sestrières (ITA) / 6194

Page 4/4

www.fis-ski.com

Generation Date: THU 11 MAR 2004


Time: 13:30 Swatch Internet Time: @562

Document: 25B 1.0





AUDI FIS SKI WORLD CUP



AUDI FIS SKI WORLD CUP 2003/04

8th LADIES SUPER-G

WOMEN FIS NATION CUP

Number of Nations: 19

Place	Nation	Points	Diff.	DH	SL	GS	SG	K
1	AUT Austria	6138		1628	1382	1228	1900	-
2	GER Germany	3575	- 2563	1172	1035	330	1038	-
3	USA United States of America	2199	- 3939	739	599	346	515	-
4	SUI Switzerland	2164	- 3974	977	309	398	480	-
5	FRA France	2122	- 4016	819	350	148	805	-
6	SWE Sweden	2029	- 4109	26	1084	750	169	-
7	ITA Italy	1834	- 4304	645	196	628	365	-
8	CAN Canada	850	- 5288	292	6	253	299	-
9	NOR Norway	620	- 5518	21	414	158	27	-
10	FIN Finland	614	- 5524	-	367	247	-	-
11	SPA Spain	289	- 5849	-	-	289	-	-
12	CZE Czech Republic	253	- 5885	-	251	2	-	-
13	SLO Slovenia	250	- 5888	2	-	215	33	-
14	SVK Slovakia	192	- 5946	-	192	-	-	-
15	CRO Croatia	162	- 5976	-	162	-	-	-
16	GBR Great Britain	139	- 5999	68	-	21	50	-
17	JPN Japan	36	- 6102	-	36	-	-	-
18	LIE Liechtenstein	21	- 6117	-	21	-	-	-
19	BEL Belgium	3	- 6135	-	3	-	-	-





AUDI FIS SKI WORLD CUP



AUDI FIS SKI WORLD CUP 2003/04 8th LADIES SUPER-G FIS OVERALL NATION CUP

Number of Nations: 22

Place	Nation	Overall			DH Points			SL Points			GS Points			SG Points			K Points		
		M+W	M	W	M+W	M	W	M+W	M	W	M+W	M	W	M+W	M	W	M+W	M	W
1	AUT	16563	10425	6138	5873	4245	1628	3496	2114	1382	2652	1424	1228	4223	2323	1900	319	319	-
2	SUI	4804	2640	2164	2217	1240	977	533	224	309	613	215	398	1229	749	480	212	212	-
3	ITA	4793	2959	1834	1281	636	645	1185	989	196	1688	1060	628	610	245	365	29	29	-
4	USA	4703	2504	2199	1546	807	739	1130	531	599	870	524	346	957	442	515	200	200	-
5	GER	3901	326	3575	1223	51	1172	1273	238	1035	348	18	330	1057	19	1038	-	-	-
6	FRA	3780	1658	2122	1401	582	819	743	393	350	634	486	148	912	107	805	90	90	-
7	NOR	3128	2508	620	645	624	21	936	522	414	617	459	158	699	672	27	231	231	-
8	SWE	2919	890	2029	196	170	26	1427	343	1084	882	132	750	323	154	169	91	91	-
9	FIN	1590	976	614	-	-	-	914	547	367	676	429	247	-	-	-	-	-	-
10	CAN	1491	641	850	400	108	292	273	267	6	409	156	253	409	110	299	-	-	-
11	SLO	776	526	250	29	27	2	423	423	-	251	36	215	33	-	33	40	40	-
12	CRO	433	271	162	-	-	-	357	195	162	62	62	-	14	14	-	-	-	-
13	CZE	295	42	253	-	-	-	251	-	251	2	-	2	-	-	-	42	42	-
14	SPA	289	-	289	-	-	-	-	-	-	289	-	289	-	-	-	-	-	-
15	GBR	225	86	139	68	-	68	86	86	-	21	-	21	50	-	50	-	-	-
16	LIE	211	190	21	83	83	-	36	15	21	10	10	-	82	82	-	-	-	-
17	JPN	207	171	36	-	-	-	207	171	36	-	-	-	-	-	-	-	-	-
18	SVK	192	-	192	-	-	-	192	-	192	-	-	-	-	-	-	-	-	-
19	RUS	26	26	-	-	-	-	-	-	-	-	-	-	-	-	-	26	26	-
20	AND	12	12	-	-	-	-	-	-	-	-	-	-	-	-	-	12	12	-
21	AUS	10	10	-	3	3	-	-	-	-	-	-	-	7	7	-	-	-	-
22	BEL	3	-	3	-	-	-	3	-	3	-	-	-	-	-	-	-	-	-





AUDI FIS SKI WORLD CUP



AUDI FIS SKI WORLD CUP 2003/04

AFTER 8th LADIES SUPER-G

MANUFACTURERS STANDINGS WOMEN presented by "DIE PRESSE"

Number of Manufacturers: 9

Place	Manufacturer	Points	Diff.	DH	SL	GS	SG	K
1	SALOMON	3910		1200	910	925	875	-
2	VÖLKL	2785	- 1125	605	1150	465	565	-
3	ROSSIGNOL	2500	- 1410	515	540	815	630	-
4	BLIZZARD	880	- 3030	260	-	130	490	-
5	HEAD	840	- 3070	160	325	95	260	-
6	FISCHER	820	- 3090	520	-	60	240	-
7	DYNASTAR	520	- 3390	175	170	135	40	-
8	ATOMIC	280	- 3630	-	280	-	-	-
9	NORDICA	50	- 3860	-	50	-	-	-





AUDI FIS SKI WORLD CUP



AUDI FIS SKI WORLD CUP 2003/04

AFTER 8th LADIES SUPER-G

MANUFACTURERS STANDINGS OVERALL presented by "DIE PRESSE"

Number of Manufacturers: 11

Place	Manufacturer	Overall			DH Points			SL Points			GS Points			SG Points			K Points		
		M+W	M	W	M+W	M	W	M+W	M	W	M+W	M	W	M+W	M	W	M+W	M	W
1	ATOMIC	8125	7845	280	3400	3400	-	1210	930	280	1095	1095	-	2165	2165	-	255	255	-
2	SALOMON	5655	1745	3910	1580	380	1200	1410	500	910	1650	725	925	1015	140	875	-	-	-
3	ROSSIGNOL	4135	1635	2500	555	40	515	1170	630	540	1445	630	815	675	45	630	290	290	-
4	VÖLKL	3150	365	2785	605	-	605	1515	365	1150	465	-	465	565	-	565	-	-	-
5	FISCHER	1910	1090	820	660	140	520	905	905	-	60	-	60	240	-	240	45	45	-
6	DYNASTAR	1420	900	520	435	260	175	215	45	170	330	195	135	320	280	40	120	120	-
7	HEAD	1210	370	840	405	245	160	410	85	325	95	-	95	300	40	260	-	-	-
8	BLIZZARD	880	-	880	260	-	260	-	-	-	130	-	130	490	-	490	-	-	-
9	NORDICA	420	370	50	-	-	-	420	370	50	-	-	-	-	-	-	-	-	-
10	STÖCKLI	150	150	-	150	150	-	-	-	-	-	-	-	-	-	-	-	-	-
11	ELAN	40	40	-	-	-	-	-	-	-	-	-	-	-	-	-	40	40	-

