



AUDI FIS SKI WORLD CUP 2003/04
10th LADIES SLALOM
ALPHABETICAL LIST OF COMPETITORS



Number of Competitors: 24

Nation	FIS Code	Name	FIS Points (March 2004 List)			
			DH	SL	GS	SG
AUT	55302	EGGER Sabine	382.57 (1479)	4.68 (11)	32.68 (238)	231.71 (1993)
	55576	GOERGL Elisabeth	30.80 (95)	3.87 (7)	3.75 (6)	27.29 (80)
	55069	GOETSCHL Renate	0.00 (1)	29.80 (191)	4.52 (12)	0.00 (1)
	55590	SCHILD Marlies	50.42 (163)	3.29 (3)	18.85 (80)	72.48 (461)
	55838	ZETTEL Kathrin	50.77 (167)	6.00 (32)	16.18 (60)	40.96 (160)
CRO	385027	FLEISS Nika	–	5.49 (22)	19.10 (84)	43.82 (177)
CZE	155415	ZAHROBSKA Sarka	38.62 (117)	4.60 (10)	16.57 (63)	30.59 (100)
FIN	185140	POUTIAINEN Tanja	–	3.45 (4)	3.65 (5)	187.73 (1701)
FRA	195249	PEQUEGNOT Laure	262.17 (1280)	4.52 (9)	26.04 (157)	174.25 (1582)
GER	205636	BERGMANN-SCHMUDERER Monika	142.45 (731)	3.04 (2)	21.92 (116)	173.02 (1569)
	205378	ERTL Martina	5.75 (24)	3.84 (6)	3.93 (7)	3.88 (8)
	205115	GERG Annemarie	–	5.14 (17)	15.31 (57)	101.20 (810)
	206001	RIESCH Maria	3.70 (6)	4.88 (12)	5.36 (19)	3.12 (6)
ITA	295265	CERESA Annalisa	92.36 (409)	5.69 (25)	34.28 (263)	63.11 (350)
NOR	425051	ROGNMO Trine-bakke	298.25 (1365)	4.98 (15)	27.71 (170)	357.66 (2400)
	425458	VIKEN Line	348.58 (1445)	5.28 (19)	16.49 (62)	117.62 (995)
SUI	515268	NEF Sonja	–	4.99 (16)	4.79 (15)	41.62 (162)
SVK	705287	ZUZULOVA Veronika	–	4.92 (13)	40.20 (353)	–
SWE	505610	BORSSEN Therese	–	5.47 (21)	23.65 (130)	260.87 (2151)
	505187	OTTOSSON Anna	76.35 (314)	4.96 (14)	4.18 (10)	22.38 (53)
	505483	PAERSON Anja	25.77 (79)	0.00 (1)	0.00 (1)	5.19 (19)
USA	535825	KOZNICK Kristina	–	4.06 (8)	5.87 (26)	100.94 (806)
	536481	SCHLEPER Sarah	102.24 (477)	5.24 (18)	4.60 (13)	71.51 (444)
	537772	STIEGLER Resi	33.48 (104)	5.62 (23)	22.05 (120)	37.27 (132)



AUDI FIS SKI WORLD CUP 2003/04
10th LADIES SLALOM
ALPHABETICAL LIST OF COMPETITORS



**AUDI FIS SKI WORLD CUP 2003/04**

10th LADIES SLALOM

DRAW LIST BY POINTS

Number of Competitors: 24

No.	FIS Code	Name	Nation	WC-SL	WC-O	FIS-SL
1	505483	PAERSON Anja	SWE	730 (1)	1421 (1)	0.00 (1)
2	205636	BERGMANN-SCHMUDERER Monika	GER	392 (2)	392 (15)	3.04 (2)
3	55590	SCHILD Marlies	AUT	347 (3)	355 (19)	3.29 (3)
4	185140	POUTIAINEN Tanja	FIN	330 (4)	577 (11)	3.45 (4)
5	55576	GOERGL Elisabeth	AUT	307 (5)	582 (10)	3.87 (6)
6	205378	ERTL Martina	GER	299 (7)	746 (7)	3.84 (5)
7	535825	KOZNICK Kristina	USA	275 (8)	330 (21)	4.06 (7)
8	155415	ZAHROBSKA Sarka	CZE	220 (9)	222 (34)	4.60 (9)
9	195249	PEQUEGNOT Laure	FRA	202 (10)	202 (36)	4.52 (8)
10	55302	EGGER Sabine	AUT	202 (10)	202 (36)	4.68 (10)
11	206001	RIESCH Maria	GER	195 (12)	927 (5)	4.88 (11)
12	705287	ZUZULOVA Veronika	SVK	192 (13)	192 (41)	4.92 (12)
13	505187	OTTOSSON Anna	SWE	170 (14)	365 (18)	4.96 (13)
14	425051	ROGNMO Trine-bakke	NOR	170 (14)	170 (43)	4.98 (14)
15	515268	NEF Sonja	SUI	163 (16)	283 (28)	4.99 (15)
16	+400 55069	GOETSCHL Renate	AUT	7 (47)	1344 (2)	29.80 (24)
17	205115	GERG Annemarie	GER	149 (17)	154 (45)	5.14 (16)
18	425458	VIKEN Line	NOR	143 (18)	143 (48)	5.28 (18)
19	536481	SCHLEPER Sarah	USA	135 (19)	300 (24)	5.24 (17)
20	505610	BORSSEN Therese	SWE	126 (20)	130 (51)	5.47 (19)
21	385027	FLEISS Nika	CRO	116 (21)	116 (57)	5.49 (20)
22	537772	STIEGLER Resi	USA	106 (22)	106 (60)	5.62 (21)
23	295265	CERESA Annalisa	ITA	92 (24)	92 (66)	5.69 (22)
24	55838	ZETTEL Kathrin	AUT	-	-	6.00 (23)

LEGEND**+400** More than 400 points on WC-O after 15th place or after 25th place**WC-SL** World Cup points for Slalom**WC-O** Overall World Cup points**FIS-SL** FIS points for Slalom**No.** Control Number

13-03-2004 / Sestrières (ITA) / 6196

Page 1/1

Data Processing by SWATCH

www.fis-ski.com

SWATCH Timing

Generation Date: FRI 12 MAR 2004

Time: 17:04 Swatch Internet Time: @711

Document: 45A 1.0

**AUDI FIS SKI WORLD CUP 2003/04**

10th LADIES SLALOM 1st RUN

START LIST**Jury**

TD FIS	E. FRITZ	AUT
Referee	K. HOCH	FIS
Chief of Race	M. ARIGONI	ITA

Technical Data

Course Name	G.A. Agnelli	
Start Altitude	2210 m	
Finish Altitude	2030 m	
Vertical Drop	180 m	
Homologation Number	5564/74/00	

Race Information 1st Run

Course Setter	J. HAFNER	CRO
Number of Gates	53	
Turning Gates	52	
Start Time	9:00	
Forerunners	A - F. EISATH	ITA
	B - M. LEONE	ITA
	C - A. PERAUDO	ITA

Race Information 2nd Run

Course Setter	B. BRUNNER	GER
Number of Gates	49	
Turning Gates	49	
Start Time	11:30	
Forerunners	A - F. EISATH	ITA
	B - M. LEONE	ITA
	C - E. TEGLIA	ITA

Number of Competitors: 24

Bib	FIS Code	Name	Year of Birth	Nation	Time	Ski
1	185140	POUTIAINEN Tanja	1980	FIN		ROSSIGNOL
2	505483	PAERSON Anja	1981	SWE		SALOMON
3	205636	BERGMANN-SCHMUDERER M.	1978	GER		VÖLKL
4	55590	SCHILD Marlies	1981	AUT		ATOMIC
5	55576	GOERGL Elisabeth	1981	AUT		VÖLKL
6	535825	KOZNICK Kristina	1975	USA		VÖLKL
7	205378	ERTL Martina	1973	GER		ROSSIGNOL
8	195249	PEQUEGNOT Laure	1975	FRA		SALOMON
9	515268	NEF Sonja	1972	SUI		VÖLKL
10	505187	OTTOSSON Anna	1976	SWE		DYNASTAR
11	155415	ZAHROBSKA Sarka	1985	CZE		HEAD
12	55302	EGGER Sabine	1977	AUT		HEAD
13	206001	RIESCH Maria	1984	GER		HEAD
14	705287	ZUZULOVA Veronika	1984	SVK		ROSSIGNOL
15	425051	ROGNMO Trine-bakke	1975	NOR		DYNASTAR
16	55069	GOETSCHL Renate	1975	AUT		SALOMON
17	205115	GERG Annemarie	1975	GER		NORDICA
18	425458	VIKEN Line	1981	NOR		DYNASTAR
19	536481	SCHLEPER Sarah	1979	USA		ROSSIGNOL
20	505610	BORSSEN Therese	1984	SWE		ATOMIC
21	385027	FLEISS Nika	1984	CRO		ATOMIC

**AUDI FIS SKI WORLD CUP 2003/04**

10th LADIES SLALOM 1st RUN

START LIST**Number of Competitors: 24**

Bib	FIS Code	Name	Year of Birth	Nation	Time	Ski
22	537772	STIEGLER Resi	1985	USA	_____	DYNASTAR
23	295265	CERESA Annalisa	1978	ITA	_____	VÖLKL
24	55838	ZETTEL Kathrin	1986	AUT	_____	ATOMIC

**AUDI FIS SKI WORLD CUP 2003/04**

10th LADIES SLALOM 1st RUN

OFFICIAL RESULTS**Jury**

TD FIS	E. FRITZ	AUT
Referee	K. HOCH	FIS
Chief of Race	M. ARIGONI	ITA

Technical Data

Course Name	G.A. Agnelli	
Start Altitude	2210 m	
Finish Altitude	2030 m	
Vertical Drop	180 m	
Homologation Number	5564/74/00	

Race Information 1st Run

Course Setter	J. HAFNER	CRO
Number of Gates	53	
Turning Gates	52	
Start Time	9:00	
Forerunners	A - F. EISATH	ITA
	B - M. LEONE	ITA
	C - A. PERAUDO	ITA

Race Information 2nd Run

Course Setter	B. BRUNNER	GER
Number of Gates	49	
Turning Gates	49	
Start Time	11:30	
Forerunners	A - F. EISATH	ITA
	B - M. LEONE	ITA
	C - E. TEGLIA	ITA

Weather: Foggy Snow: Hard Temperature – Start: -6 °C Finish: -5 °C

Number of Competitors: 24

Rank	Bib	FIS Code	Name	Year of Birth	Nation	Time	Diff.	Ski
1	4	55590	SCHILD Marlies	1981	AUT	48.30		ATOMIC
2	1	185140	POUTIAINEN Tanja	1980	FIN	48.45	0.15	ROSSIGNOL
3	3	205636	BERGMANN-SCHMUDERER	1978	GER	48.66	0.36	VÖLKL
4	17	205115	GERG Annemarie	1975	GER	48.74	0.44	NORDICA
5	19	536481	SCHLEPER Sarah	1979	USA	48.86	0.56	ROSSIGNOL
6	13	206001	RIESCH Maria	1984	GER	48.91	0.61	HEAD
7	5	55576	GOERGL Elisabeth	1981	AUT	49.07	0.77	VÖLKL
8	15	425051	ROGNMO Trine-bakke	1975	NOR	49.14	0.84	DYNASTAR
9	23	295265	CERESA Annalisa	1978	ITA	49.23	0.93	VÖLKL
9	18	425458	VIKEN Line	1981	NOR	49.23	0.93	DYNASTAR
11	20	505610	BORSSEN Therese	1984	SWE	49.36	1.06	ATOMIC
12	21	385027	FLEISS Nika	1984	CRO	49.41	1.11	ATOMIC
12	6	535825	KOZNICK Kristina	1975	USA	49.41	1.11	VÖLKL
14	22	537772	STIEGLER Resi	1985	USA	49.55	1.25	DYNASTAR
15	11	155415	ZAHROBSKA Sarka	1985	CZE	49.60	1.30	HEAD
16	2	505483	PAERSON Anja	1981	SWE	49.66	1.36	SALOMON
17	12	55302	EGGER Sabine	1977	AUT	49.97	1.67	HEAD
18	24	55838	ZETTEL Kathrin	1986	AUT	50.12	1.82	ATOMIC
19	9	515268	NEF Sonja	1972	SUI	50.14	1.84	VÖLKL

**AUDI FIS SKI WORLD CUP 2003/04**

10th LADIES SLALOM 1st RUN

OFFICIAL RESULTS

Number of Competitors: 24

Rank	Bib	FIS Code	Name	Year of Birth	Nation	Time	Diff.	Ski
20	7	205378	ERTL Martina	1973	GER	50.20	1.90	ROSSIGNOL
21	14	705287	ZUZULOVA Veronika	1984	SVK	50.26	1.96	ROSSIGNOL
22	10	505187	OTTOSSON Anna	1976	SWE	50.34	2.04	DYNASTAR
23	8	195249	PEQUEGNOT Laure	1975	FRA	50.62	2.32	SALOMON
24	16	55069	GOETSCHL Renate	1975	AUT	51.80	3.50	SALOMON

**AUDI FIS SKI WORLD CUP 2003/04**

10th LADIES SLALOM 2nd RUN

START LIST

Jury			Technical Data		
TD FIS	E. FRITZ	AUT	Course Name	G.A. Agnelli	
Referee	K. HOCH	FIS	Start Altitude	2210 m	
Chief of Race	M. ARIGONI	ITA	Finish Altitude	2030 m	
			Vertical Drop	180 m	
			Homologation Number	5564/74/00	
Race Information 1st Run			Race Information 2nd Run		
Course Setter	J. HAFNER	CRO	Course Setter	B. BRUNNER	GER
Number of Gates	53		Number of Gates	49	
Turning Gates	52		Turning Gates	49	
Start Time	9:00		Start Time	11:30	
Forerunners	A - F. EISATH	ITA	Forerunners	A - F. EISATH	ITA
	B - M. LEONE	ITA		B - M. LEONE	ITA
	C - A. PERAUDO	ITA		C - E. TEGLIA	ITA

Number of Competitors: 24

Start Order	Bib	FIS Code	Name	Year of Birth	Nation	1st Run	Diff.	Rank	2nd Run	Total	Ski
1	16	55069	GOETSCHL Renate	1975	AUT	51.80	3.50	24			SALOMON
2	8	195249	PEQUEGNOT Laure	1975	FRA	50.62	2.32	23			SALOMON
3	10	505187	OTTOSSON Anna	1976	SWE	50.34	2.04	22			DYNASTAR
4	14	705287	ZUZULOVA Veronika	1984	SVK	50.26	1.96	21			ROSSIGNOL
5	7	205378	ERTL Martina	1973	GER	50.20	1.90	20			ROSSIGNOL
6	9	515268	NEF Sonja	1972	SUI	50.14	1.84	19			VÖLKL
7	24	55838	ZETTEL Kathrin	1986	AUT	50.12	1.82	18			ATOMIC
8	12	55302	EGGER Sabine	1977	AUT	49.97	1.67	17			HEAD
9	2	505483	PAERSON Anja	1981	SWE	49.66	1.36	16			SALOMON
10	11	155415	ZAHROBSKA Sarka	1985	CZE	49.60	1.30	15			HEAD
11	22	537772	STIEGLER Resi	1985	USA	49.55	1.25	14			DYNASTAR
12	6	535825	KOZNICK Kristina	1975	USA	49.41	1.11	12			VÖLKL
13	21	385027	FLEISS Nika	1984	CRO	49.41	1.11	12			ATOMIC
14	20	505610	BORSSEN Therese	1984	SWE	49.36	1.06	11			ATOMIC
15	18	425458	VIKEN Line	1981	NOR	49.23	0.93	9			DYNASTAR
16	23	295265	CERESA Annalisa	1978	ITA	49.23	0.93	9			VÖLKL
17	15	425051	ROGNMO Trine-bakke	1975	NOR	49.14	0.84	8			DYNASTAR
18	5	55576	GOERGL Elisabeth	1981	AUT	49.07	0.77	7			VÖLKL
19	13	206001	RIESCH Maria	1984	GER	48.91	0.61	6			HEAD
20	19	536481	SCHLEPER Sarah	1979	USA	48.86	0.56	5			ROSSIGNOL
21	17	205115	GERG Annemarie	1975	GER	48.74	0.44	4			NORDICA

13-03-2004 / Sestrières (ITA) / 6196

Page 1/2

Data Processing by SWATCH

www.fis-ski.com

SWATCH Timing

Generation Date: SAT 13 MAR 2004

Time: 9:41 Swatch Internet Time: @404

Document: 51B 1.0



AUDI FIS SKI WORLD CUP 2003/04

10th LADIES SLALOM 2nd RUN

START LIST



Number of Competitors: 24

Start Order	Bib	FIS Code	Name	Year of Birth	Nation	1st Run	Diff.	Rank	2nd Run	Total	Ski
22	3	205636	BERGMANN-SCHMUDERER	1978	GER	48.66	0.36	3			VÖLKL
23	1	185140	POUTIAINEN Tanja	1980	FIN	48.45	0.15	2			ROSSIGNOL
24	4	55590	SCHILD Marlies	1981	AUT	48.30	0.00	1			ATOMIC

**AUDI FIS SKI WORLD CUP 2003/04**

10th LADIES SLALOM 2nd RUN

OFFICIAL RESULTS**Jury**

TD FIS	E. FRITZ	AUT
Referee	K. HOCH	FIS
Chief of Race	M. ARIGONI	ITA

Technical Data

Course Name	G.A. Agnelli	
Start Altitude	2210 m	
Finish Altitude	2030 m	
Vertical Drop	180 m	
Homologation Number	5564/74/00	

Race Information 1st Run

Course Setter	J. HAFNER	CRO
Number of Gates	53	
Turning Gates	52	
Start Time	9:00	
Forerunners	A - F. EISATH ITA	
	B - M. LEONE ITA	
	C - A. PERAUDO ITA	

Race Information 2nd Run

Course Setter	B. BRUNNER	GER
Number of Gates	49	
Turning Gates	49	
Start Time	11:30	
Forerunners	A - F. EISATH ITA	
	B - M. LEONE ITA	
	C - E. TEGLIA ITA	

Weather: Light snow Snow: Hard Temperature – Start: -4 °C Finish: -2 °C F-factor: 570

Number of Competitors: 24

Rank	Bib	FIS Code	Name	Year of Birth	Nation	1st Run	2nd Run	Total	Diff.	Race Points	Ski
1	4	55590	SCHILD Marlies	1981	AUT	48.30	53.52	1:41.82		0.00	ATOMIC
2	19	536481	SCHLEPER Sarah	1979	USA	48.86	53.17	1:42.03	0.21	1.18	ROSSIGNOL
3	1	185140	POUTIAINEN Tanja	1980	FIN	48.45	53.66	1:42.11	0.29	1.62	ROSSIGNOL
4	13	206001	RIESCH Maria	1984	GER	48.91	53.44	1:42.35	0.53	2.97	HEAD
5	3	205636	BERGMANN-SCHMUDERER	1978	GER	48.66	53.78	1:42.44	0.62	3.47	VÖLKL
6	2	505483	PAERSON Anja	1981	SWE	49.66	52.84	1:42.50	0.68	3.81	SALOMON
7	18	425458	VIKEN Line	1981	NOR	49.23	53.33	1:42.56	0.74	4.14	DYNASTAR
8	5	55576	GOERGL Elisabeth	1981	AUT	49.07	53.59	1:42.66	0.84	4.70	VÖLKL
9	20	505610	BORSSSEN Therese	1984	SWE	49.36	53.34	1:42.70	0.88	4.93	ATOMIC
10	15	425051	ROGNMO Trine-bakke	1975	NOR	49.14	53.58	1:42.72	0.90	5.04	DYNASTAR
11	11	155415	ZAHROBSKA Sarka	1985	CZE	49.60	53.13	1:42.73	0.91	5.09	HEAD
12	6	535825	KOZNICK Kristina	1975	USA	49.41	53.55	1:42.96	1.14	6.38	VÖLKL
13	22	537772	STIEGLER Resi	1985	USA	49.55	53.57	1:43.12	1.30	7.28	DYNASTAR
14	17	205115	GERG Annemarie	1975	GER	48.74	54.64	1:43.38	1.56	8.73	NORDICA
15	23	295265	CERESA Annalisa	1978	ITA	49.23	54.37	1:43.60	1.78	9.96	VÖLKL
16	12	55302	EGGER Sabine	1977	AUT	49.97	54.07	1:44.04	2.22	12.43	HEAD
17	21	385027	FLEISS Nika	1984	CRO	49.41	54.71	1:44.12	2.30	12.88	ATOMIC

#133



AUDI FIS SKI WORLD CUP 2003/04

10th LADIES SLALOM 2nd RUN

OFFICIAL RESULTS



Number of Competitors: 24

Rank	Bib	FIS Code	Name	Year of Birth	Nation	1st Run	2nd Run	Total	Diff.	Race Points	Ski
18	24	55838	ZETTEL Kathrin	1986	AUT	50.12	54.25	1:44.37	2.55	14.28	ATOMIC
19	8	195249	PEQUEGNOT Laure	1975	FRA	50.62	53.85	1:44.47	2.65	14.84	SALOMON
20	14	705287	ZUZULOVA Veronika	1984	SVK	50.26	54.34	1:44.60	2.78	15.56	ROSSIGNOL
20	9	515268	NEF Sonja	1972	SUI	50.14	54.46	1:44.60	2.78	15.56	VÖLKL
22	7	205378	ERTL Martina	1973	GER	50.20	54.50	1:44.70	2.88	16.12	ROSSIGNOL
23	10	505187	OTTOSSON Anna	1976	SWE	50.34	54.49	1:44.83	3.01	16.85	DYNASTAR
24	16	55069	GOETSCHL Renate	1975	AUT	51.80	56.12	1:47.92	6.10	34.15	SALOMON

Technical Delegate:
E. FRITZ (AUT) #133

**AUDI FIS SKI WORLD CUP 2003/04**

10th LADIES SLALOM

PENALTY CALCULATION**Best 10 at Finish**

Rank	Bib	FIS Code	Name	Nation	FIS Points	Best 5	Race Points
1	4	55590	SCHILD Marlies	AUT	3.29	3.29	0.00
2	19	536481	SCHLEPER Sarah	USA	5.24		
3	1	185140	POUTIAINEN Tanja	FIN	3.45	3.45	1.62
4	13	206001	RIESCH Maria	GER	4.88		
5	3	205636	BERGMANN-SCHMUDERER M.	GER	3.04	3.04	3.47
6	2	505483	PAERSON Anja	SWE	0.00	0.00	3.81
7	18	425458	VIKEN Line	NOR	5.28		
8	5	55576	GOERGL Elisabeth	AUT	3.87	3.87	4.70
9	20	505610	BORSSEN Therese	SWE	5.47		
10	15	425051	ROGNMO Trine-bakke	NOR	4.98		

Best 5 FIS Points at Start

Rank	Bib	FIS Code	Name	Nation	FIS Points
6	2	505483	PAERSON Anja	SWE	0.00
5	3	205636	BERGMANN-SCHMUDERER M.	GER	3.04
1	4	55590	SCHILD Marlies	AUT	3.29
3	1	185140	POUTIAINEN Tanja	FIN	3.45
22	7	205378	ERTL Martina	GER	3.84

TOTALS:

FIS Points of Best 5 at Start (B)	13.62		
FIS Points of Best at Finish in Top 10 (A)		13.65	
Race Points of Corresponding Competitors (C)			13.60
Calculated Penalty (A+B-C) : 10 =>	1.367		
Rounded	1.37		
Category Adder	0.00		
Correction Value (Z)	-0.14		
Calculated Penalty	1.51		
Penalty Applied	0.00		

Technical Delegate:
E. FRITZ (AUT) #133

**AUDI FIS SKI WORLD CUP 2003/04**

10th LADIES SLALOM 2nd RUN

PERFORMANCE ANALYSIS 1

Number of Competitors: 24

Rank	Bib	Name	Nation	Positions			Partials			Difference	
				Pos.	Time	Rank	Pos.	Time	Rank	Time	
1	4	SCHILD Marlies	AUT	Run1:	Int1:	25.07	(2)	I1-Fin:	23.23	(1)	0.37
				Fin:	48.30	(1)	0.00				
				Run2:	Int1:	28.06	(2)	I1-Fin:	25.46	(20)	0.05
				Fin:	53.52	(7)	0.68				
Total:	Int1:	1:16.36	(1)				0.00				
Fin:	1:41.82	(1)				0.00					
2	19	SCHLEPER Sarah	USA	Run1:	Int1:	25.35	(7)	I1-Fin:	23.51	(7)	0.65
				Fin:	48.86	(5)	0.56				
				Run2:	Int1:	28.01	(1)	I1-Fin:	25.16	(13)	0.00
				Fin:	53.17	(3)	0.33				
Total:	Int1:	1:16.87	(3)				0.51				
Fin:	1:42.03	(2)				0.21					
3	1	POUTIAINEN Tanja	FIN	Run1:	Int1:	24.70	(1)	I1-Fin:	23.75	(9)	0.00
				Fin:	48.45	(2)	0.15				
				Run2:	Int1:	28.15	(3)	I1-Fin:	25.51	(21)	0.14
				Fin:	53.66	(12)	0.82				
Total:	Int1:	1:16.60	(2)				0.24				
Fin:	1:42.11	(3)				0.29					
4	13	RIESCH Maria	GER	Run1:	Int1:	25.63	(12)	I1-Fin:	23.28	(2)	0.93
				Fin:	48.91	(6)	0.61				
				Run2:	Int1:	28.72	(12)	I1-Fin:	24.72	(3)	0.71
				Fin:	53.44	(6)	0.60				
Total:	Int1:	1:17.63	(9)				1.27				
Fin:	1:42.35	(4)				0.53					
5	3	BERGMANN-SCHMUDERERGER		Run1:	Int1:	25.35	(7)	I1-Fin:	23.31	(3)	0.65
				Fin:	48.66	(3)	0.36				
				Run2:	Int1:	28.35	(9)	I1-Fin:	25.43	(18)	0.34
				Fin:	53.78	(13)	0.94				
Total:	Int1:	1:17.01	(4)				0.65				
Fin:	1:42.44	(5)				0.62					
6	2	PAERSON Anja	SWE	Run1:	Int1:	25.82	(14)	I1-Fin:	23.84	(12)	1.12
				Fin:	49.66	(16)	1.36				
				Run2:	Int1:	28.23	(6)	I1-Fin:	24.61	(1)	0.22
				Fin:	52.84	(1)	0.00				
Total:	Int1:	1:17.89	(12)				1.53				
Fin:	1:42.50	(6)				0.68					

**AUDI FIS SKI WORLD CUP 2003/04**

10th LADIES SLALOM 2nd RUN

PERFORMANCE ANALYSIS 1

Number of Competitors: 24

Rank	Bib	Name	Nation	Positions			Partials			Difference	
				Pos.	Time	Rank	Pos.	Time	Rank	Time	
7	18	VIKEN Line	NOR	Run1:	Int1:	25.26	(3)	I1-Fin:	23.97	(16)	0.56
				Fin:	49.23	(9)	0.93				
				Run2:	Int1:	28.20	(5)	I1-Fin:	25.13	(11)	0.19
				Fin:	53.33	(4)	0.49				
Total:	Int1:	1:17.43	(5)				1.07				
Fin:	1:42.56	(7)				0.74					
8	5	GOERGL Elisabeth	AUT	Run1:	Int1:	25.58	(10)	I1-Fin:	23.49	(6)	0.88
				Fin:	49.07	(7)	0.77				
				Run2:	Int1:	28.50	(10)	I1-Fin:	25.09	(9)	0.49
				Fin:	53.59	(11)	0.75				
Total:	Int1:	1:17.57	(7)				1.21				
Fin:	1:42.66	(8)				0.84					
9	20	BORSSEN Therese	SWE	Run1:	Int1:	25.27	(5)	I1-Fin:	24.09	(21)	0.57
				Fin:	49.36	(11)	1.06				
				Run2:	Int1:	28.28	(7)	I1-Fin:	25.06	(8)	0.27
				Fin:	53.34	(5)	0.50				
Total:	Int1:	1:17.64	(10)				1.28				
Fin:	1:42.70	(9)				0.88					
10	15	ROGNMO Trine-bakke	NOR	Run1:	Int1:	25.26	(3)	I1-Fin:	23.88	(13)	0.56
				Fin:	49.14	(8)	0.84				
				Run2:	Int1:	28.29	(8)	I1-Fin:	25.29	(15)	0.28
				Fin:	53.58	(10)	0.74				
Total:	Int1:	1:17.43	(5)				1.07				
Fin:	1:42.72	(10)				0.90					
11	11	ZAHROBSKA Sarka	CZE	Run1:	Int1:	25.69	(13)	I1-Fin:	23.91	(14)	0.99
				Fin:	49.60	(15)	1.30				
				Run2:	Int1:	28.50	(10)	I1-Fin:	24.63	(2)	0.49
				Fin:	53.13	(2)	0.29				
Total:	Int1:	1:18.10	(13)				1.74				
Fin:	1:42.73	(11)				0.91					
12	6	KOZNICK Kristina	USA	Run1:	Int1:	25.58	(10)	I1-Fin:	23.83	(11)	0.88
				Fin:	49.41	(12)	1.11				
				Run2:	Int1:	28.72	(12)	I1-Fin:	24.83	(4)	0.71
				Fin:	53.55	(8)	0.71				
Total:	Int1:	1:18.13	(14)				1.77				
Fin:	1:42.96	(12)				1.14					

**AUDI FIS SKI WORLD CUP 2003/04**

10th LADIES SLALOM 2nd RUN

PERFORMANCE ANALYSIS 1

Number of Competitors: 24

Rank	Bib	Name	Nation	Positions			Partials			Difference	
				Pos.	Time	Rank	Pos.	Time	Rank	Time	
13	22	STIEGLER Resi	USA	Run1:	Int1:	25.55	(9)	I1-Fin:	24.00	(19)	0.85
				Fin:	49.55	(14)	25.41		(16)	1.25	
				Run2:	Int1:	28.16	(4)	I1-Fin:	25.41	(16)	0.15
				Fin:	53.57	(9)	0.73				
Total:	Int1:	1:17.71	(11)				1.35				
Fin:	1:43.12	(13)					1.30				
14	17	GERG Annemarie	GER	Run1:	Int1:	25.31	(6)	I1-Fin:	23.43	(5)	0.61
				Fin:	48.74	(4)	25.77		(24)	0.44	
				Run2:	Int1:	28.87	(15)	I1-Fin:	25.77	(24)	0.86
				Fin:	54.64	(22)	1.80				
Total:	Int1:	1:17.61	(8)				1.25				
Fin:	1:43.38	(14)					1.56				
15	23	CERESA Annalisa	ITA	Run1:	Int1:	25.92	(16)	I1-Fin:	23.31	(3)	1.22
				Fin:	49.23	(9)	25.13		(11)	0.93	
				Run2:	Int1:	29.24	(21)	I1-Fin:	25.13	(11)	1.23
				Fin:	54.37	(18)	1.53				
Total:	Int1:	1:18.47	(15)				2.11				
Fin:	1:43.60	(15)					1.78				
16	12	EGGER Sabine	AUT	Run1:	Int1:	26.21	(21)	I1-Fin:	23.76	(10)	1.51
				Fin:	49.97	(17)	24.98		(6)	1.67	
				Run2:	Int1:	29.09	(18)	I1-Fin:	24.98	(6)	1.08
				Fin:	54.07	(15)	1.23				
Total:	Int1:	1:19.06	(17)				2.70				
Fin:	1:44.04	(16)					2.22				
17	21	FLEISS Nika	CRO	Run1:	Int1:	25.84	(15)	I1-Fin:	23.57	(8)	1.14
				Fin:	49.41	(12)	25.57		(22)	1.11	
				Run2:	Int1:	29.14	(19)	I1-Fin:	25.57	(22)	1.13
				Fin:	54.71	(23)	1.87				
Total:	Int1:	1:18.55	(16)				2.19				
Fin:	1:44.12	(17)					2.30				
18	24	ZETTEL Kathrin	AUT	Run1:	Int1:	26.15	(18)	I1-Fin:	23.97	(16)	1.45
				Fin:	50.12	(18)	24.86		(5)	1.82	
				Run2:	Int1:	29.39	(23)	I1-Fin:	24.86	(5)	1.38
				Fin:	54.25	(16)	1.41				
Total:	Int1:	1:19.51	(22)				3.15				
Fin:	1:44.37	(18)					2.55				

**AUDI FIS SKI WORLD CUP 2003/04**

10th LADIES SLALOM 2nd RUN

PERFORMANCE ANALYSIS 1

Number of Competitors: 24

Rank	Bib	Name	Nation	Positions			Partials			Difference	
				Pos.	Time	Rank	Pos.	Time	Rank	Time	
19	8	PEQUEGNOT Laure	FRA	Run1:	Int1:	26.59	(23)	I1-Fin:	24.03	(20)	1.89
					Fin:	50.62	(23)				2.32
				Run2:	Int1:	28.83	(14)	I1-Fin:	25.02	(7)	0.82
					Fin:	53.85	(14)				1.01
Total:	Int1:	1:19.45	(21)				3.09				
	Fin:	1:44.47	(19)				2.65				
20	14	ZUZULOVA Veronika	SVK	Run1:	Int1:	26.12	(17)	I1-Fin:	24.14	(22)	1.42
					Fin:	50.26	(21)				1.96
				Run2:	Int1:	29.25	(22)	I1-Fin:	25.09	(9)	1.24
					Fin:	54.34	(17)				1.50
Total:	Int1:	1:19.51	(22)				3.15				
	Fin:	1:44.60	(20)				2.78				
20	9	NEF Sonja	SUI	Run1:	Int1:	26.18	(20)	I1-Fin:	23.96	(15)	1.48
					Fin:	50.14	(19)				1.84
				Run2:	Int1:	29.05	(16)	I1-Fin:	25.41	(16)	1.04
					Fin:	54.46	(19)				1.62
Total:	Int1:	1:19.19	(18)				2.83				
	Fin:	1:44.60	(20)				2.78				
22	7	ERTL Martina	GER	Run1:	Int1:	26.21	(21)	I1-Fin:	23.99	(18)	1.51
					Fin:	50.20	(20)				1.90
				Run2:	Int1:	29.22	(20)	I1-Fin:	25.28	(14)	1.21
					Fin:	54.50	(21)				1.66
Total:	Int1:	1:19.42	(20)				3.06				
	Fin:	1:44.70	(22)				2.88				
23	10	OTTOSSON Anna	SWE	Run1:	Int1:	26.17	(19)	I1-Fin:	24.17	(23)	1.47
					Fin:	50.34	(22)				2.04
				Run2:	Int1:	29.05	(16)	I1-Fin:	25.44	(19)	1.04
					Fin:	54.49	(20)				1.65
Total:	Int1:	1:19.39	(19)				3.03				
	Fin:	1:44.83	(23)				3.01				



AUDI FIS SKI WORLD CUP 2003/04

10th LADIES SLALOM 2nd RUN

PERFORMANCE ANALYSIS 1



Number of Competitors: 24

Rank	Bib	Name	Nation	Positions			Partials			Difference	
				Pos.	Time	Rank	Pos.	Time	Rank	Time	
24	16	GOETSCHL Renate	AUT	Run1:	Int1:	26.72	(24)	I1-Fin:	25.08	(24)	2.02
					Fin:	51.80	(24)				3.50
				Run2:	Int1:	30.43	(24)	I1-Fin:	25.69	(23)	2.42
					Fin:	56.12	(24)				3.28
				Total:	Int1:	1:22.23	(24)				5.87
					Fin:	1:47.92	(24)				6.10

LEGEND

Pos Intermediate or Speed Position **Int1:** Intermediate 1 **Run2** Second Run **Run1** First Run **Fin:** Finish
Total First + Second Run

13-03-2004 / Sestrières (ITA) / 6196

Page 5/5

Data Processing by SWATCH

www.fis-ski.com

SWATCH Timing

Generation Date: SAT 13 MAR 2004

Time: 12:05 Swatch Internet Time: @504

Document: 77A 1.0

**AUDI FIS SKI WORLD CUP 2003/04**

10th LADIES SLALOM 2nd RUN

PERFORMANCE ANALYSIS 2

Number of Competitors: 24

Bib Name	Nation	Positions			Partials			Difference	
		Pos.	Time	Rank	Pos.	Time	Rank	Time	
1 POUTIAINEN Tanja	FIN	Run1:	Int1:	24.70	(1)	I1-Fin:	23.75	(9)	0.00
		Fin:	48.45	(2)	0.15				
		Run2:	Int1:	28.15	(3)	I1-Fin:	25.51	(21)	0.14
		Fin:	53.66	(12)	0.82				
Total:	Int1:	1:16.60	(2)				0.24		
Fin:	1:42.11	(3)					0.29		
2 PAERSON Anja	SWE	Run1:	Int1:	25.82	(14)	I1-Fin:	23.84	(12)	1.12
		Fin:	49.66	(16)	1.36				
		Run2:	Int1:	28.23	(6)	I1-Fin:	24.61	(1)	0.22
		Fin:	52.84	(1)	0.00				
Total:	Int1:	1:17.89	(12)				1.53		
Fin:	1:42.50	(6)					0.68		
3 BERGMANN-SCHMUDERER	GER	Run1:	Int1:	25.35	(7)	I1-Fin:	23.31	(3)	0.65
		Fin:	48.66	(3)	0.36				
		Run2:	Int1:	28.35	(9)	I1-Fin:	25.43	(18)	0.34
		Fin:	53.78	(13)	0.94				
Total:	Int1:	1:17.01	(4)				0.65		
Fin:	1:42.44	(5)					0.62		
4 SCHILD Marlies	AUT	Run1:	Int1:	25.07	(2)	I1-Fin:	23.23	(1)	0.37
		Fin:	48.30	(1)	0.00				
		Run2:	Int1:	28.06	(2)	I1-Fin:	25.46	(20)	0.05
		Fin:	53.52	(7)	0.68				
Total:	Int1:	1:16.36	(1)				0.00		
Fin:	1:41.82	(1)					0.00		
5 GOERGL Elisabeth	AUT	Run1:	Int1:	25.58	(10)	I1-Fin:	23.49	(6)	0.88
		Fin:	49.07	(7)	0.77				
		Run2:	Int1:	28.50	(10)	I1-Fin:	25.09	(9)	0.49
		Fin:	53.59	(11)	0.75				
Total:	Int1:	1:17.57	(7)				1.21		
Fin:	1:42.66	(8)					0.84		
6 KOZNICK Kristina	USA	Run1:	Int1:	25.58	(10)	I1-Fin:	23.83	(11)	0.88
		Fin:	49.41	(12)	1.11				
		Run2:	Int1:	28.72	(12)	I1-Fin:	24.83	(4)	0.71
		Fin:	53.55	(8)	0.71				
Total:	Int1:	1:18.13	(14)				1.77		
Fin:	1:42.96	(12)					1.14		

**AUDI FIS SKI WORLD CUP 2003/04**

10th LADIES SLALOM 2nd RUN

PERFORMANCE ANALYSIS 2

Number of Competitors: 24

Bib Name	Nation	Positions			Partials			Difference
		Pos.	Time	Rank	Pos.	Time	Rank	Time
7 ERTL Martina	GER	Run1:	Int1:	26.21 (21)	I1-Fin:	23.99 (18)		1.51
		Fin:	50.20 (20)	1.90				
		Run2:	Int1:	29.22 (20)	I1-Fin:	25.28 (14)		1.21
		Fin:	54.50 (21)	1.66				
Total:	Int1:	1:19.42 (20)				3.06		
Fin:	1:44.70 (22)					2.88		
8 PEQUEGNOT Laure	FRA	Run1:	Int1:	26.59 (23)	I1-Fin:	24.03 (20)		1.89
		Fin:	50.62 (23)	2.32				
		Run2:	Int1:	28.83 (14)	I1-Fin:	25.02 (7)		0.82
		Fin:	53.85 (14)	1.01				
Total:	Int1:	1:19.45 (21)				3.09		
Fin:	1:44.47 (19)					2.65		
9 NEF Sonja	SUI	Run1:	Int1:	26.18 (20)	I1-Fin:	23.96 (15)		1.48
		Fin:	50.14 (19)	1.84				
		Run2:	Int1:	29.05 (16)	I1-Fin:	25.41 (16)		1.04
		Fin:	54.46 (19)	1.62				
Total:	Int1:	1:19.19 (18)				2.83		
Fin:	1:44.60 (20)					2.78		
10 OTTOSSON Anna	SWE	Run1:	Int1:	26.17 (19)	I1-Fin:	24.17 (23)		1.47
		Fin:	50.34 (22)	2.04				
		Run2:	Int1:	29.05 (16)	I1-Fin:	25.44 (19)		1.04
		Fin:	54.49 (20)	1.65				
Total:	Int1:	1:19.39 (19)				3.03		
Fin:	1:44.83 (23)					3.01		
11 ZAHROBSKA Sarka	CZE	Run1:	Int1:	25.69 (13)	I1-Fin:	23.91 (14)		0.99
		Fin:	49.60 (15)	1.30				
		Run2:	Int1:	28.50 (10)	I1-Fin:	24.63 (2)		0.49
		Fin:	53.13 (2)	0.29				
Total:	Int1:	1:18.10 (13)				1.74		
Fin:	1:42.73 (11)					0.91		
12 EGGER Sabine	AUT	Run1:	Int1:	26.21 (21)	I1-Fin:	23.76 (10)		1.51
		Fin:	49.97 (17)	1.67				
		Run2:	Int1:	29.09 (18)	I1-Fin:	24.98 (6)		1.08
		Fin:	54.07 (15)	1.23				
Total:	Int1:	1:19.06 (17)				2.70		
Fin:	1:44.04 (16)					2.22		

**AUDI FIS SKI WORLD CUP 2003/04**

10th LADIES SLALOM 2nd RUN

PERFORMANCE ANALYSIS 2

Number of Competitors: 24

Bib Name	Nation	Positions			Partials			Difference	
		Pos.	Time	Rank	Pos.	Time	Rank	Time	
13 RIESCH Maria	GER	Run1:	Int1:	25.63	(12)	I1-Fin:	23.28	(2)	0.93
		Fin:	48.91	(6)	0.61				
		Run2:	Int1:	28.72	(12)	I1-Fin:	24.72	(3)	0.71
		Fin:	53.44	(6)	0.60				
Total:	Int1:	1:17.63	(9)				1.27		
Fin:	1:42.35	(4)					0.53		
14 ZUZULOVA Veronika	SVK	Run1:	Int1:	26.12	(17)	I1-Fin:	24.14	(22)	1.42
		Fin:	50.26	(21)	1.96				
		Run2:	Int1:	29.25	(22)	I1-Fin:	25.09	(9)	1.24
		Fin:	54.34	(17)	1.50				
Total:	Int1:	1:19.51	(22)				3.15		
Fin:	1:44.60	(20)					2.78		
15 ROGNMO Trine-bakke	NOR	Run1:	Int1:	25.26	(3)	I1-Fin:	23.88	(13)	0.56
		Fin:	49.14	(8)	0.84				
		Run2:	Int1:	28.29	(8)	I1-Fin:	25.29	(15)	0.28
		Fin:	53.58	(10)	0.74				
Total:	Int1:	1:17.43	(5)				1.07		
Fin:	1:42.72	(10)					0.90		
16 GOETSCHL Renate	AUT	Run1:	Int1:	26.72	(24)	I1-Fin:	25.08	(24)	2.02
		Fin:	51.80	(24)	3.50				
		Run2:	Int1:	30.43	(24)	I1-Fin:	25.69	(23)	2.42
		Fin:	56.12	(24)	3.28				
Total:	Int1:	1:22.23	(24)				5.87		
Fin:	1:47.92	(24)					6.10		
17 GERG Annemarie	GER	Run1:	Int1:	25.31	(6)	I1-Fin:	23.43	(5)	0.61
		Fin:	48.74	(4)	0.44				
		Run2:	Int1:	28.87	(15)	I1-Fin:	25.77	(24)	0.86
		Fin:	54.64	(22)	1.80				
Total:	Int1:	1:17.61	(8)				1.25		
Fin:	1:43.38	(14)					1.56		
18 VIKEN Line	NOR	Run1:	Int1:	25.26	(3)	I1-Fin:	23.97	(16)	0.56
		Fin:	49.23	(9)	0.93				
		Run2:	Int1:	28.20	(5)	I1-Fin:	25.13	(11)	0.19
		Fin:	53.33	(4)	0.49				
Total:	Int1:	1:17.43	(5)				1.07		
Fin:	1:42.56	(7)					0.74		

**AUDI FIS SKI WORLD CUP 2003/04**

10th LADIES SLALOM 2nd RUN

PERFORMANCE ANALYSIS 2

Number of Competitors: 24

Bib Name	Nation	Positions			Partials			Difference	
		Pos.	Time	Rank	Pos.	Time	Rank	Time	
19 SCHLEPER Sarah	USA	Run1:	Int1:	25.35	(7)	I1-Fin:	23.51	(7)	0.65
			Fin:	48.86	(5)				0.56
		Run2:	Int1:	28.01	(1)	I1-Fin:	25.16	(13)	0.00
			Fin:	53.17	(3)				0.33
Total:	Int1:	1:16.87	(3)				0.51		
		Fin:	1:42.03	(2)				0.21	
20 BORSSEN Therese	SWE	Run1:	Int1:	25.27	(5)	I1-Fin:	24.09	(21)	0.57
			Fin:	49.36	(11)				1.06
		Run2:	Int1:	28.28	(7)	I1-Fin:	25.06	(8)	0.27
			Fin:	53.34	(5)				0.50
Total:	Int1:	1:17.64	(10)				1.28		
	Fin:	1:42.70	(9)				0.88		
21 FLEISS Nika	CRO	Run1:	Int1:	25.84	(15)	I1-Fin:	23.57	(8)	1.14
			Fin:	49.41	(12)				1.11
		Run2:	Int1:	29.14	(19)	I1-Fin:	25.57	(22)	1.13
			Fin:	54.71	(23)				1.87
Total:	Int1:	1:18.55	(16)				2.19		
	Fin:	1:44.12	(17)				2.30		
22 STIEGLER Resi	USA	Run1:	Int1:	25.55	(9)	I1-Fin:	24.00	(19)	0.85
			Fin:	49.55	(14)				1.25
		Run2:	Int1:	28.16	(4)	I1-Fin:	25.41	(16)	0.15
			Fin:	53.57	(9)				0.73
Total:	Int1:	1:17.71	(11)				1.35		
	Fin:	1:43.12	(13)				1.30		
23 CERESA Annalisa	ITA	Run1:	Int1:	25.92	(16)	I1-Fin:	23.31	(3)	1.22
			Fin:	49.23	(9)				0.93
		Run2:	Int1:	29.24	(21)	I1-Fin:	25.13	(11)	1.23
			Fin:	54.37	(18)				1.53
Total:	Int1:	1:18.47	(15)				2.11		
	Fin:	1:43.60	(15)				1.78		



AUDI FIS SKI WORLD CUP 2003/04

10th LADIES SLALOM 2nd RUN

PERFORMANCE ANALYSIS 2



Number of Competitors: 24

Bib Name	Nation	Positions			Partials			Difference	
		Pos.	Time	Rank	Pos.	Time	Rank	Time	
24 ZETTEL Kathrin	AUT	Run1:	Int1:	26.15	(18)	I1-Fin:	23.97	(16)	1.45
			Fin:	50.12	(18)				1.82
		Run2:	Int1:	29.39	(23)	I1-Fin:	24.86	(5)	1.38
			Fin:	54.25	(16)				1.41
		Total:	Int1:	1:19.51	(22)				3.15
			Fin:	1:44.37	(18)				2.55

LEGEND

Pos Intermediate or Speed Position **Int1:** Intermediate 1 **Run2** Second Run **Run1** First Run **Fin:** Finish
Total First + Second Run

13-03-2004 / Sestrières (ITA) / 6196

Page 5/5

Data Processing by SWATCH

www.fis-ski.com

SWATCH Timing

Generation Date: SAT 13 MAR 2004

Time: 12:06 Swatch Internet Time: @504

Document: 77B 1.0



AUDI FIS SKI WORLD CUP



AUDI FIS SKI WORLD CUP 2003/04

AFTER 10th LADIES SLALOM SLALOM FIS WCSL LIST


Number of Competitors: 53

Rank	FIS Code	Name	Nation	Competition Dates and Locations										WCSL - SL			
				1	2	3	4	5	6	7	8	9	10	Base	- X	+ Y	= WCSL - SL
1	505483	PAERSON Anja	SWE	100	100	80	100	100	100	100	50	-	40	548	548	770	770
2	55590	SCHILD Marlies	AUT	60	36	60	9	80	80	-	-	22	100	422	422	447	447
3	205636	BERGMANN-SCHMUDERER	GER	-	20	45	60	60	50	80	32	45	45	265	265	437	437
4	185140	POUTIAINEN Tanja	FIN	36	32	40	29	8	45	-	100	40	60	393	393	390	390
5	55576	GOERGL Elisabeth	AUT	-	9	50	-	36	16	36	80	80	32	112	112	339	339
6	55690	HOSP Nicole	AUT	-	60	100	80	6	60	-	-	-	-	286	286	306	306
7	205378	ERTL Martina	GER	45	29	32	24	60	-	9	40	60	-	228	228	299	299
8	535825	KOZNICK Kristina	USA	26	45	29	-	40	14	26	45	50	22	212	212	297	297
9	206001	RIESCH Maria	GER	-	5	10	-	20	-	-	60	100	50	22	22	245	245
10	155415	ZAHROBSKA Sarka	CZE	40	18	16	-	32	-	45	40	29	24	107	107	244	244
11	536481	SCHLEPER Sarah	USA	-	24	29	-	32	-	50	-	-	80	186	186	215	215
12	55302	EGGER Sabine	AUT	24	15	13	26	18	40	22	12	32	-	193	193	202	202
12	195249	PEQUEGNOT Laure	FRA	50	80	22	-	-	32	18	-	-	-	377	377	202	202
14	425051	ROGNMO Trine-bakke	NOR	12	26	-	45	13	-	24	24	26	26	147	147	196	196
15	705287	ZUZULOVA Veronika	SVK	18	22	-	12	11	24	60	29	16	-	-	-	192	192
16	425458	VIKEN Line	NOR	-	-	4	16	45	22	40	16	-	36	48	48	179	179
17	505187	OTTOSSON Anna	SWE	29	40	-	36	-	36	5	-	24	-	166	166	170	170
18	205115	GERG Annemarie	GER	16	10	24	50	-	-	13	18	18	18	166	166	167	167
19	515268	NEF Sonja	SUI	80	14	9	40	-	20	-	-	-	-	205	205	163	163
20	505610	BORSSSEN Therese	SWE	20	-	15	11	-	29	29	22	-	29	-	-	155	155
21	537772	STIEGLER Resi	USA	-	6	20	20	14	-	32	14	-	20	24	24	126	126
22	385027	FLEISS Nika	CRO	15	12	11	-	22	15	11	20	10	-	71	71	116	116
23	295265	CERESA Annalisa	ITA	-	16	8	8	16	-	8	-	36	16	66	66	108	108
24	195377	PASCAL Christel	FRA	-	50	18	32	-	-	-	-	-	-	381	381	100	100
25	55759	KIRCHGASSER Michaela	AUT	13	-	14	-	26	18	20	-	-	-	40	40	91	91
26	515370	OESTER Marlies	SUI	11	-	5	22	10	26	-	-	15	-	123	123	89	89
27	55691	SPONRING Christine	AUT	22	-	36	-	-	-	-	-	-	-	49	49	58	58
28	295435	GIUS Nicole	ITA	32	-	-	-	15	-	10	-	-	-	264	264	57	57





AUDI FIS SKI WORLD CUP



AUDI FIS SKI WORLD CUP 2003/04

AFTER 10th LADIES SLALOM SLALOM FIS WCSL LIST

Number of Competitors: 53

Rank	FIS Code	Name	Nation	Competition Schedule										Base	- X	+ Y	= WCSL-SL
				1	2	3	4	5	6	7	8	9	10				
28	515092	GRUENENFELDER Corina	SUI	14	13	6	-	-	-	-	13	11	-	61	61	57	57
30	55359	TRUPPE Karin	AUT	10	12	7	14	12	-	-	-	-	-	93	93	55	55
31	425443	BIRKELUND Karina	NOR	-	4	-	15	-	-	15	9	9	-	-	-	52	52
32	537545	MANCUSO Julia	USA	4	-	-	-	-	-	6	26	15	-	17	17	51	51
33	385032	JELUSIC Ana	CRO	5	-	-	10	-	13	18	-	-	-	-	-	46	46
34	425380	BREMSETH Lisa	NOR	9	-	-	-	-	11	-	15	7	-	56	56	42	42
35	505271	EKMAN Susanne	SWE	8	7	12	-	-	10	-	-	-	-	91	91	37	37
35	185058	RAITA Henna	FIN	-	-	-	13	24	-	-	-	-	-	33	33	37	37
35	195215	VIDAL Vanessa	FRA	6	-	-	-	-	12	-	11	8	-	86	86	37	37
38	537544	KILDOW Lindsey C.	USA	-	-	-	-	-	-	12	-	20	-	-	-	32	32
39	155047	ZAKOURILOVA Petra	CZE	7	-	-	18	-	-	-	-	6	-	10	10	31	31
40	296259	MOELGG Manuela	ITA	-	8	-	-	-	-	-	10	12	-	62	62	30	30
41	305287	HIROI Noriyo	JPN	-	-	-	-	9	8	7	5	-	-	-	-	29	29
42	505260	HARGIN Janette	SWE	-	-	-	-	-	-	-	8	13	-	-	-	21	21
42	355038	WALTER Jessica	LIE	-	-	-	-	-	7	14	-	-	-	-	-	21	21
44	195912	DE LEYMARIE Florine	FRA	-	-	-	-	-	-	-	6	5	-	4	4	11	11
45	295738	BACHMANN Silke	ITA	-	-	-	-	-	5	-	4	-	-	18	18	9	9
45	55388	RAICH Carina	AUT	-	-	-	-	-	9	-	-	-	-	49	49	9	9
47	425001	FLEMMEN Andrine	NOR	-	-	-	-	-	-	-	7	-	-	-	-	7	7
47	55069	GOETSCHL Renate	AUT	-	-	-	-	7	-	-	-	-	-	-	-	7	7
47	305092	KASHIWAGI Kumiko	JPN	-	-	-	7	-	-	-	-	-	-	-	-	7	7
50	106022	JANYK Britt	CAN	-	-	-	-	-	6	-	-	-	-	50	50	6	6
51	296073	MORANDINI Claudia	ITA	-	-	-	-	-	4	-	-	-	-	15	15	4	4
51	296091	PEZZEDI Emmi	ITA	-	-	-	-	-	-	-	-	4	-	-	-	4	4
53	65038	PERSYN Karen	BEL	-	-	-	-	-	3	-	-	-	-	-	-	3	3





AUDI FIS SKI WORLD CUP



AUDI FIS SKI WORLD CUP 2003/04 AFTER 10th LADIES SLALOM SLALOM FIS WCSL LIST

Number of Competitors per Nation until 60th position

AUT : 9	BEL : 1	CAN : 1	CRO : 2	CZE : 2	FIN : 2
FRA : 4	GER : 4	ITA : 6	JPN : 2	LIE : 1	NOR : 5
SUI : 3	SVK : 1	SWE : 5	USA : 5		

LEGEND

Base Last season WCSL points
X (Base / number of planned races in the current season) * number of completed races in the current season
Y WC points won in the current season
WCSL-SL World Cup Start List points for Slalom

13-03-2004 / Sestrières (ITA) / 6196

Page 3/3

www.fis-ski.com

Generation Date: SAT 13 MAR 2004

Time: 12:06 Swatch Internet Time: @504

Document: 60A 1.0





AUDI FIS SKI WORLD CUP



AUDI FIS SKI WORLD CUP 2003/04 AFTER 10th LADIES SLALOM OVERALL FIS WCSL LIST

Number of Competitors: 129

Rank	FIS Code	Name	Nation	WCSL	DH	SL	GS	SG	K
1	505483	PAERSON Anja	SWE	1538	17 (42)	770 (1)	607 (1)	144 (15)	–
2	55069	GOETSCHL Renate	AUT	1344	680 (1)	7 (47)	190 (12)	467 (1)	–
3	206001	RIESCH Maria	GER	1083	283 (7)	245 (9)	112 (19)	338 (5)	105 (3)
4	55198	DORFMEISTER Michaela	AUT	992	334 (5)	–	231 (9)	391 (3)	36 (13)
5	195374	MONTILLET Carole	FRA	965	492 (3)	–	71 (25)	402 (2)	–
6	205117	GERG Hilde	GER	946	546 (2)	–	10 (52)	390 (4)	–
7	205378	ERTL Martina	GER	904	72 (26)	299 (7)	244 (7)	169 (13)	120 (2)
8	55212	MEISSNITZER Alexandra	AUT	710	225 (10)	–	218 (11)	267 (7)	–
9	55690	HOSP Nicole	AUT	687	–	306 (6)	301 (4)	–	80 (6)
10	185140	POUTIAINEN Tanja	FIN	660	–	390 (4)	270 (5)	–	–
11	55576	GOERGL Elisabeth	AUT	622	–	339 (5)	261 (6)	22 (38)	–
12	515170	STYGER Nadia	SUI	607	252 (8)	–	63 (27)	292 (6)	–
13	55590	SCHILD Marlies	AUT	505	–	447 (2)	8 (54)	–	50 (10)
14	536138	CLARK Kirsten L	USA	483	228 (9)	–	96 (21)	141 (16)	18 (19)
15	295588	KOSTNER Isolde	ITA	449	348 (4)	–	12 (50)	89 (23)	–
16	205636	BERGMANN-SCHMUDERER	GER	437	–	437 (3)	–	–	–
17	55261	OBERMOSER Brigitte	AUT	421	150 (15)	–	54 (30)	195 (10)	22 (17)
18	515573	AUFDENBLATTEN Fraenzi	SUI	399	200 (11)	–	107 (20)	76 (24)	16 (20)
19	536481	SCHLEPER Sarah	USA	397	–	215 (11)	182 (13)	–	–
20	505187	OTTOSSON Anna	SWE	391	–	170 (17)	221 (10)	–	–
21	535825	KOZNICK Kristina	USA	362	–	297 (8)	65 (26)	–	–
22	536473	LALIVE Caroline	USA	352	107 (20)	–	15 (47)	178 (11)	52 (9)
23	195503	SUCHET Melanie	FRA	345	138 (17)	–	–	207 (9)	–
24	55539	BERGER Silvia	AUT	334	–	–	115 (18)	219 (8)	–
25	515268	NEF Sonja	SUI	328	–	163 (19)	165 (15)	–	–
26	495065	RIENDA CONTRERAS M.	SPA	319	–	–	319 (2)	–	–
27	515409	BERTHOD Sylviane	SUI	317	300 (6)	–	–	17 (43)	–
28	105997	BRYDON Emily	CAN	316	192 (12)	–	–	100 (20)	24 (15)
29	295445	KARBON Denise	ITA	310	–	–	310 (3)	–	–
30	155415	ZAHROBSKA Sarka	CZE	301	–	244 (10)	2 (66)	–	55 (8)
31	106056	SIMARD Genevieve	CAN	294	25 (36)	–	54 (30)	177 (12)	38 (12)
32	515370	OESTER Marlies	SUI	282	–	89 (26)	93 (22)	–	100 (4)
33	295136	CECCARELLI Daniela	ITA	281	175 (13)	–	1 (67)	90 (22)	15 (22)
34	537544	KILDOW Lindsey C.	USA	265	158 (14)	32 (38)	13 (49)	62 (26)	–
35	565243	MAZE Tina	SLO	251	–	–	241 (8)	10 (47)	–
36	385022	KOSTELIC Janica	CRO	245	–	–	45 (32)	–	200 (1)





AUDI FIS SKI WORLD CUP



AUDI FIS SKI WORLD CUP 2003/04 AFTER 10th LADIES SLALOM OVERALL FIS WCSL LIST


Number of Competitors: 129

Rank	FIS Code	Name	Nation	WCSL	DH	SL	GS	SG	K
37	195671	JACQUEMOD Ingrid	FRA	238	122 (19)	–	–	116 (19)	–
38	425001	FLEMMEN Andrine	NOR	228	21 (39)	7 (47)	173 (14)	27 (32)	–
39	55538	WIRTH Katja	AUT	214	43 (31)	–	–	157 (14)	14 (23)
40	537545	MANCUSO Julia	USA	206	17 (42)	51 (32)	3 (64)	54 (27)	81 (5)
41	55302	EGGER Sabine	AUT	202	–	202 (12)	–	–	–
41	195249	PEQUEGNOT Laure	FRA	202	–	202 (12)	–	–	–
43	205119	HALTMAYR Petra	GER	197	99 (22)	–	–	98 (21)	–
44	425051	ROGNMO Trine–bakke	NOR	196	–	196 (14)	–	–	–
45	705287	ZUZULOVA Veronika	SVK	192	–	192 (15)	–	–	–
46	295342	PUTZER Karen	ITA	191	–	–	141 (17)	–	50 (10)
47	515348	BORGHI Catherine	SUI	179	141 (16)	–	–	22 (38)	16 (20)
47	425458	VIKEN Line	NOR	179	–	179 (16)	–	–	–
49	205115	GERG Annemarie	GER	172	–	167 (18)	5 (59)	–	–
50	505610	BORSSEN Therese	SWE	159	–	155 (20)	4 (61)	–	–
51	205820	HUBER Isabelle	GER	153	126 (18)	–	–	27 (32)	–
52	537772	STIEGLER Resi	USA	152	–	126 (21)	–	–	26 (14)
53	105741	FORSYTH Allison	CAN	148	–	–	148 (16)	–	–
54	295435	GIUS Nicole	ITA	147	–	57 (28)	90 (24)	–	–
55	296259	MOELGG Manuela	ITA	145	–	30 (40)	91 (23)	–	24 (15)
55	295533	RECCHIA Lucia	ITA	145	18 (40)	–	–	127 (17)	–
57	225206	ALCOTT Chimene	GBR	139	68 (27)	–	21 (43)	50 (29)	–
58	295449	KLEON Barbara	ITA	129	77 (24)	–	15 (47)	37 (30)	–
59	195377	PASCAL Christel	FRA	125	–	100 (24)	25 (39)	–	–
60	55339	LECHNER Martina	AUT	120	–	–	–	120 (18)	–
61	385027	FLEISS Nika	CRO	116	–	116 (22)	–	–	–
62	536884	LUDLOW Libby	USA	113	27 (35)	–	12 (50)	74 (25)	–
63	295265	CERESA Annalisa	ITA	108	–	108 (23)	–	–	–
64	537446	MCCARTY Bryna	USA	104	104 (21)	–	–	–	–
65	55759	KIRCHGASSER Michaela	AUT	100	–	91 (25)	9 (53)	–	–
66	536477	MENDES Jonna	USA	98	92 (23)	–	–	6 (50)	–
67	515560	SCHILD Martina	SUI	97	74 (25)	–	–	23 (35)	–
68	55052	SCHNEIDER Tanja	AUT	95	59 (29)	–	1 (67)	35 (31)	–
69	195837	MATTEL Magda	FRA	77	25 (36)	–	–	52 (28)	–
70	55596	WILHELM Kathrin	AUT	75	66 (28)	–	–	9 (48)	–
71	55588	RUMPFHUBER Ingrid	AUT	73	55 (30)	–	–	18 (41)	–
72	505632	LINDELL–VIKARBY Jessica	SWE	67	–	–	6 (56)	–	61 (7)





AUDI FIS SKI WORLD CUP



AUDI FIS SKI WORLD CUP 2003/04 AFTER 10th LADIES SLALOM OVERALL FIS WCSL LIST

Number of Competitors: 129

Rank	FIS Code	Name	Nation	WCSL	DH	SL	GS	SG	K
73	295738	BACHMANN Silke	ITA	65	–	9 (45)	56 (29)	–	–
74	106022	JANYK Britt	CAN	64	–	6 (50)	58 (28)	–	–
75	205392	HAEUSL Regina	GER	59	43 (31)	–	–	16 (46)	–
76	55691	SPONRING Christine	AUT	58	–	58 (27)	–	–	–
77	515092	GRUENENFELDER Corina	SUI	57	–	57 (28)	–	–	–
78	55359	TRUPPE Karin	AUT	55	–	55 (30)	–	–	–
79	425443	BIRKELUND Karina	NOR	52	–	52 (31)	–	–	–
80	505260	HARGIN Janette	SWE	51	9 (47)	21 (42)	–	21 (40)	–
81	385032	JELUSIC Ana	CRO	47	–	46 (33)	1 (67)	–	–
82	105662	LEFRANCOIS Anne Marie	CAN	45	41 (33)	–	–	4 (52)	–
83	505271	EKMAN Susanne	SWE	43	–	37 (35)	6 (56)	–	–
84	425380	BREMSETH Lisa	NOR	42	–	42 (34)	–	–	–
85	195920	GIVELET Anne-Laure	FRA	41	24 (38)	–	–	17 (43)	–
86	296008	MERIGHETTI Daniela	ITA	40	–	–	40 (33)	–	–
86	106593	SPLAWINSKI Sophie	CAN	40	–	–	22 (42)	18 (41)	–
88	425389	NILSEN Stina Hofgard	NOR	37	–	–	37 (34)	–	–
88	185058	RAITA Henna	FIN	37	–	37 (35)	–	–	–
88	195215	VIDAL Vanessa	FRA	37	–	37 (35)	–	–	–
91	195931	PELTIER Audrey	FRA	34	–	–	34 (35)	–	–
91	106402	VANDERBEEK Kelly	CAN	34	34 (34)	–	–	–	–
93	515478	ALPIGER Ella	SUI	33	10 (46)	–	–	23 (35)	–
94	155047	ZAKOURILOVA Petra	CZE	31	–	31 (39)	–	–	–
95	515095	KUMMER Lilian	SUI	30	–	–	30 (36)	–	–
96	305287	HIROI Noriyo	JPN	29	–	29 (41)	–	–	–
97	565037	SUHADOLC Mojca	SLO	28	2 (52)	–	3 (64)	23 (35)	–
98	515166	PIEREN Tanja	SUI	27	–	–	–	27 (32)	–
99	296217	COLETTI Alexandra	ITA	26	9 (47)	–	–	17 (43)	–
99	355002	HEEB-BATLINER Birgit	LIE	26	–	–	26 (37)	–	–
99	505084	NOWEN Ylva	SWE	26	–	–	26 (37)	–	–
102	295927	PLANATSCHER Maddalena	ITA	24	–	–	24 (40)	–	–
103	105884	KELLY Gail	CAN	23	–	–	23 (41)	–	–
104	565207	DABIC Lea	SLO	22	–	–	–	–	22 (17)
105	195868	MEILLEUR Karine	FRA	21	14 (45)	–	–	7 (49)	–
105	55313	ROHREGGER Eveline	AUT	21	–	–	21 (43)	–	–
105	355038	WALTER Jessica	LIE	21	–	21 (42)	–	–	–
108	195905	COLOMBAN Emmanuelle	FRA	18	–	–	18 (45)	–	–





AUDI FIS SKI WORLD CUP



AUDI FIS SKI WORLD CUP 2003/04 AFTER 10th LADIES SLALOM OVERALL FIS WCSL LIST

Number of Competitors: 129

Rank	FIS Code	Name	Nation	WCSL	DH	SL	GS	SG	K
108	296473	SIORPAES Wendy	ITA	18	18 (40)	–	–	–	–
110	55290	HEREGGER Selina	AUT	16	16 (44)	–	–	–	–
110	505760	PIETILAE-HOLMNER Maria	SWE	16	–	–	16 (46)	–	–
112	195311	DUVILLARD Julie	FRA	13	4 (50)	–	5 (59)	4 (52)	–
113	195912	DE LEYMARIE Florine	FRA	11	–	11 (44)	–	–	–
114	55388	RAICH Carina	AUT	9	–	9 (45)	–	–	–
115	195927	LAZIER Laurence	FRA	8	–	–	8 (54)	–	–
116	305092	KASHIWAGI Kumiko	JPN	7	–	7 (47)	–	–	–
117	106527	ACTON Brigitte	CAN	6	–	–	6 (56)	–	–
117	536479	POWERS Alison	USA	6	6 (49)	–	–	–	–
119	296729	FANCHINI Nadia	ITA	5	–	–	–	5 (51)	–
120	505449	BENT Nike	SWE	4	–	–	–	4 (52)	–
120	565109	DOVZAN Alenka	SLO	4	–	–	4 (61)	–	–
120	537230	KELLEY Jessica C	USA	4	–	–	4 (61)	–	–
120	296073	MORANDINI Claudia	ITA	4	–	4 (51)	–	–	–
120	296091	PEZZEDI Emmi	ITA	4	–	4 (51)	–	–	–
125	205872	HILD Ellen	GER	3	3 (51)	–	–	–	–
125	65038	PERSYN Karen	BEL	3	–	3 (53)	–	–	–
127	515534	DICHT Erika	SUI	1	–	–	1 (67)	–	–
127	515766	SUTER Fabienne	SUI	1	–	–	1 (67)	–	–
127	295807	VIERIN Sonia	ITA	1	–	–	1 (67)	–	–

LEGEND

GS Giant Slalom points **SG** Super-G points **DH** Downhill points **WCSL** Overall points **SL** Slalom points
K Combined points

13-03-2004 / Sestrières (ITA) / 6196

Page 4/4

www.fis-ski.com

Generation Date: SAT 13 MAR 2004

Time: 12:06 Swatch Internet Time: @504

Document: 60B 1.0





AUDI FIS SKI WORLD CUP



AUDI FIS SKI WORLD CUP 2003/04 10th LADIES SLALOM SLALOM FIS WORLD CUP STANDINGS


Number of Competitors: 53

Rank	FIS Code	Name	Nation	Competition Dates and Locations										WC-SL	Diff.
				1	2	3	4	5	6	7	8	9	10		
1	505483	PAERSON Anja	SWE	100	100	80	100	100	100	100	50	-	40	770	
2	55590	SCHILD Marlies	AUT	60	36	60	9	80	80	-	-	22	100	447	- 323
3	205636	BERGMANN-SCHMUDERER	GER	-	20	45	60	60	50	80	32	45	45	437	- 333
4	185140	POUTIAINEN Tanja	FIN	36	32	40	29	8	45	-	100	40	60	390	- 380
5	55576	GOERGL Elisabeth	AUT	-	9	50	-	36	16	36	80	80	32	339	- 431
6	55690	HOSP Nicole	AUT	-	60	100	80	6	60	-	-	-	-	306	- 464
7	205378	ERTL Martina	GER	45	29	32	24	60	-	9	40	60	-	299	- 471
8	535825	KOZNICK Kristina	USA	26	45	29	-	40	14	26	45	50	22	297	- 473
9	206001	RIESCH Maria	GER	-	5	10	-	20	-	-	60	100	50	245	- 525
10	155415	ZAHROBSKA Sarka	CZE	40	18	16	-	32	-	45	40	29	24	244	- 526
11	536481	SCHLEPER Sarah	USA	-	24	29	-	32	-	50	-	-	80	215	- 555
12	55302	EGGER Sabine	AUT	24	15	13	26	18	40	22	12	32	-	202	- 568
12	195249	PEQUEGNOT Laure	FRA	50	80	22	-	-	32	18	-	-	-	202	- 568
14	425051	ROGNMO Trine-bakke	NOR	12	26	-	45	13	-	24	24	26	26	196	- 574
15	705287	ZUZULOVA Veronika	SVK	18	22	-	12	11	24	60	29	16	-	192	- 578
16	425458	VIKEN Line	NOR	-	-	4	16	45	22	40	16	-	36	179	- 591
17	505187	OTTOSSON Anna	SWE	29	40	-	36	-	36	5	-	24	-	170	- 600
18	205115	GERG Annemarie	GER	16	10	24	50	-	-	13	18	18	18	167	- 603
19	515268	NEF Sonja	SUI	80	14	9	40	-	20	-	-	-	-	163	- 607
20	505610	BORSSSEN Therese	SWE	20	-	15	11	-	29	29	22	-	29	155	- 615
21	537772	STIEGLER Resi	USA	-	6	20	20	14	-	32	14	-	20	126	- 644
22	385027	FLEISS Nika	CRO	15	12	11	-	22	15	11	20	10	-	116	- 654
23	295265	CERESA Annalisa	ITA	-	16	8	8	16	-	8	-	36	16	108	- 662
24	195377	PASCAL Christel	FRA	-	50	18	32	-	-	-	-	-	-	100	- 670
25	55759	KIRCHGASSER Michaela	AUT	13	-	14	-	26	18	20	-	-	-	91	- 679
26	515370	OESTER Marlies	SUI	11	-	5	22	10	26	-	-	15	-	89	- 681
27	55691	SPONRING Christine	AUT	22	-	36	-	-	-	-	-	-	-	58	- 712
28	295435	GIUS Nicole	ITA	32	-	-	-	15	-	10	-	-	-	57	- 713





AUDI FIS SKI WORLD CUP



AUDI FIS SKI WORLD CUP 2003/04 10th LADIES SLALOM SLALOM FIS WORLD CUP STANDINGS

Number of Competitors: 53

Rank	FIS Code	Name	Nation	Race Dates and Locations										WC-SL	Diff.
				1	2	3	4	5	6	7	8	9	10		
28	515092	GRUENENFELDER Corina	SUI	14	13	6	-	-	-	-	13	11	-	57	- 713
30	55359	TRUPPE Karin	AUT	10	12	7	14	12	-	-	-	-	-	55	- 715
31	425443	BIRKELUND Karina	NOR	-	4	-	15	-	-	15	9	9	-	52	- 718
32	537545	MANCUSO Julia	USA	4	-	-	-	-	-	6	26	15	-	51	- 719
33	385032	JELUSIC Ana	CRO	5	-	-	10	-	13	18	-	-	-	46	- 724
34	425380	BREMSETH Lisa	NOR	9	-	-	-	-	11	-	15	7	-	42	- 728
35	505271	EKMAN Susanne	SWE	8	7	12	-	-	10	-	-	-	-	37	- 733
35	185058	RAITA Henna	FIN	-	-	-	13	24	-	-	-	-	-	37	- 733
35	195215	VIDAL Vanessa	FRA	6	-	-	-	-	12	-	11	8	-	37	- 733
38	537544	KILDOW Lindsey C.	USA	-	-	-	-	-	-	12	-	20	-	32	- 738
39	155047	ZAKOURILOVA Petra	CZE	7	-	-	18	-	-	-	-	6	-	31	- 739
40	296259	MOELGG Manuela	ITA	-	8	-	-	-	-	-	10	12	-	30	- 740
41	305287	HIROI Noriyo	JPN	-	-	-	-	9	8	7	5	-	-	29	- 741
42	505260	HARGIN Janette	SWE	-	-	-	-	-	-	-	8	13	-	21	- 749
42	355038	WALTER Jessica	LIE	-	-	-	-	-	7	14	-	-	-	21	- 749
44	195912	DE LEYMARIE Florine	FRA	-	-	-	-	-	-	-	6	5	-	11	- 759
45	295738	BACHMANN Silke	ITA	-	-	-	-	-	5	-	4	-	-	9	- 761
45	55388	RAICH Carina	AUT	-	-	-	-	-	9	-	-	-	-	9	- 761
47	425001	FLEMMEN Andrine	NOR	-	-	-	-	-	-	-	7	-	-	7	- 763
47	55069	GOETSCHL Renate	AUT	-	-	-	-	7	-	-	-	-	-	7	- 763
47	305092	KASHIWAGI Kumiko	JPN	-	-	-	7	-	-	-	-	-	-	7	- 763
50	106022	JANYK Britt	CAN	-	-	-	-	-	6	-	-	-	-	6	- 764
51	296073	MORANDINI Claudia	ITA	-	-	-	-	-	4	-	-	-	-	4	- 766
51	296091	PEZZEDI Emmi	ITA	-	-	-	-	-	-	-	-	4	-	4	- 766
53	65038	PERSYN Karen	BEL	-	-	-	-	-	3	-	-	-	-	3	- 767

LEGEND

WC-SL World Cup points for Slalom Diff. Points Difference

13-03-2004 / Sestrières (ITA) / 6196

Page 2/2

www.fis-ski.com

Generation Date: SAT 13 MAR 2004


Time: 12:06 Swatch Internet Time: @504

Document: 25A 1.0





AUDI FIS SKI WORLD CUP



AUDI FIS SKI WORLD CUP 2003/04

10th LADIES SLALOM

OVERALL FIS WORLD CUP STANDINGS


Number of Competitors: 119

Rank	FIS Code	Name	Nation	Points	DH	SL	GS	SG	K
					9 races	10 races	7 races	8 races	
1	505483	PAERSON Anja	SWE	1461	17 (42)	770 (1)	530 (1)	144 (15)	–
2	55069	GOETSCHL Renate	AUT	1344	680 (1)	7 (47)	190 (11)	467 (1)	–
3	206001	RIESCH Maria	GER	977	283 (7)	245 (9)	111 (17)	338 (5)	–
4	195374	MONTILLET Carole	FRA	957	492 (3)	–	63 (25)	402 (2)	–
5	205117	GERG Hilde	GER	944	546 (2)	–	8 (48)	390 (4)	–
6	55198	DORFMEISTER Michaela	AUT	917	334 (5)	–	192 (10)	391 (3)	–
7	205378	ERTL Martina	GER	746	72 (26)	299 (7)	206 (8)	169 (13)	–
8	55212	MEISSNITZER Alexandra	AUT	674	225 (10)	–	182 (12)	267 (7)	–
9	185140	POUTIAINEN Tanja	FIN	637	–	390 (4)	247 (6)	–	–
10	55576	GOERGL Elisabeth	AUT	614	–	339 (5)	253 (5)	22 (38)	–
11	515170	STYGER Nadia	SUI	606	252 (8)	–	62 (26)	292 (6)	–
12	55690	HOSP Nicole	AUT	566	–	306 (6)	260 (4)	–	–
13	536138	CLARK Kirsten L	USA	456	228 (9)	–	87 (20)	141 (16)	–
14	55590	SCHILD Marlies	AUT	455	–	447 (2)	8 (48)	–	–
15	295588	KOSTNER Isolde	ITA	449	348 (4)	–	12 (45)	89 (23)	–
16	205636	BERGMANN-SCHMUDERER	GER	437	–	437 (3)	–	–	–
17	55261	OBERMOSER Brigitte	AUT	382	150 (15)	–	37 (31)	195 (10)	–
18	536481	SCHLEPER Sarah	USA	380	–	215 (11)	165 (13)	–	–
19	515573	AUFDENBLATTEN Fraenzi	SUI	376	200 (11)	–	100 (18)	76 (24)	–
20	505187	OTTOSSON Anna	SWE	365	–	170 (17)	195 (9)	–	–
21	535825	KOZNICK Kristina	USA	352	–	297 (8)	55 (27)	–	–
22	195503	SUCHET Melanie	FRA	345	138 (17)	–	–	207 (9)	–
23	515409	BERTHOD Sylviane	SUI	317	300 (6)	–	–	17 (43)	–
24	55539	BERGER Silvia	AUT	316	–	–	97 (19)	219 (8)	–
25	105997	BRYDON Emily	CAN	292	192 (12)	–	–	100 (20)	–
25	536473	LALIVE Caroline	USA	292	107 (20)	–	7 (50)	178 (11)	–
27	495065	RIENDA CONTRERAS M.	SPA	289	–	–	289 (2)	–	–
28	515268	NEF Sonja	SUI	283	–	163 (19)	120 (16)	–	–
29	295136	CECCARELLI Daniela	ITA	265	175 (13)	–	–	90 (22)	–
29	537544	KILDOW Lindsey C.	USA	265	158 (14)	32 (38)	13 (44)	62 (26)	–
31	295445	KARBON Denise	ITA	263	–	–	263 (3)	–	–
32	155415	ZAHROBSKA Sarka	CZE	246	–	244 (10)	2 (60)	–	–
33	106056	SIMARD Genevieve	CAN	243	25 (36)	–	41 (29)	177 (12)	–
34	195671	JACQUEMOD Ingrid	FRA	238	122 (19)	–	–	116 (19)	–
35	565243	MAZE Tina	SLO	222	–	–	212 (7)	10 (47)	–
36	55302	EGGER Sabine	AUT	202	–	202 (12)	–	–	–





AUDI FIS SKI WORLD CUP



AUDI FIS SKI WORLD CUP 2003/04

10th LADIES SLALOM

OVERALL FIS WORLD CUP STANDINGS

Number of Competitors: 119

Rank	FIS Code	Name	Nation	Points	DH	SL	GS	SG	K
					9 races	10 races	7 races	8 races	
36	195249	PEQUEGNOT Laure	FRA	202	–	202 (12)	–	–	–
38	55538	WIRTH Katja	AUT	200	43 (31)	–	–	157 (14)	–
39	205119	HALTMAYR Petra	GER	197	99 (22)	–	–	98 (21)	–
40	425051	ROGNMO Trine-bakke	NOR	196	–	196 (14)	–	–	–
41	425001	FLEMMEN Andrine	NOR	195	21 (39)	7 (47)	140 (14)	27 (32)	–
42	705287	ZUZULOVA Veronika	SVK	192	–	192 (15)	–	–	–
43	425458	VIKEN Line	NOR	179	–	179 (16)	–	–	–
44	515370	OESTER Marlies	SUI	176	–	89 (26)	87 (20)	–	–
45	205115	GERG Annemarie	GER	172	–	167 (18)	5 (52)	–	–
46	515348	BORGHI Catherine	SUI	163	141 (16)	–	–	22 (38)	–
47	505610	BORSSEN Therese	SWE	159	–	155 (20)	4 (56)	–	–
48	205820	HUBER Isabelle	GER	153	126 (18)	–	–	27 (32)	–
49	295533	RECCHIA Lucia	ITA	145	18 (40)	–	–	127 (17)	–
50	225206	ALCOTT Chimene	GBR	139	68 (27)	–	21 (38)	50 (29)	–
50	295435	GIUS Nicole	ITA	139	–	57 (28)	82 (23)	–	–
52	295449	KLEON Barbara	ITA	129	77 (24)	–	15 (43)	37 (30)	–
53	537772	STIEGLER Resi	USA	126	–	126 (21)	–	–	–
54	537545	MANCUSO Julia	USA	125	17 (42)	51 (32)	3 (58)	54 (27)	–
55	195377	PASCAL Christel	FRA	123	–	100 (24)	23 (35)	–	–
56	105741	FORSYTH Allison	CAN	122	–	–	122 (15)	–	–
57	55339	LECHNER Martina	AUT	120	–	–	–	120 (18)	–
58	385027	FLEISS Nika	CRO	116	–	116 (22)	–	–	–
59	536884	LUDLOW Libby	USA	113	27 (35)	–	12 (45)	74 (25)	–
59	296259	MOELGG Manuela	ITA	113	–	30 (40)	83 (22)	–	–
61	295265	CERESA Annalisa	ITA	108	–	108 (23)	–	–	–
62	537446	MCCARTY Bryna	USA	104	104 (21)	–	–	–	–
63	55759	KIRCHGASSER Michaela	AUT	100	–	91 (25)	9 (47)	–	–
64	536477	MENDES Jonna	USA	98	92 (23)	–	–	6 (50)	–
65	515560	SCHILD Martina	SUI	97	74 (25)	–	–	23 (35)	–
66	55052	SCHNEIDER Tanja	AUT	94	59 (29)	–	–	35 (31)	–
67	195837	MATTEL Magda	FRA	77	25 (36)	–	–	52 (28)	–
68	55596	WILHELM Kathrin	AUT	75	66 (28)	–	–	9 (48)	–
69	55588	RUMPFHUBER Ingrid	AUT	73	55 (30)	–	–	18 (41)	–
70	295342	PUTZER Karen	ITA	72	–	–	72 (24)	–	–
71	295738	BACHMANN Silke	ITA	61	–	9 (45)	52 (28)	–	–
72	205392	HAEUSL Regina	GER	59	43 (31)	–	–	16 (46)	–





AUDI FIS SKI WORLD CUP



AUDI FIS SKI WORLD CUP 2003/04

10th LADIES SLALOM

OVERALL FIS WORLD CUP STANDINGS

Number of Competitors: 119

Rank	FIS Code	Name	Nation	Points	DH	SL	GS	SG	K
					9 races	10 races	7 races	8 races	
73	55691	SPONRING Christine	AUT	58	-	58 (27)	-	-	-
74	515092	GRUENENFELDER Corina	SUI	57	-	57 (28)	-	-	-
75	55359	TRUPPE Karin	AUT	55	-	55 (30)	-	-	-
76	425443	BIRKELUND Karina	NOR	52	-	52 (31)	-	-	-
77	505260	HARGIN Janette	SWE	51	9 (47)	21 (42)	-	21 (40)	-
78	385032	JELUSIC Ana	CRO	46	-	46 (33)	-	-	-
79	106022	JANYK Britt	CAN	45	-	6 (50)	39 (30)	-	-
79	105662	LEFRANCOIS Anne Marie	CAN	45	41 (33)	-	-	4 (52)	-
81	425380	BREMSETH Lisa	NOR	42	-	42 (34)	-	-	-
81	505271	EKMAN Susanne	SWE	42	-	37 (35)	5 (52)	-	-
83	195920	GIVELET Anne-Laure	FRA	41	24 (38)	-	-	17 (43)	-
84	106593	SPLAWINSKI Sophie	CAN	40	-	-	22 (37)	18 (41)	-
85	185058	RAITA Henna	FIN	37	-	37 (35)	-	-	-
85	195215	VIDAL Vanessa	FRA	37	-	37 (35)	-	-	-
87	195931	PELTIER Audrey	FRA	34	-	-	34 (32)	-	-
87	106402	VANDERBEEK Kelly	CAN	34	34 (34)	-	-	-	-
89	515478	ALPIGER Ella	SUI	33	10 (46)	-	-	23 (35)	-
90	155047	ZAKOURILOVA Petra	CZE	31	-	31 (39)	-	-	-
91	296008	MERIGHETTI Daniela	ITA	30	-	-	30 (33)	-	-
92	305287	HIROI Noriyo	JPN	29	-	29 (41)	-	-	-
92	515095	KUMMER Lilian	SUI	29	-	-	29 (34)	-	-
94	565037	SUHADOLC Mojca	SLO	28	2 (52)	-	3 (58)	23 (35)	-
95	515166	PIEREN Tanja	SUI	27	-	-	-	27 (32)	-
96	296217	COLETTI Alexandra	ITA	26	9 (47)	-	-	17 (43)	-
97	105884	KELLY Gail	CAN	23	-	-	23 (35)	-	-
98	195868	MEILLEUR Karine	FRA	21	14 (45)	-	-	7 (49)	-
98	355038	WALTER Jessica	LIE	21	-	21 (42)	-	-	-
100	295927	PLANATSCHER Maddalena	ITA	19	-	-	19 (39)	-	-
101	195905	COLOMBAN Emmanuelle	FRA	18	-	-	18 (40)	-	-
101	425389	NILSEN Stina Hofgard	NOR	18	-	-	18 (40)	-	-
101	296473	SIORPAES Wendy	ITA	18	18 (40)	-	-	-	-
104	55290	HEREGGER Selina	AUT	16	16 (44)	-	-	-	-
104	505760	PIETILAE-HOLMNER Maria	SWE	16	-	-	16 (42)	-	-
106	195311	DUVILLARD Julie	FRA	13	4 (50)	-	5 (52)	4 (52)	-
107	195912	DE LEYMARIE Florine	FRA	11	-	11 (44)	-	-	-
108	55388	RAICH Carina	AUT	9	-	9 (45)	-	-	-





AUDI FIS SKI WORLD CUP



AUDI FIS SKI WORLD CUP 2003/04

10th LADIES SLALOM

OVERALL FIS WORLD CUP STANDINGS

Number of Competitors: 119

Rank	FIS Code	Name	Nation	Points	DH	SL	GS	SG	K
					9 races	10 races	7 races	8 races	
109	305092	KASHIWAGI Kumiko	JPN	7	–	7 (47)	–	–	–
110	106527	ACTON Brigitte	CAN	6	–	–	6 (51)	–	–
110	536479	POWERS Alison	USA	6	6 (49)	–	–	–	–
112	296729	FANCHINI Nadia	ITA	5	–	–	–	5 (51)	–
112	195927	LAZIER Laurence	FRA	5	–	–	5 (52)	–	–
114	505449	BENT Nike	SWE	4	–	–	–	4 (52)	–
114	537230	KELLEY Jessica C	USA	4	–	–	4 (56)	–	–
114	296073	MORANDINI Claudia	ITA	4	–	4 (51)	–	–	–
114	296091	PEZZEDI Emmi	ITA	4	–	4 (51)	–	–	–
118	205872	HILD Ellen	GER	3	3 (51)	–	–	–	–
118	65038	PERSYN Karen	BEL	3	–	3 (53)	–	–	–

LEGEND

GS Giant Slalom points **SG** Super-G points **DH** Downhill points **Points** Overall points **SL** Slalom points
K Combined points

13-03-2004 / Sestrières (ITA) / 6196

Page 4/4

www.fis-ski.com

Generation Date: SAT 13 MAR 2004

Time: 12:06 Swatch Internet Time: @504

Document: 25B 1.0





AUDI FIS SKI WORLD CUP



AUDI FIS SKI WORLD CUP 2003/04

10th LADIES SLALOM

WOMEN FIS NATION CUP


Number of Nations: 19

Place	Nation	Points	Diff.	DH	SL	GS	SG	K
1	AUT Austria	6270		1628	1514	1228	1900	-
2	GER Germany	3688	- 2582	1172	1148	330	1038	-
3	USA United States of America	2321	- 3949	739	721	346	515	-
4	SUI Switzerland	2164	- 4106	977	309	398	480	-
5	FRA France	2122	- 4148	819	350	148	805	-
6	SWE Sweden	2098	- 4172	26	1153	750	169	-
7	ITA Italy	1850	- 4420	645	212	628	365	-
8	CAN Canada	850	- 5420	292	6	253	299	-
9	NOR Norway	682	- 5588	21	476	158	27	-
10	FIN Finland	674	- 5596	-	427	247	-	-
11	SPA Spain	289	- 5981	-	-	289	-	-
12	CZE Czech Republic	277	- 5993	-	275	2	-	-
13	SLO Slovenia	250	- 6020	2	-	215	33	-
14	SVK Slovakia	192	- 6078	-	192	-	-	-
15	CRO Croatia	162	- 6108	-	162	-	-	-
16	GBR Great Britain	139	- 6131	68	-	21	50	-
17	JPN Japan	36	- 6234	-	36	-	-	-
18	LIE Liechtenstein	21	- 6249	-	21	-	-	-
19	BEL Belgium	3	- 6267	-	3	-	-	-





AUDI FIS SKI WORLD CUP



AUDI FIS SKI WORLD CUP 2003/04 10th LADIES SLALOM FIS OVERALL NATION CUP

Number of Nations: 22

Place	Nation	Overall			DH Points			SL Points			GS Points			SG Points			K Points		
		M+W	M	W	M+W	M	W	M+W	M	W	M+W	M	W	M+W	M	W	M+W	M	W
1	AUT	16695	10425	6270	5873	4245	1628	3628	2114	1514	2652	1424	1228	4223	2323	1900	319	319	-
2	USA	4825	2504	2321	1546	807	739	1252	531	721	870	524	346	957	442	515	200	200	-
3	ITA	4809	2959	1850	1281	636	645	1201	989	212	1688	1060	628	610	245	365	29	29	-
4	SUI	4804	2640	2164	2217	1240	977	533	224	309	613	215	398	1229	749	480	212	212	-
5	GER	4014	326	3688	1223	51	1172	1386	238	1148	348	18	330	1057	19	1038	-	-	-
6	FRA	3780	1658	2122	1401	582	819	743	393	350	634	486	148	912	107	805	90	90	-
7	NOR	3190	2508	682	645	624	21	998	522	476	617	459	158	699	672	27	231	231	-
8	SWE	2988	890	2098	196	170	26	1496	343	1153	882	132	750	323	154	169	91	91	-
9	FIN	1650	976	674	-	-	-	974	547	427	676	429	247	-	-	-	-	-	-
10	CAN	1491	641	850	400	108	292	273	267	6	409	156	253	409	110	299	-	-	-
11	SLO	776	526	250	29	27	2	423	423	-	251	36	215	33	-	33	40	40	-
12	CRO	433	271	162	-	-	-	357	195	162	62	62	-	14	14	-	-	-	-
13	CZE	319	42	277	-	-	-	275	-	275	2	-	2	-	-	-	42	42	-
14	SPA	289	-	289	-	-	-	-	-	-	289	-	289	-	-	-	-	-	-
15	GBR	225	86	139	68	-	68	86	86	-	21	-	21	50	-	50	-	-	-
16	LIE	211	190	21	83	83	-	36	15	21	10	10	-	82	82	-	-	-	-
17	JPN	207	171	36	-	-	-	207	171	36	-	-	-	-	-	-	-	-	-
18	SVK	192	-	192	-	-	-	192	-	192	-	-	-	-	-	-	-	-	-
19	RUS	26	26	-	-	-	-	-	-	-	-	-	-	-	-	-	26	26	-
20	AND	12	12	-	-	-	-	-	-	-	-	-	-	-	-	-	12	12	-
21	AUS	10	10	-	3	3	-	-	-	-	-	-	-	7	7	-	-	-	-
22	BEL	3	-	3	-	-	-	3	-	3	-	-	-	-	-	-	-	-	-





AUDI FIS SKI WORLD CUP



AUDI FIS SKI WORLD CUP 2003/04

AFTER 10th LADIES SLALOM

MANUFACTURERS STANDINGS WOMEN presented by "DIE PRESSE"

Number of Manufacturers: 9

Place	Manufacturer	Points	Diff.	DH	SL	GS	SG	K
1	SALOMON	3950		1200	950	925	875	-
2	VÖLKL	2830	- 1120	605	1195	465	565	-
3	ROSSIGNOL	2640	- 1310	515	680	815	630	-
4	HEAD	890	- 3060	160	375	95	260	-
5	BLIZZARD	880	- 3070	260	-	130	490	-
6	FISCHER	820	- 3130	520	-	60	240	-
7	DYNASTAR	520	- 3430	175	170	135	40	-
8	ATOMIC	380	- 3570	-	380	-	-	-
9	NORDICA	50	- 3900	-	50	-	-	-





AUDI FIS SKI WORLD CUP



AUDI FIS SKI WORLD CUP 2003/04

AFTER 10th LADIES SLALOM

MANUFACTURERS STANDINGS OVERALL presented by "DIE PRESSE"

Number of Manufacturers: 11

Place	Manufacturer	Overall			DH Points			SL Points			GS Points			SG Points			K Points		
		M+W	M	W	M+W	M	W	M+W	M	W	M+W	M	W	M+W	M	W	M+W	M	W
1	ATOMIC	8225	7845	380	3400	3400	-	1310	930	380	1095	1095	-	2165	2165	-	255	255	-
2	SALOMON	5695	1745	3950	1580	380	1200	1450	500	950	1650	725	925	1015	140	875	-	-	-
3	ROSSIGNOL	4275	1635	2640	555	40	515	1310	630	680	1445	630	815	675	45	630	290	290	-
4	VÖLKL	3195	365	2830	605	-	605	1560	365	1195	465	-	465	565	-	565	-	-	-
5	FISCHER	1910	1090	820	660	140	520	905	905	-	60	-	60	240	-	240	45	45	-
6	DYNASTAR	1420	900	520	435	260	175	215	45	170	330	195	135	320	280	40	120	120	-
7	HEAD	1260	370	890	405	245	160	460	85	375	95	-	95	300	40	260	-	-	-
8	BLIZZARD	880	-	880	260	-	260	-	-	-	130	-	130	490	-	490	-	-	-
9	NORDICA	420	370	50	-	-	-	420	370	50	-	-	-	-	-	-	-	-	-
10	STÖCKLI	150	150	-	150	150	-	-	-	-	-	-	-	-	-	-	-	-	-
11	ELAN	40	40	-	-	-	-	-	-	-	-	-	-	-	-	-	40	40	-

