



**AUDI FIS SKI WORLD CUP 2004/05**  
1st LADIES SUPER-G  
**ALPHABETICAL LIST OF COMPETITORS**



Number of Competitors: 66

Nation	FIS Code	Name	FIS Points (December 2004 List)			
			DH	SL	GS	SG
<b>AUT</b>	55539	<b>BERGER Silvia</b>	26.15 (88)	78.25 (1031)	5.57 (23)	3.67 (8)
	55198	<b>DORFMEISTER Michaela</b>	3.39 (5)	56.22 (631)	4.42 (10)	1.12 (3)
	55576	<b>GOERGL Elisabeth</b>	32.19 (102)	3.91 (8)	3.85 (5)	12.63 (47)
	55069	<b>GOETSCHL Renate</b>	0.00 (1)	27.33 (155)	4.76 (14)	0.00 (1)
	55339	<b>LECHNER Martina</b>	32.74 (105)	83.17 (1130)	15.51 (80)	5.13 (20)
	55212	<b>MEISSNITZER Alexandra</b>	4.45 (10)	102.78 (1573)	4.47 (12)	2.96 (7)
	55261	<b>OBERMOSER Brigitte</b>	5.19 (16)	95.08 (1383)	14.58 (72)	4.02 (11)
	55313	<b>ROHREGGER Eveline</b>	57.70 (198)	45.06 (433)	5.81 (26)	5.99 (29)
	55596	<b>WILHELM Kathrin</b>	7.61 (35)	102.37 (1561)	12.83 (58)	6.00 (31)
55538	<b>WIRTH Katja</b>	10.85 (44)	66.35 (814)	17.90 (101)	4.58 (15)	
<b>CAN</b>	105997	<b>BRYDON Emily</b>	4.78 (12)	26.22 (146)	13.67 (62)	5.43 (22)
	105741	<b>FORSYTH Allison</b>	156.58 (737)	32.95 (236)	5.02 (16)	13.02 (50)
	105884	<b>KELLY Gail</b>	103.88 (464)	32.95 (236)	5.99 (30)	52.06 (309)
	105662	<b>LEFRANCOIS Anne Marie</b>	14.01 (50)	77.98 (1024)	46.72 (528)	21.10 (92)
	106056	<b>SIMARD Genevieve</b>	11.55 (46)	64.89 (800)	8.20 (34)	4.29 (13)
	105546	<b>TURGEON Melanie</b>	4.78 (12)	66.77 (820)	85.11 (1258)	5.43 (22)
	106402	<b>VANDERBEEK Kelly</b>	11.46 (45)	38.23 (325)	18.90 (111)	7.35 (35)
<b>CRO</b>	385022	<b>KOSTELIC Janica</b>	5.61 (21)	3.10 (4)	3.79 (4)	4.58 (15)
<b>CZE</b>	155336	<b>MARTINOVOVA Gabriela</b>	39.10 (129)	140.08 (2168)	106.81 (1721)	41.56 (233)
<b>FRA</b>	195311	<b>DUVILLARD Julie</b>	17.86 (68)	89.81 (1272)	17.45 (98)	16.12 (64)
	195920	<b>GIVELET Anne-Laure</b>	14.02 (52)	114.58 (1759)	24.90 (183)	19.11 (84)
	195671	<b>JACQUEMOD Ingrid</b>	5.46 (20)	166.96 (2506)	9.00 (39)	5.19 (21)
	195837	<b>MATTEL Magda</b>	10.09 (43)	258.33 (3083)	27.45 (206)	9.44 (40)
	195868	<b>MEILLEUR Karine</b>	16.40 (63)	229.06 (2973)	28.31 (220)	19.07 (83)
	195374	<b>MONTILLET-CARLES Carole</b>	1.84 (3)	231.64 (2987)	14.02 (64)	0.96 (2)
	195983	<b>ROLLAND Marion</b>	16.64 (65)	120.76 (1867)	29.41 (243)	13.40 (52)
<b>GBR</b>	225206	<b>ALCOTT Chemmy</b>	5.99 (30)	19.16 (94)	21.89 (153)	14.83 (58)
<b>GER</b>	205378	<b>ERTL Martina</b>	5.95 (29)	4.09 (9)	3.90 (6)	4.41 (14)
	205117	<b>GERG Hilde</b>	1.31 (2)	61.92 (748)	18.51 (105)	1.14 (4)
	205392	<b>HAEUSL Regina</b>	6.00 (31)	201.76 (2801)	91.45 (1390)	14.39 (56)



**AUDI FIS SKI WORLD CUP 2004/05**  
1st LADIES SUPER-G  
**ALPHABETICAL LIST OF COMPETITORS**



Number of Competitors: 66

Nation	FIS Code	Name	FIS Points (December 2004 List)			
			DH	SL	GS	SG
<b>GER</b>	205119	<b>HALTMAYR Petra</b>	5.69 (24)	79.32 (1049)	21.98 (154)	5.46 (24)
	205872	<b>HILD Ellen</b>	25.16 (86)	61.11 (733)	47.65 (548)	21.52 (96)
	205820	<b>HUBER Isabelle</b>	5.42 (19)	100.26 (1510)	48.12 (553)	9.86 (42)
	205843	<b>STEMMER Stefanie</b>	27.65 (95)	71.38 (903)	87.51 (1310)	17.92 (79)
<b>ITA</b>	295136	<b>CECCARELLI Daniela</b>	4.94 (14)	117.75 (1810)	28.69 (224)	5.58 (25)
	296217	<b>COLETTI Alexandra</b>	9.52 (41)	86.50 (1197)	24.47 (180)	9.54 (41)
	296729	<b>FANCHINI Nadia</b>	17.27 (66)	23.54 (125)	14.67 (74)	6.20 (33)
	296242	<b>GRUENER Angelika</b>	34.11 (113)	20.90 (100)	14.73 (75)	23.52 (105)
	295449	<b>KLEON Barbara</b>	5.90 (26)	146.76 (2270)	13.44 (60)	14.18 (54)
	295588	<b>KOSTNER Isolde</b>	3.25 (4)	–	21.00 (142)	5.59 (26)
	295533	<b>RECCHIA Lucia</b>	19.68 (69)	129.25 (2001)	11.90 (50)	5.03 (19)
	296427	<b>SCHNARF Johanna</b>	41.94 (141)	24.46 (132)	23.91 (173)	16.27 (66)
<b>NOR</b>	425001	<b>FLEMMEN Andrine</b>	14.93 (55)	18.83 (91)	5.24 (17)	12.82 (48)
<b>RUS</b>	485314	<b>POPKOVA Anastasia</b>	49.67 (168)	–	41.23 (447)	35.80 (195)
<b>SLO</b>	565243	<b>MAZE Tina</b>	22.28 (80)	17.48 (80)	4.55 (13)	19.91 (86)
	565278	<b>RABIC Urska</b>	26.04 (87)	35.34 (272)	31.87 (282)	18.55 (81)
	565037	<b>SUHADOLC Mojca</b>	21.79 (77)	308.39 (3173)	20.87 (136)	16.47 (68)
<b>SUI</b>	515478	<b>ALPIGER Ella</b>	15.06 (56)	132.07 (2043)	23.77 (172)	16.79 (69)
	515573	<b>AUFDENBLATTEN Fraenzi</b>	4.70 (11)	25.65 (140)	5.46 (19)	5.78 (27)
	515409	<b>BERTHOD Sylviane</b>	3.72 (6)	219.34 (2913)	30.33 (259)	17.75 (77)
	515348	<b>BORGI Catherine</b>	5.28 (17)	100.73 (1527)	39.93 (431)	13.03 (51)
	515429	<b>DUMERMUTH Monika</b>	6.00 (31)	177.06 (2610)	22.60 (165)	16.87 (70)
	515166	<b>PIEREN Tanja</b>	28.36 (96)	158.07 (2410)	24.39 (177)	15.34 (60)
	515560	<b>SCHILD Martina</b>	5.93 (27)	165.52 (2490)	28.13 (215)	9.33 (39)
	515170	<b>STYGER Nadia</b>	4.19 (8)	137.68 (2134)	5.66 (25)	2.59 (6)
<b>SWE</b>	505260	<b>HARGIN Janette</b>	13.65 (49)	14.22 (62)	17.05 (94)	15.70 (62)
	505632	<b>LINDELL-VIKARBY Jessica</b>	13.50 (47)	37.13 (305)	18.59 (107)	20.34 (90)
	505483	<b>PAERSON Anja</b>	20.65 (72)	0.00 (1)	0.00 (1)	4.78 (17)
<b>USA</b>	536138	<b>CLARK Kirsten L</b>	4.42 (9)	128.37 (1986)	5.82 (27)	4.82 (18)
	537544	<b>KILDOW Lindsey C.</b>	5.11 (15)	12.19 (49)	14.43 (70)	5.99 (29)
	536473	<b>LALIVE Caroline</b>	5.61 (21)	64.63 (796)	13.65 (61)	4.27 (12)
	536884	<b>LUDLOW Libby</b>	15.31 (57)	173.73 (2572)	14.37 (69)	5.81 (28)
	537545	<b>MANCUSO Julia</b>	14.26 (53)	9.92 (44)	11.34 (47)	7.02 (34)
	537446	<b>MCCARTY Bryna</b>	5.64 (23)	98.13 (1465)	46.19 (520)	12.24 (46)
	536477	<b>MENDES Jonna</b>	5.76 (25)	122.81 (1909)	20.97 (137)	16.87 (70)
	537626	<b>RICHARDSON Kaylin L</b>	57.02 (197)	13.54 (56)	10.71 (45)	16.14 (65)

<b>LEGEND</b>	<b>DH</b> Downhill	<b>SL</b> Slalom	<b>GS</b> Giant Slalom	<b>SG</b> Super-G
---------------	--------------------	------------------	------------------------	-------------------

**AUDI FIS SKI WORLD CUP 2004/05**

1st LADIES SUPER-G

**DRAW LIST BY POINTS**

Number of Competitors: 66

No.	FIS Code	Name	Nation	WCSL-SG	WCSL-O	FIS-SG
1	55069	GOETSCHL Renate	AUT	467 (1)	1306 (2)	0.00 (1)
2	195374	MONTILLET-CARLES Carole	FRA	402 (2)	974 (5)	0.96 (2)
3	55198	DORFMEISTER Michaela	AUT	391 (3)	966 (6)	1.12 (3)
4	205117	GERG Hilde	GER	390 (4)	995 (4)	1.14 (4)
5	515170	STYGER Nadia	SUI	292 (6)	576 (12)	2.59 (5)
6	55212	MEISSNITZER Alexandra	AUT	267 (7)	652 (10)	2.96 (6)
7	55539	BERGER Silvia	AUT	219 (8)	316 (27)	3.67 (7)
8	55261	OBERMOSER Brigitte	AUT	195 (11)	426 (18)	4.02 (8)
9	536473	LALIVE Caroline	USA	178 (12)	350 (25)	4.27 (9)
10	106056	SIMARD Genevieve	CAN	177 (13)	268 (32)	4.29 (10)
11	205378	ERTL Martina	GER	169 (14)	818 (9)	4.41 (11)
12	385022	KOSTELIC Janica	CRO	157 (15)	1030 (3)	4.58 (13)
13	55538	WIRTH Katja	AUT	157 (15)	242 (39)	4.58 (12)
14	505483	PAERSON Anja	SWE	144 (17)	1535 (1)	4.78 (14)
15	536138	CLARK Kirsten L	USA	141 (18)	420 (19)	4.82 (15)
16	+400 295588	KOSTNER Isolde	ITA	89 (26)	441 (15)	5.59 (23)
17	295533	RECCHIA Lucia	ITA	127 (19)	146 (55)	5.03 (16)
18	55339	LECHNER Martina	AUT	120 (20)	120 (63)	5.13 (17)
19	195671	JACQUEMOD Ingrid	FRA	116 (21)	255 (35)	5.19 (18)
20	105997	BRYDON Emily	CAN	100 (22)	274 (30)	5.43 (20)
21	105546	TURGEON Melanie	CAN	100 (22)	265 (34)	5.43 (19)
22	205119	HALTMAYR Petra	GER	98 (24)	251 (37)	5.46 (21)
23	295136	CECCARELLI Daniela	ITA	90 (25)	248 (38)	5.58 (22)
24	515573	AUFDENBLATTEN Fraenzi	SUI	76 (27)	375 (21)	5.78 (24)
25	536884	LUDLOW Libby	USA	74 (28)	104 (65)	5.81 (25)
26	537544	KILDOW Lindsey C.	USA	62 (29)	365 (22)	5.99 (27)
27	55313	ROHREGGER Eveline	AUT	62 (29)	135 (58)	5.99 (26)
28	537545	MANCUSO Julia	USA	54 (31)	208 (42)	7.02 (30)
29	195837	MATTEL Magda	FRA	52 (32)	71 (74)	9.44 (33)
30	225206	ALCOTT Chemmy	GBR	50 (33)	121 (62)	14.83 (44)
31	+400 55576	GOERGL Elisabeth	AUT	22 (42)	581 (11)	12.63 (37)
32	55596	WILHELM Kathrin	AUT	9 (52)	68 (76)	6.00 (28)
33	296729	FANCHINI Nadia	ITA	5 (55)	10 (117)	6.20 (29)
34	106402	VANDERBEEK Kelly	CAN	-	38 (91)	7.35 (31)
35	515560	SCHILD Martina	SUI	23 (39)	81 (69)	9.33 (32)
36	296217	COLETTI Alexandra	ITA	17 (47)	24 (101)	9.54 (34)

**AUDI FIS SKI WORLD CUP 2004/05**

1st LADIES SUPER-G

**DRAW LIST BY POINTS**

Number of Competitors: 66

No.	FIS Code	Name	Nation	WCSL-SG	WCSL-O	FIS-SG
37	205820	HUBER Isabelle	GER	27 (36)	125 (61)	9.86 (35)
38	537446	MCCARTY Bryna	USA	-	115 (64)	12.24 (36)
39	425001	FLEMMEN Andrine	NOR	27 (36)	179 (47)	12.82 (38)
40	105741	FORSYTH Allison	CAN	-	154 (52)	13.02 (39)
41	515348	BORGHI Catherine	SUI	22 (42)	154 (52)	13.03 (40)
42	195983	ROLLAND Marion	FRA	-	-	13.40 (41)
43	295449	KLEON Barbara	ITA	37 (34)	137 (57)	14.18 (42)
44	205392	HAEUSL Regina	GER	16 (50)	49 (82)	14.39 (43)
45	515166	PIEREN Tanja	SUI	27 (36)	27 (98)	15.34 (45)
46	505260	HARGIN Janette	SWE	21 (44)	75 (72)	15.70 (46)
47	195311	DUVILLARD Julie	FRA	4 (56)	11 (115)	16.12 (47)
48	537626	RICHARDSON Kaylin L	USA	-	-	16.14 (48)
49	296427	SCHNARF Johanna	ITA	-	-	16.27 (49)
50	565037	SUHADOLC Mojca	SLO	23 (39)	27 (98)	16.47 (50)
51	515478	ALPIGER Ella	SUI	23 (39)	31 (96)	16.79 (51)
52	536477	MENDES Jonna	USA	6 (54)	92 (67)	16.87 (53)
53	515429	DUMERMUTH Monika	SUI	4 (56)	28 (97)	16.87 (52)
54	515409	BERTHOD Sylviane	SUI	17 (47)	308 (29)	17.75 (54)
55	205843	STEMMER Stefanie	GER	-	-	17.92 (55)
56	565278	RABIC Urska	SLO	-	-	18.55 (56)
57	195868	MEILLEUR Karine	FRA	7 (53)	18 (107)	19.07 (57)
58	195920	GIVELET Anne-Laure	FRA	17 (47)	36 (93)	19.11 (58)
59	565243	MAZE Tina	SLO	10 (51)	212 (41)	19.91 (59)
60	505632	LINDELL-VIKARBY Jessica	SWE	3 (61)	74 (73)	20.34 (60)
61	105662	LEFRANCOIS Anne Marie	CAN	4 (56)	43 (88)	21.10 (61)
62	205872	HILD Ellen	GER	-	2 (133)	21.52 (62)
63	296242	GRUENER Angelika	ITA	-	-	23.52 (63)
64	485314	POPKOVA Anastasia	RUS	-	-	35.80 (64)
65	155336	MARTINOVOVA Gabriela	CZE	-	-	41.56 (65)
66	105884	KELLY Gail	CAN	-	54 (79)	52.06 (66)

**LEGEND****+400** More than 400 points on WCSL-O after 15th place or after 30th place**WCSL-SG** World Cup Start List points for Super-G**FIS-SG** FIS points for Super-G**WCSL-O** Overall WCSL points**No.** Control Number

05-12-2004 / Lake Louise (CAN) / 5372

Page 2/2

Data Processing by SWATCH

www.fis-ski.com

SWATCH Timing

Generation Date: SAT 4 DEC 2004

Time: 17:02 Swatch Internet Time: @ 43

Document: 45A 1.0

**AUDI FIS SKI WORLD CUP 2004/05**

1st LADIES SUPER-G

**START LIST****Jury**

<b>TD FIS</b>	P. VAN SLYKE	USA
<b>Referee</b>	K. HOCH	FIS
<b>Assistant Referee</b>	J. TISCHHAUSER	FIS
<b>Chief of Race</b>	B. LYNAM	CAN

**Technical Data**

<b>Course Name</b>	Men's Olympic
<b>Start Altitude</b>	2163 m
<b>Finish Altitude</b>	1663 m
<b>Vertical Drop</b>	500 m
<b>Course Length</b>	1813 m
<b>Homologation Number</b>	6519/429/01

**Race Information**

<b>Course Setter</b>	A. HOEDLMOSER	USA
<b>Number of Gates</b>	35	
<b>Turning Gates</b>	32	
<b>Start Time</b>	11:00	

<b>Forerunners</b>	A - D. ANDERSON	CAN	D - J. DAKERS	CAN
	B - S. LAWRENCE	CAN	E - C. STUART	CAN
	C - C. RISLER	CAN	F - J. CROMPTON	CAN

**Number of Competitors: 66**

Bib	FIS Code	Name	Year of Birth	Nation	Time	Ski
1	225206	ALCOTT Chemmy	1982	GBR	_____	FISCHER
2	195837	MATTEL Magda	1980	FRA	_____	DYNASTAR
3	537545	MANCUSO Julia	1984	USA	_____	ROSSIGNOL
4	55313	ROHREGGER Eveline	1977	AUT	_____	ROSSIGNOL
5	537544	KILDOW Lindsey C.	1984	USA	_____	ROSSIGNOL
6	536884	LUDLOW Libby	1981	USA	_____	FISCHER
7	515573	AUFDENBLATTEN Fraenzi	1981	SUI	_____	SALOMON
8	295136	CECCARELLI Daniela	1975	ITA	_____	DYNASTAR
9	205119	HALTMAYR Petra	1975	GER	_____	FISCHER
10	105546	TURGEON Melanie	1976	CAN	_____	SALOMON
11	105997	BRYDON Emily	1980	CAN	_____	SALOMON
12	195671	JACQUEMOD Ingrid	1978	FRA	_____	SALOMON
13	55339	LECHNER Martina	1978	AUT	_____	BLIZZARD
14	295533	RECCHIA Lucia	1980	ITA	_____	VÖLKL
15	295588	KOSTNER Isolde	1975	ITA	_____	FISCHER
16	536138	CLARK Kirsten L	1977	USA	_____	FISCHER
17	505483	PAERSON Anja	1981	SWE	_____	SALOMON
18	55538	WIRTH Katja	1980	AUT	_____	BLIZZARD
19	385022	KOSTELIC Janica	1982	CRO	_____	SALOMON
20	205378	ERTL Martina	1973	GER	_____	ROSSIGNOL
21	106056	SIMARD Genevieve	1980	CAN	_____	ROSSIGNOL

05-12-2004 / Lake Louise (CAN) / 5372

Page 1/2

Data Processing by SWATCH

www.fis-ski.com

SWATCH Timing

Generation Date: SUN 5 DEC 2004

Time: 11:44 Swatch Internet Time: @822

Document: 51A 1.0

**AUDI FIS SKI WORLD CUP 2004/05**

1st LADIES SUPER-G

**START LIST**

Number of Competitors: 66

Bib	FIS Code	Name	Year of Birth	Nation	Time	Ski
22	536473	LALIVE Caroline	1979	USA	_____	HEAD
23	55261	OBERMOSER Brigitte	1976	AUT	_____	BLIZZARD
24	55539	BERGER Silvia	1980	AUT	_____	FISCHER
25	55212	MEISSNITZER Alexandra	1973	AUT	_____	VÖLKL
26	515170	STYGER Nadia	1978	SUI	_____	SALOMON
27	205117	GERG Hilde	1975	GER	_____	VÖLKL
28	55198	DORFMEISTER Michaela	1973	AUT	_____	ATOMIC
29	195374	MONTILLET-CARLES Carole	1973	FRA	_____	ROSSIGNOL
30	55069	GOETSCHL Renate	1975	AUT	_____	SALOMON
31	55576	GOERGL Elisabeth	1981	AUT	_____	BLIZZARD
32	55596	WILHELM Kathrin	1981	AUT	_____	ROSSIGNOL
33	296729	FANCHINI Nadia	1986	ITA	_____	DYNASTAR
34	106402	VANDERBEEK Kelly	1983	CAN	_____	VÖLKL
35	515560	SCHILD Martina	1981	SUI	_____	VÖLKL
36	296217	COLETTI Alexandra	1983	ITA	_____	ROSSIGNOL
37	205820	HUBER Isabelle	1981	GER	_____	ROSSIGNOL
38	537446	MCCARTY Bryna	1983	USA	_____	DYNASTAR
39	425001	FLEMMEN Andrine	1974	NOR	_____	VÖLKL
40	105741	FORSYTH Allison	1978	CAN	_____	ROSSIGNOL
41	515348	BORCHI Catherine	1976	SUI	_____	ROSSIGNOL
42	195983	ROLLAND Marion	1982	FRA	_____	ROSSIGNOL
43	295449	KLEON Barbara	1980	ITA	_____	DYNASTAR
44	205392	HAEUSL Regina	1973	GER	_____	VÖLKL
45	515166	PIEREN Tanja	1978	SUI	_____	ROSSIGNOL
46	505260	HARGIN Janette	1977	SWE	_____	ROSSIGNOL
47	195311	DUVILLARD Julie	1978	FRA	_____	DYNASTAR
48	537626	RICHARDSON Kaylin L	1984	USA	_____	VÖLKL
49	296427	SCHNARF Johanna	1984	ITA	_____	VÖLKL
50	565037	SUHADOLC Mojca	1975	SLO	_____	VÖLKL
51	515478	ALPIGER Ella	1979	SUI	_____	HEAD
52	536477	MENDES Jonna	1979	USA	_____	FISCHER
53	515429	DUMERMUTH Monika	1977	SUI	_____	VÖLKL
54	515409	BERTHOD Sylviane	1977	SUI	_____	DYNASTAR
55	205843	STEMMER Stefanie	1981	GER	_____	ROSSIGNOL
56	565278	RABIC Urska	1985	SLO	_____	ROSSIGNOL
57	195868	MEILLEUR Karine	1980	FRA	_____	ROSSIGNOL
58	195920	GIVELET Anne-Laure	1981	FRA	_____	DYNASTAR
59	565243	MAZE Tina	1983	SLO	_____	ROSSIGNOL
60	505632	LINDELL-VIKARBY Jessica	1984	SWE	_____	ROSSIGNOL
61	105662	LEFRANCOIS Anne Marie	1977	CAN	_____	VÖLKL
62	205872	HILD Ellen	1982	GER	_____	HEAD
63	296242	GRUENER Angelika	1983	ITA	_____	FISCHER
64	485314	POPKOVA Anastasia	1982	RUS	_____	FISCHER
65	155336	MARTINOVOVA Gabriela	1981	CZE	_____	HEAD
66	105884	KELLY Gail	1979	CAN	_____	ROSSIGNOL

**AUDI FIS SKI WORLD CUP 2004/05**

1st LADIES SUPER-G

**OFFICIAL RESULTS****Jury**

<b>TD FIS</b>	P. VAN SLYKE	USA
<b>Referee</b>	K. HOCH	FIS
<b>Assistant Referee</b>	J. TISCHHAUSER	FIS
<b>Chief of Race</b>	B. LYNAM	CAN

**Technical Data**

<b>Course Name</b>	Men's Olympic
<b>Start Altitude</b>	2163 m
<b>Finish Altitude</b>	1663 m
<b>Vertical Drop</b>	500 m
<b>Course Length</b>	1445 m
<b>Homologation Number</b>	6519/429/01

**Race Information**

<b>Course Setter</b>	A. HOEDLMOSER	USA
<b>Number of Gates</b>	35	
<b>Turning Gates</b>	32	
<b>Start Time</b>	11:00	

<b>Forerunners</b>	A - D. ANDERSON	CAN	D - J. DAKERS	CAN
	B - S. LAWRENCE	CAN	E - C. STUART	CAN
	C - C. RISLER	CAN	F - J. CROMPTON	CAN

**Weather:** Snow **Snow:** Hard **Temperature – Start:** -6 °C **Finish:** -7 °C **F-factor:** 1050**Number of Competitors: 66**

Rank	Bib	FIS Code	Name	Year of Birth	Nation	Time	Diff.	Race Points	Ski
1	28	55198	<b>DORFMEISTER Michaela</b>	1973	AUT	1:16.24		0.00	ATOMIC
2	30	55069	<b>GOETSCHL Renate</b>	1975	AUT	1:16.39	0.15	2.07	SALOMON
3	5	537544	<b>KILDOW Lindsey C.</b>	1984	USA	1:16.64	0.40	5.51	ROSSIGNOL
4	27	205117	<b>GERG Hilde</b>	1975	GER	1:16.70	0.46	6.34	VÖLKL
5	19	385022	<b>KOSTELIC Janica</b>	1982	CRO	1:16.81	0.57	7.85	SALOMON
6	20	205378	<b>ERTL Martina</b>	1973	GER	1:16.85	0.61	8.40	ROSSIGNOL
7	18	55538	<b>WIRTH Katja</b>	1980	AUT	1:17.10	0.86	11.84	BLIZZARD
8	23	55261	<b>OBERMOSER Brigitte</b>	1976	AUT	1:17.16	0.92	12.67	BLIZZARD
9	12	195671	<b>JACQUEMOD Ingrid</b>	1978	FRA	1:17.34	1.10	15.15	SALOMON
9	3	537545	<b>MANCUSO Julia</b>	1984	USA	1:17.34	1.10	15.15	ROSSIGNOL
11	16	536138	<b>CLARK Kirsten L</b>	1977	USA	1:17.36	1.12	15.42	FISCHER
12	17	505483	<b>PAERSON Anja</b>	1981	SWE	1:17.47	1.23	16.94	SALOMON
13	54	515409	<b>BERTHOD Sylviane</b>	1977	SUI	1:17.51	1.27	17.49	DYNASTAR
14	34	106402	<b>VANDERBEEK Kelly</b>	1983	CAN	1:17.55	1.31	18.04	VÖLKL
15	40	105741	<b>FORSYTH Allison</b>	1978	CAN	1:17.60	1.36	18.73	ROSSIGNOL
16	15	295588	<b>KOSTNER Isolde</b>	1975	ITA	1:17.71	1.47	20.25	FISCHER
17	6	536884	<b>LUDLOW Libby</b>	1981	USA	1:17.73	1.49	20.52	FISCHER

#783 \_\_\_\_\_



**AUDI FIS SKI WORLD CUP 2004/05****1st LADIES SUPER-G  
OFFICIAL RESULTS**

Number of Competitors: 66

Rank	Bib	FIS Code	Name	Year of Birth	Nation	Time	Diff.	Race Points	Ski
18	21	106056	SIMARD Genevieve	1980	CAN	1:17.75	1.51	20.80	ROSSIGNOL
19	59	565243	MAZE Tina	1983	SLO	1:17.76	1.52	20.93	ROSSIGNOL
20	63	296242	GRUENER Angelika	1983	ITA	1:17.91	1.67	23.00	FISCHER
21	38	537446	MCCARTY Bryna	1983	USA	1:17.92	1.68	23.14	DYNASTAR
22	50	565037	SUHADOLC Mojca	1975	SLO	1:17.94	1.70	23.41	VÖLKL
22	46	505260	HARGIN Janette	1977	SWE	1:17.94	1.70	23.41	ROSSIGNOL
24	7	515573	AUFDENBLATTEN Fraenzi	1981	SUI	1:18.12	1.88	25.89	SALOMON
25	25	55212	MEISSNITZER Alexandra	1973	AUT	1:18.14	1.90	26.17	VÖLKL
26	31	55576	GOERGL Elisabeth	1981	AUT	1:18.18	1.94	26.72	BLIZZARD
27	57	195868	MEILLEUR Karine	1980	FRA	1:18.21	1.97	27.13	ROSSIGNOL
27	24	55539	BERGER Silvia	1980	AUT	1:18.21	1.97	27.13	FISCHER
29	29	195374	MONTILLET-CARLES Carole	1973	FRA	1:18.22	1.98	27.27	ROSSIGNOL
30	4	55313	ROHREGGER Eveline	1977	AUT	1:18.26	2.02	27.82	ROSSIGNOL
31	11	105997	BRYDON Emily	1980	CAN	1:18.27	2.03	27.96	SALOMON
32	14	295533	RECCHIA Lucia	1980	ITA	1:18.35	2.11	29.06	VÖLKL
33	43	295449	KLEON Barbara	1980	ITA	1:18.40	2.16	29.75	DYNASTAR
34	13	55339	LECHNER Martina	1978	AUT	1:18.42	2.18	30.02	BLIZZARD
35	35	515560	SCHILD Martina	1981	SUI	1:18.49	2.25	30.99	VÖLKL
36	47	195311	DUVILLARD Julie	1978	FRA	1:18.51	2.27	31.26	DYNASTAR
37	41	515348	BORGHI Catherine	1976	SUI	1:18.52	2.28	31.40	ROSSIGNOL
38	10	105546	TURGEON Melanie	1976	CAN	1:18.54	2.30	31.68	SALOMON
39	2	195837	MATTEL Magda	1980	FRA	1:18.63	2.39	32.92	DYNASTAR
40	45	515166	PIEREN Tanja	1978	SUI	1:18.84	2.60	35.81	ROSSIGNOL
41	64	485314	POPKOVA Anastasia	1982	RUS	1:18.91	2.67	36.77	FISCHER
41	60	505632	LINDELL-VIKARBY Jessica	1984	SWE	1:18.91	2.67	36.77	ROSSIGNOL
43	42	195983	ROLLAND Marion	1982	FRA	1:18.93	2.69	37.05	ROSSIGNOL
44	32	55596	WILHELM Kathrin	1981	AUT	1:19.00	2.76	38.01	ROSSIGNOL
45	9	205119	HALTMAYR Petra	1975	GER	1:19.20	2.96	40.77	FISCHER
46	58	195920	GIVELET Anne-Laure	1981	FRA	1:19.26	3.02	41.59	DYNASTAR
46	37	205820	HUBER Isabelle	1981	GER	1:19.26	3.02	41.59	ROSSIGNOL
48	53	515429	DUMERMUTH Monika	1977	SUI	1:19.28	3.04	41.87	VÖLKL
49	55	205843	STEMMER Stefanie	1981	GER	1:19.30	3.06	42.14	ROSSIGNOL
50	66	105884	KELLY Gail	1979	CAN	1:19.40	3.16	43.52	ROSSIGNOL
51	48	537626	RICHARDSON Kaylin L	1984	USA	1:19.53	3.29	45.31	VÖLKL
52	51	515478	ALPIGER Ella	1979	SUI	1:19.60	3.36	46.27	HEAD
53	1	225206	ALCOTT Chemmy	1982	GBR	1:19.62	3.38	46.55	FISCHER
54	56	565278	RABIC Urska	1985	SLO	1:19.77	3.53	48.62	ROSSIGNOL
55	39	425001	FLEMMEN Andrine	1974	NOR	1:19.79	3.55	48.89	VÖLKL

**DID NOT FINISH: 11 competitors**

8	295136	CECCARELLI Daniela	1975	ITA				DYNASTAR
22	536473	LALIVE Caroline	1979	USA				HEAD
26	515170	STYGER Nadia	1978	SUI				SALOMON
33	296729	FANCHINI Nadia	1986	ITA				DYNASTAR
36	296217	COLETTI Alexandra	1983	ITA				ROSSIGNOL
44	205392	HAEUSL Regina	1973	GER				VÖLKL

#783 \_\_\_\_\_





**AUDI FIS SKI WORLD CUP 2004/05**  
1st LADIES SUPER-G  
**OFFICIAL RESULTS**



Number of Competitors: 66

Rank	Bib	FIS Code	Name	Year of Birth	Nation	Time	Diff.	Race Points	Ski
	49	296427	<b>SCHNARF Johanna</b>	1984	ITA				VÖLKL
	52	536477	<b>MENDES Jonna</b>	1979	USA				FISCHER
	61	105662	<b>LEFRANCOIS Anne Marie</b>	1977	CAN				VÖLKL
	62	205872	<b>HILD Ellen</b>	1982	GER				HEAD
	65	155336	<b>MARTINOVOVA Gabriela</b>	1981	CZE				HEAD

Technical Delegate:

**P. VAN SLYKE (USA) #783**

**AUDI FIS SKI WORLD CUP 2004/05**

1st LADIES SUPER-G

**PENALTY CALCULATION****Best 10 at Finish**

Rank	Bib	FIS Code	Name	Nation	FIS Points	Best 5	Race Points
1	28	55198	DORFMEISTER Michaela	AUT	1.12	1.12	0.00
2	30	55069	GOETSCHL Renate	AUT	0.00	0.00	2.07
3	5	537544	KILDOW Lindsey C.	USA	5.99		
4	27	205117	GERG Hilde	GER	1.14	1.14	6.34
5	19	385022	KOSTELIC Janica	CRO	4.58		
6	20	205378	ERTL Martina	GER	4.41	4.41	8.40
7	18	55538	WIRTH Katja	AUT	4.58		
8	23	55261	OBERMOSER Brigitte	AUT	4.02	4.02	12.67
9	12	195671	JACQUEMOD Ingrid	FRA	5.19		
9	3	537545	MANCUSO Julia	USA	7.02		

**Best 5 FIS Points at Start**

Rank	Bib	FIS Code	Name	Nation	FIS Points
2	30	55069	GOETSCHL Renate	AUT	0.00
29	29	195374	MONTILLET-CARLES Carole	FRA	0.96
1	28	55198	DORFMEISTER Michaela	AUT	1.12
4	27	205117	GERG Hilde	GER	1.14
DNF	26	515170	STYGER Nadia	SUI	2.59

<b>TOTALS:</b>		
FIS Points of Best 5 at Start (B)	5.81	
FIS Points of Best at Finish in Top 10 (A)		10.69
Race Points of Corresponding Competitors (C)		29.48
Calculated Penalty (A+B-C) : 10 =>	-1.298	
Rounded	-1.30	
Category Adder	0.00	
Correction Value (Z)	-6.55	
Calculated Penalty	5.25	
Penalty Applied	0.00	

Technical Delegate:  
**P. VAN SLYKE (USA) #783**

**AUDI FIS SKI WORLD CUP 2004/05**

1st LADIES SUPER-G

**PERFORMANCE ANALYSIS 1**

Number of Competitors: 55

Rank	Bib	Name	Nation	Positions			Partials			Difference		Speed		
				Pos.	Time	Rank	Pos.	Time	Rank	Time	Dist(m)	Pos.	km/h	Rank
1	28	DORFMEISTER Michaela	AUT	Int1: 41.67 (5) Int2: 1:00.54 (3) Fin: 1:16.24 (1)	I1-I2: 18.87 (4) I2-Fin: 15.70 (2)	0.17 0.03 0.00	0.00	Sp1: 102.02 (1) Avg.: 68.23						
2	30	GOETSCHL Renate	AUT	Int1: 41.50 (1) Int2: 1:00.51 (1) Fin: 1:16.39 (2)	I1-I2: 19.01 (11) I2-Fin: 15.88 (4)	0.00 0.00 0.15	2.84	Sp1: 101.55 (2) Avg.: 68.10						
3	5	KILDOW Lindsey C.	USA	Int1: 41.60 (3) Int2: 1:00.60 (4) Fin: 1:16.64 (3)	I1-I2: 19.00 (10) I2-Fin: 16.04 (16)	0.10 0.09 0.40	7.54	Sp1: 99.95 (7) Avg.: 67.88						
4	27	GERG Hilde	GER	Int1: 42.01 (8) Int2: 1:00.82 (6) Fin: 1:16.70 (4)	I1-I2: 18.81 (1) I2-Fin: 15.88 (4)	0.51 0.31 0.46	8.67	Sp1: 100.86 (3) Avg.: 67.82						
5	19	KOSTELIC Janica	CRO	Int1: 42.05 (9) Int2: 1:00.93 (7) Fin: 1:16.81 (5)	I1-I2: 18.88 (5) I2-Fin: 15.88 (4)	0.55 0.42 0.57	10.72	Sp1: 99.28 (11) Avg.: 67.73						
6	20	ERTL Martina	GER	Int1: 41.64 (4) Int2: 1:00.77 (5) Fin: 1:16.85 (6)	I1-I2: 19.13 (16) I2-Fin: 16.08 (18)	0.14 0.26 0.61	11.47	Sp1: 97.10 (24) Avg.: 67.69						
7	18	WIRTH Katja	AUT	Int1: 41.98 (7) Int2: 1:01.19 (9) Fin: 1:17.10 (7)	I1-I2: 19.21 (23) I2-Fin: 15.91 (7)	0.48 0.68 0.86	16.12	Sp1: 98.40 (17) Avg.: 67.47						
8	23	OBERMOSER Brigitte	AUT	Int1: 42.36 (21) Int2: 1:01.22 (10) Fin: 1:17.16 (8)	I1-I2: 18.86 (3) I2-Fin: 15.94 (10)	0.86 0.71 0.92	17.23	Sp1: 100.40 (4) Avg.: 67.42						
9	12	JACQUEMOD Ingrid	FRA	Int1: 41.82 (6) Int2: 1:01.31 (11) Fin: 1:17.34 (9)	I1-I2: 19.49 (34) I2-Fin: 16.03 (14)	0.32 0.80 1.10	20.55	Sp1: 95.43 (34) Avg.: 67.26						
9	3	MANCUSO Julia	USA	Int1: 41.51 (2) Int2: 1:00.53 (2) Fin: 1:17.34 (9)	I1-I2: 19.02 (12) I2-Fin: 16.81 (54)	0.01 0.02 1.10	20.55	Sp1: 98.83 (13) Avg.: 67.26						
11	16	CLARK Kirsten L	USA	Int1: 42.14 (12) Int2: 1:01.33 (12) Fin: 1:17.36 (11)	I1-I2: 19.19 (20) I2-Fin: 16.03 (14)	0.64 0.82 1.12	20.92	Sp1: 96.47 (26) Avg.: 67.24						
12	17	PAERSON Anja	SWE	Int1: 42.15 (13) Int2: 1:01.18 (8) Fin: 1:17.47 (12)	I1-I2: 19.03 (13) I2-Fin: 16.29 (34)	0.65 0.67 1.23	22.94	Sp1: 97.53 (22) Avg.: 67.15						
13	54	BERTHOD Sylviane	SUI	Int1: 42.76 (34) Int2: 1:01.70 (19) Fin: 1:17.51 (13)	I1-I2: 18.94 (7) I2-Fin: 15.81 (3)	1.26 1.19 1.27	23.68	Sp1: 98.83 (13) Avg.: 67.11						



**AUDI FIS SKI WORLD CUP 2004/05**  
1st LADIES SUPER-G  
**PERFORMANCE ANALYSIS 1**



Number of Competitors: 55

Rank	Bib	Name	Nation	Positions			Partials			Difference		Speed		
				Pos.	Time	Rank	Pos.	Time	Rank	Time	Dist(m)	Pos.	km/h	Rank
14	34	VANDERBEEK Kelly	CAN	Int1: 42.77 (35)	Int2: 1:01.87 (25)	Fin: 1:17.55 (14)	I1-I2: 19.10 (15)	I2-Fin: 15.68 (1)	1.27	1.36	1.31	24.41	Sp1: 96.47 (26)	Avg.: 67.08
15	40	FORSYTH Allison	CAN	Int1: 42.19 (16)	Int2: 1:01.55 (15)	Fin: 1:17.60 (15)	I1-I2: 19.36 (28)	I2-Fin: 16.05 (17)	0.69	1.04	1.36	25.32	Sp1: 98.83 (13)	Avg.: 67.04
16	15	KOSTNER Isolde	ITA	Int1: 42.87 (40)	Int2: 1:01.76 (21)	Fin: 1:17.71 (16)	I1-I2: 18.89 (6)	I2-Fin: 15.95 (11)	1.37	1.25	1.47	27.33	Sp1: 96.47 (26)	Avg.: 66.94
17	6	LUDLOW Libby	USA	Int1: 42.16 (14)	Int2: 1:01.63 (17)	Fin: 1:17.73 (17)	I1-I2: 19.47 (33)	I2-Fin: 16.10 (21)	0.66	1.12	1.49	27.70	Sp1: 97.53 (22)	Avg.: 66.92
18	21	SIMARD Genevieve	CAN	Int1: 42.06 (10)	Int2: 1:01.59 (16)	Fin: 1:17.75 (18)	I1-I2: 19.53 (37)	I2-Fin: 16.16 (27)	0.56	1.08	1.51	28.06	Sp1: 94.81 (39)	Avg.: 66.91
19	59	MAZE Tina	SLO	Int1: 42.54 (25)	Int2: 1:01.39 (13)	Fin: 1:17.76 (19)	I1-I2: 18.85 (2)	I2-Fin: 16.37 (41)	1.04	0.88	1.52	28.25	Sp1: 99.50 (9)	Avg.: 66.90
20	63	GRUENER Angelika	ITA	Int1: 42.33 (20)	Int2: 1:01.83 (24)	Fin: 1:17.91 (20)	I1-I2: 19.50 (35)	I2-Fin: 16.08 (18)	0.83	1.32	1.67	30.97	Sp1: 94.81 (39)	Avg.: 66.77
21	38	MCCARTY Bryna	USA	Int1: 42.60 (27)	Int2: 1:01.82 (23)	Fin: 1:17.92 (21)	I1-I2: 19.22 (24)	I2-Fin: 16.10 (21)	1.10	1.31	1.68	31.16	Sp1: 94.81 (39)	Avg.: 66.76
22	50	SUHADOLC Mojca	SLO	Int1: 42.31 (19)	Int2: 1:01.74 (20)	Fin: 1:17.94 (22)	I1-I2: 19.43 (31)	I2-Fin: 16.20 (29)	0.81	1.23	1.70	31.52	Sp1: 97.74 (20)	Avg.: 66.74
22	46	HARGIN Janette	SWE	Int1: 43.05 (43)	Int2: 1:02.01 (28)	Fin: 1:17.94 (22)	I1-I2: 18.96 (8)	I2-Fin: 15.93 (8)	1.55	1.50	1.70	31.52	Sp1: 100.40 (4)	Avg.: 66.74
24	7	AUFDENBLATTEN Fraenzi	SUI	Int1: 42.11 (11)	Int2: 1:01.66 (18)	Fin: 1:18.12 (24)	I1-I2: 19.55 (38)	I2-Fin: 16.46 (45)	0.61	1.15	1.88	34.77	Sp1: 96.05 (31)	Avg.: 66.59
25	25	MEISSNITZER Alexandra	AUT	Int1: 42.86 (39)	Int2: 1:02.01 (28)	Fin: 1:18.14 (25)	I1-I2: 19.15 (17)	I2-Fin: 16.13 (23)	1.36	1.50	1.90	35.14	Sp1: 97.74 (20)	Avg.: 66.57
26	31	GOERGL Elisabeth	AUT	Int1: 42.21 (17)	Int2: 1:01.88 (26)	Fin: 1:18.18 (26)	I1-I2: 19.67 (43)	I2-Fin: 16.30 (37)	0.71	1.37	1.94	35.86	Sp1: 94.61 (44)	Avg.: 66.54
27	57	MEILLEUR Karine	FRA	Int1: 42.73 (31)	Int2: 1:02.07 (31)	Fin: 1:18.21 (27)	I1-I2: 19.34 (26)	I2-Fin: 16.14 (24)	1.23	1.56	1.97	36.40	Sp1: 95.84 (33)	Avg.: 66.51
27	24	BERGER Silvia	AUT	Int1: 42.73 (31)	Int2: 1:01.92 (27)	Fin: 1:18.21 (27)	I1-I2: 19.19 (20)	I2-Fin: 16.29 (34)	1.23	1.41	1.97	36.40	Sp1: 95.22 (36)	Avg.: 66.51
29	29	MONTILLET-CARLES Carole	FRA	Int1: 42.75 (33)	Int2: 1:02.27 (36)	Fin: 1:18.22 (29)	I1-I2: 19.52 (36)	I2-Fin: 15.95 (11)	1.25	1.76	1.98	36.58	Sp1: 96.26 (30)	Avg.: 66.50
30	4	ROHREGGER Eveline	AUT	Int1: 42.17 (15)	Int2: 1:01.80 (22)	Fin: 1:18.26 (30)	I1-I2: 19.63 (42)	I2-Fin: 16.46 (45)	0.67	1.29	2.02	37.30	Sp1: 95.22 (36)	Avg.: 66.47



**AUDI FIS SKI WORLD CUP 2004/05**  
1st LADIES SUPER-G  
**PERFORMANCE ANALYSIS 1**



Number of Competitors: 55

Rank	Bib	Name	Nation	Positions			Partials			Difference		Speed		
				Pos.	Time	Rank	Pos.	Time	Rank	Time	Dist(m)	Pos.	km/h	Rank
31	11	BRYDON Emily	CAN	Int1: 42.50 (23)	Int2: 1:02.11 (32)	Fin: 1:18.27 (31)	I1-I2: 19.61 (41)	I2-Fin: 16.16 (27)	1.00 1.60 2.03	37.48	Sp1: 94.81 (39)	Avg.: 66.46		
32	14	RECCHIA Lucia	ITA	Int1: 42.40 (22)	Int2: 1:02.26 (35)	Fin: 1:18.35 (32)	I1-I2: 19.86 (50)	I2-Fin: 16.09 (20)	0.90 1.75 2.11	38.91	Sp1: 86.14 (53)	Avg.: 66.39		
33	43	KLEON Barbara	ITA	Int1: 42.27 (18)	Int2: 1:01.44 (14)	Fin: 1:18.40 (33)	I1-I2: 19.17 (19)	I2-Fin: 16.96 (55)	0.77 0.93 2.16	39.81	Sp1: 99.06 (12)	Avg.: 66.35		
34	13	LECHNER Martina	AUT	Int1: 42.52 (24)	Int2: 1:02.22 (33)	Fin: 1:18.42 (34)	I1-I2: 19.70 (44)	I2-Fin: 16.20 (29)	1.02 1.71 2.18	40.17	Sp1: 93.61 (47)	Avg.: 66.34		
35	35	SCHILD Martina	SUI	Int1: 43.53 (52)	Int2: 1:02.56 (41)	Fin: 1:18.49 (35)	I1-I2: 19.03 (13)	I2-Fin: 15.93 (8)	2.03 2.05 2.25	41.42	Sp1: 99.95 (7)	Avg.: 66.28		
36	47	DUVILLARD Julie	FRA	Int1: 42.68 (30)	Int2: 1:02.03 (30)	Fin: 1:18.51 (36)	I1-I2: 19.35 (27)	I2-Fin: 16.48 (47)	1.18 1.52 2.27	41.78	Sp1: 99.50 (9)	Avg.: 66.26		
37	41	BORGHI Catherine	SUI	Int1: 43.14 (45)	Int2: 1:02.53 (40)	Fin: 1:18.52 (37)	I1-I2: 19.39 (30)	I2-Fin: 15.99 (13)	1.64 2.02 2.28	41.96	Sp1: 97.96 (19)	Avg.: 66.25		
38	10	TURGEON Melanie	CAN	Int1: 42.80 (36)	Int2: 1:02.25 (34)	Fin: 1:18.54 (38)	I1-I2: 19.45 (32)	I2-Fin: 16.29 (34)	1.30 1.74 2.30	42.32	Sp1: 96.05 (31)	Avg.: 66.23		
39	2	MATTEL Magda	FRA	Int1: 42.64 (29)	Int2: 1:02.48 (39)	Fin: 1:18.63 (39)	I1-I2: 19.84 (49)	I2-Fin: 16.15 (25)	1.14 1.97 2.39	43.92	Sp1: 88.73 (51)	Avg.: 66.16		
40	45	PIEREN Tanja	SUI	Int1: 42.60 (27)	Int2: 1:02.42 (38)	Fin: 1:18.84 (40)	I1-I2: 19.82 (46)	I2-Fin: 16.42 (43)	1.10 1.91 2.60	47.65	Sp1: 95.02 (38)	Avg.: 65.98		
41	64	POPKOVA Anastasia	RUS	Int1: 42.80 (36)	Int2: 1:02.40 (37)	Fin: 1:18.91 (41)	I1-I2: 19.60 (40)	I2-Fin: 16.51 (48)	1.30 1.89 2.67	48.89	Sp1: 96.47 (26)	Avg.: 65.92		
41	60	LINDELL-VIKARBY Jessica	SWE	Int1: 43.53 (52)	Int2: 1:02.68 (45)	Fin: 1:18.91 (41)	I1-I2: 19.15 (17)	I2-Fin: 16.23 (33)	2.03 2.17 2.67	48.89	Sp1: 98.40 (17)	Avg.: 65.92		
43	42	ROLLAND Marion	FRA	Int1: 43.34 (49)	Int2: 1:02.59 (43)	Fin: 1:18.93 (43)	I1-I2: 19.25 (25)	I2-Fin: 16.34 (39)	1.84 2.08 2.69	49.25	Sp1: 100.18 (6)	Avg.: 65.91		
44	32	WILHELM Kathrin	AUT	Int1: 42.83 (38)	Int2: 1:02.65 (44)	Fin: 1:19.00 (44)	I1-I2: 19.82 (46)	I2-Fin: 16.35 (40)	1.33 2.14 2.76	50.48	Sp1: 94.81 (39)	Avg.: 65.85		
45	9	HALTMAYR Petra	GER	Int1: 42.59 (26)	Int2: 1:03.00 (49)	Fin: 1:19.20 (45)	I1-I2: 20.41 (55)	I2-Fin: 16.20 (29)	1.09 2.49 2.96	54.01	Sp1: 82.45 (55)	Avg.: 65.68		
46	58	GIVELET Anne-Laure	FRA	Int1: 43.39 (51)	Int2: 1:02.75 (46)	Fin: 1:19.26 (46)	I1-I2: 19.36 (28)	I2-Fin: 16.51 (48)	1.89 2.24 3.02	55.06	Sp1: 94.61 (44)	Avg.: 65.63		
46	37	HUBER Isabelle	GER	Int1: 42.97 (42)	Int2: 1:02.56 (41)	Fin: 1:19.26 (46)	I1-I2: 19.59 (39)	I2-Fin: 16.70 (53)	1.47 2.05 3.02	55.06	Sp1: 95.43 (34)	Avg.: 65.63		



**AUDI FIS SKI WORLD CUP 2004/05**  
1st LADIES SUPER-G  
**PERFORMANCE ANALYSIS 1**



Number of Competitors: 55

Rank	Bib	Name	Nation	Positions			Partials			Difference		Speed		
				Pos.	Time	Rank	Pos.	Time	Rank	Time	Dist(m)	Pos.	km/h	Rank
48	53	DUMERMUTH Monika	SUI	Int1: 43.30 (47)	Int2: 1:03.13 (52)	Fin: 1:19.28 (48)	I1-I2: 19.83 (48)	I2-Fin: 16.15 (25)	1.80	2.62	3.04	55.41	Sp1: 92.83 (49)	Avg.: 65.62
49	55	STEMMER Stefanie	GER	Int1: 43.69 (54)	Int2: 1:02.89 (48)	Fin: 1:19.30 (49)	I1-I2: 19.20 (22)	I2-Fin: 16.41 (42)	2.19	2.38	3.06	55.76	Sp1: 98.61 (16)	Avg.: 65.60
50	66	KELLY Gail	CAN	Int1: 42.94 (41)	Int2: 1:02.75 (46)	Fin: 1:19.40 (50)	I1-I2: 19.81 (45)	I2-Fin: 16.65 (51)	1.44	2.24	3.16	57.51	Sp1: 92.44 (50)	Avg.: 65.52
51	48	RICHARDSON Kaylin L	USA	Int1: 43.20 (46)	Int2: 1:03.08 (50)	Fin: 1:19.53 (51)	I1-I2: 19.88 (51)	I2-Fin: 16.45 (44)	1.70	2.57	3.29	59.78	Sp1: 93.41 (48)	Avg.: 65.41
52	51	ALPIGER Ella	SUI	Int1: 43.35 (50)	Int2: 1:03.38 (55)	Fin: 1:19.60 (52)	I1-I2: 20.03 (53)	I2-Fin: 16.22 (32)	1.85	2.87	3.36	60.99	Sp1: 88.73 (51)	Avg.: 65.35
53	1	ALCOTT Chemmy	GBR	Int1: 43.06 (44)	Int2: 1:03.30 (54)	Fin: 1:19.62 (53)	I1-I2: 20.24 (54)	I2-Fin: 16.32 (38)	1.56	2.79	3.38	61.34	Sp1: 86.14 (53)	Avg.: 65.34
54	56	RABIC Urska	SLO	Int1: 44.12 (55)	Int2: 1:03.10 (51)	Fin: 1:19.77 (54)	I1-I2: 18.98 (9)	I2-Fin: 16.67 (52)	2.62	2.59	3.53	63.94	Sp1: 96.68 (25)	Avg.: 65.21
55	39	FLEMMEN Andrine	NOR	Int1: 43.31 (48)	Int2: 1:03.24 (53)	Fin: 1:19.79 (55)	I1-I2: 19.93 (52)	I2-Fin: 16.55 (50)	1.81	2.73	3.55	64.29	Sp1: 94.01 (46)	Avg.: 65.20

**LEGEND**

**Pos** Intermediate or Speed Position    **Dist(m)** Distance behind the first    **Int2:** Intermediate 2    **Fin:** Finish  
**Avg.** Average Speed for the race    **Int1:** Intermediate 1    **Sp1:** Speed Trap 1



**AUDI FIS SKI WORLD CUP 2004/05**  
1st LADIES SUPER-G  
**PERFORMANCE ANALYSIS 2**



Number of Competitors: 66

Bib	Name	Nation	Positions			Partials			Difference		Speed		
			Pos.	Time	Rank	Pos.	Time	Rank	Time	Dist(m)	Pos.	km/h	Rank
1	ALCOTT Chemmy	GBR	Int1: 43.06 (45) Int2: 1:03.30 (54) Fin: 1:19.62 (53)	I1-I2: 20.24 (54) I2-Fin: 16.32 (38)	1.57 2.79 3.38	61.34	Sp1: 86.14 (53) Avg.: 65.34						
2	MATTEL Magda	FRA	Int1: 42.64 (30) Int2: 1:02.48 (39) Fin: 1:18.63 (39)	I1-I2: 19.84 (49) I2-Fin: 16.15 (25)	1.15 1.97 2.39	43.92	Sp1: 88.73 (51) Avg.: 66.16						
3	MANCUSO Julia	USA	Int1: 41.51 (3) Int2: 1:00.53 (2) Fin: 1:17.34 (9)	I1-I2: 19.02 (12) I2-Fin: 16.81 (54)	0.02 0.02 1.10	20.55	Sp1: 98.83 (13) Avg.: 67.26						
4	ROHREGGER Eveline	AUT	Int1: 42.17 (16) Int2: 1:01.80 (22) Fin: 1:18.26 (30)	I1-I2: 19.63 (42) I2-Fin: 16.46 (45)	0.68 1.29 2.02	37.30	Sp1: 95.22 (36) Avg.: 66.47						
5	KILDOW Lindsey C.	USA	Int1: 41.60 (4) Int2: 1:00.60 (4) Fin: 1:16.64 (3)	I1-I2: 19.00 (10) I2-Fin: 16.04 (16)	0.11 0.09 0.40	7.54	Sp1: 99.95 (7) Avg.: 67.88						
6	LUDLOW Libby	USA	Int1: 42.16 (15) Int2: 1:01.63 (17) Fin: 1:17.73 (17)	I1-I2: 19.47 (33) I2-Fin: 16.10 (21)	0.67 1.12 1.49	27.70	Sp1: 97.53 (22) Avg.: 66.92						
7	AUFDENBLATTEN Fraenzi	SUI	Int1: 42.11 (12) Int2: 1:01.66 (18) Fin: 1:18.12 (24)	I1-I2: 19.55 (38) I2-Fin: 16.46 (45)	0.62 1.15 1.88	34.77	Sp1: 96.05 (31) Avg.: 66.59						
8	CECCARELLI Daniela	ITA	Int1: 41.49 (1) Int2: Fin: DNF	I1-I2: I2-Fin:	0.00		Sp1: 75.05 (56) Avg.:						
9	HALTMAYR Petra	GER	Int1: 42.59 (27) Int2: 1:03.00 (49) Fin: 1:19.20 (45)	I1-I2: 20.41 (55) I2-Fin: 16.20 (29)	1.10 2.49 2.96	54.01	Sp1: 82.45 (55) Avg.: 65.68						
10	TURGEON Melanie	CAN	Int1: 42.80 (37) Int2: 1:02.25 (34) Fin: 1:18.54 (38)	I1-I2: 19.45 (32) I2-Fin: 16.29 (34)	1.31 1.74 2.30	42.32	Sp1: 96.05 (31) Avg.: 66.23						
11	BRYDON Emily	CAN	Int1: 42.50 (24) Int2: 1:02.11 (32) Fin: 1:18.27 (31)	I1-I2: 19.61 (41) I2-Fin: 16.16 (27)	1.01 1.60 2.03	37.48	Sp1: 94.81 (39) Avg.: 66.46						
12	JACQUEMOD Ingrid	FRA	Int1: 41.82 (7) Int2: 1:01.31 (11) Fin: 1:17.34 (9)	I1-I2: 19.49 (34) I2-Fin: 16.03 (14)	0.33 0.80 1.10	20.55	Sp1: 95.43 (34) Avg.: 67.26						
13	LECHNER Martina	AUT	Int1: 42.52 (25) Int2: 1:02.22 (33) Fin: 1:18.42 (34)	I1-I2: 19.70 (44) I2-Fin: 16.20 (29)	1.03 1.71 2.18	40.17	Sp1: 93.61 (47) Avg.: 66.34						





**AUDI FIS SKI WORLD CUP 2004/05**  
1st LADIES SUPER-G  
**PERFORMANCE ANALYSIS 2**



Number of Competitors: 66

Bib	Name	Nation	Positions			Partials			Difference		Speed		
			Pos.	Time	Rank	Pos.	Time	Rank	Time	Dist(m)	Pos.	km/h	Rank
14	RECCHIA Lucia	ITA	Int1: 42.40 (23) Int2: 1:02.26 (35) Fin: 1:18.35 (32)	I1-I2: 19.86 (50) I2-Fin: 16.09 (20)	0.91 1.75 2.11	38.91	Sp1: 86.14 (53) Avg.: 66.39						
15	KOSTNER Isolde	ITA	Int1: 42.87 (41) Int2: 1:01.76 (21) Fin: 1:17.71 (16)	I1-I2: 18.89 (6) I2-Fin: 15.95 (11)	1.38 1.25 1.47	27.33	Sp1: 96.47 (26) Avg.: 66.94						
16	CLARK Kirsten L	USA	Int1: 42.14 (13) Int2: 1:01.33 (12) Fin: 1:17.36 (11)	I1-I2: 19.19 (20) I2-Fin: 16.03 (14)	0.65 0.82 1.12	20.92	Sp1: 96.47 (26) Avg.: 67.24						
17	PAERSON Anja	SWE	Int1: 42.15 (14) Int2: 1:01.18 (8) Fin: 1:17.47 (12)	I1-I2: 19.03 (13) I2-Fin: 16.29 (34)	0.66 0.67 1.23	22.94	Sp1: 97.53 (22) Avg.: 67.15						
18	WIRTH Katja	AUT	Int1: 41.98 (8) Int2: 1:01.19 (9) Fin: 1:17.10 (7)	I1-I2: 19.21 (23) I2-Fin: 15.91 (7)	0.49 0.68 0.86	16.12	Sp1: 98.40 (17) Avg.: 67.47						
19	KOSTELIC Janica	CRO	Int1: 42.05 (10) Int2: 1:00.93 (7) Fin: 1:16.81 (5)	I1-I2: 18.88 (5) I2-Fin: 15.88 (4)	0.56 0.42 0.57	10.72	Sp1: 99.28 (11) Avg.: 67.73						
20	ERTL Martina	GER	Int1: 41.64 (5) Int2: 1:00.77 (5) Fin: 1:16.85 (6)	I1-I2: 19.13 (16) I2-Fin: 16.08 (18)	0.15 0.26 0.61	11.47	Sp1: 97.10 (24) Avg.: 67.69						
21	SIMARD Genevieve	CAN	Int1: 42.06 (11) Int2: 1:01.59 (16) Fin: 1:17.75 (18)	I1-I2: 19.53 (37) I2-Fin: 16.16 (27)	0.57 1.08 1.51	28.06	Sp1: 94.81 (39) Avg.: 66.91						
22	LALIVE Caroline	USA	Int1: Int2: Fin: DNF	I1-I2: I2-Fin:			Sp1: Avg.:						
23	OBERMOSER Brigitte	AUT	Int1: 42.36 (22) Int2: 1:01.22 (10) Fin: 1:17.16 (8)	I1-I2: 18.86 (3) I2-Fin: 15.94 (10)	0.87 0.71 0.92	17.23	Sp1: 100.40 (4) Avg.: 67.42						
24	BERGER Silvia	AUT	Int1: 42.73 (32) Int2: 1:01.92 (27) Fin: 1:18.21 (27)	I1-I2: 19.19 (20) I2-Fin: 16.29 (34)	1.24 1.41 1.97	36.40	Sp1: 95.22 (36) Avg.: 66.51						
25	MEISSNITZER Alexandra	AUT	Int1: 42.86 (40) Int2: 1:02.01 (28) Fin: 1:18.14 (25)	I1-I2: 19.15 (17) I2-Fin: 16.13 (23)	1.37 1.50 1.90	35.14	Sp1: 97.74 (20) Avg.: 66.57						
26	STYGER Nadia	SUI	Int1: Int2: Fin: DNF	I1-I2: I2-Fin:			Sp1: Avg.:						
27	GERG Hilde	GER	Int1: 42.01 (9) Int2: 1:00.82 (6) Fin: 1:16.70 (4)	I1-I2: 18.81 (1) I2-Fin: 15.88 (4)	0.52 0.31 0.46	8.67	Sp1: 100.86 (3) Avg.: 67.82						
28	DORFMEISTER Michaela	AUT	Int1: 41.67 (6) Int2: 1:00.54 (3) Fin: 1:16.24 (1)	I1-I2: 18.87 (4) I2-Fin: 15.70 (2)	0.18 0.03 0.00	0.00	Sp1: 102.02 (1) Avg.: 68.23						
29	MONTILLET-CARLES Carole	FRA	Int1: 42.75 (34) Int2: 1:02.27 (36) Fin: 1:18.22 (29)	I1-I2: 19.52 (36) I2-Fin: 15.95 (11)	1.26 1.76 1.98	36.58	Sp1: 96.26 (30) Avg.: 66.50						
30	GOETSCHL Renate	AUT	Int1: 41.50 (2) Int2: 1:00.51 (1) Fin: 1:16.39 (2)	I1-I2: 19.01 (11) I2-Fin: 15.88 (4)	0.01 0.00 0.15	2.84	Sp1: 101.55 (2) Avg.: 68.10						



**AUDI FIS SKI WORLD CUP 2004/05**  
1st LADIES SUPER-G  
**PERFORMANCE ANALYSIS 2**



Number of Competitors: 66

Bib	Name	Nation	Positions			Partials			Difference		Speed		
			Pos.	Time	Rank	Pos.	Time	Rank	Time	Dist(m)	Pos.	km/h	Rank
31	GOERGL Elisabeth	AUT	Int1: 42.21 (18) Int2: 1:01.88 (26) Fin: 1:18.18 (26)	I1-I2: 19.67 (43) I2-Fin: 16.30 (37)	0.72 1.37 1.94	35.86	Sp1: 94.61 (44) Avg.: 66.54						
32	WILHELM Kathrin	AUT	Int1: 42.83 (39) Int2: 1:02.65 (44) Fin: 1:19.00 (44)	I1-I2: 19.82 (46) I2-Fin: 16.35 (40)	1.34 2.14 2.76	50.48	Sp1: 94.81 (39) Avg.: 65.85						
33	FANCHINI Nadia	ITA	Int1: Int2: Fin: DNF	I1-I2: I2-Fin:			Sp1: Avg.:						
34	VANDERBEEK Kelly	CAN	Int1: 42.77 (36) Int2: 1:01.87 (25) Fin: 1:17.55 (14)	I1-I2: 19.10 (15) I2-Fin: 15.68 (1)	1.28 1.36 1.31	24.41	Sp1: 96.47 (26) Avg.: 67.08						
35	SCHILD Martina	SUI	Int1: 43.53 (53) Int2: 1:02.56 (41) Fin: 1:18.49 (35)	I1-I2: 19.03 (13) I2-Fin: 15.93 (8)	2.04 2.05 2.25	41.42	Sp1: 99.95 (7) Avg.: 66.28						
36	COLETTI Alexandra	ITA	Int1: Int2: Fin: DNF	I1-I2: I2-Fin:			Sp1: Avg.:						
37	HUBER Isabelle	GER	Int1: 42.97 (43) Int2: 1:02.56 (41) Fin: 1:19.26 (46)	I1-I2: 19.59 (39) I2-Fin: 16.70 (53)	1.48 2.05 3.02	55.06	Sp1: 95.43 (34) Avg.: 65.63						
38	MCCARTY Bryna	USA	Int1: 42.60 (28) Int2: 1:01.82 (23) Fin: 1:17.92 (21)	I1-I2: 19.22 (24) I2-Fin: 16.10 (21)	1.11 1.31 1.68	31.16	Sp1: 94.81 (39) Avg.: 66.76						
39	FLEMMEN Andrine	NOR	Int1: 43.31 (49) Int2: 1:03.24 (53) Fin: 1:19.79 (55)	I1-I2: 19.93 (52) I2-Fin: 16.55 (50)	1.82 2.73 3.55	64.29	Sp1: 94.01 (46) Avg.: 65.20						
40	FORSYTH Allison	CAN	Int1: 42.19 (17) Int2: 1:01.55 (15) Fin: 1:17.60 (15)	I1-I2: 19.36 (28) I2-Fin: 16.05 (17)	0.70 1.04 1.36	25.32	Sp1: 98.83 (13) Avg.: 67.04						
41	BORGHINI Catherine	SUI	Int1: 43.14 (46) Int2: 1:02.53 (40) Fin: 1:18.52 (37)	I1-I2: 19.39 (30) I2-Fin: 15.99 (13)	1.65 2.02 2.28	41.96	Sp1: 97.96 (19) Avg.: 66.25						
42	ROLLAND Marion	FRA	Int1: 43.34 (50) Int2: 1:02.59 (43) Fin: 1:18.93 (43)	I1-I2: 19.25 (25) I2-Fin: 16.34 (39)	1.85 2.08 2.69	49.25	Sp1: 100.18 (6) Avg.: 65.91						
43	KLEON Barbara	ITA	Int1: 42.27 (19) Int2: 1:01.44 (14) Fin: 1:18.40 (33)	I1-I2: 19.17 (19) I2-Fin: 16.96 (55)	0.78 0.93 2.16	39.81	Sp1: 99.06 (12) Avg.: 66.35						
44	HAEUSL Regina	GER	Int1: Int2: Fin: DNF	I1-I2: I2-Fin:			Sp1: Avg.:						
45	PIEREN Tanja	SUI	Int1: 42.60 (28) Int2: 1:02.42 (38) Fin: 1:18.84 (40)	I1-I2: 19.82 (46) I2-Fin: 16.42 (43)	1.11 1.91 2.60	47.65	Sp1: 95.02 (38) Avg.: 65.98						
46	HARGIN Janette	SWE	Int1: 43.05 (44) Int2: 1:02.01 (28) Fin: 1:17.94 (22)	I1-I2: 18.96 (8) I2-Fin: 15.93 (8)	1.56 1.50 1.70	31.52	Sp1: 100.40 (4) Avg.: 66.74						
47	DUVILLARD Julie	FRA	Int1: 42.68 (31) Int2: 1:02.03 (30) Fin: 1:18.51 (36)	I1-I2: 19.35 (27) I2-Fin: 16.48 (47)	1.19 1.52 2.27	41.78	Sp1: 99.50 (9) Avg.: 66.26						



**AUDI FIS SKI WORLD CUP 2004/05**  
1st LADIES SUPER-G  
**PERFORMANCE ANALYSIS 2**



Number of Competitors: 66

Bib	Name	Nation	Positions			Partials			Difference		Speed		
			Pos.	Time	Rank	Pos.	Time	Rank	Time	Dist(m)	Pos.	km/h	Rank
48	RICHARDSON Kaylin L	USA	Int1: 43.20 (47) Int2: 1:03.08 (50) Fin: 1:19.53 (51)	I1-I2: 19.88 (51) I2-Fin: 16.45 (44)	1.71 2.57 3.29	59.78	Sp1: 93.41 (48) Avg.: 65.41						
49	SCHNARF Johanna	ITA	Int1: Int2: Fin: DNF	I1-I2: I2-Fin:			Sp1: Avg.:						
50	SUHADOLC Mojca	SLO	Int1: 42.31 (20) Int2: 1:01.74 (20) Fin: 1:17.94 (22)	I1-I2: 19.43 (31) I2-Fin: 16.20 (29)	0.82 1.23 1.70	31.52	Sp1: 97.74 (20) Avg.: 66.74						
51	ALPIGER Ella	SUI	Int1: 43.35 (51) Int2: 1:03.38 (55) Fin: 1:19.60 (52)	I1-I2: 20.03 (53) I2-Fin: 16.22 (32)	1.86 2.87 3.36	60.99	Sp1: 88.73 (51) Avg.: 65.35						
52	MENDES Jonna	USA	Int1: Int2: Fin: DNF	I1-I2: I2-Fin:			Sp1: Avg.:						
53	DUMERMUTH Monika	SUI	Int1: 43.30 (48) Int2: 1:03.13 (52) Fin: 1:19.28 (48)	I1-I2: 19.83 (48) I2-Fin: 16.15 (25)	1.81 2.62 3.04	55.41	Sp1: 92.83 (49) Avg.: 65.62						
54	BERTHOD Sylviane	SUI	Int1: 42.76 (35) Int2: 1:01.70 (19) Fin: 1:17.51 (13)	I1-I2: 18.94 (7) I2-Fin: 15.81 (3)	1.27 1.19 1.27	23.68	Sp1: 98.83 (13) Avg.: 67.11						
55	STEMMER Stefanie	GER	Int1: 43.69 (55) Int2: 1:02.89 (48) Fin: 1:19.30 (49)	I1-I2: 19.20 (22) I2-Fin: 16.41 (42)	2.20 2.38 3.06	55.76	Sp1: 98.61 (16) Avg.: 65.60						
56	RABIC Urska	SLO	Int1: 44.12 (56) Int2: 1:03.10 (51) Fin: 1:19.77 (54)	I1-I2: 18.98 (9) I2-Fin: 16.67 (52)	2.63 2.59 3.53	63.94	Sp1: 96.68 (25) Avg.: 65.21						
57	MEILLEUR Karine	FRA	Int1: 42.73 (32) Int2: 1:02.07 (31) Fin: 1:18.21 (27)	I1-I2: 19.34 (26) I2-Fin: 16.14 (24)	1.24 1.56 1.97	36.40	Sp1: 95.84 (33) Avg.: 66.51						
58	GIVELET Anne-Laure	FRA	Int1: 43.39 (52) Int2: 1:02.75 (46) Fin: 1:19.26 (46)	I1-I2: 19.36 (28) I2-Fin: 16.51 (48)	1.90 2.24 3.02	55.06	Sp1: 94.61 (44) Avg.: 65.63						
59	MAZE Tina	SLO	Int1: 42.54 (26) Int2: 1:01.39 (13) Fin: 1:17.76 (19)	I1-I2: 18.85 (2) I2-Fin: 16.37 (41)	1.05 0.88 1.52	28.25	Sp1: 99.50 (9) Avg.: 66.90						
60	LINDELL-VIKARBY Jessica	SWE	Int1: 43.53 (53) Int2: 1:02.68 (45) Fin: 1:18.91 (41)	I1-I2: 19.15 (17) I2-Fin: 16.23 (33)	2.04 2.17 2.67	48.89	Sp1: 98.40 (17) Avg.: 65.92						
61	LEFRANCOIS Anne Marie	CAN	Int1: Int2: Fin: DNF	I1-I2: I2-Fin:			Sp1: Avg.:						
62	HILD Ellen	GER	Int1: Int2: Fin: DNF	I1-I2: I2-Fin:			Sp1: Avg.:						
63	GRUENER Angelika	ITA	Int1: 42.33 (21) Int2: 1:01.83 (24) Fin: 1:17.91 (20)	I1-I2: 19.50 (35) I2-Fin: 16.08 (18)	0.84 1.32 1.67	30.97	Sp1: 94.81 (39) Avg.: 66.77						
64	POPKOVA Anastasia	RUS	Int1: 42.80 (37) Int2: 1:02.40 (37) Fin: 1:18.91 (41)	I1-I2: 19.60 (40) I2-Fin: 16.51 (48)	1.31 1.89 2.67	48.89	Sp1: 96.47 (26) Avg.: 65.92						



**AUDI FIS SKI WORLD CUP 2004/05**  
 1st LADIES SUPER-G  
**PERFORMANCE ANALYSIS 2**



Number of Competitors: 66

Bib	Name	Nation	Positions			Partials			Difference		Speed		
			Pos.	Time	Rank	Pos.	Time	Rank	Time	Dist(m)	Pos.	km/h	Rank
65	MARTINOVOVA Gabriela	CZE	Int1:			I1-I2:					Sp1:		
			Int2:			I2-Fin:					Avg.:		
			Fin:	DNF									
66	KELLY Gail	CAN	Int1:	42.94	(42)	I1-I2:	19.81	(45)	1.45		Sp1:	92.44	(50)
			Int2:	1:02.75	(46)	I2-Fin:	16.65	(51)	2.24				
			Fin:	1:19.40	(50)				3.16	57.51	Avg.:	65.52	

**LEGEND**

**Pos** Intermediate or Speed Position    **Dist(m)** Distance behind the first    **Int2:** Intermediate 2    **Sp1:** Speed Trap 1  
**Avg.** Average Speed for the race    **Int1:** Intermediate 1    **DNF** Did Not Finish    **Fin:** Finish



# AUDI FIS SKI WORLD CUP



## AUDI FIS SKI WORLD CUP 2004/05

### AFTER 1st LADIES SUPER-G SUPER-G FIS WCSL LIST

Number of Competitors: 65

5 DEC 2004 Lake Louise (CAN)

Rank	FIS Code	Name	Nation	1	Base	- X	+ Y	= WCSL-SG
1	55069	GOETSCHL Renate	AUT	80	467	52	80	495
2	55198	DORFMEISTER Michaela	AUT	100	391	43	100	448
3	205117	GERG Hilde	GER	50	390	43	50	397
4	195374	MONTILLET-CARLES C.	FRA	2	402	45	2	359
5	206001	RIESCH Maria	GER	-	338	38	-	300
6	515170	STYGER Nadia	SUI	-	292	32	-	260
7	55212	MEISSNITZER Alexandra	AUT	6	267	30	6	243
8	55261	OBERMOSER Brigitte	AUT	32	195	22	32	205
9	55539	BERGER Silvia	AUT	4	219	24	4	199
10	205378	ERTL Martina	GER	40	169	19	40	190
11	385022	KOSTELIC Janica	CRO	45	157	17	45	185
12	295342	PUTZER Karen	ITA	-	207	23	-	184
12	195503	SUCHET Melanie	FRA	-	207	23	-	184
14	55538	WIRTH Katja	AUT	36	157	17	36	176
15	106056	SIMARD Genevieve	CAN	13	177	20	13	170
16	536473	LALIVE Caroline	USA	-	178	20	-	158
17	505483	PAERSON Anja	SWE	22	144	16	22	150
18	536138	CLARK Kirsten L	USA	24	141	16	24	149
19	195671	JACQUEMOD Ingrid	FRA	29	116	13	29	132
20	537544	KILDOW Lindsey C.	USA	60	62	7	60	115
21	295533	RECCHIA Lucia	ITA	-	127	14	-	113
22	55339	LECHNER Martina	AUT	-	120	13	-	107
23	295588	KOSTNER Isolde	ITA	15	89	10	15	94
24	105997	BRYDON Emily	CAN	-	100	11	-	89
24	105546	TURGEON Melanie	CAN	-	100	11	-	89
26	205119	HALTMAYR Petra	GER	-	98	11	-	87
27	295136	CECCARELLI Daniela	ITA	-	90	10	-	80
27	536884	LUDLOW Libby	USA	14	74	8	14	80
29	537545	MANCUSO Julia	USA	29	54	6	29	77
30	515573	AUFDENBLATTEN Fraenzi	SUI	7	76	8	7	75
31	55313	ROHREGGER Eveline	AUT	1	62	7	1	56
32	195837	MATTEL Magda	FRA	-	52	6	-	46
33	225206	ALCOTT Chemmy	GBR	-	50	6	-	44
34	515409	BERTHOD Sylviane	SUI	20	17	2	20	35
35	295449	KLEON Barbara	ITA	-	37	4	-	33





# AUDI FIS SKI WORLD CUP



## AUDI FIS SKI WORLD CUP 2004/05

### AFTER 1st LADIES SUPER-G SUPER-G FIS WCSL LIST

Number of Competitors: 65

5 DEC 2004 Lake Louise (CAN)

Rank	FIS Code	Name	Nation	1	Base	- X	+ Y	= WCSL-SG
36	55052	SCHNEIDER Tanja	AUT	-	35	4	-	31
37	565037	SUHADOLC Mojca	SLO	9	23	3	9	29
38	505260	HARGIN Janette	SWE	9	21	2	9	28
39	55576	GOERGL Elisabeth	AUT	5	22	2	5	25
40	425001	FLEMMEN Andrine	NOR	-	27	3	-	24
40	205820	HUBER Isabelle	GER	-	27	3	-	24
40	515166	PIEREN Tanja	SUI	-	27	3	-	24
43	565243	MAZE Tina	SLO	12	10	1	12	21
44	515478	ALPIGER Ella	SUI	-	23	3	-	20
44	515348	BORCHI Catherine	SUI	-	22	2	-	20
44	515560	SCHILD Martina	SUI	-	23	3	-	20
47	106402	VANDERBEEK Kelly	CAN	18	-	-	18	18
48	105741	FORSYTH Allison	CAN	16	-	-	16	16
48	55588	RUMPFHUBER Ingrid	AUT	-	18	2	-	16
48	106593	SPLAWINSKI Sophie	CAN	-	18	2	-	16
51	296217	COLETTI Alexandra	ITA	-	17	2	-	15
51	195920	GIVELET Anne-Laure	FRA	-	17	2	-	15
53	205392	HAEUSL Regina	GER	-	16	2	-	14
54	296242	GRUENER Angelika	ITA	11	-	-	11	11
55	537446	MCCARTY Bryna	USA	10	-	-	10	10
55	195868	MEILLEUR Karine	FRA	4	7	1	4	10
57	55596	WILHELM Kathrin	AUT	-	9	1	-	8
58	536477	MENDES Jonna	USA	-	6	1	-	5
59	505449	BENT Nike	SWE	-	4	-	-	4
59	515429	DUMERMUTH Monika	SUI	-	4	-	-	4
59	195311	DUVILLARD Julie	FRA	-	4	-	-	4
59	296729	FANCHINI Nadia	ITA	-	5	1	-	4
59	105662	LEFRANCOIS Anne Marie	CAN	-	4	-	-	4
59	515403	MUELLER Tamara	SUI	-	4	-	-	4
65	505632	LINDELL-VIKARBY Jessica	SWE	-	3	-	-	3


Number of Competitors per Nation until 60th position

AUT : 12	CAN : 7	CRO : 1	FRA : 7	GBR : 1	GER : 6
ITA : 8	NOR : 1	SLO : 2	SUI : 9	SWE : 3	USA : 7





# AUDI FIS SKI WORLD CUP



---

**AUDI FIS SKI WORLD CUP 2004/05**

AFTER 1st LADIES SUPER-G  
SUPER-G FIS WCSL LIST

---

**LEGEND**

**Base** Last season WCSL points  
**X** (Base / number of planned races in the current season) \* number of completed races in the current season  
**Y** WC points won in the current season  
**WCSL-SG** World Cup Start List points for Super-G

05-12-2004 / Lake Louise (CAN) / 5372

Page 3/3

[www.fis-ski.com](http://www.fis-ski.com)

Generation Date: SUN 5 DEC 2004

Time: 12:24 Swatch Internet Time: @850


Document: 60A 1.0







# AUDI FIS SKI WORLD CUP



## AUDI FIS SKI WORLD CUP 2004/05

AFTER 1st LADIES SUPER-G

## OVERALL FIS WCSL LIST

Number of Competitors: 135

Rank	FIS Code	Name	Nation	WCSL	DH	SL	GS	SG	K
1	505483	PAERSON Anja	SWE	1541	42 (35)	679 (1)	670 (1)	150 (17)	-
2	55069	GOETSCHL Renate	AUT	1334	654 (1)	5 (53)	180 (14)	495 (1)	-
3	385022	KOSTELIC Janica	CRO	1058	129 (19)	364 (4)	280 (4)	185 (11)	100 (1)
4	55198	DORFMEISTER Michaela	AUT	1023	342 (5)	-	215 (10)	448 (2)	18 (13)
5	205117	GERG Hilde	GER	1002	585 (2)	-	20 (41)	397 (3)	-
6	195374	MONTILLET-CARLES Carole	FRA	931	523 (3)	-	49 (32)	359 (4)	-
7	206001	RIESCH Maria	GER	868	220 (8)	191 (15)	104 (20)	300 (5)	53 (3)
8	185140	POUTIAINEN Tanja	FIN	860	-	463 (2)	397 (2)	-	-
9	205378	ERTL Martina	GER	839	56 (31)	264 (9)	269 (6)	190 (10)	60 (2)
10	55212	MEISSNITZER Alexandra	AUT	628	175 (13)	-	210 (12)	243 (7)	-
11	55576	GOERGL Elisabeth	AUT	584	3 (58)	282 (8)	274 (5)	25 (39)	-
12	55690	HOSP Nicole	AUT	559	-	288 (7)	231 (9)	-	40 (6)
13	515170	STYGER Nadia	SUI	544	196 (10)	-	88 (25)	260 (6)	-
14	295342	PUTZER Karen	ITA	531	58 (29)	7 (50)	257 (8)	184 (12)	25 (10)
15	295588	KOSTNER Isolde	ITA	446	343 (4)	-	9 (53)	94 (23)	-
16	55261	OBERMOSER Brigitte	AUT	436	191 (11)	-	29 (35)	205 (8)	11 (17)
16	55590	SCHILD Marlies	AUT	436	7 (54)	348 (5)	56 (29)	-	25 (10)
18	535825	KOZNICK Kristina	USA	431	-	331 (6)	100 (22)	-	-
19	536138	CLARK Kirsten L	USA	428	199 (9)	-	71 (27)	149 (18)	9 (19)
20	537544	KILDOW Lindsey C.	USA	418	268 (7)	25 (42)	10 (51)	115 (20)	-
21	205636	BERGMANN-SCHMUDERER	GER	376	-	376 (3)	-	-	-
22	515573	AUFDENBLATTEN Fraenzi	SUI	374	182 (12)	-	109 (19)	75 (30)	8 (20)
23	536481	SCHLEPER Sarah	USA	363	-	207 (11)	156 (15)	-	-
24	505187	OTTOSSON Anna	SWE	357	-	142 (20)	215 (10)	-	-
25	536473	LALIVE Caroline	USA	330	141 (18)	-	5 (58)	158 (16)	26 (9)
26	515409	BERTHOD Sylviane	SUI	326	291 (6)	-	-	35 (34)	-
27	495065	RIENDA CONTRERAS M.	SPA	324	-	-	324 (3)	-	-
28	55539	BERGER Silvia	AUT	296	-	-	97 (23)	199 (9)	-
29	195503	SUCHET Melanie	FRA	291	107 (23)	-	-	184 (12)	-
30	195671	JACQUEMOD Ingrid	FRA	271	129 (19)	-	10 (51)	132 (19)	-
31	515268	NEF Sonja	SUI	270	-	142 (20)	128 (18)	-	-
32	295445	KARBON Denise	ITA	267	-	-	267 (7)	-	-
33	105997	BRYDON Emily	CAN	263	162 (15)	-	-	89 (24)	12 (15)
34	106056	SIMARD Genevieve	CAN	261	19 (44)	-	53 (31)	170 (15)	19 (12)
34	55538	WIRTH Katja	AUT	261	79 (26)	-	-	176 (14)	6 (23)
36	105546	TURGEON Melanie	CAN	254	165 (14)	-	-	89 (24)	-





# AUDI FIS SKI WORLD CUP



## AUDI FIS SKI WORLD CUP 2004/05

### AFTER 1st LADIES SUPER-G OVERALL FIS WCSL LIST

Number of Competitors: 135

Rank	FIS Code	Name	Nation	WCSL	DH	SL	GS	SG	K
37	155415	ZAHROBSKA Sarka	CZE	253	-	223 (10)	2 (68)	-	28 (8)
38	205119	HALTMAYR Petra	GER	240	153 (16)	-	-	87 (26)	-
39	295136	CECCARELLI Daniela	ITA	238	151 (17)	-	-	80 (27)	7 (22)
40	515370	OESTER Marlies	SUI	232	-	78 (29)	104 (20)	-	50 (4)
41	537545	MANCUSO Julia	USA	231	29 (41)	66 (32)	18 (42)	77 (29)	41 (5)
42	565243	MAZE Tina	SLO	223	-	-	202 (13)	21 (43)	-
43	705287	ZUZULOVA Veronika	SVK	203	-	203 (12)	-	-	-
44	296259	MOELGG Manuela	ITA	200	-	123 (23)	65 (28)	-	12 (15)
45	195249	PEQUEGNOT Laure	FRA	197	-	197 (13)	-	-	-
46	55302	EGGER Sabine	AUT	193	-	193 (14)	-	-	-
47	425001	FLEMMEN Andrine	NOR	176	16 (48)	5 (53)	131 (17)	24 (40)	-
48	425458	VIKEN Line	NOR	173	-	173 (16)	-	-	-
49	105741	FORSYTH Allison	CAN	170	-	-	154 (16)	16 (48)	-
49	205115	GERG Annemarie	GER	170	-	166 (17)	4 (62)	-	-
49	295435	GIUS Nicole	ITA	170	-	80 (28)	90 (24)	-	-
52	505610	BORSSEN Therese	SWE	160	-	157 (18)	3 (66)	-	-
53	515348	BORGHY Catherine	SUI	152	124 (21)	-	-	20 (44)	8 (20)
53	425051	ROGNMO Trine-Bakke	NOR	152	-	152 (19)	-	-	-
55	195377	PASCAL Christel	FRA	141	-	123 (23)	18 (42)	-	-
56	537772	STIEGLER Resi	USA	134	-	113 (25)	8 (55)	-	13 (14)
57	295449	KLEON Barbara	ITA	133	79 (26)	-	21 (40)	33 (35)	-
58	295533	RECCHIA Lucia	ITA	132	19 (44)	-	-	113 (21)	-
59	55313	ROHREGGER Eveline	AUT	129	-	-	73 (26)	56 (31)	-
60	385027	FLEISS Nika	CRO	126	-	126 (22)	-	-	-
61	537446	MCCARTY Bryna	USA	125	115 (22)	-	-	10 (55)	-
62	205820	HUBER Isabelle	GER	122	98 (24)	-	-	24 (40)	-
63	225206	ALCOTT Chemmy	GBR	115	55 (32)	-	16 (46)	44 (33)	-
64	536884	LUDLOW Libby	USA	110	21 (43)	-	9 (53)	80 (27)	-
65	55339	LECHNER Martina	AUT	107	-	-	-	107 (22)	-
66	385032	JELUSIC Ana	CRO	94	-	94 (26)	-	-	-
67	536477	MENDES Jonna	USA	91	86 (25)	-	-	5 (58)	-
68	295265	CERESA Annalisa	ITA	84	-	84 (27)	-	-	-
69	505260	HARGIN Janette	SWE	82	38 (37)	16 (46)	-	28 (38)	-
70	55759	KIRCHGASSER Michaela	AUT	78	-	71 (30)	7 (56)	-	-
70	515560	SCHILD Martina	SUI	78	58 (29)	-	-	20 (44)	-
72	55052	SCHNEIDER Tanja	AUT	77	46 (33)	-	-	31 (36)	-





# AUDI FIS SKI WORLD CUP



## AUDI FIS SKI WORLD CUP 2004/05

### AFTER 1st LADIES SUPER-G OVERALL FIS WCSL LIST

Number of Competitors: 135

Rank	FIS Code	Name	Nation	WCSL	DH	SL	GS	SG	K
73	505632	LINDELL-VIKARBY Jessica	SWE	74	35 (39)	-	5 (58)	3 (65)	31 (7)
74	195912	DE LEYMARIE Florine	FRA	71	-	71 (30)	-	-	-
75	55596	WILHELM Kathrin	AUT	67	59 (28)	-	-	8 (57)	-
76	195837	MATTEL Magda	FRA	65	19 (44)	-	-	46 (32)	-
77	425443	BIRKELUND Karina	NOR	63	-	46 (36)	17 (44)	-	-
78	55588	RUMPFHUBER Ingrid	AUT	59	43 (34)	-	-	16 (48)	-
79	106402	VANDERBEEK Kelly	CAN	56	38 (37)	-	-	18 (47)	-
80	105884	KELLY Gail	CAN	54	-	-	54 (30)	-	-
81	295738	BACHMANN Silke	ITA	53	-	7 (50)	46 (33)	-	-
82	195215	VIDAL Vanessa	FRA	51	-	51 (33)	-	-	-
83	185058	RAITA Henna	FIN	48	-	48 (34)	-	-	-
84	425380	BREMSETH Lisa	NOR	47	-	47 (35)	-	-	-
84	205392	HAEUSL Regina	GER	47	33 (40)	-	-	14 (53)	-
84	106022	JANYK Britt	CAN	47	-	17 (45)	30 (34)	-	-
87	55691	SPONRING Christine	AUT	45	-	45 (37)	-	-	-
88	515092	GRUENENFELDER Corina	SUI	44	-	44 (38)	-	-	-
89	105662	LEFRANCOIS Anne Marie	CAN	43	39 (36)	-	-	4 (59)	-
89	55359	TRUPPE Karin	AUT	43	-	43 (39)	-	-	-
91	505760	PIETILAE-HOLMNER Maria	SWE	41	-	14 (48)	27 (36)	-	-
92	155047	ZAKOURILOVA Petra	CZE	37	-	37 (40)	-	-	-
93	195920	GIVELET Anne-Laure	FRA	34	19 (44)	-	-	15 (51)	-
94	505271	EKMAN Susanne	SWE	33	-	29 (41)	4 (62)	-	-
94	106593	SPLAWINSKI Sophie	CAN	33	-	-	17 (44)	16 (48)	-
94	565037	SUHADOLC Mojca	SLO	33	2 (61)	-	2 (68)	29 (37)	-
97	515478	ALPIGER Ella	SUI	28	8 (53)	-	-	20 (44)	-
97	515429	DUMERMUTH Monika	SUI	28	24 (42)	-	-	4 (59)	-
99	195931	PELTIER Audrey	FRA	26	-	-	26 (37)	-	-
100	515166	PIEREN Tanja	SUI	24	-	-	-	24 (40)	-
101	305287	HIROI Noriyo	JPN	23	-	23 (43)	-	-	-
101	515095	KUMMER Lilian	SUI	23	-	-	23 (38)	-	-
101	296008	MERIGHETTI Daniela	ITA	23	-	-	23 (38)	-	-
101	565097	PRETNAR Spela	SLO	23	-	23 (43)	-	-	-
105	296217	COLETTI Alexandra	ITA	22	7 (54)	-	-	15 (51)	-
106	195868	MEILLEUR Karine	FRA	21	11 (52)	-	-	10 (55)	-
107	55838	ZETTEL Kathrin	AUT	20	-	4 (57)	16 (46)	-	-
108	55290	HEREGGER Selina	AUT	16	16 (48)	-	-	-	-





# AUDI FIS SKI WORLD CUP



## AUDI FIS SKI WORLD CUP 2004/05

### AFTER 1st LADIES SUPER-G OVERALL FIS WCSL LIST

Number of Competitors: 135

Rank	FIS Code	Name	Nation	WCSL	DH	SL	GS	SG	K
108	355038	WALTER Jessica	LIE	16	-	16 (46)	-	-	-
110	295927	PLANATSCHER Magdalena	ITA	15	-	-	15 (48)	-	-
111	195905	COLOMBAN Emmanuelle	FRA	14	-	-	14 (49)	-	-
111	425389	NILSEN Stina Hofgard	NOR	14	-	-	14 (49)	-	-
111	296473	SIORPAES Wendy	ITA	14	14 (50)	-	-	-	-
114	515496	IMLIG Corinne	SUI	12	12 (51)	-	-	-	-
115	565207	DABIC Lea	SLO	11	-	-	-	-	11 (17)
115	195311	DUVILLARD Julie	FRA	11	3 (58)	-	4 (62)	4 (59)	-
115	296242	GRUENER Angelika	ITA	11	-	-	-	11 (54)	-
118	296729	FANCHINI Nadia	ITA	9	-	-	5 (58)	4 (59)	-
119	537145	ROSS Lauren	USA	8	-	8 (49)	-	-	-
120	55383	BLASER Karin	AUT	7	7 (54)	-	-	-	-
120	55388	RAICH Carina	AUT	7	-	7 (50)	-	-	-
122	565268	DREV Ana	SLO	6	-	-	6 (57)	-	-
123	106527	ACTON Brigitte	CAN	5	-	-	5 (58)	-	-
123	305092	KASHIWAGI Kumiko	JPN	5	-	5 (53)	-	-	-
123	505351	OLOFSSON Sofie	SWE	5	-	5 (53)	-	-	-
123	536479	POWERS Alison	USA	5	5 (57)	-	-	-	-
127	505449	BENT Nike	SWE	4	-	-	-	4 (59)	-
127	195927	LAZIER Laurence	FRA	4	-	-	4 (62)	-	-
127	515403	MUELLER Tamara	SUI	4	-	-	-	4 (59)	-
130	537230	KELLEY Jessica C	USA	3	-	-	3 (66)	-	-
130	296073	MORANDINI Claudia	ITA	3	-	3 (58)	-	-	-
130	296091	PEZZEDI Emmi	ITA	3	-	3 (58)	-	-	-
130	55622	VIERTHALER Astrid	AUT	3	3 (58)	-	-	-	-
134	205872	HILD Ellen	GER	2	2 (61)	-	-	-	-
134	65038	PERSYN Karen	BEL	2	-	2 (60)	-	-	-

#### LEGEND

GS Giant Slalom points    SG Super-G points    DH Downhill points    WCSL Overall points    SL Slalom points  
K Combined points

05-12-2004 / Lake Louise (CAN) / 5372

Page 4/4

[www.fis-ski.com](http://www.fis-ski.com)

Generation Date: SUN 5 DEC 2004


Time: 12:24 Swatch Internet Time: @850

Document: 60B 1.0





# AUDI FIS SKI WORLD CUP



## AUDI FIS SKI WORLD CUP 2004/05 1st LADIES SUPER-G SUPER-G FIS WORLD CUP STANDINGS

Number of Competitors: 30

5 DEC 2004 Lake Louise (CAN)

Rank	FIS Code	Name	Nation	1	WC-SG	Diff.
1	55198	DORFMEISTER Michaela	AUT	100	100	
2	55069	GOETSCHL Renate	AUT	80	80	- 20
3	537544	KILDOW Lindsey C.	USA	60	60	- 40
4	205117	GERG Hilde	GER	50	50	- 50
5	385022	KOSTELIC Janica	CRO	45	45	- 55
6	205378	ERTL Martina	GER	40	40	- 60
7	55538	WIRTH Katja	AUT	36	36	- 64
8	55261	OBERMOSER Brigitte	AUT	32	32	- 68
9	195671	JACQUEMOD Ingrid	FRA	29	29	- 71
9	537545	MANCUSO Julia	USA	29	29	- 71
11	536138	CLARK Kirsten L	USA	24	24	- 76
12	505483	PAERSON Anja	SWE	22	22	- 78
13	515409	BERTHOD Sylviane	SUI	20	20	- 80
14	106402	VANDERBEEK Kelly	CAN	18	18	- 82
15	105741	FORSYTH Allison	CAN	16	16	- 84
16	295588	KOSTNER Isolde	ITA	15	15	- 85
17	536884	LUDLOW Libby	USA	14	14	- 86
18	106056	SIMARD Genevieve	CAN	13	13	- 87
19	565243	MAZE Tina	SLO	12	12	- 88
20	296242	GRUENER Angelika	ITA	11	11	- 89
21	537446	MCCARTY Bryna	USA	10	10	- 90
22	505260	HARGIN Janette	SWE	9	9	- 91
22	565037	SUHADOLC Mojca	SLO	9	9	- 91
24	515573	AUFDENBLATTEN Fraenzi	SUI	7	7	- 93
25	55212	MEISSNITZER Alexandra	AUT	6	6	- 94
26	55576	GOERGL Elisabeth	AUT	5	5	- 95
27	55539	BERGER Silvia	AUT	4	4	- 96
27	195868	MEILLEUR Karine	FRA	4	4	- 96
29	195374	MONTILLET-CARLES C.	FRA	2	2	- 98
30	55313	ROHREGGER Eveline	AUT	1	1	- 99

### LEGEND

WC-SG World Cup points for Super-G Diff. Points Difference

05-12-2004 / Lake Louise (CAN) / 5372

Page 1/1

[www.fis-ski.com](http://www.fis-ski.com)

Generation Date: SUN 5 DEC 2004


Time: 12:24 Swatch Internet Time: @850

Document: 25A 1.0





# AUDI FIS SKI WORLD CUP



## AUDI FIS SKI WORLD CUP 2004/05 1st LADIES SUPER-G OVERALL FIS WORLD CUP STANDINGS


Number of Competitors: 88

Rank	FIS Code	Name	Nation	Points	DH 2 races	SL 2 races	GS 2 races	SG 1 race	K
1	185140	POUTIAINEN Tanja	FIN	340	–	160 (1)	180 (1)	–	–
2	505483	PAERSON Anja	SWE	311	29 (16)	80 (5)	180 (1)	22 (12)	–
3	385022	KOSTELIC Janica	CRO	283	46 (11)	100 (2)	92 (3)	45 (5)	–
4	55069	GOETSCHL Renate	AUT	237	125 (4)	–	32 (16)	80 (2)	–
5	55198	DORFMEISTER Michaela	AUT	227	82 (5)	–	45 (11)	100 (1)	–
6	205117	GERG Hilde	GER	210	160 (1)	–	–	50 (4)	–
7	537544	KILDOW Lindsey C.	USA	205	145 (2)	–	–	60 (3)	–
8	205378	ERTL Martina	GER	161	–	31 (21)	90 (4)	40 (6)	–
9	535825	KOZNICK Kristina	USA	157	–	100 (2)	57 (6)	–	–
10	195374	MONTILLET-CARLES Carole	FRA	142	140 (3)	–	–	2 (29)	–
11	55261	OBERMOSER Brigitte	AUT	106	74 (7)	–	–	32 (8)	–
12	296259	MOELGG Manuela	ITA	100	–	100 (2)	–	–	–
13	295588	KOSTNER Isolde	ITA	87	72 (8)	–	–	15 (16)	–
13	537545	MANCUSO Julia	USA	87	16 (20)	26 (22)	16 (27)	29 (9)	–
15	55538	WIRTH Katja	AUT	82	46 (11)	–	–	36 (7)	–
16	55690	HOSP Nicole	AUT	79	–	50 (9)	29 (18)	–	–
17	515409	BERTHOD Sylviane	SUI	78	58 (9)	–	–	20 (13)	–
18	205119	HALTMAYR Petra	GER	76	76 (6)	–	–	–	–
19	195671	JACQUEMOD Ingrid	FRA	73	34 (13)	–	10 (31)	29 (9)	–
20	55576	GOERGL Elisabeth	AUT	72	3 (35)	18 (25)	46 (10)	5 (26)	–
21	195912	DE LEYMARIE Florine	FRA	62	–	62 (6)	–	–	–
21	295435	GIUS Nicole	ITA	62	–	36 (13)	26 (19)	–	–
21	295342	PUTZER Karen	ITA	62	–	7 (35)	55 (7)	–	–
24	505187	OTTOSSON Anna	SWE	61	–	10 (32)	51 (8)	–	–
25	495065	RIENDA CONTRERAS M.	SPA	60	–	–	60 (5)	–	–
26	385032	JELUSIC Ana	CRO	58	–	58 (7)	–	–	–
26	536473	LALIVE Caroline	USA	58	58 (9)	–	–	–	–
28	55590	SCHILD Marlies	AUT	57	7 (30)	–	50 (9)	–	–
29	705287	ZUZULOVA Veronika	SVK	54	–	54 (8)	–	–	–
30	515268	NEF Sonja	SUI	50	–	15 (26)	35 (15)	–	–
31	515573	AUFDENBLATTEN Fraenzi	SUI	49	26 (17)	–	16 (27)	7 (24)	–
31	536138	CLARK Kirsten L	USA	49	22 (18)	–	3 (37)	24 (11)	–
33	515370	OESTER Marlies	SUI	45	–	9 (33)	36 (13)	–	–
33	195377	PASCAL Christel	FRA	45	–	45 (10)	–	–	–
35	537446	MCCARTY Bryna	USA	44	34 (13)	–	–	10 (21)	–
36	105741	FORSYTH Allison	CAN	40	–	–	24 (20)	16 (15)	–





# AUDI FIS SKI WORLD CUP



## AUDI FIS SKI WORLD CUP 2004/05 1st LADIES SUPER-G OVERALL FIS WORLD CUP STANDINGS

Number of Competitors: 88

Rank	FIS Code	Name	Nation	Points	DH 2 races	SL 2 races	GS 2 races	SG 1 race	K
36	505260	HARGIN Janette	SWE	40	31 (15)	–	–	9 (22)	–
36	195249	PEQUEGNOT Laure	FRA	40	–	40 (11)	–	–	–
36	536481	SCHLEPER Sarah	USA	40	–	40 (11)	–	–	–
36	515170	STYGER Nadia	SUI	40	–	–	40 (12)	–	–
41	205636	BERGMANN-SCHMUDERER	GER	36	–	36 (13)	–	–	–
41	505610	BORSSEN Therese	SWE	36	–	36 (13)	–	–	–
41	55302	EGGER Sabine	AUT	36	–	36 (13)	–	–	–
41	385027	FLEISS Nika	CRO	36	–	36 (13)	–	–	–
41	205115	GERG Annemarie	GER	36	–	36 (13)	–	–	–
41	105884	KELLY Gail	CAN	36	–	–	36 (13)	–	–
47	106056	SIMARD Genevieve	CAN	34	–	–	21 (23)	13 (18)	–
47	425458	VIKEN Line	NOR	34	–	34 (19)	–	–	–
49	155415	ZAHROBSKA Sarka	CZE	33	–	33 (20)	–	–	–
50	565243	MAZE Tina	SLO	32	–	–	20 (24)	12 (19)	–
51	55313	ROHREGGER Eveline	AUT	31	–	–	30 (17)	1 (30)	–
52	106402	VANDERBEEK Kelly	CAN	30	12 (26)	–	–	18 (14)	–
53	505760	PIETILAE-HOLMNER Maria	SWE	29	–	14 (28)	15 (30)	–	–
54	295449	KLEON Barbara	ITA	28	19 (19)	–	9 (32)	–	–
54	55212	MEISSNITZER Alexandra	AUT	28	–	–	22 (21)	6 (25)	–
56	55539	BERGER Silvia	AUT	26	–	–	22 (21)	4 (27)	–
57	425443	BIRKELUND Karina	NOR	23	–	6 (36)	17 (26)	–	–
57	537772	STIEGLER Resi	USA	23	–	15 (26)	8 (33)	–	–
59	195215	VIDAL Vanessa	FRA	22	–	22 (23)	–	–	–
60	55838	ZETTEL Kathrin	AUT	20	–	4 (38)	16 (27)	–	–
61	185058	RAITA Henna	FIN	19	–	19 (24)	–	–	–
62	206001	RIESCH Maria	GER	18	–	–	18 (25)	–	–
63	105546	TURGEON Melanie	CAN	16	16 (20)	–	–	–	–
64	295136	CECCARELLI Daniela	ITA	15	15 (22)	–	–	–	–
65	515348	BORGHI Catherine	SUI	14	14 (23)	–	–	–	–
65	425380	BREMSETH Lisa	NOR	14	–	14 (28)	–	–	–
65	536884	LUDLOW Libby	USA	14	–	–	–	14 (17)	–
65	536477	MENDES Jonna	USA	14	14 (23)	–	–	–	–
69	105997	BRYDON Emily	CAN	13	13 (25)	–	–	–	–
69	155047	ZAKOURILOVA Petra	CZE	13	–	13 (30)	–	–	–
71	106022	JANYK Britt	CAN	12	–	12 (31)	–	–	–
72	296242	GRUENER Angelika	ITA	11	–	–	–	11 (20)	–







# AUDI FIS SKI WORLD CUP



## AUDI FIS SKI WORLD CUP 2004/05 1st LADIES SUPER-G OVERALL FIS WORLD CUP STANDINGS

Number of Competitors: 88

Rank	FIS Code	Name	Nation	Points	DH 2 races	SL 2 races	GS 2 races	SG 1 race	K
73	505632	LINDELL-VIKARBY Jessica	SWE	9	9 (27)	-	-	-	-
73	565037	SUHADOLC Mojca	SLO	9	-	-	-	9 (22)	-
75	515429	DUMERMUTH Monika	SUI	8	8 (28)	-	-	-	-
75	537145	ROSS Lauren	USA	8	-	8 (34)	-	-	-
75	55596	WILHELM Kathrin	AUT	8	8 (28)	-	-	-	-
78	55383	BLASER Karin	AUT	7	7 (30)	-	-	-	-
78	105662	LEFRANCOIS Anne Marie	CAN	7	7 (30)	-	-	-	-
80	295738	BACHMANN Silke	ITA	6	-	-	6 (34)	-	-
80	565268	DREV Ana	SLO	6	-	-	6 (34)	-	-
82	296729	FANCHINI Nadia	ITA	5	-	-	5 (36)	-	-
82	505351	OLOFSSON Sofie	SWE	5	-	5 (37)	-	-	-
82	295533	RECCHIA Lucia	ITA	5	5 (33)	-	-	-	-
85	55290	HEREGGER Selina	AUT	4	4 (34)	-	-	-	-
85	195868	MEILLEUR Karine	FRA	4	-	-	-	4 (27)	-
87	55622	VIERTHALER Astrid	AUT	3	3 (35)	-	-	-	-
88	225206	ALCOTT Chemmy	GBR	2	2 (37)	-	-	-	-

### LEGEND

GS Giant Slalom points    SG Super-G points    DH Downhill points    Points Overall points    SL Slalom points  
K Combined points

05-12-2004 / Lake Louise (CAN) / 5372

Page 3/3

[www.fis-ski.com](http://www.fis-ski.com)

Generation Date: SUN 5 DEC 2004


Time: 12:24 Swatch Internet Time: @850

Document: 25B 1.0





# AUDI FIS SKI WORLD CUP



## AUDI FIS SKI WORLD CUP 2004/05

1st LADIES SUPER-G

## WOMEN FIS NATION CUP


Number of Nations: 16

Place	Nation	Points	Diff.	DH	SL	GS	SG	K
1	AUT <b>Austria</b>	<b>1023</b>		359	108	292	264	-
2	USA <b>United States of America</b>	<b>699</b>	- 324	289	189	84	137	-
3	GER <b>Germany</b>	<b>537</b>	- 486	236	103	108	90	-
4	SWE <b>Sweden</b>	<b>491</b>	- 532	69	145	246	31	-
5	FRA <b>France</b>	<b>388</b>	- 635	174	169	10	35	-
6	ITA <b>Italy</b>	<b>381</b>	- 642	111	143	101	26	-
7	CRO <b>Croatia</b>	<b>377</b>	- 646	46	194	92	45	-
8	FIN <b>Finland</b>	<b>359</b>	- 664	-	179	180	-	-
9	SUI <b>Switzerland</b>	<b>284</b>	- 739	106	24	127	27	-
10	CAN <b>Canada</b>	<b>188</b>	- 835	48	12	81	47	-
11	NOR <b>Norway</b>	<b>71</b>	- 952	-	54	17	-	-
12	SPA <b>Spain</b>	<b>60</b>	- 963	-	-	60	-	-
13	SVK <b>Slovakia</b>	<b>54</b>	- 969	-	54	-	-	-
14	SLO <b>Slovenia</b>	<b>47</b>	- 976	-	-	26	21	-
15	CZE <b>Czech Republic</b>	<b>46</b>	- 977	-	46	-	-	-
16	GBR <b>Great Britain</b>	<b>2</b>	- 1021	2	-	-	-	-





# AUDI FIS SKI WORLD CUP



## AUDI FIS SKI WORLD CUP 2004/05 1st LADIES SUPER-G FIS OVERALL NATION CUP


Number of Nations: 18

Place	Nation	Overall			DH Points			SL Points			GS Points			SG Points			K Points		
		M+W	M	W	M+W	M	W	M+W	M	W	M+W	M	W	M+W	M	W	M+W	M	W
1	AUT	<b>2277</b>	1254	1023	<b>793</b>	434	359	<b>108</b>	-	108	<b>460</b>	168	292	<b>916</b>	652	264	-	-	-
2	USA	<b>1422</b>	723	699	<b>650</b>	361	289	<b>189</b>	-	189	<b>204</b>	120	84	<b>379</b>	242	137	-	-	-
3	SUI	<b>773</b>	489	284	<b>346</b>	240	106	<b>24</b>	-	24	<b>176</b>	49	127	<b>227</b>	200	27	-	-	-
4	ITA	<b>680</b>	299	381	<b>202</b>	91	111	<b>143</b>	-	143	<b>254</b>	153	101	<b>81</b>	55	26	-	-	-
5	FRA	<b>588</b>	200	388	<b>280</b>	106	174	<b>169</b>	-	169	<b>85</b>	75	10	<b>54</b>	19	35	-	-	-
6	GER	<b>584</b>	47	537	<b>249</b>	13	236	<b>103</b>	-	103	<b>108</b>	-	108	<b>124</b>	34	90	-	-	-
7	SWE	<b>570</b>	79	491	<b>71</b>	2	69	<b>145</b>	-	145	<b>278</b>	32	246	<b>76</b>	45	31	-	-	-
8	FIN	<b>421</b>	62	359	-	-	-	<b>179</b>	-	179	<b>242</b>	62	180	-	-	-	-	-	-
9	CRO	<b>377</b>	-	377	<b>46</b>	-	46	<b>194</b>	-	194	<b>92</b>	-	92	<b>45</b>	-	45	-	-	-
10	CAN	<b>308</b>	120	188	<b>102</b>	54	48	<b>12</b>	-	12	<b>117</b>	36	81	<b>77</b>	30	47	-	-	-
11	NOR	<b>300</b>	229	71	<b>109</b>	109	-	<b>54</b>	-	54	<b>26</b>	9	17	<b>111</b>	111	-	-	-	-
12	LIE	<b>97</b>	97	-	<b>29</b>	29	-	-	-	-	<b>10</b>	10	-	<b>58</b>	58	-	-	-	-
13	SPA	<b>60</b>	-	60	-	-	-	-	-	-	<b>60</b>	-	60	-	-	-	-	-	-
14	SVK	<b>54</b>	-	54	-	-	-	<b>54</b>	-	54	-	-	-	-	-	-	-	-	-
15	SLO	<b>47</b>	-	47	-	-	-	-	-	-	<b>26</b>	-	26	<b>21</b>	-	21	-	-	-
16	CZE	<b>46</b>	-	46	-	-	-	<b>46</b>	-	46	-	-	-	-	-	-	-	-	-
17	JPN	<b>7</b>	7	-	-	-	-	-	-	-	<b>7</b>	7	-	-	-	-	-	-	-
18	GBR	<b>4</b>	2	2	<b>4</b>	2	2	-	-	-	-	-	-	-	-	-	-	-	-





# AUDI FIS SKI WORLD CUP



## AUDI FIS SKI WORLD CUP 2004/05

AFTER 1st LADIES SUPER-G

### MANUFACTURERS STANDINGS WOMEN presented by "DIE PRESSE"

Number of Manufacturers: 8

Place	Manufacturer	Points	Diff.	DH	SL	GS	SG	K
1	SALOMON	795		125	265	280	125	-
2	VÖLKL	750	- 45	160	310	230	50	-
3	ROSSIGNOL	615	- 180	285	80	150	100	-
4	ATOMIC	240	- 555	50	-	90	100	-
5	FISCHER	80	- 715	80	-	-	-	-
6	DYNASTAR	50	- 745	-	50	-	-	-
6	BLIZZARD	50	- 745	50	-	-	-	-
8	DYNAMIC	45	- 750	-	45	-	-	-





# AUDI FIS SKI WORLD CUP



## AUDI FIS SKI WORLD CUP 2004/05

AFTER 1st LADIES SUPER-G

### MANUFACTURERS STANDINGS OVERALL presented by "DIE PRESSE"

Number of Manufacturers: 10

Place	Manufacturer	Overall			DH Points			SL Points			GS Points			SG Points			K Points		
		M+W	M	W	M+W	M	W	M+W	M	W	M+W	M	W	M+W	M	W	M+W	M	W
1	ATOMIC	<b>1475</b>	1235	240	<b>660</b>	610	50	-	-	-	<b>250</b>	160	90	<b>565</b>	465	100	-	-	-
2	SALOMON	<b>915</b>	120	795	<b>125</b>	-	125	<b>265</b>	-	265	<b>360</b>	80	280	<b>165</b>	40	125	-	-	-
3	VÖLKL	<b>750</b>	-	750	<b>160</b>	-	160	<b>310</b>	-	310	<b>230</b>	-	230	<b>50</b>	-	50	-	-	-
4	ROSSIGNOL	<b>665</b>	50	615	<b>335</b>	50	285	<b>80</b>	-	80	<b>150</b>	-	150	<b>100</b>	-	100	-	-	-
5	FISCHER	<b>400</b>	320	80	<b>170</b>	90	80	-	-	-	<b>85</b>	85	-	<b>145</b>	145	-	-	-	-
6	DYNASTAR	<b>100</b>	50	50	-	-	-	<b>50</b>	-	50	<b>50</b>	50	-	-	-	-	-	-	-
7	STÖCKLI	<b>50</b>	50	-	-	-	-	-	-	-	-	-	-	<b>50</b>	50	-	-	-	-
7	BLIZZARD	<b>50</b>	-	50	<b>50</b>	-	50	-	-	-	-	-	-	-	-	-	-	-	-
7	HEAD	<b>50</b>	50	-	-	-	-	-	-	-	-	-	-	<b>50</b>	50	-	-	-	-
10	DYNAMIC	<b>45</b>	-	45	-	-	-	<b>45</b>	-	45	-	-	-	-	-	-	-	-	-

