



AUDI FIS SKI WORLD CUP 2004/05
4th LADIES SUPER-G
ALPHABETICAL LIST OF COMPETITORS



Number of Competitors: 62

Nation	FIS Code	Name	FIS Points (January 2005 List)							
			DH		SL		GS		SG	
AUT	55539	BERGER Silvia	10.67	(45)	78.25	(1116)	5.76	(28)	4.14	(11)
	55198	DORFMEISTER Michaela	3.14	(5)	56.22	(670)	4.17	(9)	0.08	(2)
	55750	FISCHBACHER Andrea	12.86	(49)	15.26	(69)	16.07	(91)	6.00	(31)
	55576	GOERGL Elisabeth	26.02	(90)	3.94	(7)	3.70	(5)	9.82	(39)
	55069	GOETSCHL Renate	0.00	(1)	27.33	(172)	4.88	(15)	0.26	(3)
	55339	LECHNER Martina	32.74	(110)	83.17	(1234)	15.51	(88)	5.56	(25)
	55212	MEISSNITZER Alexandra	4.81	(13)	102.78	(1719)	4.70	(14)	2.43	(5)
	55261	OBERMOSER Brigitte	4.65	(11)	95.08	(1516)	14.58	(78)	4.50	(15)
	55313	ROHREGGER Eveline	56.55	(198)	43.76	(433)	5.61	(22)	5.99	(30)
	55596	WILHELM Kathrin	5.98	(28)	102.37	(1705)	12.83	(61)	8.37	(35)
55538	WIRTH Katja	5.78	(26)	66.35	(873)	17.90	(111)	4.84	(16)	
CAN	106527	ACTON Brigitte	26.17	(92)	12.17	(53)	11.01	(49)	37.55	(194)
	105997	BRYDON Emily	4.94	(15)	26.22	(157)	13.67	(70)	5.66	(27)
	105741	FORSYTH Allison	156.58	(746)	32.95	(254)	5.24	(18)	11.90	(44)
	105662	LEFRANCOIS Anne Marie	13.32	(50)	74.37	(1024)	44.86	(528)	22.01	(92)
	106056	SIMARD Genevieve	11.55	(47)	64.89	(848)	5.69	(25)	5.01	(19)
	106593	SPLAWINSKI Sophie	36.85	(121)	25.81	(152)	8.48	(38)	11.11	(40)
	106402	VANDERBEEK Kelly	11.46	(46)	38.23	(339)	18.90	(119)	8.75	(37)
CRO	385022	KOSTELIC Janica	5.28	(19)	1.96	(3)	3.68	(4)	3.79	(9)
FRA	195311	DUVILLARD Julie	17.86	(67)	89.81	(1388)	17.45	(108)	18.49	(68)
	195920	GIVELET Anne-Laure	14.02	(55)	114.58	(1951)	24.90	(198)	21.48	(89)
	195671	JACQUEMOD Ingrid	5.28	(19)	166.96	(2813)	9.00	(42)	5.09	(20)
	196460	MARCHAND-ARVIER Marie	17.64	(66)	29.72	(203)	29.20	(255)	19.74	(80)
	195837	MATTEL Magda	10.09	(43)	258.33	(3494)	27.45	(219)	11.81	(43)
	195868	MEILLEUR Karine	16.40	(63)	229.06	(3373)	28.31	(234)	21.44	(88)
	195374	MONTILLET-CARLES Carole	1.32	(3)	231.64	(3390)	14.02	(71)	1.71	(4)
GBR	225206	ALCOTT Chemmy	10.63	(44)	19.16	(94)	21.89	(164)	17.20	(64)
GER	205378	ERTL Martina	7.35	(34)	4.09	(9)	3.93	(8)	4.45	(14)
	205117	GERG Hilde	0.69	(2)	61.92	(790)	18.51	(115)	0.00	(1)
	205392	HAEUSL Regina	6.00	(31)	167.44	(2824)	86.19	(1402)	15.91	(56)
	205119	HALTMAYR Petra	5.04	(16)	79.32	(1137)	21.98	(165)	5.40	(24)



AUDI FIS SKI WORLD CUP 2004/05
4th LADIES SUPER-G
ALPHABETICAL LIST OF COMPETITORS



Number of Competitors: 62

Nation	FIS Code	Name	FIS Points (January 2005 List)			
			DH	SL	GS	SG
GER	205820	HUBER Isabelle	5.59 (24)	100.26 (1650)	48.12 (586)	12.23 (46)
	206001	RIESCH Maria	4.36 (8)	5.09 (16)	5.62 (23)	2.48 (6)
	205843	STEMMER Stefanie	27.65 (96)	71.38 (968)	87.51 (1433)	20.29 (84)
ITA	295136	CECCARELLI Daniela	5.06 (17)	117.75 (2013)	28.69 (243)	7.01 (34)
	296472	FANCHINI Elena	21.45 (76)	40.48 (370)	28.60 (242)	21.34 (87)
	296729	FANCHINI Nadia	17.27 (65)	23.54 (131)	14.67 (80)	8.57 (36)
	295588	KOSTNER Isolde	3.13 (4)	–	21.00 (150)	5.65 (26)
	296259	MOELGG Manuela	35.10 (117)	5.35 (22)	5.69 (25)	29.17 (129)
	295342	PUTZER Karen	5.99 (29)	37.92 (334)	3.92 (7)	4.89 (17)
	295533	RECCHIA Lucia	19.68 (70)	129.25 (2225)	11.90 (56)	3.71 (8)
	296473	SIORPAES Wendy	20.66 (73)	32.09 (243)	30.04 (268)	11.41 (41)
SLO	565243	MAZE Tina	22.28 (81)	16.58 (76)	3.82 (6)	5.20 (22)
	565037	SUHADOLC Mojca	21.79 (78)	308.39 (3594)	20.87 (145)	18.84 (75)
SPA	495318	RUIZ CASTILLO Carolina	35.83 (118)	54.10 (623)	14.28 (73)	15.91 (56)
SUI	515478	ALPIGER Ella	15.06 (57)	132.07 (2281)	23.77 (183)	19.16 (77)
	515573	AUFDENBLATTEN Fraenzi	4.74 (12)	25.65 (148)	5.72 (27)	5.76 (28)
	515409	BERTHOD Sylviane	3.65 (6)	219.34 (3305)	30.33 (273)	15.21 (52)
	515429	DUMERMUTH Monika	6.00 (31)	152.66 (2610)	21.98 (165)	18.51 (70)
	515166	PIEREN Tanja	28.36 (98)	158.07 (2700)	24.39 (190)	17.71 (66)
	515560	SCHILD Martina	5.99 (29)	165.52 (2797)	28.13 (231)	11.70 (42)
	515170	STYGER Nadia	4.60 (10)	137.68 (2379)	5.82 (29)	3.59 (7)
SWE	505260	HARGIN Janette	11.91 (48)	14.22 (63)	17.05 (102)	14.72 (50)
	505632	LINDELL-VIKARBY Jessica	20.25 (72)	37.13 (321)	19.93 (132)	26.75 (118)
	505483	PAERSON Anja	15.43 (60)	0.00 (1)	0.00 (1)	4.37 (13)
USA	536138	CLARK Kirsten L	4.57 (9)	116.29 (1986)	6.00 (31)	5.09 (20)
	537544	KILDOW Lindsey C.	3.88 (7)	12.19 (54)	14.43 (77)	3.86 (10)
	536473	LALIVE Caroline	5.16 (18)	64.63 (844)	13.65 (69)	4.25 (12)
	537545	MANCUSO Julia	13.32 (50)	9.92 (44)	5.99 (30)	5.35 (23)
	537446	MCCARTY Bryna	5.42 (22)	98.13 (1594)	46.19 (554)	14.61 (49)
	536477	MENDES Jonna	5.71 (25)	122.81 (2125)	20.97 (148)	18.49 (68)
	536481	SCHLEPER Sarah	124.23 (583)	4.06 (8)	4.69 (13)	93.98 (770)

LEGEND
DH Downhill SL Slalom GS Giant Slalom SG Super-G



AUDI FIS SKI WORLD CUP 2004/05
4th LADIES SUPER-G
DRAW LIST BY POINTS



Number of Competitors: 62

No.	FIS Code	Name	Nation	WCSL-SG	WCSL-O	FIS-SG
1	205117	GERG Hilde	GER	436 (1)	1016 (5)	0.00 (1)
2	55198	DORFMEISTER Michaela	AUT	431 (2)	1066 (4)	0.08 (2)
3	55069	GOETSCHL Renate	AUT	420 (3)	1194 (2)	0.26 (3)
4	195374	MONTILLET-CARLES Carole	FRA	332 (4)	878 (7)	1.71 (4)
5	55212	MEISSNITZER Alexandra	AUT	288 (5)	606 (11)	2.43 (5)
6	206001	RIESCH Maria	GER	285 (6)	761 (8)	2.48 (6)
7	515170	STYGER Nadia	SUI	217 (7)	449 (15)	3.59 (7)
8	295533	RECCHIA Lucia	ITA	210 (8)	225 (40)	3.71 (8)
9	385022	KOSTELIC Janica	CRO	205 (9)	1136 (3)	3.79 (9)
10	537544	KILDOW Lindsey C.	USA	201 (10)	584 (12)	3.86 (10)
11	55539	BERGER Silvia	AUT	184 (11)	252 (36)	4.14 (11)
12	536473	LALIVE Caroline	USA	177 (12)	392 (21)	4.25 (12)
13	505483	PAERSON Anja	SWE	170 (13)	1306 (1)	4.37 (13)
14	205378	ERTL Martina	GER	165 (14)	715 (9)	4.45 (14)
15	55261	OBERMOSER Brigitte	AUT	162 (15)	356 (26)	4.50 (15)
16	+400 295342	PUTZER Karen	ITA	138 (17)	447 (16)	4.89 (17)
17	+400 565243	MAZE Tina	SLO	119 (22)	463 (14)	5.20 (21)
18	+400 295588	KOSTNER Isolde	ITA	92 (26)	409 (19)	5.65 (25)
19	55538	WIRTH Katja	AUT	141 (16)	265 (35)	4.84 (16)
20	106056	SIMARD Genevieve	CAN	131 (19)	325 (27)	5.01 (18)
21	536138	CLARK Kirsten L	USA	126 (20)	376 (22)	5.09 (19)
22	195671	JACQUEMOD Ingrid	FRA	126 (20)	371 (24)	5.09 (20)
23	537545	MANCUSO Julia	USA	110 (23)	361 (25)	5.35 (22)
24	205119	HALTMAYR Petra	GER	107 (24)	274 (34)	5.40 (23)
25	55339	LECHNER Martina	AUT	97 (25)	97 (66)	5.56 (24)
26	105997	BRYDON Emily	CAN	91 (27)	275 (33)	5.66 (26)
27	515573	AUFDENBLATTEN Fraenzi	SUI	85 (28)	299 (32)	5.76 (27)
28	55313	ROHREGGER Eveline	AUT	71 (30)	163 (50)	5.99 (28)
29	295136	CECCARELLI Daniela	ITA	60 (32)	199 (43)	7.01 (30)
30	106402	VANDERBEEK Kelly	CAN	54 (33)	85 (71)	8.75 (33)
31	+400 55576	GOERGL Elisabeth	AUT	36 (38)	565 (13)	9.82 (34)
32	55750	FISCHBACHER Andrea	AUT	3 (61)	3 (134)	6.00 (29)
33	55596	WILHELM Kathrin	AUT	10 (58)	61 (78)	8.37 (31)
34	296729	FANCHINI Nadia	ITA	15 (48)	52 (82)	8.57 (32)
35	106593	SPLAWINSKI Sophie	CAN	12 (53)	35 (90)	11.11 (35)
36	296473	SIORPAES Wendy	ITA	-	10 (118)	11.41 (36)

**AUDI FIS SKI WORLD CUP 2004/05**

4th LADIES SUPER-G

DRAW LIST BY POINTS

Number of Competitors: 62

No.	FIS Code	Name	Nation	WCSL-SG	WCSL-O	FIS-SG
37	515560	SCHILD Martina	SUI	15 (48)	60 (79)	11.70 (37)
38	195837	MATTEL Magda	FRA	50 (34)	64 (75)	11.81 (38)
39	105741	FORSYTH Allison	CAN	19 (45)	187 (47)	11.90 (39)
40	205820	HUBER Isabelle	GER	18 (46)	91 (68)	12.23 (40)
41	537446	MCCARTY Bryna	USA	30 (40)	124 (57)	14.61 (41)
42	505260	HARGIN Janette	SWE	36 (38)	110 (62)	14.72 (42)
43	515409	BERTHOD Sylviane	SUI	38 (37)	314 (29)	15.21 (43)
44	495318	RUIZ CASTILLO Carolina	SPA	14 (52)	14 (111)	15.91 (45)
45	205392	HAEUSL Regina	GER	11 (55)	35 (90)	15.91 (44)
46 31-35	225206	ALCOTT Chemmy	GBR	40 (35)	101 (64)	17.20 (46)
47	515166	PIEREN Tanja	SUI	21 (44)	21 (101)	17.71 (47)
48	536477	MENDES Jonna	USA	7 (60)	84 (72)	18.49 (48)
49	195311	DUVILLARD Julie	FRA	3 (61)	10 (118)	18.49 (49)
50	515429	DUMERMUTH Monika	SUI	3 (61)	34 (92)	18.51 (50)
51	565037	SUHADOLC Mojca	SLO	26 (41)	28 (94)	18.84 (51)
52	515478	ALPIGER Ella	SUI	15 (48)	21 (101)	19.16 (52)
53	196460	MARCHAND-ARVIER Marie	FRA	-	-	19.74 (53)
54	205843	STEMMER Stefanie	GER	-	-	20.29 (54)
55	296472	FANCHINI Elena	ITA	-	28 (94)	21.34 (55)
56	195868	MEILLEUR Karine	FRA	9 (59)	17 (105)	21.44 (56)
57	195920	GIVELET Anne-Laure	FRA	11 (55)	24 (99)	21.48 (57)
58	105662	LEFRANCOIS Anne Marie	CAN	3 (61)	33 (93)	22.01 (58)
59	505632	LINDELL-VIKARBY Jessica	SWE	2 (67)	64 (75)	26.75 (59)
60	296259	MOELGG Manuela	ITA	-	227 (38)	29.17 (60)
61	106527	ACTON Brigitte	CAN	-	19 (103)	37.55 (61)
62	536481	SCHLEPER Sarah	USA	-	398 (20)	93.98 (62)

LEGEND**+400** More than 400 points on WCSL-O after 15th place or after 30th place**31-35** Between 31st and 35th on the WCSL-SL but over 45th place**WCSL-SG** World Cup Start List points for Super-G**FIS-SG** FIS points for Super-G**WCSL-O** Overall WCSL points**No.** Control Number

12-01-2005 / Cortina d'Ampezzo (ITA) / 5745

Page 2/2

Data Processing by SWATCH

www.fis-ski.com

SWATCH Timing

Generation Date: TUE 11 JAN 2005

Time: 17:12 Swatch Internet Time: @716

Document: 45A 1.0

**AUDI FIS SKI WORLD CUP 2004/05**

4th LADIES SUPER-G

START LIST

Jury			Technical Data	
TD FIS	D. POSCH	AUT	Course Name	Olympia delle Tofane
Referee	K. HOCH	FIS	Start Altitude	2098 m
Assistant Referee	J. TISCHHAUSER	FIS	Finish Altitude	1580 m
Chief of Race	A. MENARDI	ITA	Vertical Drop	518 m
			Course Length	1850 m
			Homologation Number	7169/05/03

Race Information

Course Setter	J.-P. VULLIET	SUI		
Number of Gates	37			
Turning Gates	33			
Start Time	10:45			
Forerunners	A - C. INNERHOFER	ITA	E - F. GHEDINA	ITA
	B - S. VARETTONI	ITA	F - F. MENARDI	ITA
	C - F. BALDISSERA	ITA	G - M. DEBIASI	ITA
	D - W. DALLAGO	ITA	H - S. MENARDI	ITA

Number of Competitors: 62

Bib	FIS Code	Name	Year of Birth	Nation	Time	Ski
1	106402	VANDERBEEK Kelly	1983	CAN		VÖLKL
2	295136	CECCARELLI Daniela	1975	ITA		DYNASTAR
3	55313	ROHREGGER Eveline	1977	AUT		ROSSIGNOL
4	515573	AUFDENBLATTEN Fraenzi	1981	SUI		SALOMON
5	105997	BRYDON Emily	1980	CAN		SALOMON
6	55339	LECHNER Martina	1978	AUT		BLIZZARD
7	205119	HALTMAYR Petra	1975	GER		FISCHER
8	537545	MANCUSO Julia	1984	USA		ROSSIGNOL
9	195671	JACQUEMOD Ingrid	1978	FRA		SALOMON
10	536138	CLARK Kirsten L	1977	USA		FISCHER
11	106056	SIMARD Genevieve	1980	CAN		ROSSIGNOL
12	55538	WIRTH Katja	1980	AUT		BLIZZARD
13	295588	KOSTNER Isolde	1975	ITA		FISCHER
14	565243	MAZE Tina	1983	SLO		ROSSIGNOL
15	295342	PUTZER Karen	1978	ITA		ROSSIGNOL
16	55261	OBERMOSER Brigitte	1976	AUT		BLIZZARD
17	205378	ERTL Martina	1973	GER		ROSSIGNOL
18	505483	PAERSON Anja	1981	SWE		SALOMON
19	536473	LALIVE Caroline	1979	USA		HEAD

**AUDI FIS SKI WORLD CUP 2004/05**

4th LADIES SUPER-G

START LIST

Number of Competitors: 62

Bib	FIS Code	Name	Year of Birth	Nation	Time	Ski
20	55539	BERGER Silvia	1980	AUT		FISCHER
21	537544	KILDOW Lindsey C.	1984	USA		ROSSIGNOL
22	385022	KOSTELIC Janica	1982	CRO		SALOMON
23	295533	RECCHIA Lucia	1980	ITA		VÖLKL
24	515170	STYGER Nadia	1978	SUI		SALOMON
25	206001	RIESCH Maria	1984	GER		HEAD
26	55212	MEISSNITZER Alexandra	1973	AUT		VÖLKL
27	195374	MONTILLET-CARLES Carole	1973	FRA		ROSSIGNOL
28	55069	GOETSCHL Renate	1975	AUT		SALOMON
29	55198	DORFMEISTER Michaela	1973	AUT		ATOMIC
30	205117	GERG Hilde	1975	GER		VÖLKL
31	55576	GOERGL Elisabeth	1981	AUT		BLIZZARD
32	55750	FISCHBACHER Andrea	1985	AUT		ATOMIC
33	55596	WILHELM Kathrin	1981	AUT		ROSSIGNOL
34	296729	FANCHINI Nadia	1986	ITA		DYNASTAR
35	106593	SPLAWINSKI Sophie	1985	CAN		SALOMON
36	296473	SIORPAES Wendy	1985	ITA		ATOMIC
37	515560	SCHILD Martina	1981	SUI		VÖLKL
38	195837	MATTEL Magda	1980	FRA		DYNASTAR
39	105741	FORSYTH Allison	1978	CAN		ROSSIGNOL
40	205820	HUBER Isabelle	1981	GER		ROSSIGNOL
41	537446	MCCARTY Bryna	1983	USA		DYNASTAR
42	505260	HARGIN Janette	1977	SWE		ROSSIGNOL
43	515409	BERTHOD Sylviane	1977	SUI		DYNASTAR
44	495318	RUIZ CASTILLO Carolina	1981	SPA		DYNASTAR
45	205392	HAEUSL Regina	1973	GER		VÖLKL
46	225206	ALCOTT Chemmy	1982	GBR		FISCHER
47	515166	PIEREN Tanja	1978	SUI		ROSSIGNOL
48	536477	MENDES Jonna	1979	USA		FISCHER
49	195311	DUVILLARD Julie	1978	FRA		DYNASTAR
50	515429	DUMERMUTH Monika	1977	SUI		VÖLKL
51	565037	SUHADOLC Mojca	1975	SLO		VÖLKL
52	515478	ALPIGER Ella	1979	SUI		HEAD
53	196460	MARCHAND-ARVIER Marie	1985	FRA		SALOMON
54	205843	STEMMER Stefanie	1981	GER		ROSSIGNOL
55	296472	FANCHINI Elena	1985	ITA		DYNASTAR
56	195868	MEILLEUR Karine	1980	FRA		ROSSIGNOL
57	195920	GIVELET Anne-Laure	1981	FRA		DYNASTAR
58	105662	LEFRANCOIS Anne Marie	1977	CAN		VÖLKL
59	505632	LINDELL-VIKARBY Jessica	1984	SWE		ROSSIGNOL
60	296259	MOELGG Manuela	1983	ITA		ROSSIGNOL
61	106527	ACTON Brigitte	1985	CAN		ROSSIGNOL
62	536481	SCHLEPER Sarah	1979	USA		ROSSIGNOL

**AUDI FIS SKI WORLD CUP 2004/05**

4th LADIES SUPER-G

OFFICIAL RESULTS

Jury			Technical Data	
TD FIS	D. POSCH	AUT	Course Name	Olympia delle Tofane
Referee	K. HOCH	FIS	Start Altitude	2098 m
Assistant Referee	J. TISCHHAUSER	FIS	Finish Altitude	1580 m
Chief of Race	A. MENARDI	ITA	Vertical Drop	518 m
			Course Length	1850 m
			Homologation Number	7169/05/03

Race Information

Course Setter	J.-P. VULLIET	SUI		
Number of Gates	37			
Turning Gates	33			
Start Time	10:45			
Forerunners	A - C. INNERHOFER	ITA	E - F. GHEDINA	ITA
	B - S. VARETONI	ITA	F - F. MENARDI	ITA
	C - F. BALDISSERA	ITA	G - M. DEBIASI	ITA
	D - W. DALLAGO	ITA	H - S. MENARDI	ITA

Weather: Sunny Snow: Hard Temperature – Start: 4 °C Finish: 3 °C F-factor: 1050

Number of Competitors: 62

Rank	Bib	FIS Code	Name	Year of Birth	Nation	Time	Diff.	Race Points	Ski
1	28	55069	GOETSCHL Renate	1975	AUT	1:15.57		0.00	SALOMON
2	18	505483	PAERSON Anja	1981	SWE	1:15.79	0.22	3.06	SALOMON
3	17	205378	ERTL Martina	1973	GER	1:16.02	0.45	6.25	ROSSIGNOL
4	21	537544	KILDOW Lindsey C.	1984	USA	1:16.09	0.52	7.23	ROSSIGNOL
5	29	55198	DORFMEISTER Michaela	1973	AUT	1:16.17	0.60	8.34	ATOMIC
6	31	55576	GOERGL Elisabeth	1981	AUT	1:16.20	0.63	8.75	BLIZZARD
7	20	55539	BERGER Silvia	1980	AUT	1:16.32	0.75	10.42	FISCHER
8	32	55750	FISCHBACHER Andrea	1985	AUT	1:16.36	0.79	10.98	ATOMIC
9	5	105997	BRYDON Emily	1980	CAN	1:16.38	0.81	11.25	SALOMON
10	26	55212	MEISSNITZER Alexandra	1973	AUT	1:16.42	0.85	11.81	VÖLKL
11	23	295533	RECCHIA Lucia	1980	ITA	1:16.49	0.92	12.78	VÖLKL
12	34	296729	FANCHINI Nadia	1986	ITA	1:16.56	0.99	13.76	DYNASTAR
13	22	385022	KOSTELIC Janica	1982	CRO	1:16.59	1.02	14.17	SALOMON
14	12	55538	WIRTH Katja	1980	AUT	1:16.60	1.03	14.31	BLIZZARD
15	16	55261	OBERMOSER Brigitte	1976	AUT	1:16.68	1.11	15.42	BLIZZARD

#475

**AUDI FIS SKI WORLD CUP 2004/05**

4th LADIES SUPER-G

OFFICIAL RESULTS

Number of Competitors: 62

Rank	Bib	FIS Code	Name	Year of Birth	Nation	Time	Diff.	Race Points	Ski
16	8	537545	MANCUSO Julia	1984	USA	1:16.72	1.15	15.98	ROSSIGNOL
17	30	205117	GERG Hilde	1975	GER	1:16.73	1.16	16.12	VÖLKL
18	48	536477	MENDES Jonna	1979	USA	1:16.74	1.17	16.26	FISCHER
19	11	106056	SIMARD Genevieve	1980	CAN	1:16.80	1.23	17.09	ROSSIGNOL
20	10	536138	CLARK Kirsten L	1977	USA	1:16.83	1.26	17.51	FISCHER
20	7	205119	HALTMAYR Petra	1975	GER	1:16.83	1.26	17.51	FISCHER
22	46	225206	ALCOTT Chemmy	1982	GBR	1:16.91	1.34	18.62	FISCHER
23	9	195671	JACQUEMOD Ingrid	1978	FRA	1:16.94	1.37	19.04	SALOMON
24	3	55313	ROHREGGER Eveline	1977	AUT	1:17.06	1.49	20.70	ROSSIGNOL
25	14	565243	MAZE Tina	1983	SLO	1:17.07	1.50	20.84	ROSSIGNOL
26	19	536473	LALIVE Caroline	1979	USA	1:17.11	1.54	21.40	HEAD
27	13	295588	KOSTNER Isolde	1975	ITA	1:17.13	1.56	21.68	FISCHER
28	24	515170	STYGER Nadia	1978	SUI	1:17.36	1.79	24.87	SALOMON
29	51	565037	SUHADOLC Mojca	1975	SLO	1:17.44	1.87	25.98	VÖLKL
30	38	195837	MATTEL Magda	1980	FRA	1:17.50	1.93	26.82	DYNASTAR
31	47	515166	PIEREN Tanja	1978	SUI	1:17.53	1.96	27.23	ROSSIGNOL
32	27	195374	MONTILLET-CARLES Carole	1973	FRA	1:17.58	2.01	27.93	ROSSIGNOL
32	15	295342	PUTZER Karen	1978	ITA	1:17.58	2.01	27.93	ROSSIGNOL
34	33	55596	WILHELM Kathrin	1981	AUT	1:17.63	2.06	28.62	ROSSIGNOL
35	6	55339	LECHNER Martina	1978	AUT	1:17.71	2.14	29.73	BLIZZARD
35	4	515573	AUFDENBLATTEN Fraenzi	1981	SUI	1:17.71	2.14	29.73	SALOMON
37	36	296473	SIORPAES Wendy	1985	ITA	1:17.73	2.16	30.01	ATOMIC
38	60	296259	MOELGG Manuela	1983	ITA	1:17.75	2.18	30.29	ROSSIGNOL
39	2	295136	CECCARELLI Daniela	1975	ITA	1:17.86	2.29	31.82	DYNASTAR
39	1	106402	VANDERBEEK Kelly	1983	CAN	1:17.86	2.29	31.82	VÖLKL
41	61	106527	ACTON Brigitte	1985	CAN	1:17.94	2.37	32.93	ROSSIGNOL
42	59	505632	LINDELL-VIKARBY Jessica	1984	SWE	1:17.97	2.40	33.35	ROSSIGNOL
43	39	105741	FORSYTH Allison	1978	CAN	1:18.02	2.45	34.04	ROSSIGNOL
44	57	195920	GIVELET Anne-Laure	1981	FRA	1:18.06	2.49	34.60	DYNASTAR
45	56	195868	MEILLEUR Karine	1980	FRA	1:18.16	2.59	35.99	ROSSIGNOL
46	53	196460	MARCHAND-ARVIER Marie	1985	FRA	1:18.22	2.65	36.82	SALOMON
47	62	536481	SCHLEPER Sarah	1979	USA	1:18.40	2.83	39.32	ROSSIGNOL
48	49	195311	DUVILLARD Julie	1978	FRA	1:18.63	3.06	42.52	DYNASTAR
49	52	515478	ALPIGER Ella	1979	SUI	1:18.67	3.10	43.07	HEAD
50	54	205843	STEMMER Stefanie	1981	GER	1:18.76	3.19	44.32	ROSSIGNOL
51	37	515560	SCHILD Martina	1981	SUI	1:19.22	3.65	50.71	VÖLKL
52	55	296472	FANCHINI Elena	1985	ITA	1:19.25	3.68	51.13	DYNASTAR
53	43	515409	BERTHOD Sylviane	1977	SUI	1:21.48	5.91	82.12	DYNASTAR

DID NOT FINISH: 9 competitors

25	206001	RIESCH Maria	1984	GER	HEAD
35	106593	SPLAWINSKI Sophie	1985	CAN	SALOMON
40	205820	HUBER Isabelle	1981	GER	ROSSIGNOL
41	537446	MCCARTY Bryna	1983	USA	DYNASTAR
42	505260	HARGIN Janette	1977	SWE	ROSSIGNOL
44	495318	RUIZ CASTILLO Carolina	1981	SPA	DYNASTAR

#475 _____



AUDI FIS SKI WORLD CUP 2004/05

4th LADIES SUPER-G

OFFICIAL RESULTS



Number of Competitors: 62

Rank	Bib	FIS Code	Name	Year of Birth	Nation	Time	Diff.	Race Points	Ski
	45	205392	HAEUSL Regina	1973	GER				VÖLKL
	50	515429	DUMERMUTH Monika	1977	SUI				VÖLKL
	58	105662	LEFRANCOIS Anne Marie	1977	CAN				VÖLKL

Technical Delegate:
D. POSCH (AUT) #475

**AUDI FIS SKI WORLD CUP 2004/05**

4th LADIES SUPER-G

PENALTY CALCULATION**Best 10 at Finish**

Rank	Bib	FIS Code	Name	Nation	FIS Points	Best 5	Race Points
1	28	55069	GOETSCHL Renate	AUT	0.26	0.26	0.00
2	18	505483	PAERSON Anja	SWE	4.37		
3	17	205378	ERTL Martina	GER	4.45		
4	21	537544	KILDOW Lindsey C.	USA	3.86	3.86	7.23
5	29	55198	DORFMEISTER Michaela	AUT	0.08	0.08	8.34
6	31	55576	GOERGL Elisabeth	AUT	9.82		
7	20	55539	BERGER Silvia	AUT	4.14	4.14	10.42
8	32	55750	FISCHBACHER Andrea	AUT	6.00		
9	5	105997	BRYDON Emily	CAN	5.66		
10	26	55212	MEISSNITZER Alexandra	AUT	2.43	2.43	11.81

Best 5 FIS Points at Start

Rank	Bib	FIS Code	Name	Nation	FIS Points
17	30	205117	GERG Hilde	GER	0.00
5	29	55198	DORFMEISTER Michaela	AUT	0.08
1	28	55069	GOETSCHL Renate	AUT	0.26
32	27	195374	MONTILLET-CARLES Carole	FRA	1.71
10	26	55212	MEISSNITZER Alexandra	AUT	2.43

TOTALS:			
	FIS Points of Best 5 at Start (B)	4.48	
	FIS Points of Best at Finish in Top 10 (A)		10.77
	Race Points of Corresponding Competitors (C)		37.80
	Calculated Penalty (A+B-C) : 10 =>	-2.255	
	Rounded	-2.26	
	Category Adder	0.00	
	Correction Value (Z)	-4.18	
	Calculated Penalty	1.92	
	Penalty Applied	0.00	

Technical Delegate: D. POSCH (AUT) #475



AUDI FIS SKI WORLD CUP 2004/05
4th LADIES SUPER-G
PERFORMANCE ANALYSIS 1



Number of Competitors: 53

Rank	Bib	Name	Nation	Positions			Partials			Difference		Speed	
				Pos.	Time	Rank	Pos.	Time	Rank	Time	Dist(m)	Pos.	km/h
1	28	GOETSCHL Renate	AUT	Int1: 30.49 (2) Int2: 53.87 (1) Fin: 1:15.57 (1)	I1-I2: 23.38 (2) I2-Fin: 21.70 (2)	0.08 0.00 0.00	0.00			Avg.: 88.13			
2	18	PAERSON Anja	SWE	Int1: 30.41 (1) Int2: 53.90 (2) Fin: 1:15.79 (2)	I1-I2: 23.49 (5) I2-Fin: 21.89 (9)	0.00 0.03 0.22	5.37			Avg.: 87.87			
3	17	ERTL Martina	GER	Int1: 30.64 (4) Int2: 54.15 (5) Fin: 1:16.02 (3)	I1-I2: 23.51 (8) I2-Fin: 21.87 (8)	0.23 0.28 0.45	10.95			Avg.: 87.61			
4	21	KILDOW Lindsey C.	USA	Int1: 30.64 (4) Int2: 54.29 (6) Fin: 1:16.09 (4)	I1-I2: 23.65 (17) I2-Fin: 21.80 (5)	0.23 0.42 0.52	12.64			Avg.: 87.53			
5	29	DORFMEISTER Michaela	AUT	Int1: 30.82 (12) Int2: 54.37 (8) Fin: 1:16.17 (5)	I1-I2: 23.55 (10) I2-Fin: 21.80 (5)	0.41 0.50 0.60	14.57			Avg.: 87.44			
6	31	GOERGL Elisabeth	AUT	Int1: 30.76 (9) Int2: 54.40 (9) Fin: 1:16.20 (6)	I1-I2: 23.64 (16) I2-Fin: 21.80 (5)	0.35 0.53 0.63	15.30			Avg.: 87.40			
7	20	BERGER Silvia	AUT	Int1: 30.93 (19) Int2: 54.41 (10) Fin: 1:16.32 (7)	I1-I2: 23.48 (4) I2-Fin: 21.91 (10)	0.52 0.54 0.75	18.18			Avg.: 87.26			
8	32	FISCHBACHER Andrea	AUT	Int1: 30.96 (23) Int2: 54.72 (20) Fin: 1:16.36 (8)	I1-I2: 23.76 (21) I2-Fin: 21.64 (1)	0.55 0.85 0.79	19.14			Avg.: 87.22			
9	5	BRYDON Emily	CAN	Int1: 30.90 (17) Int2: 54.64 (16) Fin: 1:16.38 (9)	I1-I2: 23.74 (20) I2-Fin: 21.74 (3)	0.49 0.77 0.81	19.62			Avg.: 87.20			
10	26	MEISSNITZER Alexandra	AUT	Int1: 30.68 (6) Int2: 53.92 (3) Fin: 1:16.42 (10)	I1-I2: 23.24 (1) I2-Fin: 22.50 (40)	0.27 0.05 0.85	20.58			Avg.: 87.15			
11	23	RECCHIA Lucia	ITA	Int1: 30.70 (7) Int2: 54.13 (4) Fin: 1:16.49 (11)	I1-I2: 23.43 (3) I2-Fin: 22.36 (32)	0.29 0.26 0.92	22.25			Avg.: 87.07			
12	34	FANCHINI Nadia	ITA	Int1: 31.05 (26) Int2: 54.81 (27) Fin: 1:16.56 (12)	I1-I2: 23.76 (21) I2-Fin: 21.75 (4)	0.64 0.94 0.99	23.92			Avg.: 86.99			
13	22	KOSTELIC Janica	CRO	Int1: 30.94 (21) Int2: 54.51 (13) Fin: 1:16.59 (13)	I1-I2: 23.57 (12) I2-Fin: 22.08 (17)	0.53 0.64 1.02	24.64			Avg.: 86.96			



AUDI FIS SKI WORLD CUP 2004/05
4th LADIES SUPER-G
PERFORMANCE ANALYSIS 1



Number of Competitors: 53

Rank	Bib	Name	Nation	Positions			Partials			Difference		Speed	
				Pos.	Time	Rank	Pos.	Time	Rank	Time	Dist(m)	Pos.	km/h
14	12	WIRTH Katja	AUT	Int1: 30.82 (12) Int2: 54.42 (11) Fin: 1:16.60 (14)	I1-I2: 23.60 (13) I2-Fin: 22.18 (21)	0.41 0.55 1.03	24.88	Avg.: 86.95					
15	16	OBERMOSER Brigitte	AUT	Int1: 30.73 (8) Int2: 54.74 (22) Fin: 1:16.68 (15)	I1-I2: 24.01 (37) I2-Fin: 21.94 (11)	0.32 0.87 1.11	26.78	Avg.: 86.85					
16	8	MANCUSO Julia	USA	Int1: 31.12 (29) Int2: 54.61 (15) Fin: 1:16.72 (16)	I1-I2: 23.49 (5) I2-Fin: 22.11 (19)	0.71 0.74 1.15	27.73	Avg.: 86.81					
17	30	GERG Hilde	GER	Int1: 31.09 (28) Int2: 54.72 (20) Fin: 1:16.73 (17)	I1-I2: 23.63 (15) I2-Fin: 22.01 (14)	0.68 0.85 1.16	27.97	Avg.: 86.80					
18	48	MENDES Jonna	USA	Int1: 30.95 (22) Int2: 54.80 (26) Fin: 1:16.74 (18)	I1-I2: 23.85 (28) I2-Fin: 21.94 (11)	0.54 0.93 1.17	28.21	Avg.: 86.79					
19	11	SIMARD Genevieve	CAN	Int1: 30.59 (3) Int2: 54.31 (7) Fin: 1:16.80 (19)	I1-I2: 23.72 (18) I2-Fin: 22.49 (39)	0.18 0.44 1.23	29.63	Avg.: 86.72					
20	10	CLARK Kirsten L	USA	Int1: 31.16 (32) Int2: 54.71 (19) Fin: 1:16.83 (20)	I1-I2: 23.55 (10) I2-Fin: 22.12 (20)	0.75 0.84 1.26	30.34	Avg.: 86.68					
20	7	HALTMAYR Petra	GER	Int1: 30.76 (9) Int2: 54.77 (25) Fin: 1:16.83 (20)	I1-I2: 24.01 (37) I2-Fin: 22.06 (15)	0.35 0.90 1.26	30.34	Avg.: 86.68					
22	46	ALCOTT Chemmy	GBR	Int1: 31.27 (37) Int2: 54.81 (27) Fin: 1:16.91 (22)	I1-I2: 23.54 (9) I2-Fin: 22.10 (18)	0.86 0.94 1.34	32.23	Avg.: 86.59					
23	9	JACQUEMOD Ingrid	FRA	Int1: 30.90 (17) Int2: 54.70 (18) Fin: 1:16.94 (23)	I1-I2: 23.80 (25) I2-Fin: 22.24 (24)	0.49 0.83 1.37	32.94	Avg.: 86.56					
24	3	ROHREGGER Eveline	AUT	Int1: 31.05 (26) Int2: 54.84 (29) Fin: 1:17.06 (24)	I1-I2: 23.79 (23) I2-Fin: 22.22 (22)	0.64 0.97 1.49	35.77	Avg.: 86.43					
25	14	MAZE Tina	SLO	Int1: 30.93 (19) Int2: 54.75 (24) Fin: 1:17.07 (25)	I1-I2: 23.82 (26) I2-Fin: 22.32 (29)	0.52 0.88 1.50	36.01	Avg.: 86.41					
26	19	LALIVE Caroline	USA	Int1: 30.87 (16) Int2: 54.47 (12) Fin: 1:17.11 (26)	I1-I2: 23.60 (13) I2-Fin: 22.64 (44)	0.46 0.60 1.54	36.95	Avg.: 86.37					
27	13	KOSTNER Isolde	ITA	Int1: 30.80 (11) Int2: 54.59 (14) Fin: 1:17.13 (27)	I1-I2: 23.79 (23) I2-Fin: 22.54 (42)	0.39 0.72 1.56	37.42	Avg.: 86.35					
28	24	STYGER Nadia	SUI	Int1: 31.16 (32) Int2: 54.99 (31) Fin: 1:17.36 (28)	I1-I2: 23.83 (27) I2-Fin: 22.37 (33)	0.75 1.12 1.79	42.81	Avg.: 86.09					
29	51	SUHADOLC Mojca	SLO	Int1: 31.41 (42) Int2: 55.50 (41) Fin: 1:17.44 (29)	I1-I2: 24.09 (40) I2-Fin: 21.94 (11)	1.00 1.63 1.87	44.67	Avg.: 86.00					
30	38	MATTEL Magda	FRA	Int1: 31.51 (47) Int2: 55.43 (38) Fin: 1:17.50 (30)	I1-I2: 23.92 (34) I2-Fin: 22.07 (16)	1.10 1.56 1.93	46.07	Avg.: 85.94					



AUDI FIS SKI WORLD CUP 2004/05
4th LADIES SUPER-G
PERFORMANCE ANALYSIS 1



Number of Competitors: 53

Rank	Bib	Name	Nation	Positions			Partials			Difference		Speed	
				Pos.	Time	Rank	Pos.	Time	Rank	Time	Dist(m)	Pos.	km/h
31	47	PIEREN Tanja	SUI	Int1: 31.33 (41) Int2: 55.29 (34) Fin: 1:17.53 (31)	I1-I2: 23.96 (36) I2-Fin: 22.24 (24)	0.92 1.42 1.96	46.77	Avg.: 85.90					
32	27	MONTILLET-CARLES Carole	FRA	Int1: 31.20 (34) Int2: 54.69 (17) Fin: 1:17.58 (32)	I1-I2: 23.49 (5) I2-Fin: 22.89 (48)	0.79 0.82 2.01	47.93	Avg.: 85.85					
32	15	PUTZER Karen	ITA	Int1: 31.12 (29) Int2: 55.06 (32) Fin: 1:17.58 (32)	I1-I2: 23.94 (35) I2-Fin: 22.52 (41)	0.71 1.19 2.01	47.93	Avg.: 85.85					
34	33	WILHELM Kathrin	AUT	Int1: 31.03 (25) Int2: 55.35 (35) Fin: 1:17.63 (34)	I1-I2: 24.32 (45) I2-Fin: 22.28 (27)	0.62 1.48 2.06	49.09	Avg.: 85.79					
35	6	LECHNER Martina	AUT	Int1: 31.27 (37) Int2: 55.43 (38) Fin: 1:17.71 (35)	I1-I2: 24.16 (42) I2-Fin: 22.28 (27)	0.86 1.56 2.14	50.95	Avg.: 85.70					
35	4	AUFDENBLATTEN Fraenzi	SUI	Int1: 31.25 (36) Int2: 55.45 (40) Fin: 1:17.71 (35)	I1-I2: 24.20 (44) I2-Fin: 22.26 (26)	0.84 1.58 2.14	50.95	Avg.: 85.70					
37	36	SIORPAES Wendy	ITA	Int1: 30.84 (14) Int2: 55.40 (37) Fin: 1:17.73 (37)	I1-I2: 24.56 (50) I2-Fin: 22.33 (31)	0.43 1.53 2.16	51.41	Avg.: 85.68					
38	60	MOELGG Manuela	ITA	Int1: 30.99 (24) Int2: 54.87 (30) Fin: 1:17.75 (38)	I1-I2: 23.88 (31) I2-Fin: 22.88 (46)	0.58 1.00 2.18	51.87	Avg.: 85.66					
39	2	CECCARELLI Daniela	ITA	Int1: 31.30 (40) Int2: 55.15 (33) Fin: 1:17.86 (39)	I1-I2: 23.85 (28) I2-Fin: 22.71 (45)	0.89 1.28 2.29	54.41	Avg.: 85.54					
39	1	VANDERBEEK Kelly	CAN	Int1: 30.84 (14) Int2: 54.74 (22) Fin: 1:17.86 (39)	I1-I2: 23.90 (33) I2-Fin: 23.12 (51)	0.43 0.87 2.29	54.41	Avg.: 85.54					
41	61	ACTON Brigitte	CAN	Int1: 31.44 (44) Int2: 55.62 (45) Fin: 1:17.94 (41)	I1-I2: 24.18 (43) I2-Fin: 22.32 (29)	1.03 1.75 2.37	56.25	Avg.: 85.45					
42	59	LINDELL-VIKARBY Jessica	SWE	Int1: 31.27 (37) Int2: 55.74 (48) Fin: 1:17.97 (42)	I1-I2: 24.47 (48) I2-Fin: 22.23 (23)	0.86 1.87 2.40	56.94	Avg.: 85.42					
43	39	FORSYTH Allison	CAN	Int1: 31.24 (35) Int2: 55.57 (43) Fin: 1:18.02 (43)	I1-I2: 24.33 (46) I2-Fin: 22.45 (36)	0.83 1.70 2.45	58.09	Avg.: 85.36					
44	57	GIVELET Anne-Laure	FRA	Int1: 31.60 (48) Int2: 55.64 (46) Fin: 1:18.06 (44)	I1-I2: 24.04 (39) I2-Fin: 22.42 (34)	1.19 1.77 2.49	59.01	Avg.: 85.32					
45	56	MEILLEUR Karine	FRA	Int1: 31.86 (50) Int2: 55.73 (47) Fin: 1:18.16 (45)	I1-I2: 23.87 (30) I2-Fin: 22.43 (35)	1.45 1.86 2.59	61.30	Avg.: 85.21					
46	53	MARCHAND-ARVIER Marie	FRA	Int1: 32.02 (52) Int2: 55.74 (48) Fin: 1:18.22 (46)	I1-I2: 23.72 (18) I2-Fin: 22.48 (38)	1.61 1.87 2.65	62.68	Avg.: 85.14					
47	62	SCHLEPER Sarah	USA	Int1: 31.49 (46) Int2: 55.38 (36) Fin: 1:18.40 (47)	I1-I2: 23.89 (32) I2-Fin: 23.02 (49)	1.08 1.51 2.83	66.78	Avg.: 84.95					



AUDI FIS SKI WORLD CUP 2004/05
4th LADIES SUPER-G
PERFORMANCE ANALYSIS 1



Number of Competitors: 53

Rank	Bib	Name	Nation	Positions			Partials			Difference		Speed	
				Pos.	Time	Rank	Pos.	Time	Rank	Time	Dist(m)	Pos.	km/h
48	49	DUVILLARD Julie	FRA	Int1: Int2: Fin:	31.14 55.55 1:18.63	(31) (42) (48)	I1-I2: I2-Fin:	24.41 23.08	(47) (50)	0.73 1.68 3.06	72.00	Avg.: 84.70	
49	52	ALPIGER Ella	SUI	Int1: Int2: Fin:	31.41 56.06 1:18.67	(42) (50) (49)	I1-I2: I2-Fin:	24.65 22.61	(51) (43)	1.00 2.19 3.10	72.90	Avg.: 84.66	
50	54	STEMMER Stefanie	GER	Int1: Int2: Fin:	31.48 55.57 1:18.76	(45) (43) (50)	I1-I2: I2-Fin:	24.09 23.19	(40) (52)	1.07 1.70 3.19	74.93	Avg.: 84.56	
51	37	SCHILD Martina	SUI	Int1: Int2: Fin:	31.83 56.34 1:19.22	(49) (51) (51)	I1-I2: I2-Fin:	24.51 22.88	(49) (46)	1.42 2.47 3.65	85.24	Avg.: 84.07	
52	55	FANCHINI Elena	ITA	Int1: Int2: Fin:	32.12 56.80 1:19.25	(53) (53) (52)	I1-I2: I2-Fin:	24.68 22.45	(52) (36)	1.71 2.93 3.68	85.91	Avg.: 84.04	
53	43	BERTHOD Sylviane	SUI	Int1: Int2: Fin:	31.86 56.64 1:21.48	(50) (52) (53)	I1-I2: I2-Fin:	24.78 24.84	(53) (53)	1.45 2.77 5.91	134.19	Avg.: 81.74	

LEGEND

Pos Intermediate or Speed Position **Dist(m)** Distance behind the first **Int2:** Intermediate 2 **Fin:** Finish
Avg. Average Speed for the race **Int1:** Intermediate 1

12-01-2005 / Cortina d'Ampezzo (ITA) / 5745

Page 4/4

Data Processing by SWATCH

www.fis-ski.com

SWATCH Timing

Generation Date: WED 12 JAN 2005

Time: 13:11 Swatch Internet Time: @549

Document: 77A 1.0



AUDI FIS SKI WORLD CUP 2004/05
4th LADIES SUPER-G
PERFORMANCE ANALYSIS 2



Number of Competitors: 62

Bib	Name	Nation	Positions			Partials			Difference		Speed	
			Pos.	Time	Rank	Pos.	Time	Rank	Time	Dist(m)	Pos.	km/h
1	VANDERBEEK Kelly	CAN	Int1: 30.84 (14) Int2: 54.74 (22) Fin: 1:17.86 (39)	I1-I2: 23.90 (33) I2-Fin: 23.12 (51)	0.43 0.87 2.29	54.41	Avg.: 85.54					
2	CECCARELLI Daniela	ITA	Int1: 31.30 (43) Int2: 55.15 (33) Fin: 1:17.86 (39)	I1-I2: 23.85 (28) I2-Fin: 22.71 (45)	0.89 1.28 2.29	54.41	Avg.: 85.54					
3	ROHREGGER Eveline	AUT	Int1: 31.05 (27) Int2: 54.84 (29) Fin: 1:17.06 (24)	I1-I2: 23.79 (23) I2-Fin: 22.22 (22)	0.64 0.97 1.49	35.77	Avg.: 86.43					
4	AUFDENBLATTEN Fraenzi	SUI	Int1: 31.25 (39) Int2: 55.45 (40) Fin: 1:17.71 (35)	I1-I2: 24.20 (45) I2-Fin: 22.26 (26)	0.84 1.58 2.14	50.95	Avg.: 85.70					
5	BRYDON Emily	CAN	Int1: 30.90 (17) Int2: 54.64 (16) Fin: 1:16.38 (9)	I1-I2: 23.74 (20) I2-Fin: 21.74 (3)	0.49 0.77 0.81	19.62	Avg.: 87.20					
6	LECHNER Martina	AUT	Int1: 31.27 (40) Int2: 55.43 (38) Fin: 1:17.71 (35)	I1-I2: 24.16 (43) I2-Fin: 22.28 (27)	0.86 1.56 2.14	50.95	Avg.: 85.70					
7	HALTMAYR Petra	GER	Int1: 30.76 (9) Int2: 54.77 (25) Fin: 1:16.83 (20)	I1-I2: 24.01 (37) I2-Fin: 22.06 (15)	0.35 0.90 1.26	30.34	Avg.: 86.68					
8	MANCUSO Julia	USA	Int1: 31.12 (31) Int2: 54.61 (15) Fin: 1:16.72 (16)	I1-I2: 23.49 (5) I2-Fin: 22.11 (19)	0.71 0.74 1.15	27.73	Avg.: 86.81					
9	JACQUEMOD Ingrid	FRA	Int1: 30.90 (17) Int2: 54.70 (18) Fin: 1:16.94 (23)	I1-I2: 23.80 (25) I2-Fin: 22.24 (24)	0.49 0.83 1.37	32.94	Avg.: 86.56					
10	CLARK Kirsten L	USA	Int1: 31.16 (34) Int2: 54.71 (19) Fin: 1:16.83 (20)	I1-I2: 23.55 (10) I2-Fin: 22.12 (20)	0.75 0.84 1.26	30.34	Avg.: 86.68					
11	SIMARD Genevieve	CAN	Int1: 30.59 (3) Int2: 54.31 (7) Fin: 1:16.80 (19)	I1-I2: 23.72 (18) I2-Fin: 22.49 (39)	0.18 0.44 1.23	29.63	Avg.: 86.72					
12	WIRTH Katja	AUT	Int1: 30.82 (12) Int2: 54.42 (11) Fin: 1:16.60 (14)	I1-I2: 23.60 (13) I2-Fin: 22.18 (21)	0.41 0.55 1.03	24.88	Avg.: 86.95					
13	KOSTNER Isolde	ITA	Int1: 30.80 (11) Int2: 54.59 (14) Fin: 1:17.13 (27)	I1-I2: 23.79 (23) I2-Fin: 22.54 (42)	0.39 0.72 1.56	37.42	Avg.: 86.35					



AUDI FIS SKI WORLD CUP 2004/05
4th LADIES SUPER-G
PERFORMANCE ANALYSIS 2



Number of Competitors: 62

Bib	Name	Nation	Positions			Partials			Difference		Speed	
			Pos.	Time	Rank	Pos.	Time	Rank	Time	Dist(m)	Pos.	km/h
14	MAZE Tina	SLO	Int1: 30.93 (19) Int2: 54.75 (24) Fin: 1:17.07 (25)	I1-I2: 23.82 (26) I2-Fin: 22.32 (29)	0.52 0.88 1.50	36.01	Avg.: 86.41					
15	PUTZER Karen	ITA	Int1: 31.12 (31) Int2: 55.06 (32) Fin: 1:17.58 (32)	I1-I2: 23.94 (35) I2-Fin: 22.52 (41)	0.71 1.19 2.01	47.93	Avg.: 85.85					
16	OBERMOSER Brigitte	AUT	Int1: 30.73 (8) Int2: 54.74 (22) Fin: 1:16.68 (15)	I1-I2: 24.01 (37) I2-Fin: 21.94 (11)	0.32 0.87 1.11	26.78	Avg.: 86.85					
17	ERTL Martina	GER	Int1: 30.64 (4) Int2: 54.15 (5) Fin: 1:16.02 (3)	I1-I2: 23.51 (8) I2-Fin: 21.87 (8)	0.23 0.28 0.45	10.95	Avg.: 87.61					
18	PAERSON Anja	SWE	Int1: 30.41 (1) Int2: 53.90 (2) Fin: 1:15.79 (2)	I1-I2: 23.49 (5) I2-Fin: 21.89 (9)	0.00 0.03 0.22	5.37	Avg.: 87.87					
19	LALIVE Caroline	USA	Int1: 30.87 (16) Int2: 54.47 (12) Fin: 1:17.11 (26)	I1-I2: 23.60 (13) I2-Fin: 22.64 (44)	0.46 0.60 1.54	36.95	Avg.: 86.37					
20	BERGER Silvia	AUT	Int1: 30.93 (19) Int2: 54.41 (10) Fin: 1:16.32 (7)	I1-I2: 23.48 (4) I2-Fin: 21.91 (10)	0.52 0.54 0.75	18.18	Avg.: 87.26					
21	KILDOW Lindsey C.	USA	Int1: 30.64 (4) Int2: 54.29 (6) Fin: 1:16.09 (4)	I1-I2: 23.65 (17) I2-Fin: 21.80 (5)	0.23 0.42 0.52	12.64	Avg.: 87.53					
22	KOSTELIC Janica	CRO	Int1: 30.94 (21) Int2: 54.51 (13) Fin: 1:16.59 (13)	I1-I2: 23.57 (12) I2-Fin: 22.08 (17)	0.53 0.64 1.02	24.64	Avg.: 86.96					
23	RECCHIA Lucia	ITA	Int1: 30.70 (7) Int2: 54.13 (4) Fin: 1:16.49 (11)	I1-I2: 23.43 (3) I2-Fin: 22.36 (32)	0.29 0.26 0.92	22.25	Avg.: 87.07					
24	STYGER Nadia	SUI	Int1: 31.16 (34) Int2: 54.99 (31) Fin: 1:17.36 (28)	I1-I2: 23.83 (27) I2-Fin: 22.37 (33)	0.75 1.12 1.79	42.81	Avg.: 86.09					
25	RIESCH Maria	GER	Int1: Int2: Fin: DNF	I1-I2: I2-Fin:			Avg.:					
26	MEISSNITZER Alexandra	AUT	Int1: 30.68 (6) Int2: 53.92 (3) Fin: 1:16.42 (10)	I1-I2: 23.24 (1) I2-Fin: 22.50 (40)	0.27 0.05 0.85	20.58	Avg.: 87.15					
27	MONTILLET-CARLES Carole	FRA	Int1: 31.20 (37) Int2: 54.69 (17) Fin: 1:17.58 (32)	I1-I2: 23.49 (5) I2-Fin: 22.89 (48)	0.79 0.82 2.01	47.93	Avg.: 85.85					
28	GOETSCHL Renate	AUT	Int1: 30.49 (2) Int2: 53.87 (1) Fin: 1:15.57 (1)	I1-I2: 23.38 (2) I2-Fin: 21.70 (2)	0.08 0.00 0.00	0.00	Avg.: 88.13					
29	DORFMEISTER Michaela	AUT	Int1: 30.82 (12) Int2: 54.37 (8) Fin: 1:16.17 (5)	I1-I2: 23.55 (10) I2-Fin: 21.80 (5)	0.41 0.50 0.60	14.57	Avg.: 87.44					
30	GERG Hilde	GER	Int1: 31.09 (30) Int2: 54.72 (20) Fin: 1:16.73 (17)	I1-I2: 23.63 (15) I2-Fin: 22.01 (14)	0.68 0.85 1.16	27.97	Avg.: 86.80					



AUDI FIS SKI WORLD CUP 2004/05
4th LADIES SUPER-G
PERFORMANCE ANALYSIS 2



Number of Competitors: 62

Bib	Name	Nation	Positions			Partials			Difference		Speed	
			Pos.	Time	Rank	Pos.	Time	Rank	Time	Dist(m)	Pos.	km/h
31	GOERGL Elisabeth	AUT	Int1: 30.76 (9) Int2: 54.40 (9) Fin: 1:16.20 (6)	I1-I2: 23.64 (16) I2-Fin: 21.80 (5)	0.35 0.53 0.63	15.30	Avg.: 87.40					
32	FISCHBACHER Andrea	AUT	Int1: 30.96 (23) Int2: 54.72 (20) Fin: 1:16.36 (8)	I1-I2: 23.76 (21) I2-Fin: 21.64 (1)	0.55 0.85 0.79	19.14	Avg.: 87.22					
33	WILHELM Kathrin	AUT	Int1: 31.03 (26) Int2: 55.35 (35) Fin: 1:17.63 (34)	I1-I2: 24.32 (47) I2-Fin: 22.28 (27)	0.62 1.48 2.06	49.09	Avg.: 85.79					
34	FANCHINI Nadia	ITA	Int1: 31.05 (27) Int2: 54.81 (27) Fin: 1:16.56 (12)	I1-I2: 23.76 (21) I2-Fin: 21.75 (4)	0.64 0.94 0.99	23.92	Avg.: 86.99					
35	SPLAWINSKI Sophie	CAN	Int1: 31.33 (44) Int2: 55.46 (41) Fin: DNF	I1-I2: 24.13 (42) I2-Fin:	0.92 1.59		Avg.:					
36	SIORPAES Wendy	ITA	Int1: 30.84 (14) Int2: 55.40 (37) Fin: 1:17.73 (37)	I1-I2: 24.56 (54) I2-Fin: 22.33 (31)	0.43 1.53 2.16	51.41	Avg.: 85.68					
37	SCHILD Martina	SUI	Int1: 31.83 (57) Int2: 56.34 (55) Fin: 1:19.22 (51)	I1-I2: 24.51 (52) I2-Fin: 22.88 (46)	1.42 2.47 3.65	85.24	Avg.: 84.07					
38	MATTEL Magda	FRA	Int1: 31.51 (53) Int2: 55.43 (38) Fin: 1:17.50 (30)	I1-I2: 23.92 (34) I2-Fin: 22.07 (16)	1.10 1.56 1.93	46.07	Avg.: 85.94					
39	FORSYTH Allison	CAN	Int1: 31.24 (38) Int2: 55.57 (45) Fin: 1:18.02 (43)	I1-I2: 24.33 (48) I2-Fin: 22.45 (36)	0.83 1.70 2.45	58.09	Avg.: 85.36					
40	HUBER Isabelle	GER	Int1: 31.18 (36) Int2: 55.48 (42) Fin: DNF	I1-I2: 24.30 (46) I2-Fin:	0.77 1.61		Avg.:					
41	MCCARTY Bryna	USA	Int1: 31.08 (29) Int2: Fin: DNF	I1-I2: I2-Fin:	0.67		Avg.:					
42	HARGIN Janette	SWE	Int1: 30.99 (24) Int2: Fin: DNF	I1-I2: I2-Fin:	0.58		Avg.:					
43	BERTHOD Sylviane	SUI	Int1: 31.86 (58) Int2: 56.64 (56) Fin: 1:21.48 (53)	I1-I2: 24.78 (57) I2-Fin: 24.84 (53)	1.45 2.77 5.91	134.19	Avg.: 81.74					
44	RUIZ CASTILLO Carolina	SPA	Int1: 31.49 (51) Int2: Fin: DNF	I1-I2: I2-Fin:	1.08		Avg.:					
45	HAEUSL Regina	GER	Int1: 31.39 (46) Int2: Fin: DNF	I1-I2: I2-Fin:	0.98		Avg.:					
46	ALCOTT Chemmy	GBR	Int1: 31.27 (40) Int2: 54.81 (27) Fin: 1:16.91 (22)	I1-I2: 23.54 (9) I2-Fin: 22.10 (18)	0.86 0.94 1.34	32.23	Avg.: 86.59					
47	PIEREN Tanja	SUI	Int1: 31.33 (44) Int2: 55.29 (34) Fin: 1:17.53 (31)	I1-I2: 23.96 (36) I2-Fin: 22.24 (24)	0.92 1.42 1.96	46.77	Avg.: 85.90					



AUDI FIS SKI WORLD CUP 2004/05
4th LADIES SUPER-G
PERFORMANCE ANALYSIS 2




Number of Competitors: 62

Bib	Name	Nation	Positions			Partials			Difference		Speed	
			Pos.	Time	Rank	Pos.	Time	Rank	Time	Dist(m)	Pos.	km/h
48	MENDES Jonna	USA	Int1: 30.95 (22)			I1-I2: 23.85 (28)			0.54			
			Int2: 54.80 (26)			I2-Fin: 21.94 (11)			0.93			
			Fin: 1:16.74 (18)						1.17	28.21	Avg.: 86.79	
49	DUVILLARD Julie	FRA	Int1: 31.14 (33)			I1-I2: 24.41 (50)			0.73			
			Int2: 55.55 (44)			I2-Fin: 23.08 (50)			1.68			
			Fin: 1:18.63 (48)						3.06	72.00	Avg.: 84.70	
50	DUMERMUTH Monika	SUI	Int1: 31.61 (56)			I1-I2: 24.51 (52)			1.20			
			Int2: 56.12 (54)			I2-Fin:			2.25		Avg.:	
			Fin: DNF									
51	SUHADOLC Mojca	SLO	Int1: 31.41 (47)			I1-I2: 24.09 (40)			1.00			
			Int2: 55.50 (43)			I2-Fin: 21.94 (11)			1.63			
			Fin: 1:17.44 (29)						1.87	44.67	Avg.: 86.00	
52	ALPIGER Ella	SUI	Int1: 31.41 (47)			I1-I2: 24.65 (55)			1.00			
			Int2: 56.06 (53)			I2-Fin: 22.61 (43)			2.19			
			Fin: 1:18.67 (49)						3.10	72.90	Avg.: 84.66	
53	MARCHAND-ARVIER Marie	FRA	Int1: 32.02 (60)			I1-I2: 23.72 (18)			1.61			
			Int2: 55.74 (50)			I2-Fin: 22.48 (38)			1.87			
			Fin: 1:18.22 (46)						2.65	62.68	Avg.: 85.14	
54	STEMMER Stefanie	GER	Int1: 31.48 (50)			I1-I2: 24.09 (40)			1.07			
			Int2: 55.57 (45)			I2-Fin: 23.19 (52)			1.70			
			Fin: 1:18.76 (50)						3.19	74.93	Avg.: 84.56	
55	FANCHINI Elena	ITA	Int1: 32.12 (61)			I1-I2: 24.68 (56)			1.71			
			Int2: 56.80 (57)			I2-Fin: 22.45 (36)			2.93			
			Fin: 1:19.25 (52)						3.68	85.91	Avg.: 84.04	
56	MEILLEUR Karine	FRA	Int1: 31.86 (58)			I1-I2: 23.87 (30)			1.45			
			Int2: 55.73 (49)			I2-Fin: 22.43 (35)			1.86			
			Fin: 1:18.16 (45)						2.59	61.30	Avg.: 85.21	
57	GIVELET Anne-Laure	FRA	Int1: 31.60 (55)			I1-I2: 24.04 (39)			1.19			
			Int2: 55.64 (48)			I2-Fin: 22.42 (34)			1.77			
			Fin: 1:18.06 (44)						2.49	59.01	Avg.: 85.32	
58	LEFRANCOIS Anne Marie	CAN	Int1: 31.52 (54)			I1-I2: 24.34 (49)			1.11			
			Int2: 55.86 (52)			I2-Fin:			1.99			
			Fin: DNF								Avg.:	
59	LINDELL-VIKARBY Jessica	SWE	Int1: 31.27 (40)			I1-I2: 24.47 (51)			0.86			
			Int2: 55.74 (50)			I2-Fin: 22.23 (23)			1.87			
			Fin: 1:17.97 (42)						2.40	56.94	Avg.: 85.42	
60	MOELGG Manuela	ITA	Int1: 30.99 (24)			I1-I2: 23.88 (31)			0.58			
			Int2: 54.87 (30)			I2-Fin: 22.88 (46)			1.00			
			Fin: 1:17.75 (38)						2.18	51.87	Avg.: 85.66	
61	ACTON Brigitte	CAN	Int1: 31.44 (49)			I1-I2: 24.18 (44)			1.03			
			Int2: 55.62 (47)			I2-Fin: 22.32 (29)			1.75			
			Fin: 1:17.94 (41)						2.37	56.25	Avg.: 85.45	
62	SCHLEPER Sarah	USA	Int1: 31.49 (51)			I1-I2: 23.89 (32)			1.08			
			Int2: 55.38 (36)			I2-Fin: 23.02 (49)			1.51			
			Fin: 1:18.40 (47)						2.83	66.78	Avg.: 84.95	

LEGEND							
Pos	Intermediate or Speed Position	Dist(m)	Distance behind the first	Int2:	Intermediate 2	Fin:	Finish
Avg.	Average Speed for the race	Int1:	Intermediate 1	DNF	Did Not Finish		



AUDI FIS SKI WORLD CUP



AUDI FIS SKI WORLD CUP 2004/05

AFTER 4th LADIES SUPER-G SUPER-G FIS WCSL LIST

Rank	FIS Code	Name	Nation	5 DEC 2004 Lake Louise (CAN)				Base	- X	+ Y	= WCSL-SG
				1	2	3	4				
1	55069	GOETSCHL Renate	AUT	80	-	29	100	467	208	209	468
2	55198	DORFMEISTER Michaela	AUT	100	20	50	45	391	174	215	432
3	205117	GERG Hilde	GER	50	26	100	14	390	173	190	407
4	195374	MONTILLET-CARLES C.	FRA	2	36	26	-	402	179	64	287
5	55212	MEISSNITZER Alexandra	AUT	6	100	4	26	267	119	136	284
6	206001	RIESCH Maria	GER	-	-	60	-	338	150	60	248
7	537544	KILDOW Lindsey C.	USA	60	20	80	50	62	28	210	244
8	505483	PAERSON Anja	SWE	22	32	20	80	144	64	154	234
9	295533	RECCHIA Lucia	ITA	-	80	45	24	127	56	149	220
10	385022	KOSTELIC Janica	CRO	45	40	15	20	157	70	120	207
11	205378	ERTL Martina	GER	40	-	12	60	169	75	112	206
12	55539	BERGER Silvia	AUT	4	24	10	36	219	97	74	196
13	515170	STYGER Nadia	SUI	-	22	-	3	292	130	25	187
14	536473	LALIVE Caroline	USA	-	50	8	5	178	79	63	162
15	55261	OBERMOSER Brigitte	AUT	32	-	-	16	195	87	48	156
16	55538	WIRTH Katja	AUT	36	-	-	18	157	70	54	141
17	565243	MAZE Tina	SLO	12	60	40	6	10	4	118	124
18	106056	SIMARD Genevieve	CAN	13	-	-	12	177	79	25	123
19	536138	CLARK Kirsten L	USA	24	8	-	11	141	63	43	121
19	195671	JACQUEMOD Ingrid	FRA	29	9	11	8	116	52	57	121
21	537545	MANCUSO Julia	USA	29	45	-	15	54	24	89	119
22	295342	PUTZER Karen	ITA	-	-	-	-	207	92	-	115
22	195503	SUCHET Melanie	FRA	-	-	-	-	207	92	-	115
24	105997	BRYDON Emily	CAN	-	-	24	29	100	44	53	109
25	205119	HALTMAYR Petra	GER	-	10	32	11	98	44	53	107
26	295588	KOSTNER Isolde	ITA	15	-	18	4	89	40	37	86
27	55339	LECHNER Martina	AUT	-	11	6	-	120	53	17	84
28	515573	AUFDENBLATTEN Fraenzi	SUI	7	5	22	-	76	34	34	76
29	55576	GOERGL Elisabeth	AUT	5	-	16	40	22	10	61	73
30	536884	LUDLOW Libby	USA	14	16	-	-	74	33	30	71
30	55313	ROHREGGER Eveline	AUT	1	29	-	7	62	28	37	71
32	105546	TURGEON Melanie	CAN	-	-	-	-	100	44	-	56
33	106402	VANDERBEEK Kelly	CAN	18	-	36	-	-	-	54	54

12-01-2005 / Cortina d'Ampezzo (ITA) / 5745

Page 1/3

www.fis-ski.com

Generation Date: WED 12 JAN 2005


Time: 13:11 Swatch Internet Time: @549

Document: 60A 1.0





AUDI FIS SKI WORLD CUP



AUDI FIS SKI WORLD CUP 2004/05 AFTER 4th LADIES SUPER-G SUPER-G FIS WCSL LIST

Rank	FIS Code	Name	Nation	5 DEC 2004 Lake Louise (CAN)				11 DEC 2004 Altenmarkt – Zauchensee (AUT)			Base – X + Y = WCSL–SG
				1	2	3	4				
34	295136	CECCARELLI Daniela	ITA	-	-	-	-	90	40	-	50
35	195837	MATTEL Magda	FRA	-	15	-	1	52	23	16	45
36	225206	ALCOTT Chemmy	GBR	-	7	-	9	50	22	16	44
37	296729	FANCHINI Nadia	ITA	-	12	-	22	5	2	34	37
38	515409	BERTHOD Sylviane	SUI	20	-	7	-	17	8	27	36
38	295449	KLEON Barbara	ITA	-	6	9	-	37	16	15	36
40	55750	FISCHBACHER Andrea	AUT	-	-	3	32	-	-	35	35
41	505260	HARGIN Janette	SWE	9	-	13	-	21	9	22	34
42	537446	MCCARTY Bryna	USA	10	14	6	-	-	-	30	30
43	565037	SUHADOLC Mojca	SLO	9	2	-	2	23	10	13	26
44	296242	GRUENER Angelika	ITA	11	13	-	-	-	-	24	24
45	105741	FORSYTH Allison	CAN	16	-	3	-	-	-	19	19
45	536477	MENDES Jonna	USA	-	-	3	13	6	3	16	19
45	55052	SCHNEIDER Tanja	AUT	-	-	-	-	35	16	-	19
48	515166	PIEREN Tanja	SUI	-	3	-	-	27	12	3	18
49	425001	FLEMMEN Andrine	NOR	-	-	-	-	27	12	-	15
49	205820	HUBER Isabelle	GER	-	-	-	-	27	12	-	15
51	495318	RUIZ CASTILLO Carolina	SPA	-	-	14	-	-	-	14	14
52	515478	ALPIGER Ella	SUI	-	-	-	-	23	10	-	13
52	515560	SCHILD Martina	SUI	-	-	-	-	23	10	-	13
54	515348	BORGHI Catherine	SUI	-	-	-	-	22	10	-	12
55	55588	RUMPFHUBER Ingrid	AUT	-	-	-	-	18	8	-	10
55	106593	SPLAWINSKI Sophie	CAN	-	-	-	-	18	8	-	10
57	296217	COLETTI Alexandra	ITA	-	-	-	-	17	8	-	9
57	195920	GIVELET Anne-Laure	FRA	-	-	-	-	17	8	-	9
57	205392	HAEUSL Regina	GER	-	-	-	-	16	7	-	9
57	55596	WILHELM Kathrin	AUT	-	4	-	-	9	4	4	9
61	195868	MEILLEUR Karine	FRA	4	-	-	-	7	3	4	8
62	505449	BENT Nike	SWE	-	-	-	-	4	2	-	2
62	515429	DUMERMUTH Monika	SUI	-	-	-	-	4	2	-	2
62	195311	DUVILLARD Julie	FRA	-	-	-	-	4	2	-	2
62	105662	LEFRANCOIS Anne Marie	CAN	-	-	-	-	4	2	-	2
62	505632	LINDELL-VIKARBY Jessica	SWE	-	-	-	-	3	1	-	2





AUDI FIS SKI WORLD CUP



AUDI FIS SKI WORLD CUP 2004/05 AFTER 4th LADIES SUPER-G SUPER-G FIS WCSL LIST

5 DEC 2004 Lake Louise (CAN)
11 DEC 2004 Altenmarkt – Zauchensee (AUT)
21 DEC 2004 St Moritz (SUI)
12 JAN 2005 Cortina d'Ampezzo (ITA)

Number of Competitors: 68

Rank	FIS Code	Name	Nation	1	2	3	4	Base	X	+ Y	= WCSL-SG
62	515403	MUELLER Tamara	SUI	-	-	-	-	4	2	-	2
68	185140	POUTIAINEN Tanja	FIN	-	1	-	-	-	-	1	1

Number of Competitors per Nation until 60th position

AUT : 13	CAN : 6	CRO : 1	FRA : 5	GBR : 1	GER : 6
ITA : 8	NOR : 1	SLO : 2	SPA : 1	SUI : 7	SWE : 2
USA : 7					

LEGEND

Base Last season WCSL points
X (Base / number of planned races in the current season) * number of completed races in the current season
Y WC points won in the current season
WCSL-SG World Cup Start List points for Super-G

12-01-2005 / Cortina d'Ampezzo (ITA) / 5745

Page 3/3

www.fis-ski.com

Generation Date: WED 12 JAN 2005

Time: 13:11 Swatch Internet Time: @549

Document: 60A 1.0





AUDI FIS SKI WORLD CUP



AUDI FIS SKI WORLD CUP 2004/05

AFTER 4th LADIES SUPER-G OVERALL FIS WCSL LIST


Number of Competitors: 143

Rank	FIS Code	Name	Nation	WCSL	DH	SL	GS	SG	K
1	505483	PAERSON Anja	SWE	1370	39 (35)	517 (2)	580 (1)	234 (8)	–
2	55069	GOETSCHL Renate	AUT	1242	633 (1)	3 (59)	138 (19)	468 (1)	–
3	385022	KOSTELIC Janica	CRO	1138	186 (11)	391 (4)	254 (6)	207 (10)	100 (1)
4	55198	DORFMEISTER Michaela	AUT	1067	383 (4)	–	234 (8)	432 (2)	18 (13)
5	185140	POUTIAINEN Tanja	FIN	1003	–	533 (1)	469 (2)	1 (68)	–
6	205117	GERG Hilde	GER	987	568 (2)	–	12 (52)	407 (3)	–
7	195374	MONTILLET-CARLES Carole	FRA	833	518 (3)	–	28 (38)	287 (4)	–
8	205378	ERTL Martina	GER	756	53 (30)	215 (12)	222 (9)	206 (11)	60 (2)
9	206001	RIESCH Maria	GER	724	205 (9)	121 (22)	97 (22)	248 (6)	53 (3)
10	55590	SCHILD Marlies	AUT	665	7 (57)	479 (3)	154 (17)	–	25 (10)
11	537544	KILDOW Lindsey C.	USA	627	363 (5)	14 (45)	6 (61)	244 (7)	–
12	55576	GOERGL Elisabeth	AUT	602	19 (44)	250 (7)	260 (5)	73 (29)	–
12	55212	MEISSNITZER Alexandra	AUT	602	155 (17)	–	163 (14)	284 (5)	–
14	565243	MAZE Tina	SLO	468	7 (57)	5 (53)	332 (3)	124 (17)	–
15	535825	KOZNICK Kristina	USA	443	–	362 (6)	81 (27)	–	–
16	55690	HOSP Nicole	AUT	439	–	230 (9)	169 (12)	–	40 (6)
17	295342	PUTZER Karen	ITA	424	41 (34)	7 (52)	236 (7)	115 (22)	25 (10)
18	515170	STYGER Nadia	SUI	419	164 (15)	–	68 (30)	187 (13)	–
19	295588	KOSTNER Isolde	ITA	403	312 (6)	–	5 (64)	86 (26)	–
20	536481	SCHLEPER Sarah	USA	398	–	243 (8)	155 (16)	–	–
21	536473	LALIVE Caroline	USA	377	175 (12)	–	14 (49)	162 (14)	26 (9)
22	205636	BERGMANN-SCHMUDERER	GER	372	–	372 (5)	–	–	–
23	536138	CLARK Kirsten L	USA	371	193 (10)	–	48 (35)	121 (19)	9 (19)
24	537545	MANCUSO Julia	USA	370	54 (29)	49 (34)	107 (21)	119 (21)	41 (5)
25	195671	JACQUEMOD Ingrid	FRA	366	220 (8)	–	25 (39)	121 (19)	–
26	55261	OBERMOSER Brigitte	AUT	350	167 (13)	–	16 (45)	156 (15)	11 (17)
27	515268	NEF Sonja	SUI	321	–	141 (18)	180 (11)	–	–
28	106056	SIMARD Genevieve	CAN	317	14 (48)	–	161 (15)	123 (18)	19 (12)
29	515409	BERTHOD Sylviane	SUI	312	276 (7)	–	–	36 (38)	–
30	495065	RIENDA CONTRERAS M.	SPA	311	–	–	311 (4)	–	–
31	505187	OTTOSSON Anna	SWE	305	–	90 (25)	215 (10)	–	–
32	105997	BRYDON Emily	CAN	293	161 (16)	–	11 (53)	109 (24)	12 (15)
33	515573	AUFDENBLATTEN Fraenzi	SUI	290	137 (18)	–	69 (29)	76 (28)	8 (20)
34	205119	HALTMAYR Petra	GER	274	167 (13)	–	–	107 (25)	–
35	55538	WIRTH Katja	AUT	265	118 (21)	–	–	141 (16)	6 (23)
36	55539	BERGER Silvia	AUT	264	–	–	68 (30)	196 (12)	–





AUDI FIS SKI WORLD CUP



AUDI FIS SKI WORLD CUP 2004/05 AFTER 4th LADIES SUPER-G OVERALL FIS WCSL LIST

Number of Competitors: 143

Rank	FIS Code	Name	Nation	WCSL	DH	SL	GS	SG	K
37	155415	ZAHROBSKA Sarka	CZE	249	-	220 (11)	1 (71)	-	28 (8)
38	295533	RECCHIA Lucia	ITA	235	15 (46)	-	-	220 (9)	-
39	296259	MOELGG Manuela	ITA	227	-	124 (21)	91 (24)	-	12 (15)
40	705287	ZUZULOVA Veronika	SVK	226	-	226 (10)	-	-	-
41	205115	GERG Annemarie	GER	204	-	182 (14)	22 (41)	-	-
42	195503	SUCHET Melanie	FRA	192	77 (24)	-	-	115 (22)	-
43	295435	GIUS Nicole	ITA	190	-	69 (30)	121 (20)	-	-
44	295136	CECCARELLI Daniela	ITA	189	132 (19)	-	-	50 (34)	7 (22)
44	515370	OESTER Marlies	SUI	189	-	54 (32)	85 (26)	-	50 (4)
46	105741	FORSYTH Allison	CAN	187	-	-	168 (13)	19 (45)	-
47	195249	PEQUEGNOT Laure	FRA	185	-	185 (13)	-	-	-
48	55302	EGGER Sabine	AUT	180	-	180 (15)	-	-	-
49	105546	TURGEON Melanie	CAN	179	123 (20)	-	-	56 (32)	-
50	55313	ROHREGGER Eveline	AUT	163	-	-	92 (23)	71 (30)	-
51	537772	STIEGLER Resi	USA	160	-	139 (19)	8 (58)	-	13 (14)
52	195377	PASCAL Christel	FRA	155	-	145 (16)	10 (54)	-	-
53	295445	KARBON Denise	ITA	152	-	-	152 (18)	-	-
54	55759	KIRCHGASSER Michaela	AUT	147	-	73 (28)	74 (28)	-	-
55	385027	FLEISS Nika	CRO	145	-	145 (16)	-	-	-
56	425458	VIKEN Line	NOR	138	-	138 (20)	-	-	-
57	537446	MCCARTY Bryna	USA	124	94 (22)	-	-	30 (42)	-
58	505610	BORSSEN Therese	SWE	123	-	121 (22)	2 (67)	-	-
59	425001	FLEMMEN Andrine	NOR	117	12 (52)	3 (59)	87 (25)	15 (49)	-
60	295449	KLEON Barbara	ITA	114	62 (28)	-	16 (45)	36 (38)	-
61	515348	BORGHI Catherine	SUI	112	92 (23)	-	-	12 (54)	8 (20)
62	385032	JELUSIC Ana	CRO	109	-	99 (24)	10 (54)	-	-
63	505260	HARGIN Janette	SWE	108	65 (27)	9 (49)	-	34 (41)	-
64	225206	ALCOTT Chemmy	GBR	105	52 (31)	-	9 (57)	44 (36)	-
65	536477	MENDES Jonna	USA	96	77 (24)	-	-	19 (45)	-
66	425443	BIRKELUND Karina	NOR	94	-	29 (37)	65 (32)	-	-
67	536884	LUDLOW Libby	USA	91	15 (46)	-	5 (64)	71 (30)	-
68	195912	DE LEYMARIE Florine	FRA	90	-	90 (25)	-	-	-
69	205820	HUBER Isabelle	GER	88	73 (26)	-	-	15 (49)	-
70	425051	ROGNMO Trine-Bakke	NOR	87	-	87 (27)	-	-	-
71	106402	VANDERBEEK Kelly	CAN	85	31 (37)	-	-	54 (33)	-
72	55339	LECHNER Martina	AUT	84	-	-	-	84 (27)	-





AUDI FIS SKI WORLD CUP



AUDI FIS SKI WORLD CUP 2004/05

AFTER 4th LADIES SUPER-G OVERALL FIS WCSL LIST

Number of Competitors: 143

Rank	FIS Code	Name	Nation	WCSL	DH	SL	GS	SG	K
73	55838	ZETTEL Kathrin	AUT	83	–	26 (39)	57 (34)	–	–
74	296729	FANCHINI Nadia	ITA	74	8 (55)	–	29 (37)	37 (37)	–
75	185058	RAITA Henna	FIN	70	–	70 (29)	–	–	–
76	295265	CERESA Annalisa	ITA	64	–	64 (31)	–	–	–
76	505632	LINDELL-VIKARBY Jessica	SWE	64	28 (41)	–	3 (66)	2 (62)	31 (7)
78	55596	WILHELM Kathrin	AUT	60	51 (32)	–	–	9 (57)	–
79	105884	KELLY Gail	CAN	59	–	–	59 (33)	–	–
79	195837	MATTEL Magda	FRA	59	14 (48)	–	–	45 (35)	–
81	515560	SCHILD Martina	SUI	58	45 (33)	–	–	13 (52)	–
82	55052	SCHNEIDER Tanja	AUT	52	33 (36)	–	–	19 (45)	–
83	55359	TRUPPE Karin	AUT	51	–	51 (33)	–	–	–
84	295738	BACHMANN Silke	ITA	46	–	4 (55)	42 (36)	–	–
85	55588	RUMPFHUBER Ingrid	AUT	41	31 (37)	–	–	10 (55)	–
86	425380	BREMSETH Lisa	NOR	39	–	39 (35)	–	–	–
86	106022	JANYK Britt	CAN	39	–	22 (42)	17 (44)	–	–
88	195215	VIDAL Vanessa	FRA	38	–	38 (36)	–	–	–
89	505760	PIETILAE-HOLMNER Maria	SWE	36	–	14 (45)	22 (41)	–	–
90	55750	FISCHBACHER Andrea	AUT	35	–	–	–	35 (40)	–
91	515429	DUMERMUTH Monika	SUI	33	31 (37)	–	–	2 (62)	–
91	205392	HAEUSL Regina	GER	33	24 (43)	–	–	9 (57)	–
91	106593	SPLAWINSKI Sophie	CAN	33	–	–	23 (40)	10 (55)	–
94	105662	LEFRANCOIS Anne Marie	CAN	32	30 (40)	–	–	2 (62)	–
95	296472	FANCHINI Elena	ITA	28	28 (41)	–	–	–	–
95	565037	SUHADOLC Mojca	SLO	28	1 (66)	–	1 (71)	26 (43)	–
97	155047	ZAKOURILOVA Petra	CZE	27	–	27 (38)	–	–	–
98	55691	SPONRING Christine	AUT	26	–	26 (39)	–	–	–
99	515092	GRUENENFELDER Corina	SUI	25	–	25 (41)	–	–	–
100	296242	GRUENER Angelika	ITA	24	–	–	–	24 (44)	–
101	195920	GIVELET Anne-Laure	FRA	22	13 (50)	–	–	9 (57)	–
102	106527	ACTON Brigitte	CAN	19	–	–	19 (43)	–	–
102	515478	ALPIGER Ella	SUI	19	6 (60)	–	–	13 (52)	–
104	505271	EKMAN Susanne	SWE	18	–	16 (43)	2 (67)	–	–
104	515166	PIEREN Tanja	SUI	18	–	–	–	18 (48)	–
106	296354	COSTAZZA Chiara	ITA	16	–	16 (43)	–	–	–
106	195868	MEILLEUR Karine	FRA	16	8 (55)	–	–	8 (61)	–
106	55622	VIERTHALER Astrid	AUT	16	16 (45)	–	–	–	–





AUDI FIS SKI WORLD CUP



AUDI FIS SKI WORLD CUP 2004/05

AFTER 4th LADIES SUPER-G OVERALL FIS WCSL LIST

Number of Competitors: 143

Rank	FIS Code	Name	Nation	WCSL	DH	SL	GS	SG	K
109	195931	PELTIER Audrey	FRA	15	-	-	15 (47)	-	-
109	295927	PLANATSCHER Magdalena	ITA	15	-	-	15 (47)	-	-
111	296217	COLETTI Alexandra	ITA	14	5 (61)	-	-	9 (57)	-
111	495318	RUIZ CASTILLO Carolina	SPA	14	-	-	-	14 (51)	-
113	55290	HEREGGER Selina	AUT	13	13 (50)	-	-	-	-
113	305287	HIROI Noriyo	JPN	13	-	13 (47)	-	-	-
113	515095	KUMMER Lilian	SUI	13	-	-	13 (50)	-	-
113	296008	MERIGHETTI Daniela	ITA	13	-	-	13 (50)	-	-
113	565097	PRETNAR Spela	SLO	13	-	13 (47)	-	-	-
118	565207	DABIC Lea	SLO	11	-	-	-	-	11 (17)
119	205806	BLIENINGER Anja	GER	10	-	-	10 (54)	-	-
119	296473	SIORPAES Wendy	ITA	10	10 (53)	-	-	-	-
121	195311	DUVILLARD Julie	FRA	9	5 (61)	-	2 (67)	2 (62)	-
121	515496	IMLIG Corinne	SUI	9	9 (54)	-	-	-	-
121	355038	WALTER Jessica	LIE	9	-	9 (49)	-	-	-
124	195905	COLOMBAN Emmanuelle	FRA	8	-	-	8 (58)	-	-
124	425389	NILSEN Stina Hofgard	NOR	8	-	-	8 (58)	-	-
124	537145	ROSS Lauren	USA	8	-	8 (51)	-	-	-
127	55383	BLASER Karin	AUT	7	7 (57)	-	-	-	-
128	565268	DREV Ana	SLO	6	-	-	6 (61)	-	-
128	195927	LAZIER Laurence	FRA	6	-	-	6 (61)	-	-
130	515244	CASANOVA Carmen	SUI	5	5 (61)	-	-	-	-
130	505351	OLOFSSON Sofie	SWE	5	-	5 (53)	-	-	-
132	435142	KARASINSKA Katarzyna	POL	4	-	4 (55)	-	-	-
132	55388	RAICH Carina	AUT	4	-	4 (55)	-	-	-
132	55675	ZEISER Daniela	AUT	4	-	4 (55)	-	-	-
135	305092	KASHIWAGI Kumiko	JPN	3	-	3 (59)	-	-	-
135	536479	POWERS Alison	USA	3	3 (64)	-	-	-	-
137	505449	BENT Nike	SWE	2	-	-	-	2 (62)	-
137	205872	HILD Ellen	GER	2	2 (65)	-	-	-	-
137	537230	KELLEY Jessica C	USA	2	-	-	2 (67)	-	-
137	296073	MORANDINI Claudia	ITA	2	-	2 (62)	-	-	-
137	515403	MUELLER Tamara	SUI	2	-	-	-	2 (62)	-
137	296091	PEZZEDI Emmi	ITA	2	-	2 (62)	-	-	-
143	65038	PERSYN Karen	BEL	1	-	1 (64)	-	-	-





AUDI FIS SKI WORLD CUP



AUDI FIS SKI WORLD CUP 2004/05 AFTER 4th LADIES SUPER-G OVERALL FIS WCSL LIST

LEGEND

GS Giant Slalom points **SG** Super-G points **DH** Downhill points **WCSL** Overall points **SL** Slalom points
K Combined points

12-01-2005 / Cortina d'Ampezzo (ITA) / 5745

Page 5/5

www.fis-ski.com

Generation Date: WED 12 JAN 2005

Time: 13:11 Swatch Internet Time: @549

Document: 60B 1.0





AUDI FIS SKI WORLD CUP



AUDI FIS SKI WORLD CUP 2004/05 4th LADIES SUPER-G SUPER-G FIS WORLD CUP STANDINGS

5 DEC 2004 Lake Louise (CAN)
11 DEC 2004 Altenmarkt – Zauchensee (AUT)
21 DEC 2004 St Moritz (SUI)
12 JAN 2005 Cortina d'Ampezzo (ITA)


Number of Competitors: 47

Rank	FIS Code	Name	Nation	1	2	3	4	WC-SG	Diff.
1	55198	DORFMEISTER Michaela	AUT	100	20	50	45	215	
2	537544	KILDOW Lindsey C.	USA	60	20	80	50	210	- 5
3	55069	GOETSCHL Renate	AUT	80	-	29	100	209	- 6
4	205117	GERG Hilde	GER	50	26	100	14	190	- 25
5	505483	PAERSON Anja	SWE	22	32	20	80	154	- 61
6	295533	RECCHIA Lucia	ITA	-	80	45	24	149	- 66
7	55212	MEISSNITZER Alexandra	AUT	6	100	4	26	136	- 79
8	385022	KOSTELIC Janica	CRO	45	40	15	20	120	- 95
9	565243	MAZE Tina	SLO	12	60	40	6	118	- 97
10	205378	ERTL Martina	GER	40	-	12	60	112	- 103
11	537545	MANCUSO Julia	USA	29	45	-	15	89	- 126
12	55539	BERGER Silvia	AUT	4	24	10	36	74	- 141
13	195374	MONTILLET-CARLES C.	FRA	2	36	26	-	64	- 151
14	536473	LALIVE Caroline	USA	-	50	8	5	63	- 152
15	55576	GOERGL Elisabeth	AUT	5	-	16	40	61	- 154
16	206001	RIESCH Maria	GER	-	-	60	-	60	- 155
17	195671	JACQUEMOD Ingrid	FRA	29	9	11	8	57	- 158
18	106402	VANDERBEEK Kelly	CAN	18	-	36	-	54	- 161
18	55538	WIRTH Katja	AUT	36	-	-	18	54	- 161
20	105997	BRYDON Emily	CAN	-	-	24	29	53	- 162
20	205119	HALTMAYR Petra	GER	-	10	32	11	53	- 162
22	55261	OBERMOSER Brigitte	AUT	32	-	-	16	48	- 167
23	536138	CLARK Kirsten L	USA	24	8	-	11	43	- 172
24	295588	KOSTNER Isolde	ITA	15	-	18	4	37	- 178
24	55313	ROHREGGER Eveline	AUT	1	29	-	7	37	- 178
26	55750	FISCHBACHER Andrea	AUT	-	-	3	32	35	- 180
27	515573	AUFDENBLATTEN Fraenzi	SUI	7	5	22	-	34	- 181
27	296729	FANCHINI Nadia	ITA	-	12	-	22	34	- 181
29	536884	LUDLOW Libby	USA	14	16	-	-	30	- 185
29	537446	MCCARTY Bryna	USA	10	14	6	-	30	- 185
31	515409	BERTHOD Sylviane	SUI	20	-	7	-	27	- 188
32	106056	SIMARD Genevieve	CAN	13	-	-	12	25	- 190
32	515170	STYGER Nadia	SUI	-	22	-	3	25	- 190





AUDI FIS SKI WORLD CUP



AUDI FIS SKI WORLD CUP 2004/05 4th LADIES SUPER-G SUPER-G FIS WORLD CUP STANDINGS

5 DEC 2004 Lake Louise (CAN)
11 DEC 2004 Altenmarkt – Zauchensee (AUT)
21 DEC 2004 St Moritz (SUI)
12 JAN 2005 Cortina d'Ampezzo (ITA)

Number of Competitors: 47

Rank	FIS Code	Name	Nation	1	2	3	4	WC-SG	Diff.
34	296242	GRUENER Angelika	ITA	11	13	-	-	24	- 191
35	505260	HARGIN Janette	SWE	9	-	13	-	22	- 193
36	105741	FORSYTH Allison	CAN	16	-	3	-	19	- 196
37	55339	LECHNER Martina	AUT	-	11	6	-	17	- 198
38	225206	ALCOTT Chemmy	GBR	-	7	-	9	16	- 199
38	195837	MATTEL Magda	FRA	-	15	-	1	16	- 199
38	536477	MENDES Jonna	USA	-	-	3	13	16	- 199
41	295449	KLEON Barbara	ITA	-	6	9	-	15	- 200
42	495318	RUIZ CASTILLO Carolina	SPA	-	-	14	-	14	- 201
43	565037	SUHADOLC Mojca	SLO	9	2	-	2	13	- 202
44	195868	MEILLEUR Karine	FRA	4	-	-	-	4	- 211
44	55596	WILHELM Kathrin	AUT	-	4	-	-	4	- 211
46	515166	PIEREN Tanja	SUI	-	3	-	-	3	- 212
47	185140	POUTIAINEN Tanja	FIN	-	1	-	-	1	- 214

LEGEND

WC-SG World Cup points for Super-G Diff. Points Difference

12-01-2005 / Cortina d'Ampezzo (ITA) / 5745

Page 2/2

www.fis-ski.com

Generation Date: WED 12 JAN 2005

Time: 13:11 Swatch Internet Time: @549

Document: 25A 1.0





AUDI FIS SKI WORLD CUP



AUDI FIS SKI WORLD CUP 2004/05

4th LADIES SUPER-G

OVERALL FIS WORLD CUP STANDINGS

Number of Competitors: 110

Rank	FIS Code	Name	Nation	Points	DH	SL	GS	SG	K
					4 races	5 races	5 races	4 races	
1	185140	POUTIAINEN Tanja	FIN	706	–	360 (1)	345 (1)	1 (47)	–
2	505483	PAERSON Anja	SWE	659	30 (21)	175 (6)	300 (2)	154 (5)	–
3	385022	KOSTELIC Janica	CRO	633	127 (7)	240 (3)	146 (6)	120 (8)	–
4	55198	DORFMEISTER Michaela	AUT	549	197 (5)	–	137 (8)	215 (1)	–
5	55069	GOETSCHL Renate	AUT	518	255 (3)	–	54 (24)	209 (3)	–
6	537544	KILDOW Lindsey C.	USA	485	275 (1)	–	–	210 (2)	–
7	205117	GERG Hilde	GER	455	265 (2)	–	–	190 (4)	–
8	55590	SCHILD Marlies	AUT	437	7 (39)	280 (2)	150 (5)	–	–
9	565243	MAZE Tina	SLO	358	7 (39)	5 (44)	228 (3)	118 (9)	–
10	205378	ERTL Martina	GER	327	13 (35)	82 (20)	120 (12)	112 (10)	–
11	55576	GOERGL Elisabeth	AUT	309	19 (27)	99 (13)	130 (9)	61 (15)	–
11	195374	MONTILLET-CARLES Carole	FRA	309	245 (4)	–	–	64 (13)	–
13	535825	KOZNICK Kristina	USA	287	–	230 (4)	57 (21)	–	–
14	537545	MANCUSO Julia	USA	266	45 (18)	26 (29)	106 (14)	89 (11)	–
15	195671	JACQUEMOD Ingrid	FRA	234	152 (6)	–	25 (32)	57 (17)	–
16	55212	MEISSNITZER Alexandra	AUT	221	30 (21)	–	55 (23)	136 (7)	–
17	536481	SCHLEPER Sarah	USA	213	–	147 (7)	66 (19)	–	–
18	515268	NEF Sonja	SUI	196	–	69 (22)	127 (10)	–	–
19	536473	LALIVE Caroline	USA	190	116 (9)	–	11 (41)	63 (14)	–
20	205636	BERGMANN-SCHMUDERER	GER	178	–	178 (5)	–	–	–
21	206001	RIESCH Maria	GER	168	48 (17)	12 (40)	48 (28)	60 (16)	–
21	106056	SIMARD Genevieve	CAN	168	–	–	143 (7)	25 (32)	–
23	205119	HALTMAYR Petra	GER	165	112 (10)	–	–	53 (20)	–
23	296259	MOELGG Manuela	ITA	165	–	111 (10)	54 (24)	–	–
25	495065	RIENDA CONTRERAS M.	SPA	160	–	–	160 (4)	–	–
26	295588	KOSTNER Isolde	ITA	156	119 (8)	–	–	37 (24)	–
27	295533	RECCHIA Lucia	ITA	154	5 (43)	–	–	149 (6)	–
28	55538	WIRTH Katja	AUT	148	94 (12)	–	–	54 (18)	–
29	55690	HOSP Nicole	AUT	147	–	94 (15)	53 (26)	–	–
30	705287	ZUZULOVA Veronika	SVK	141	–	141 (8)	–	–	–
31	515409	BERTHOD Sylviane	SUI	136	109 (11)	–	–	27 (31)	–
32	505187	OTTOSSON Anna	SWE	135	–	14 (36)	121 (11)	–	–
33	55261	OBERMOSER Brigitte	AUT	132	84 (13)	–	–	48 (22)	–
34	295435	GIUS Nicole	ITA	129	–	44 (26)	85 (16)	–	–
35	205115	GERG Annemarie	GER	128	–	108 (11)	20 (34)	–	–
36	295342	PUTZER Karen	ITA	127	–	7 (42)	120 (12)	–	–





AUDI FIS SKI WORLD CUP



AUDI FIS SKI WORLD CUP 2004/05

4th LADIES SUPER-G

OVERALL FIS WORLD CUP STANDINGS

Number of Competitors: 110

Rank	FIS Code	Name	Nation	Points	DH	SL	GS	SG	K
					4 races	5 races	5 races	4 races	
37	105997	BRYDON Emily	CAN	118	54 (16)	–	11 (41)	53 (20)	–
37	536138	CLARK Kirsten L	USA	118	66 (14)	–	9 (45)	43 (23)	–
39	105741	FORSYTH Allison	CAN	113	–	–	94 (15)	19 (36)	–
40	155415	ZAHROBSKA Sarka	CZE	112	–	112 (9)	–	–	–
41	55313	ROHREGGER Eveline	AUT	105	–	–	68 (18)	37 (24)	–
42	55759	KIRCHGASSER Michaela	AUT	103	–	33 (27)	70 (17)	–	–
43	195377	PASCAL Christel	FRA	101	–	101 (12)	–	–	–
44	55539	BERGER Silvia	AUT	99	–	–	25 (32)	74 (12)	–
45	195249	PEQUEGNOT Laure	FRA	95	–	95 (14)	–	–	–
46	385027	FLEISS Nika	CRO	93	–	93 (16)	–	–	–
47	537772	STIEGLER Resi	USA	91	–	83 (19)	8 (47)	–	–
48	55302	EGGER Sabine	AUT	90	–	90 (17)	–	–	–
49	385032	JELUSIC Ana	CRO	89	–	79 (21)	10 (43)	–	–
49	515170	STYGER Nadia	SUI	89	24 (26)	–	40 (30)	25 (32)	–
51	195912	DE LEYMARIE Florine	FRA	85	–	85 (18)	–	–	–
52	55838	ZETTEL Kathrin	AUT	83	–	26 (29)	57 (21)	–	–
53	505260	HARGIN Janette	SWE	82	60 (15)	–	–	22 (35)	–
54	515573	AUFDENBLATTEN Fraenzi	SUI	76	26 (24)	–	16 (36)	34 (27)	–
55	425443	BIRKELUND Karina	NOR	71	–	6 (43)	65 (20)	–	–
55	296729	FANCHINI Nadia	ITA	71	8 (38)	–	29 (31)	34 (27)	–
57	537446	MCCARTY Bryna	USA	66	36 (19)	–	–	30 (29)	–
57	106402	VANDERBEEK Kelly	CAN	66	12 (36)	–	–	54 (18)	–
59	515370	OESTER Marlies	SUI	60	–	14 (36)	46 (29)	–	–
60	425458	VIKEN Line	NOR	58	–	58 (23)	–	–	–
61	185058	RAITA Henna	FIN	54	–	54 (24)	–	–	–
62	505610	BORSSEN Therese	SWE	52	–	52 (25)	–	–	–
63	105884	KELLY Gail	CAN	49	–	–	49 (27)	–	–
64	295449	KLEON Barbara	ITA	43	19 (27)	–	9 (45)	15 (41)	–
65	536477	MENDES Jonna	USA	42	26 (24)	–	–	16 (38)	–
66	295136	CECCARELLI Daniela	ITA	35	35 (20)	–	–	–	–
66	55750	FISCHBACHER Andrea	AUT	35	–	–	–	35 (26)	–
68	225206	ALCOTT Chemmy	GBR	30	14 (32)	–	–	16 (38)	–
68	536884	LUDLOW Libby	USA	30	–	–	–	30 (29)	–
70	505760	PIETILAE-HOLMNER Maria	SWE	29	–	14 (36)	15 (38)	–	–
71	296472	FANCHINI Elena	ITA	28	28 (23)	–	–	–	–
72	55359	TRUPPE Karin	AUT	27	–	27 (28)	–	–	–





AUDI FIS SKI WORLD CUP



AUDI FIS SKI WORLD CUP 2004/05

4th LADIES SUPER-G

OVERALL FIS WORLD CUP STANDINGS

Number of Competitors: 110

Rank	FIS Code	Name	Nation	Points	DH	SL	GS	SG	K
					4 races	5 races	5 races	4 races	
73	296242	GRUENER Angelika	ITA	24	-	-	-	24 (34)	-
74	195215	VIDAL Vanessa	FRA	22	-	22 (31)	-	-	-
75	425380	BREMSETH Lisa	NOR	20	-	20 (32)	-	-	-
76	295738	BACHMANN Silke	ITA	19	-	-	19 (35)	-	-
76	515429	DUMERMUTH Monika	SUI	19	19 (27)	-	-	-	-
76	106022	JANYK Britt	CAN	19	-	19 (33)	-	-	-
79	55596	WILHELM Kathrin	AUT	18	14 (32)	-	-	4 (44)	-
80	55339	LECHNER Martina	AUT	17	-	-	-	17 (37)	-
81	106527	ACTON Brigitte	CAN	16	-	-	16 (36)	-	-
81	295265	CERESA Annalisa	ITA	16	-	16 (34)	-	-	-
81	296354	COSTAZZA Chiara	ITA	16	-	16 (34)	-	-	-
81	195837	MATTEL Magda	FRA	16	-	-	-	16 (38)	-
81	105546	TURGEON Melanie	CAN	16	16 (30)	-	-	-	-
81	55622	VIERTHALER Astrid	AUT	16	16 (30)	-	-	-	-
87	515348	BORGHI Catherine	SUI	14	14 (32)	-	-	-	-
87	495318	RUIZ CASTILLO Carolina	SPA	14	-	-	-	14 (42)	-
89	106593	SPLAWINSKI Sophie	CAN	13	-	-	13 (39)	-	-
89	565037	SUHADOLC Mojca	SLO	13	-	-	-	13 (43)	-
89	155047	ZAKOURILOVA Petra	CZE	13	-	13 (39)	-	-	-
92	425001	FLEMMEN Andrine	NOR	12	-	-	12 (40)	-	-
93	205806	BLIENINGER Anja	GER	10	-	-	10 (43)	-	-
94	505632	LINDELL-VIKARBY Jessica	SWE	9	9 (37)	-	-	-	-
95	537145	ROSS Lauren	USA	8	-	8 (41)	-	-	-
96	55383	BLASER Karin	AUT	7	7 (39)	-	-	-	-
96	105662	LEFRANCOIS Anne Marie	CAN	7	7 (39)	-	-	-	-
96	295927	PLANATSCHER Magdalena	ITA	7	-	-	7 (48)	-	-
99	565268	DREV Ana	SLO	6	-	-	6 (49)	-	-
100	515244	CASANOVA Carmen	SUI	5	5 (43)	-	-	-	-
100	505351	OLOFSSON Sofie	SWE	5	-	5 (44)	-	-	-
102	55290	HEREGGER Selina	AUT	4	4 (45)	-	-	-	-
102	435142	KARASINSKA Katarzyna	POL	4	-	4 (46)	-	-	-
102	195927	LAZIER Laurence	FRA	4	-	-	4 (50)	-	-
102	195868	MEILLEUR Karine	FRA	4	-	-	-	4 (44)	-
102	515560	SCHILD Martina	SUI	4	4 (45)	-	-	-	-
102	55675	ZEISER Daniela	AUT	4	-	4 (46)	-	-	-
108	195311	DUVILLARD Julie	FRA	3	3 (47)	-	-	-	-





AUDI FIS SKI WORLD CUP



AUDI FIS SKI WORLD CUP 2004/05 4th LADIES SUPER-G OVERALL FIS WORLD CUP STANDINGS

Number of Competitors: 110

Rank	FIS Code	Name	Nation	Points	DH	SL	GS	SG	K
					4 races	5 races	5 races	4 races	
108	205820	HUBER Isabelle	GER	3	3 (47)	-	-	-	-
108	515166	PIEREN Tanja	SUI	3	-	-	-	3 (46)	-

LEGEND

GS Giant Slalom points **SG** Super-G points **DH** Downhill points **Points** Overall points **SL** Slalom points
K Combined points

12-01-2005 / Cortina d'Ampezzo (ITA) / 5745

Page 4/4

www.fis-ski.com

Generation Date: WED 12 JAN 2005


Time: 13:11 Swatch Internet Time: @549

Document: 25B 1.0





AUDI FIS SKI WORLD CUP



AUDI FIS SKI WORLD CUP 2004/05

4th LADIES SUPER-G

WOMEN FIS NATION CUP


Number of Nations: 17

Place	Nation	Points	Diff.	DH	SL	GS	SG	K
1	AUT Austria	3069		727	653	799	890	-
2	USA United States of America	1796	- 1273	564	494	257	481	-
3	GER Germany	1434	- 1635	441	380	198	415	-
4	ITA Italy	990	- 2079	214	194	323	259	-
5	SWE Sweden	971	- 2098	99	260	436	176	-
6	FRA France	873	- 2196	400	303	29	141	-
7	CRO Croatia	815	- 2254	127	412	156	120	-
8	FIN Finland	760	- 2309	-	414	345	1	-
9	SUI Switzerland	602	- 2467	201	83	229	89	-
10	CAN Canada	585	- 2484	89	19	326	151	-
11	SLO Slovenia	377	- 2692	7	5	234	131	-
12	SPA Spain	174	- 2895	-	-	160	14	-
13	NOR Norway	161	- 2908	-	84	77	-	-
14	SVK Slovakia	141	- 2928	-	141	-	-	-
15	CZE Czech Republic	125	- 2944	-	125	-	-	-
16	GBR Great Britain	30	- 3039	14	-	-	16	-
17	POL Poland	4	- 3065	-	4	-	-	-





AUDI FIS SKI WORLD CUP



AUDI FIS SKI WORLD CUP 2004/05

4th LADIES SUPER-G

FIS OVERALL NATION CUP

Number of Nations: 19

Place	Nation	Overall			DH Points			SL Points			GS Points			SG Points			K Points		
		M+W	M	W	M+W	M	W	M+W	M	W	M+W	M	W	M+W	M	W	M+W	M	W
1	AUT	7304	4235	3069	2298	1571	727	1454	801	653	1629	830	799	1923	1033	890	-	-	-
2	USA	3577	1781	1796	1231	667	564	676	182	494	872	615	257	798	317	481	-	-	-
3	ITA	2735	1745	990	627	413	214	650	456	194	1125	802	323	333	74	259	-	-	-
4	SUI	2193	1591	602	878	677	201	246	163	83	687	458	229	382	293	89	-	-	-
5	GER	1760	326	1434	578	137	441	535	155	380	198	-	198	449	34	415	-	-	-
6	FRA	1532	659	873	657	257	400	388	85	303	305	276	29	182	41	141	-	-	-
7	SWE	1439	468	971	165	66	99	453	193	260	597	161	436	224	48	176	-	-	-
8	CAN	1288	703	585	269	180	89	132	113	19	692	366	326	195	44	151	-	-	-
9	FIN	1170	410	760	-	-	-	608	194	414	561	216	345	1	-	1	-	-	-
10	NOR	1068	907	161	179	179	-	190	106	84	509	432	77	190	190	-	-	-	-
11	CRO	896	81	815	127	-	127	493	81	412	156	-	156	120	-	120	-	-	-
12	SLO	585	208	377	7	-	7	144	139	5	303	69	234	131	-	131	-	-	-
13	LIE	278	278	-	127	127	-	-	-	-	57	57	-	94	94	-	-	-	-
14	SPA	174	-	174	-	-	-	-	-	-	160	-	160	14	-	14	-	-	-
15	JPN	164	164	-	-	-	-	157	157	-	7	7	-	-	-	-	-	-	-
16	SVK	141	-	141	-	-	-	141	-	141	-	-	-	-	-	-	-	-	-
17	CZE	139	14	125	-	-	-	125	-	125	14	14	-	-	-	-	-	-	-
18	GBR	92	62	30	70	56	14	4	4	-	-	-	-	18	2	16	-	-	-
19	POL	4	-	4	-	-	-	4	-	4	-	-	-	-	-	-	-	-	-





AUDI FIS SKI WORLD CUP



AUDI FIS SKI WORLD CUP 2004/05

AFTER 4th LADIES SUPER-G

MANUFACTURERS STANDINGS WOMEN presented by "DIE PRESSE"

Number of Manufacturers: 9

Place	Manufacturer	Points	Diff.	DH	SL	GS	SG	K
1	ROSSIGNOL	1910		520	175	780	435	-
2	SALOMON	1690	- 220	400	500	445	345	-
3	VÖLKL	1670	- 240	265	590	440	375	-
4	ATOMIC	815	- 1095	150	280	190	195	-
5	HEAD	305	- 1605	-	195	-	110	-
6	BLIZZARD	195	- 1715	50	45	60	40	-
7	DYNASTAR	90	- 1820	40	50	-	-	-
8	FISCHER	80	- 1830	80	-	-	-	-
9	DYNAMIC	45	- 1865	-	45	-	-	-





AUDI FIS SKI WORLD CUP



AUDI FIS SKI WORLD CUP 2004/05

AFTER 4th LADIES SUPER-G

MANUFACTURERS STANDINGS OVERALL presented by "DIE PRESSE"

Number of Manufacturers: 12

Place	Manufacturer	Overall			DH Points			SL Points			GS Points			SG Points			K Points		
		M+W	M	W	M+W	M	W	M+W	M	W	M+W	M	W	M+W	M	W	M+W	M	W
1	ATOMIC	4815	4000	815	1325	1175	150	1130	850	280	1365	1175	190	995	800	195	-	-	-
2	SALOMON	2285	595	1690	550	150	400	590	90	500	760	315	445	385	40	345	-	-	-
3	ROSSIGNOL	2205	295	1910	615	95	520	175	-	175	980	200	780	435	-	435	-	-	-
4	VÖLKL	1730	60	1670	265	-	265	650	60	590	440	-	440	375	-	375	-	-	-
5	FISCHER	1095	1015	80	335	255	80	405	405	-	170	170	-	185	185	-	-	-	-
6	HEAD	745	440	305	390	390	-	195	-	195	-	-	-	160	50	110	-	-	-
7	DYNASTAR	495	405	90	85	45	40	50	-	50	360	360	-	-	-	-	-	-	-
8	BLIZZARD	295	100	195	150	100	50	45	-	45	60	-	60	40	-	40	-	-	-
9	STÖCKLI	130	130	-	80	80	-	-	-	-	-	-	-	50	50	-	-	-	-
10	NORDICA	85	85	-	-	-	-	45	45	-	40	40	-	-	-	-	-	-	-
11	ELAN	50	50	-	-	-	-	50	50	-	-	-	-	-	-	-	-	-	-
12	DYNAMIC	45	-	45	-	-	-	45	-	45	-	-	-	-	-	-	-	-	-

