

FIS ALPINE WORLD SKI CHAMPIONSHIPS – BORMIO 2005

LADIES DOWNHILL

ALPHABETICAL LIST OF COMPETITORS TRAINING 3

Number of Competitors: 48

Nation	FIS Code	Name	FIS Points (January 2005 List)							
			DH		SL		GS		SG	
AUT	55198	DORFMEISTER Michaela	2.03	(3)	56.83	(691)	4.05	(9)	1.46	(2)
	55576	GOERGL Elisabeth	20.33	(76)	4.76	(12)	4.02	(8)	5.75	(26)
	55069	GOETSCHL Renate	0.00	(1)	27.94	(182)	5.29	(19)	0.00	(1)
	55759	KIRCHGASSER Michaela	30.33	(107)	8.71	(34)	5.89	(27)	25.06	(98)
	55212	MEISSNITZER Alexandra	4.88	(12)	103.39	(1853)	5.13	(18)	2.96	(5)
	55590	SCHILD Marlies	29.80	(103)	1.45	(2)	4.93	(15)	32.95	(150)
	55538	WIRTH Katja	5.26	(19)	66.96	(901)	17.90	(116)	4.94	(16)
	55838	ZETTEL Kathrin	19.70	(73)	5.95	(28)	9.54	(47)	18.63	(64)
CAN	106527	ACTON Brigitte	26.28	(94)	12.78	(58)	11.01	(51)	31.36	(138)
	105997	BRYDON Emily	4.94	(14)	26.83	(168)	13.67	(75)	5.51	(24)
	106633	GOODMAN Anna	33.74	(116)	17.46	(88)	27.69	(233)	39.12	(202)
	106402	VANDERBEEK Kelly	11.57	(50)	38.84	(348)	18.90	(125)	5.99	(30)
CRO	385022	KOSTELIC Janica	3.59	(6)	2.33	(5)	3.91	(7)	4.01	(10)
CZE	155333	HRSTKOVA Lucie	104.59	(501)	24.54	(151)	19.57	(131)	27.61	(115)
	155415	ZAHROBSKA Sarka	41.91	(149)	4.34	(9)	13.89	(76)	31.24	(136)
FRA	195311	DUVILLARD Julie	17.97	(71)	90.42	(1498)	12.97	(67)	20.18	(70)
	195671	JACQUEMOD Ingrid	4.05	(9)	167.57	(3014)	9.00	(42)	4.83	(15)
	195837	MATTEL Magda	10.20	(47)	258.94	(3739)	27.45	(227)	13.50	(44)
	195374	MONTILLET-CARLES Carole	2.29	(4)	232.25	(3627)	14.02	(78)	2.98	(6)
GBR	225206	ALCOTT Chemmy	10.12	(46)	19.77	(104)	21.89	(171)	16.56	(52)
GER	205636	BERGMANN-SCHMUDERER Monika	38.34	(134)	3.47	(6)	17.40	(111)	187.70	(1740)
	205378	ERTL Martina	7.46	(34)	4.82	(15)	3.67	(6)	3.91	(8)
	205117	GERG Hilde	1.02	(2)	62.53	(816)	18.51	(121)	1.66	(3)
	205119	HALTMAYR Petra	4.90	(13)	79.93	(1213)	21.98	(172)	5.47	(23)
ITA	295136	CECCARELLI Daniela	5.47	(21)	118.36	(2181)	28.69	(251)	8.70	(34)
	296472	FANCHINI Elena	14.03	(56)	39.54	(361)	28.60	(250)	23.03	(86)
	296379	GIANESINI Giulia	48.59	(173)	21.99	(122)	14.81	(87)	26.67	(103)
	295588	KOSTNER Isolde	3.85	(8)	–		21.00	(159)	5.75	(26)



FIS ALPINE WORLD SKI CHAMPIONSHIPS – BORMIO 2005

LADIES DOWNHILL

ALPHABETICAL LIST OF COMPETITORS TRAINING 3

Number of Competitors: 48

Nation	FIS Code	Name	FIS Points (January 2005 List)							
			DH		SL		GS		SG	
ITA	296259	MOELGG Manuela	35.21	(123)	5.11	(19)	5.64	(23)	28.01	(119)
	295533	RECCHIA Lucia	19.79	(74)	129.86	(2397)	11.90	(58)	4.15	(12)
NOR	425579	MEISINGSET Cathrine	50.59	(181)	60.23	(771)	16.12	(95)	51.36	(307)
SCG	315149	LOLOVIC Jelena	88.25	(401)	27.82	(180)	19.73	(136)	33.14	(151)
SLO	565243	MAZE Tina	22.39	(86)	14.85	(71)	1.86	(3)	4.94	(16)
	565278	RABIC Urska	21.79	(81)	35.95	(301)	22.59	(182)	19.00	(67)
SUI	515573	AUFDENBLATTEN Fraenzi	5.15	(18)	26.26	(164)	8.58	(38)	5.84	(28)
	515409	BERTHOD Sylviane	3.84	(7)	219.95	(3542)	30.33	(284)	16.90	(54)
	515370	OESTER Marlies	42.22	(151)	13.15	(60)	5.74	(24)	158.67	(1508)
	515170	STYGER Nadia	4.94	(14)	138.29	(2551)	8.73	(40)	4.77	(13)
SWE	505260	HARGIN Janette	5.35	(20)	14.83	(70)	17.05	(106)	16.41	(51)
	505632	LINDELL-VIKARBY Jessica	5.81	(27)	37.74	(327)	22.04	(173)	26.73	(107)
	505483	PAERSON Anja	5.63	(23)	1.77	(3)	0.00	(1)	3.98	(9)
USA	536138	CLARK Kirsten L	4.49	(10)	150.51	(2760)	9.00	(42)	5.32	(21)
	537544	KILDOW Lindsey C.	2.54	(5)	11.66	(51)	11.48	(54)	2.65	(4)
	536473	LALIVE Caroline	4.55	(11)	65.24	(873)	13.65	(74)	4.79	(14)
	537545	MANCUSO Julia	5.49	(22)	5.99	(30)	4.94	(16)	5.11	(19)
	537446	MCCARTY Bryna	5.67	(25)	98.74	(1725)	19.61	(133)	16.30	(50)
	536477	MENDES Jonna	5.81	(27)	123.42	(2298)	19.06	(127)	15.29	(48)
	537772	STIEGLER Resi	35.10	(122)	5.00	(17)	11.13	(52)	29.98	(129)

LEGEND

DH Downhill SL Slalom GS Giant Slalom SG Super-G

03-02-2005 / Santa Caterina (ITA) / 5786

Page 2/2

Data Processing by SWATCH

www.fis-ski.com


SWATCH Timing

Generation Date: WED 2 FEB 2005

Time: 14:59 Swatch Internet Time: @624

Document: 32E 1.0





FIS ALPINE WORLD SKI CHAMPIONSHIPS – BORMIO 2005
LADIES DOWNHILL

DRAW LIST BY POINTS TRAINING 3

Number of Competitors: 48

No.	FIS Code	Name	Nation	WC SL-DH	WC SL-O	FIS-DH
1	55069	GOETSCHL Renate	AUT	662 (1)	1252 (2)	0.00 (1)
2	205117	GERG Hilde	GER	557 (2)	935 (6)	1.02 (2)
3	55198	DORFMEISTER Michaela	AUT	453 (3)	1059 (5)	2.03 (3)
4	195374	MONTILLET-CARLES Carole	FRA	426 (4)	695 (9)	2.29 (4)
5	537544	KILDOW Lindsey C.	USA	401 (5)	805 (7)	2.54 (5)
6	385022	KOSTELIC Janica	CRO	293 (6)	1223 (3)	3.59 (6)
7	515409	BERTHOD Sylviane	SUI	267 (7)	303 (26)	3.84 (7)
8	295588	KOSTNER Isolde	ITA	266 (8)	390 (22)	3.85 (8)
9	195671	JACQUEMOD Ingrid	FRA	245 (9)	411 (20)	4.05 (9)
10	536138	CLARK Kirsten L	USA	200 (10)	374 (23)	4.49 (10)
11	536473	LALIVE Caroline	USA	194 (11)	392 (21)	4.55 (11)
12	55212	MEISSNITZER Alexandra	AUT	160 (12)	561 (12)	4.88 (12)
13	205119	HALTMAYR Petra	GER	158 (13)	253 (37)	4.90 (13)
14	515170	STYGER Nadia	SUI	154 (14)	373 (24)	4.94 (15)
15	105997	BRYDON Emily	CAN	154 (14)	269 (34)	4.94 (14)
16	+400 537545	MANCUSO Julia	USA	97 (22)	539 (13)	5.49 (20)
17	+400 505483	PAERSON Anja	SWE	83 (23)	1391 (1)	5.63 (21)
18	+400 205378	ERTL Martina	GER	37 (34)	726 (8)	7.46 (25)
19	+400 55576	GOERGL Elisabeth	AUT	19 (44)	503 (15)	20.33 (33)
20	515573	AUFDENBLATTEN Fraenzi	SUI	132 (18)	269 (34)	5.15 (16)
21	55538	WIRTH Katja	AUT	121 (19)	255 (36)	5.26 (17)
22	505260	HARGIN Janette	SWE	112 (20)	155 (50)	5.35 (18)
23	295136	CECCARELLI Daniela	ITA	99 (21)	136 (54)	5.47 (19)
24	537446	MCCARTY Bryna	USA	79 (25)	109 (63)	5.67 (22)
25	536477	MENDES Jonna	USA	65 (27)	99 (65)	5.81 (24)
26	505632	LINDELL-VIKARBY Jessica	SWE	64 (28)	118 (58)	5.81 (23)
27	225206	ALCOTT Chemmy	GBR	37 (34)	77 (71)	10.12 (26)
28	106402	VANDERBEEK Kelly	CAN	35 (37)	102 (64)	11.57 (28)
29	296472	FANCHINI Elena	ITA	28 (39)	28 (94)	14.03 (29)
30	195837	MATTEL Magda	FRA	15 (47)	48 (79)	10.20 (27)
31	+400 565243	MAZE Tina	SLO	7 (56)	615 (11)	22.39 (35)
32	+400 55590	SCHILD Marlies	AUT	7 (56)	660 (10)	29.80 (37)
33	195311	DUVILLARD Julie	FRA	4 (63)	7 (124)	17.97 (30)
34	55838	ZETTEL Kathrin	AUT	-	130 (55)	19.70 (31)
35	295533	RECCHIA Lucia	ITA	11 (50)	282 (32)	19.79 (32)



FIS ALPINE WORLD SKI CHAMPIONSHIPS – BORMIO 2005

LADIES DOWNHILL

DRAW LIST BY POINTS TRAINING 3

Number of Competitors: 48

No.	FIS Code	Name	Nation	WCSL-DH	WCSL-O	FIS-DH
36	565278	RABIC Urska	SLO	–	–	21.79 (34)
37	106527	ACTON Brigitte	CAN	–	31 (91)	26.28 (36)
38	55759	KIRCHGASSER Michaela	AUT	–	126 (56)	30.33 (38)
39	106633	GOODMAN Anna	CAN	–	–	33.74 (39)
40	537772	STIEGLER Resi	USA	–	173 (44)	35.10 (40)
41	296259	MOELGG Manuela	ITA	–	248 (38)	35.21 (41)
42	205636	BERGMANN-SCHMUDERER Monika	GER	–	291 (30)	38.34 (42)
43	155415	ZAHROBSKA Sarka	CZE	–	241 (39)	41.91 (43)
44	515370	OESTER Marlies	SUI	–	182 (43)	42.22 (44)
45	296379	GIANESINI Giulia	ITA	–	–	48.59 (45)
46	425579	MEISINGSET Cathrine	NOR	–	–	50.59 (46)
47	315149	LOLOVIC Jelena	SCG	–	–	88.25 (47)
48	155333	HRSTKOVA Lucie	CZE	–	–	104.59 (48)

LEGEND

+400 More than 400 points on WCSL-O after 15th place or after 30th place

WCSL-DH World Cup Start List points for Downhill

FIS-DH FIS points for Downhill

WCSL-O Overall WCSL points
No. Control Number

03-02-2005 / Santa Caterina (ITA) / 5786

Page 2/2

Data Processing by SWATCH

www.fis-ski.com


SWATCH Timing

Generation Date: WED 2 FEB 2005

Time: 14:59 Swatch Internet Time: @624

Document: 45B 1.0





FIS ALPINE WORLD SKI CHAMPIONSHIPS - BORMIO 2005

LADIES DOWNHILL

START LIST TRAINING 3

Jury			Technical Data	
TD FIS	M. KRANJC	SLO	Course Name	Deborah Compagnoni
Referee	K. HOCH	FIS	Start Altitude	2530 m
Assistant Referee	J. TISCHHAUSER	FIS	Finish Altitude	1745 m
Chief of Race	R. SENONER	ITA	Vertical Drop	785 m
Start Referee	P. BOTH	AUT	Course Length	2563 m
Finish Referee	W. GAJEWSKI	POL	Homologation Number	7665/12/04

Race Information

Course Setter	J. TISCHHAUSER	FIS		
Number of Gates	42			
Start Time	11:45			
Forerunners	A - A. LAZZARINI	ITA	D - G. COMPAGNONI	ITA
	B - D. CUSINI	ITA	E - T. IMPERIAL	ITA
	C - G. LENTI	ITA		

Number of Competitors: 48

Bib	FIS Code	Name	Year of Birth	Nation	Time	Ski
1	55538	WIRTH Katja	1980	AUT		BLIZZARD
2	106402	VANDERBEEK Kelly	1983	CAN		VÖLKL
3	195837	MATTEL Magda	1980	FRA		DYNASTAR
4	505260	HARGIN Janette	1977	SWE		ROSSIGNOL
5	536477	MENDES Jonna	1979	USA		FISCHER
6	55576	GOERGL Elisabeth	1981	AUT		BLIZZARD
7	515170	STYGER Nadia	1978	SUI		SALOMON
8	105997	BRYDON Emily	1980	CAN		SALOMON
9	55212	MEISSNITZER Alexandra	1973	AUT		VÖLKL
10	536473	LALIVE Caroline	1979	USA		HEAD
11	385022	KOSTELIC Janica	1982	CRO		SALOMON
12	195671	JACQUEMOD Ingrid	1978	FRA		SALOMON
13	536138	CLARK Kirsten L	1977	USA		FISCHER
14	515409	BERTHOD Sylviane	1977	SUI		DYNASTAR
15	55069	GOETSCHL Renate	1975	AUT		SALOMON
16	537544	KILDOW Lindsey C.	1984	USA		ROSSIGNOL
17	195374	MONTILLET-CARLES Carole	1973	FRA		ROSSIGNOL
18	205117	GERG Hilde	1975	GER		VÖLKL
19	205119	HALTMAYR Petra	1975	GER		FISCHER
20	55198	DORFMEISTER Michaela	1973	AUT		ATOMIC
21	537545	MANCUSO Julia	1984	USA		ROSSIGNOL

03-02-2005 / Santa Caterina (ITA) / 5786

Page 1/2

Data Processing by SWATCH

www.fis-ski.com

SWATCH Timing

Generation Date: WED 2 FEB 2005

Time: 15:18 Swatch Internet Time: @637

Document: 51A 1.0



FIS ALPINE WORLD SKI CHAMPIONSHIPS – BORMIO 2005


LADIES DOWNHILL

START LIST TRAINING 3

Number of Competitors: 48

Bib	FIS Code	Name	Year of Birth	Nation	Time	Ski
22	295588	KOSTNER Isolde	1975	ITA		FISCHER
23	505483	PAERSON Anja	1981	SWE		SALOMON
24	205378	ERTL Martina	1973	GER		ROSSIGNOL
25	505632	LINDELL-VIKARBY Jessica	1984	SWE		ROSSIGNOL
26	515573	AUFDENBLATTEN Fraenzi	1981	SUI		SALOMON
27	296472	FANCHINI Elena	1985	ITA		DYNASTAR
28	295136	CECCARELLI Daniela	1975	ITA		DYNASTAR
29	225206	ALCOTT Chemmy	1982	GBR		FISCHER
30	537446	MCCARTY Bryna	1983	USA		DYNASTAR
31	565243	MAZE Tina	1983	SLO		ROSSIGNOL
32	55590	SCHILD Marlies	1981	AUT		ATOMIC
33	195311	DUVILLARD Julie	1978	FRA		DYNASTAR
34	55838	ZETTEL Kathrin	1986	AUT		ATOMIC
35	295533	RECCHIA Lucia	1980	ITA		VÖLKL
36	565278	RABIC Urska	1985	SLO		ROSSIGNOL
37	106527	ACTON Brigitte	1985	CAN		ROSSIGNOL
38	55759	KIRCHGASSER Michaela	1985	AUT		ATOMIC
39	106633	GOODMAN Anna	1986	CAN		ROSSIGNOL
40	537772	STIEGLER Resi	1985	USA		DYNASTAR
41	296259	MOELGG Manuela	1983	ITA		FISCHER
42	205636	BERGMANN-SCHMUDERER Monika	1978	GER		HEAD
43	155415	ZAHROBSKA Sarka	1985	CZE		HEAD
44	515370	OESTER Marlies	1976	SUI		HEAD
45	296379	GIANESINI Giulia	1984	ITA		HEAD
46	425579	MEISINGSET Cathrine	1985	NOR		ROSSIGNOL
47	315149	LOLOVIC Jelena	1981	SCG		ROSSIGNOL
48	155333	HRSTKOVA Lucie	1981	CZE		ROSSIGNOL





FIS ALPINE WORLD SKI CHAMPIONSHIPS - BORMIO 2005

LADIES DOWNHILL

RESULTS TRAINING 3 BY RANK

Jury			Technical Data	
TD FIS	M. KRANJC	SLO	Course Name	Deborah Compagnoni
Referee	K. HOCH	FIS	Start Altitude	2530 m
Assistant Referee	J. TISCHHAUSER	FIS	Finish Altitude	1745 m
Chief of Race	R. SENONER	ITA	Vertical Drop	785 m
Start Referee	P. BOTH	AUT	Course Length	2563 m
Finish Referee	W. GAJEWSKI	POL	Homologation Number	7665/12/04

Race Information

Course Setter	J. TISCHHAUSER	FIS		
Number of Gates	42			
Start Time	11:45			
Forerunners	A - A. LAZZARINI	ITA	D - G. COMPAGNONI	ITA
	B - D. CUSINI	ITA	E - T. IMPERIAL	ITA
	C - G. LENTI	ITA		

Weather: Sunny Snow: Hard Temperature – Start: -12 °C Finish: -6 °C

Number of Competitors: 48

Rank	Bib	FIS Code	Name	Year of Birth	Nation	Time	Diff.	Ski
1	23	505483	PAERSON Anja	1981	SWE	1:42.65		SALOMON
1	12	195671	JACQUEMOD Ingrid	1978	FRA	1:42.65		SALOMON
3	11	385022	KOSTELIC Janica	1982	CRO	1:42.75	0.10	SALOMON
4	5	536477	MENDES Jonna	1979	USA	1:42.93	0.28	FISCHER
5	10	536473	LALIVE Caroline	1979	USA	1:43.00	0.35	HEAD
6	4	505260	HARGIN Janette	1977	SWE	1:43.44	0.79	ROSSIGNOL
7	7	515170	STYGER Nadia	1978	SUI	1:43.57	0.92	SALOMON
8	22	295588	KOSTNER Isolde	1975	ITA	1:43.80	1.15	FISCHER
9	25	505632	LINDELL-VIKARBY Jessica	1984	SWE	1:43.91	1.26	ROSSIGNOL
10	19	205119	HALTMAYR Petra	1975	GER	1:44.03	1.38	FISCHER
11	2	106402	VANDERBEEK Kelly	1983	CAN	1:44.04	1.39	VÖLKL
12	3	195837	MATTEL Magda	1980	FRA	1:44.05	1.40	DYNASTAR
13	8	105997	BRYDON Emily	1980	CAN	1:44.10	1.45	SALOMON
14	18	205117	GERG Hilde	1975	GER	1:44.11	1.46	VÖLKL
15	1	55538	WIRTH Katja	1980	AUT	1:44.20	1.55	BLIZZARD
16	29	225206	ALCOTT Chemmy	1982	GBR	1:44.25	1.60	FISCHER

#742 _____



FIS ALPINE WORLD SKI CHAMPIONSHIPS – BORMIO 2005

LADIES DOWNHILL

RESULTS TRAINING 3 BY RANK

Number of Competitors: 48

Rank	Bib	FIS Code	Name	Year of Birth	Nation	Time	Diff.	Ski
17	16	537544	KILDOW Lindsey C.	1984	USA	1:44.27	1.62	ROSSIGNOL
18	14	515409	BERTHOD Sylviane	1977	SUI	1:44.38	1.73	DYNASTAR
19	6	55576	GOERGL Elisabeth	1981	AUT	1:44.52	1.87	BLIZZARD
20	21	537545	MANCUSO Julia	1984	USA	1:44.64	1.99	ROSSIGNOL
21	20	55198	DORFMEISTER Michaela	1973	AUT	1:44.67	2.02	ATOMIC
22	30	537446	MCCARTY Bryna	1983	USA	1:44.73	2.08	DYNASTAR
23	27	296472	FANCHINI Elena	1985	ITA	1:44.82	2.17	DYNASTAR
24	33	195311	DUVILLARD Julie	1978	FRA	1:45.03	2.38	DYNASTAR
25	24	205378	ERTL Martina	1973	GER	1:45.24	2.59	ROSSIGNOL
26	17	195374	MONTILLET-CARLES Carole	1973	FRA	1:45.33	2.68	ROSSIGNOL
27	26	515573	AUFDENBLATTEN Fraenzi	1981	SUI	1:45.38	2.73	SALOMON
28	28	295136	CECCARELLI Daniela	1975	ITA	1:45.59	2.94	DYNASTAR
29	34	55838	ZETTEL Kathrin	1986	AUT	1:45.77	3.12	ATOMIC
30	37	106527	ACTON Brigitte	1985	CAN	1:46.41	3.76	ROSSIGNOL
31	48	155333	HRSTKOVA Lucie	1981	CZE	1:46.52	3.87	ROSSIGNOL
32	9	55212	MEISSNITZER Alexandra	1973	AUT	1:46.53	3.88	VÖLKL
33	42	205636	BERGMANN-SCHMUDERER M.	1978	GER	1:46.69	4.04	HEAD
34	44	515370	OESTER Marlies	1976	SUI	1:46.75	4.10	HEAD
35	40	537772	STIEGLER Resi	1985	USA	1:46.96	4.31	DYNASTAR
36	36	565278	RABIC Urska	1985	SLO	1:47.08	4.43	ROSSIGNOL
37	38	55759	KIRCHGASSER Michaela	1985	AUT	1:47.69	5.04	ATOMIC
38	46	425579	MEISINGSET Cathrine	1985	NOR	1:48.04	5.39	ROSSIGNOL
39	39	106633	GOODMAN Anna	1986	CAN	1:48.10	5.45	ROSSIGNOL
40	43	155415	ZAHROBSKA Sarka	1985	CZE	1:48.12	5.47	HEAD
41	32	55590	SCHILD Marlies	1981	AUT	1:48.28	5.63	ATOMIC
42	47	315149	LOLOVIC Jelena	1981	SCG	1:49.73	7.08	ROSSIGNOL
	13	536138	CLARK Kirsten L	1977	USA	DNS		FISCHER
	31	565243	MAZE Tina	1983	SLO	DNS		ROSSIGNOL
	35	295533	RECCHIA Lucia	1980	ITA	DNS		VÖLKL
	45	296379	GIANESINI Giulia	1984	ITA	DNS		HEAD
	41	296259	MOELGG Manuela	1983	ITA	DNF		FISCHER
	15	55069	GOETSCHL Renate	1975	AUT	DQ	Gate 11 Rule 629.3	SALOMON

Reason for disqualification:

629.3 Does not pass through a gate correctly (art. 661.4)

Technical Delegate:

M. KRANJC (SLO) #742

LEGEND

DNS Did Not Start **DNF** Did Not Finish **DQ** Disqualified

03-02-2005 / Santa Caterina (ITA) / 5786

Page 2/2

Data Processing by SWATCH

www.fis-ski.com


SWATCH Timing

Generation Date: THU 3 FEB 2005

Time: 13:19 Swatch Internet Time: @555

Document: 74B 1.0





FIS ALPINE WORLD SKI CHAMPIONSHIPS - BORMIO 2005

LADIES DOWNHILL

RESULTS TRAINING 3 BY BIB

Jury			Technical Data	
TD FIS	M. KRANJC	SLO	Course Name	Deborah Compagnoni
Referee	K. HOCH	FIS	Start Altitude	2530 m
Assistant Referee	J. TISCHHAUSER	FIS	Finish Altitude	1745 m
Chief of Race	R. SENONER	ITA	Vertical Drop	785 m
Start Referee	P. BOTH	AUT	Course Length	2563 m
Finish Referee	W. GAJEWSKI	POL	Homologation Number	7665/12/04

Race Information				
Course Setter	J. TISCHHAUSER	FIS		
Number of Gates	42			
Start Time	11:45			
Forerunners	A - A. LAZZARINI	ITA	D - G. COMPAGNONI	ITA
	B - D. CUSINI	ITA	E - T. IMPERIAL	ITA
	C - G. LENTI	ITA		

Weather: Sunny Snow: Hard Temperature – Start: –12 °C Finish: –6 °C

Number of Competitors: 48

Bib	FIS Code	Name	Year of Birth	Nation	Time	Rank	Ski
1	55538	WIRTH Katja	1980	AUT	1:44.20	(15)	BLIZZARD
2	106402	VANDERBEEK Kelly	1983	CAN	1:44.04	(11)	VÖLKL
3	195837	MATTEL Magda	1980	FRA	1:44.05	(12)	DYNASTAR
4	505260	HARGIN Janette	1977	SWE	1:43.44	(6)	ROSSIGNOL
5	536477	MENDES Jonna	1979	USA	1:42.93	(4)	FISCHER
6	55576	GOERGL Elisabeth	1981	AUT	1:44.52	(19)	BLIZZARD
7	515170	STYGER Nadia	1978	SUI	1:43.57	(7)	SALOMON
8	105997	BRYDON Emily	1980	CAN	1:44.10	(13)	SALOMON
9	55212	MEISSNITZER Alexandra	1973	AUT	1:46.53	(32)	VÖLKL
10	536473	LALIVE Caroline	1979	USA	1:43.00	(5)	HEAD
11	385022	KOSTELIC Janica	1982	CRO	1:42.75	(3)	SALOMON
12	195671	JACQUEMOD Ingrid	1978	FRA	1:42.65	(1)	SALOMON
13	536138	CLARK Kirsten L	1977	USA	DNS		FISCHER
14	515409	BERTHOD Sylviane	1977	SUI	1:44.38	(18)	DYNASTAR
15	55069	GOETSCHL Renate	1975	AUT	DQ	Gate 11 Rule 629.3	SALOMON
16	537544	KILDOW Lindsey C.	1984	USA	1:44.27	(17)	ROSSIGNOL
17	195374	MONTILLET-CARLES Carole	1973	FRA	1:45.33	(26)	ROSSIGNOL
18	205117	GERG Hilde	1975	GER	1:44.11	(14)	VÖLKL

03-02-2005 / Santa Caterina (ITA) / 5786

Page 1/2

Data Processing by SWATCH

www.fis-ski.com

SWATCH Timing

Generation Date: THU 3 FEB 2005

Time: 13:19 Swatch Internet Time: @555

Document: 74A 1.0



FIS ALPINE WORLD SKI CHAMPIONSHIPS – BORMIO 2005

LADIES DOWNHILL

RESULTS TRAINING 3 BY BIB

Number of Competitors: 48

Bib	FIS Code	Name	Year of Birth	Nation	Time	Rank	Ski
19	205119	HALTMAYR Petra	1975	GER	1:44.03	(10)	FISCHER
20	55198	DORFMEISTER Michaela	1973	AUT	1:44.67	(21)	ATOMIC
21	537545	MANCUSO Julia	1984	USA	1:44.64	(20)	ROSSIGNOL
22	295588	KOSTNER Isolde	1975	ITA	1:43.80	(8)	FISCHER
23	505483	PAERSON Anja	1981	SWE	1:42.65	(1)	SALOMON
24	205378	ERTL Martina	1973	GER	1:45.24	(25)	ROSSIGNOL
25	505632	LINDELL-VIKARBY Jessica	1984	SWE	1:43.91	(9)	ROSSIGNOL
26	515573	AUFDENBLATTEN Fraenzi	1981	SUI	1:45.38	(27)	SALOMON
27	296472	FANCHINI Elena	1985	ITA	1:44.82	(23)	DYNASTAR
28	295136	CECCARELLI Daniela	1975	ITA	1:45.59	(28)	DYNASTAR
29	225206	ALCOTT Chemmy	1982	GBR	1:44.25	(16)	FISCHER
30	537446	MCCARTY Bryna	1983	USA	1:44.73	(22)	DYNASTAR
31	565243	MAZE Tina	1983	SLO	DNF		ROSSIGNOL
32	55590	SCHILD Marlies	1981	AUT	1:48.28	(41)	ATOMIC
33	195311	DUVILLARD Julie	1978	FRA	1:45.03	(24)	DYNASTAR
34	55838	ZETTEL Kathrin	1986	AUT	1:45.77	(29)	ATOMIC
35	295533	RECCHIA Lucia	1980	ITA	DNF		VÖLKL
36	565278	RABIC Urska	1985	SLO	1:47.08	(36)	ROSSIGNOL
37	106527	ACTON Brigitte	1985	CAN	1:46.41	(30)	ROSSIGNOL
38	55759	KIRCHGASSER Michaela	1985	AUT	1:47.69	(37)	ATOMIC
39	106633	GOODMAN Anna	1986	CAN	1:48.10	(39)	ROSSIGNOL
40	537772	STIEGLER Resi	1985	USA	1:46.96	(35)	DYNASTAR
41	296259	MOELGG Manuela	1983	ITA	DNF		FISCHER
42	205636	BERGMANN-SCHMUDERER M.	1978	GER	1:46.69	(33)	HEAD
43	155415	ZAHROBSKA Sarka	1985	CZE	1:48.12	(40)	HEAD
44	515370	OESTER Marlies	1976	SUI	1:46.75	(34)	HEAD
45	296379	GIANESINI Giulia	1984	ITA	DNF		HEAD
46	425579	MEISINGSET Cathrine	1985	NOR	1:48.04	(38)	ROSSIGNOL
47	315149	LOLOVIC Jelena	1981	SCG	1:49.73	(42)	ROSSIGNOL
48	155333	HRSTKOVA Lucie	1981	CZE	1:46.52	(31)	ROSSIGNOL

Reason for disqualification:

629.3 Does not pass through a gate correctly (art. 661.4)

LEGEND

DNF Did Not Start **DQ** Disqualified **DNF** Did Not Finish

03-02-2005 / Santa Caterina (ITA) / 5786

Page 2/2

Data Processing by SWATCH

www.fis-ski.com


SWATCH Timing

Generation Date: THU 3 FEB 2005

Time: 13:19 Swatch Internet Time: @555

Document: 74A 1.0





FIS ALPINE WORLD SKI CHAMPIONSHIPS – BORMIO 2005
LADIES DOWNHILL

PERFORMANCE ANALYSIS 1 TRAINING 3

Number of Competitors: 42

Rank	Bib	Name	Nation	Positions			Partials			Difference		Speed								
				Pos.	Time	Rank	Pos.	Time	Rank	Time	Dist(m)	Pos.	Km/h	Rank						
1	23	PAERSON Anja	SWE	Int1: 27.68 (8)	Int2: 52.00 (2)	Int3: 1:08.86 (2)	Int4: 1:23.85 (2)	Fin: 1:42.65 (1)	I1-I2: 24.32 (2)	I2-I3: 16.86 (3)	I3-I4: 14.99 (3)	I4-Fin: 18.80 (6)	0.25	0.00	0.25	0.21	0.09	0.00	Sp1: 118.42 (6)	Avg.: 89.89
1	12	JACQUEMOD Ingrid	FRA	Int1: 27.55 (3)	Int2: 51.75 (1)	Int3: 1:08.65 (1)	Int4: 1:23.76 (1)	Fin: 1:42.65 (1)	I1-I2: 24.20 (1)	I2-I3: 16.90 (5)	I3-I4: 15.11 (7)	I4-Fin: 18.89 (8)	0.12	0.00	0.00	0.00	0.00	0.00	Sp1: 117.26 (11)	Avg.: 89.89
3	11	KOSTELIC Janica	CRO	Int1: 27.46 (2)	Int2: 52.29 (4)	Int3: 1:09.26 (5)	Int4: 1:24.10 (3)	Fin: 1:42.75 (3)	I1-I2: 24.83 (15)	I2-I3: 16.97 (8)	I3-I4: 14.84 (1)	I4-Fin: 18.65 (3)	0.03	0.54	0.61	0.34	0.10	2.49	Sp1: 117.26 (11)	Avg.: 89.80
4	5	MENDES Jonna	USA	Int1: 27.78 (14)	Int2: 52.31 (6)	Int3: 1:08.92 (3)	Int4: 1:24.22 (4)	Fin: 1:42.93 (4)	I1-I2: 24.53 (3)	I2-I3: 16.61 (2)	I3-I4: 15.30 (15)	I4-Fin: 18.71 (4)	0.35	0.56	0.27	0.46	0.28	6.97	Sp1: 125.87 (1)	Avg.: 89.64
5	10	LALIVE Caroline	USA	Int1: 27.57 (4)	Int2: 52.31 (6)	Int3: 1:09.32 (6)	Int4: 1:24.38 (5)	Fin: 1:43.00 (5)	I1-I2: 24.74 (10)	I2-I3: 17.01 (11)	I3-I4: 15.06 (6)	I4-Fin: 18.62 (2)	0.14	0.56	0.67	0.62	0.35	8.71	Sp1: 114.28 (22)	Avg.: 89.58
6	4	HARGIN Janette	SWE	Int1: 27.76 (10)	Int2: 52.47 (10)	Int3: 1:09.45 (8)	Int4: 1:24.62 (8)	Fin: 1:43.44 (6)	I1-I2: 24.71 (9)	I2-I3: 16.98 (10)	I3-I4: 15.17 (9)	I4-Fin: 18.82 (7)	0.33	0.72	0.80	0.86	0.79	19.57	Sp1: 116.12 (18)	Avg.: 89.20
7	7	STYGER Nadia	SUI	Int1: 27.62 (6)	Int2: 52.21 (3)	Int3: 1:09.14 (4)	Int4: 1:24.42 (6)	Fin: 1:43.57 (7)	I1-I2: 24.59 (6)	I2-I3: 16.93 (7)	I3-I4: 15.28 (14)	I4-Fin: 19.15 (19)	0.19	0.46	0.49	0.66	0.92	22.77	Sp1: 115.75 (19)	Avg.: 89.09
8	22	KOSTNER Isolde	ITA	Int1: 27.72 (9)	Int2: 52.41 (9)	Int3: 1:09.42 (7)	Int4: 1:24.42 (6)	Fin: 1:43.80 (8)	I1-I2: 24.69 (8)	I2-I3: 17.01 (11)	I3-I4: 15.00 (4)	I4-Fin: 19.38 (30)	0.29	0.66	0.77	0.66	1.15	28.40	Sp1: 112.50 (27)	Avg.: 88.89



FIS ALPINE WORLD SKI CHAMPIONSHIPS – BORMIO 2005

LADIES DOWNHILL

PERFORMANCE ANALYSIS 1 TRAINING 3

Number of Competitors: 42

Rank	Bib	Name	Nation	Positions			Partials			Difference		Speed		
				Pos.	Time	Rank	Pos.	Time	Rank	Time	Dist(m)	Pos.	Km/h	Rank
9	25	LINDELL-VIKARBY Jessica	SWE	Int1: 27.77 (11) Int2: 52.83 (20) Int3: 1:09.80 (15) Int4: 1:25.34 (20) Fin: 1:43.91 (9)	I1-I2: 25.06 (23) I2-I3: 16.97 (8) I3-I4: 15.54 (27) I4-Fin: 18.57 (1)	0.34 1.08 1.15 1.58 1.26	31.08	Avg.: 88.80	Sp1: 117.26 (11)					
10	19	HALTMAYR Petra	GER	Int1: 27.57 (4) Int2: 52.32 (8) Int3: 1:09.77 (14) Int4: 1:25.00 (13) Fin: 1:44.03 (10)	I1-I2: 24.75 (11) I2-I3: 17.45 (26) I3-I4: 15.23 (11) I4-Fin: 19.03 (12)	0.14 0.57 1.12 1.24 1.38	34.00	Avg.: 88.69	Sp1: 110.76 (34)					
11	2	VANDERBEEK Kelly	CAN	Int1: 27.43 (1) Int2: 52.29 (4) Int3: 1:09.55 (9) Int4: 1:24.99 (12) Fin: 1:44.04 (11)	I1-I2: 24.86 (16) I2-I3: 17.26 (22) I3-I4: 15.44 (18) I4-Fin: 19.05 (14)	0.00 0.54 0.90 1.23 1.39	34.24	Avg.: 88.69	Sp1: 111.11 (30)					
12	3	MATTEL Magda	FRA	Int1: 27.79 (17) Int2: 52.76 (18) Int3: 1:09.66 (12) Int4: 1:24.81 (9) Fin: 1:44.05 (12)	I1-I2: 24.97 (20) I2-I3: 16.90 (5) I3-I4: 15.15 (8) I4-Fin: 19.24 (25)	0.36 1.01 1.01 1.05 1.40	34.49	Avg.: 88.68	Sp1: 113.20 (24)					
13	8	BRYDON Emily	CAN	Int1: 27.66 (7) Int2: 52.71 (16) Int3: 1:09.58 (10) Int4: 1:24.84 (10) Fin: 1:44.10 (13)	I1-I2: 25.05 (22) I2-I3: 16.87 (4) I3-I4: 15.26 (13) I4-Fin: 19.26 (27)	0.23 0.96 0.93 1.08 1.45	35.70	Avg.: 88.63	Sp1: 115.01 (20)					
14	18	GERG Hilde	GER	Int1: 27.78 (14) Int2: 52.58 (12) Int3: 1:09.64 (11) Int4: 1:24.87 (11) Fin: 1:44.11 (14)	I1-I2: 24.80 (14) I2-I3: 17.06 (13) I3-I4: 15.23 (11) I4-Fin: 19.24 (25)	0.35 0.83 0.99 1.11 1.46	35.94	Avg.: 88.63	Sp1: 118.03 (9)					
15	1	WIRTH Katja	AUT	Int1: 28.05 (26) Int2: 52.65 (14) Int3: 1:09.84 (17) Int4: 1:25.28 (18) Fin: 1:44.20 (15)	I1-I2: 24.60 (7) I2-I3: 17.19 (17) I3-I4: 15.44 (18) I4-Fin: 18.92 (9)	0.62 0.90 1.19 1.52 1.55	38.13	Avg.: 88.55	Sp1: 117.64 (10)					
16	29	ALCOTT Chemmy	GBR	Int1: 28.01 (24) Int2: 52.56 (11) Int3: 1:09.81 (16) Int4: 1:25.17 (15) Fin: 1:44.25 (16)	I1-I2: 24.55 (4) I2-I3: 17.25 (20) I3-I4: 15.36 (17) I4-Fin: 19.08 (15)	0.58 0.81 1.16 1.41 1.60	39.34	Avg.: 88.51	Sp1: 116.50 (16)					
17	16	KILDOW Lindsey C.	USA	Int1: 27.77 (11) Int2: 52.70 (15) Int3: 1:10.27 (24) Int4: 1:25.29 (19) Fin: 1:44.27 (17)	I1-I2: 24.93 (18) I2-I3: 17.57 (31) I3-I4: 15.02 (5) I4-Fin: 18.98 (11)	0.34 0.95 1.62 1.53 1.62	39.82	Avg.: 88.49	Sp1: 109.75 (35)					
18	14	BERTHOD Sylviane	SUI	Int1: 28.10 (27) Int2: 53.28 (28) Int3: 1:09.68 (13) Int4: 1:25.20 (17) Fin: 1:44.38 (18)	I1-I2: 25.18 (26) I2-I3: 16.40 (1) I3-I4: 15.52 (25) I4-Fin: 19.18 (21)	0.67 1.53 1.03 1.44 1.73	42.48	Avg.: 88.40	Sp1: 116.88 (15)					



FIS ALPINE WORLD SKI CHAMPIONSHIPS – BORMIO 2005

LADIES DOWNHILL

PERFORMANCE ANALYSIS 1 TRAINING 3

Number of Competitors: 42

Rank	Bib	Name	Nation	Positions			Partials			Difference		Speed	
				Pos.	Time	Rank	Pos.	Time	Rank	Time	Dist(m)	Pos.	Km/h
19	6	GOERGL Elisabeth	AUT	Int1: 27.91 (19) Int2: 53.12 (24) Int3: 1:10.19 (23) Int4: 1:25.76 (25) Fin: 1:44.52 (19)	I1-I2: 25.21 (28) I2-I3: 17.07 (14) I3-I4: 15.57 (28) I4-Fin: 18.76 (5)	0.48 1.37 1.54 2.00 1.87	45.86	Avg.: 88.28	Sp1: 119.20 (4)				
20	21	MANCUSO Julia	USA	Int1: 27.78 (14) Int2: 52.77 (19) Int3: 1:10.01 (19) Int4: 1:25.52 (21) Fin: 1:44.64 (20)	I1-I2: 24.99 (21) I2-I3: 17.24 (19) I3-I4: 15.51 (23) I4-Fin: 19.12 (18)	0.35 1.02 1.36 1.76 1.99	48.74	Avg.: 88.18	Sp1: 120.80 (2)				
21	20	DORFMEISTER Michaela	AUT	Int1: 28.01 (24) Int2: 52.58 (12) Int3: 1:10.00 (18) Int4: 1:25.19 (16) Fin: 1:44.67 (21)	I1-I2: 24.57 (5) I2-I3: 17.42 (25) I3-I4: 15.19 (10) I4-Fin: 19.48 (31)	0.58 0.83 1.35 1.43 2.02	49.46	Avg.: 88.15	Sp1: 120.80 (2)				
22	30	MCCARTY Bryna	USA	Int1: 27.95 (23) Int2: 52.84 (21) Int3: 1:10.16 (20) Int4: 1:25.69 (23) Fin: 1:44.73 (22)	I1-I2: 24.89 (17) I2-I3: 17.32 (23) I3-I4: 15.53 (26) I4-Fin: 19.04 (13)	0.52 1.09 1.51 1.93 2.08	50.90	Avg.: 88.10	Sp1: 119.20 (4)				
23	27	FANCHINI Elena	ITA	Int1: 27.94 (22) Int2: 53.24 (27) Int3: 1:10.42 (26) Int4: 1:25.72 (24) Fin: 1:44.82 (23)	I1-I2: 25.30 (30) I2-I3: 17.18 (16) I3-I4: 15.30 (15) I4-Fin: 19.10 (17)	0.51 1.49 1.77 1.96 2.17	53.06	Avg.: 88.03	Sp1: 111.11 (30)				
24	33	DUVILLARD Julie	FRA	Int1: 27.92 (20) Int2: 53.16 (25) Int3: 1:10.41 (25) Int4: 1:26.08 (27) Fin: 1:45.03 (24)	I1-I2: 25.24 (29) I2-I3: 17.25 (20) I3-I4: 15.67 (32) I4-Fin: 18.95 (10)	0.49 1.41 1.76 2.32 2.38	58.08	Avg.: 87.85	Sp1: 114.64 (21)				
25	24	ERTL Martina	GER	Int1: 27.92 (20) Int2: 52.99 (23) Int3: 1:10.58 (27) Int4: 1:26.05 (26) Fin: 1:45.24 (25)	I1-I2: 25.07 (24) I2-I3: 17.59 (32) I3-I4: 15.47 (21) I4-Fin: 19.19 (23)	0.49 1.24 1.93 2.29 2.59	63.08	Avg.: 87.67	Sp1: 111.11 (30)				
26	17	MONTILLET-CARLES Carole	FRA	Int1: 27.77 (11) Int2: 52.71 (16) Int3: 1:10.18 (22) Int4: 1:25.15 (14) Fin: 1:45.33 (26)	I1-I2: 24.94 (19) I2-I3: 17.47 (27) I3-I4: 14.97 (2) I4-Fin: 20.18 (35)	0.34 0.96 1.53 1.39 2.68	65.21	Avg.: 87.60	Sp1: 111.80 (29)				
27	26	AUFDENBLATTEN Fraenzi	SUI	Int1: 27.85 (18) Int2: 53.19 (26) Int3: 1:10.69 (28) Int4: 1:26.29 (28) Fin: 1:45.38 (27)	I1-I2: 25.34 (32) I2-I3: 17.50 (28) I3-I4: 15.60 (29) I4-Fin: 19.09 (16)	0.42 1.44 2.04 2.53 2.73	66.40	Avg.: 87.56	Sp1: 118.42 (6)				
28	28	CECCARELLI Daniela	ITA	Int1: 28.18 (30) Int2: 52.93 (22) Int3: 1:10.16 (20) Int4: 1:25.63 (22) Fin: 1:45.59 (28)	I1-I2: 24.75 (11) I2-I3: 17.23 (18) I3-I4: 15.47 (21) I4-Fin: 19.96 (32)	0.75 1.18 1.51 1.87 2.94	71.36	Avg.: 87.38	Sp1: 116.50 (16)				



FIS ALPINE WORLD SKI CHAMPIONSHIPS – BORMIO 2005

LADIES DOWNHILL

PERFORMANCE ANALYSIS 1 TRAINING 3

Number of Competitors: 42

Rank	Bib	Name	Nation	Positions			Partial			Difference		Speed	
				Pos.	Time	Rank	Pos.	Time	Rank	Time	Dist(m)	Pos.	Km/h
29	34	ZETTEL Kathrin	AUT	Int1: 28.22 (31) Int2: 53.42 (30) Int3: 1:10.96 (30) Int4: 1:26.59 (30) Fin: 1:45.77 (29)	I1-I2: 25.20 (27) I2-I3: 17.54 (29) I3-I4: 15.63 (31) I4-Fin: 19.18 (21)	0.79 1.67 2.31 2.83 3.12	75.60	Avg.: 87.23	Sp1: 108.76 (40)				
30	37	ACTON Brigitte	CAN	Int1: 28.48 (35) Int2: 54.38 (34) Int3: 1:11.48 (31) Int4: 1:27.21 (32) Fin: 1:46.41 (30)	I1-I2: 25.90 (34) I2-I3: 17.10 (15) I3-I4: 15.73 (33) I4-Fin: 19.20 (24)	1.05 2.63 2.83 3.45 3.76	90.56	Avg.: 86.71	Sp1: 109.09 (38)				
31	48	HRSTKOVA Lucie	CZE	Int1: 28.40 (34) Int2: 54.45 (35) Int3: 1:11.84 (35) Int4: 1:27.54 (34) Fin: 1:46.52 (31)	I1-I2: I2-I3: I3-I4: I4-Fin:	0.97 2.70 3.19 3.78 3.87	93.12	Avg.: 86.62	Sp1: 109.42 (37)				
32	9	MEISSNITZER Alexandra	AUT	Int1: 28.15 (29) Int2: 53.32 (29) Int3: 1:10.87 (29) Int4: 1:26.49 (29) Fin: 1:46.53 (32)	I1-I2: 25.17 (25) I2-I3: 17.55 (30) I3-I4: 15.62 (30) I4-Fin: 20.04 (33)	0.72 1.57 2.22 2.73 3.88	93.35	Avg.: 86.61	Sp1: 109.09 (38)				
33	42	BERGMANN-SCHMUDERER	GER	Int1: 28.64 (36) Int2: 54.33 (33) Int3: 1:11.73 (34) Int4: 1:27.74 (36) Fin: 1:46.69 (33)	I1-I2: I2-I3: I3-I4: I4-Fin:	1.21 2.58 3.08 3.98 4.04	97.05	Avg.: 86.48	Sp1: 112.85 (25)				
34	44	OESTER Marlies	SUI	Int1: 28.13 (28) Int2: 53.87 (32) Int3: 1:11.58 (32) Int4: 1:27.24 (33) Fin: 1:46.75 (34)	I1-I2: I2-I3: I3-I4: I4-Fin:	0.70 2.12 2.93 3.48 4.10	98.44	Avg.: 86.43	Sp1: 112.50 (27)				
35	40	STIEGLER Resi	USA	Int1: 28.30 (32) Int2: 53.64 (31) Int3: 1:11.62 (33) Int4: 1:26.95 (31) Fin: 1:46.96 (35)	I1-I2: I2-I3: I3-I4: I4-Fin:	0.87 1.89 2.97 3.19 4.31	103.28	Avg.: 86.26	Sp1: 109.75 (35)				
36	36	RABIC Urska	SLO	Int1: 28.33 (33) Int2: 54.56 (37) Int3: 1:12.22 (38) Int4: 1:27.73 (35) Fin: 1:47.08 (36)	I1-I2: 26.23 (35) I2-I3: 17.66 (35) I3-I4: 15.51 (23) I4-Fin: 19.35 (29)	0.90 2.81 3.57 3.97 4.43	106.03	Avg.: 86.17	Sp1: 111.11 (30)				
37	38	KIRCHGASSER Michaela	AUT	Int1: 29.24 (39) Int2: 54.56 (37) Int3: 1:12.16 (37) Int4: 1:28.52 (38) Fin: 1:47.69 (37)	I1-I2: 25.32 (31) I2-I3: 17.60 (33) I3-I4: 16.36 (35) I4-Fin: 19.17 (20)	1.81 2.81 3.51 4.76 5.04	119.95	Avg.: 85.68	Sp1: 113.56 (23)				
38	46	MEISINGSET Cathrine	NOR	Int1: 28.86 (37) Int2: 54.79 (39) Int3: 1:12.57 (39) Int4: 1:28.55 (39) Fin: 1:48.04 (38)	I1-I2: I2-I3: I3-I4: I4-Fin:	1.43 3.04 3.92 4.79 5.39	127.87	Avg.: 85.40	Sp1: 112.85 (25)				



FIS ALPINE WORLD SKI CHAMPIONSHIPS – BORMIO 2005

LADIES DOWNHILL

PERFORMANCE ANALYSIS 1 TRAINING 3

Number of Competitors: 42

Rank	Bib	Name	Nation	Positions			Partials			Difference		Speed					
				Pos.	Time	Rank	Pos.	Time	Rank	Time	Dist(m)	Pos.	Km/h	Rank			
39	39	GOODMAN Anna	CAN	Int1:	29.02	(38)	I1-I2:	25.46	(33)	1.59	129.22	Sp1:	117.26	(11)			
				Int2:	54.48	(36)				I2-I3:					17.39	(24)	2.73
				Int3:	1:11.87	(36)				I3-I4:					16.13	(34)	3.22
				Int4:	1:28.00	(37)				I4-Fin:					20.10	(34)	4.24
				Fin:	1:48.10	(39)				5.45					Avg.:	85.35	
40	43	ZAHROBSKA Sarka	CZE	Int1:	29.40	(41)	I1-I2:			1.97	129.67	Sp1:	107.46	(41)			
				Int2:	55.26	(40)				I2-I3:					4.50	3.51	
				Int3:	1:13.15	(40)				I3-I4:					5.11	4.50	
				Int4:	1:28.87	(40)				I4-Fin:					5.47	5.11	
				Fin:	1:48.12	(40)				5.47					Avg.:	85.34	
41	32	SCHILD Marlies	AUT	Int1:	31.13	(42)	I1-I2:	24.79	(13)	3.70	133.26	Sp1:	118.42	(6)			
				Int2:	55.92	(42)				I2-I3:					17.63	(34)	4.17
				Int3:	1:13.55	(41)				I3-I4:					15.45	(20)	4.90
				Int4:	1:29.00	(41)				I4-Fin:					19.28	(28)	5.24
				Fin:	1:48.28	(41)				5.63					Avg.:	85.21	
42	47	LOLOVIC Jelena	SCG	Int1:	29.25	(40)	I1-I2:			1.82	165.37	Sp1:	104.34	(42)			
				Int2:	55.81	(41)				I2-I3:					5.82	4.06	
				Int3:	1:14.47	(42)				I3-I4:					6.25	5.82	
				Int4:	1:30.01	(42)				I4-Fin:					7.08	6.25	
				Fin:	1:49.73	(42)				7.08					Avg.:	84.09	

LEGEND

Pos Intermediate or Speed Position **Int1:** Intermediate 1 **Int3:** Intermediate 3 **Sp1:** Speed Trap 1
Avg. Average Speed for the race **Int2:** Intermediate 2 **Int4:** Intermediate 4 **Fin:** Finish
Dist(m) Distance behind the first

03-02-2005 / Santa Caterina (ITA) / 5786

Page 5/5

Data Processing by SWATCH

www.fis-ski.com


SWATCH Timing

Generation Date: THU 3 FEB 2005

Time: 13:19 Swatch Internet Time: @555

Document: 77A 1.0





FIS ALPINE WORLD SKI CHAMPIONSHIPS – BORMIO 2005
LADIES DOWNHILL

PERFORMANCE ANALYSIS 2 TRAINING 3

Number of Competitors: 48

Bib	Name	Nation	Positions			Partials			Difference		Speed								
			Pos.	Time	Rank	Pos.	Time	Rank	Time	Dist(m)	Pos.	Km/h	Rank						
1	WIRTH Katja	AUT	Int1: 28.05 (26)	Int2: 52.65 (14)	Int3: 1:09.84 (17)	Int4: 1:25.28 (18)	Fin: 1:44.20 (15)	I1-I2: 24.60 (7)	I2-I3: 17.19 (17)	I3-I4: 15.44 (19)	I4-Fin: 18.92 (9)	0.62	0.90	1.19	1.52	1.55	38.13	Sp1: 117.64 (11)	Avg.: 88.55
2	VANDERBEEK Kelly	CAN	Int1: 27.43 (1)	Int2: 52.29 (4)	Int3: 1:09.55 (9)	Int4: 1:24.99 (12)	Fin: 1:44.04 (11)	I1-I2: 24.86 (17)	I2-I3: 17.26 (22)	I3-I4: 15.44 (19)	I4-Fin: 19.05 (14)	0.00	0.54	0.90	1.23	1.39	34.24	Sp1: 111.11 (28)	Avg.: 88.69
3	MATTEL Magda	FRA	Int1: 27.79 (17)	Int2: 52.76 (18)	Int3: 1:09.66 (12)	Int4: 1:24.81 (9)	Fin: 1:44.05 (12)	I1-I2: 24.97 (21)	I2-I3: 16.90 (5)	I3-I4: 15.15 (8)	I4-Fin: 19.24 (26)	0.36	1.01	1.01	1.05	1.40	34.49	Sp1: 113.20 (25)	Avg.: 88.68
4	HARGIN Janette	SWE	Int1: 27.76 (10)	Int2: 52.47 (10)	Int3: 1:09.45 (8)	Int4: 1:24.62 (8)	Fin: 1:43.44 (6)	I1-I2: 24.71 (9)	I2-I3: 16.98 (10)	I3-I4: 15.17 (9)	I4-Fin: 18.82 (7)	0.33	0.72	0.80	0.86	0.79	19.57	Sp1: 116.12 (19)	Avg.: 89.20
5	MENDES Jonna	USA	Int1: 27.78 (14)	Int2: 52.31 (6)	Int3: 1:08.92 (3)	Int4: 1:24.22 (4)	Fin: 1:42.93 (4)	I1-I2: 24.53 (3)	I2-I3: 16.61 (2)	I3-I4: 15.30 (15)	I4-Fin: 18.71 (4)	0.35	0.56	0.27	0.46	0.28	6.97	Sp1: 125.87 (1)	Avg.: 89.64
6	GOERGL Elisabeth	AUT	Int1: 27.91 (19)	Int2: 53.12 (24)	Int3: 1:10.19 (23)	Int4: 1:25.76 (25)	Fin: 1:44.52 (19)	I1-I2: 25.21 (29)	I2-I3: 17.07 (14)	I3-I4: 15.57 (29)	I4-Fin: 18.76 (5)	0.48	1.37	1.54	2.00	1.87	45.86	Sp1: 119.20 (5)	Avg.: 88.28
7	STYGER Nadia	SUI	Int1: 27.62 (6)	Int2: 52.21 (3)	Int3: 1:09.14 (4)	Int4: 1:24.42 (6)	Fin: 1:43.57 (7)	I1-I2: 24.59 (6)	I2-I3: 16.93 (7)	I3-I4: 15.28 (14)	I4-Fin: 19.15 (20)	0.19	0.46	0.49	0.66	0.92	22.77	Sp1: 115.75 (20)	Avg.: 89.09
8	BRYDON Emily	CAN	Int1: 27.66 (7)	Int2: 52.71 (16)	Int3: 1:09.58 (10)	Int4: 1:24.84 (10)	Fin: 1:44.10 (13)	I1-I2: 25.05 (23)	I2-I3: 16.87 (4)	I3-I4: 15.26 (13)	I4-Fin: 19.26 (28)	0.23	0.96	0.93	1.08	1.45	35.70	Sp1: 115.01 (21)	Avg.: 88.63



FIS ALPINE WORLD SKI CHAMPIONSHIPS – BORMIO 2005

LADIES DOWNHILL

PERFORMANCE ANALYSIS 2 TRAINING 3

Number of Competitors: 48

Bib	Name	Nation	Positions			Partials			Difference		Speed		
			Pos.	Time	Rank	Pos.	Time	Rank	Time	Dist(m)	Pos.	Km/h	Rank
9	MEISSNITZER Alexandra	AUT	Int1: 28.15 (29)			I1-I2: 25.17 (26)			0.72		Sp1: 109.09 (34)		
			Int2: 53.32 (29)			I2-I3: 17.55 (30)			1.57				
			Int3: 1:10.87 (29)			I3-I4: 15.62 (31)			2.22				
			Int4: 1:26.49 (29)			I4-Fin: 20.04 (34)			2.73				
			Fin: 1:46.53 (32)						3.88	93.35	Avg.: 86.61		
10	LALIVE Caroline	USA	Int1: 27.57 (4)			I1-I2: 24.74 (11)			0.14		Sp1: 114.28 (23)		
			Int2: 52.31 (6)			I2-I3: 17.01 (11)			0.56				
			Int3: 1:09.32 (6)			I3-I4: 15.06 (6)			0.67				
			Int4: 1:24.38 (5)			I4-Fin: 18.62 (2)			0.62				
			Fin: 1:43.00 (5)						0.35	8.71	Avg.: 89.58		
11	KOSTELIC Janica	CRO	Int1: 27.46 (2)			I1-I2: 24.83 (16)			0.03		Sp1: 117.26 (12)		
			Int2: 52.29 (4)			I2-I3: 16.97 (8)			0.54				
			Int3: 1:09.26 (5)			I3-I4: 14.84 (1)			0.61				
			Int4: 1:24.10 (3)			I4-Fin: 18.65 (3)			0.34				
			Fin: 1:42.75 (3)						0.10	2.49	Avg.: 89.80		
12	JACQUEMOD Ingrid	FRA	Int1: 27.55 (3)			I1-I2: 24.20 (1)			0.12		Sp1: 117.26 (12)		
			Int2: 51.75 (1)			I2-I3: 16.90 (5)			0.00				
			Int3: 1:08.65 (1)			I3-I4: 15.11 (7)			0.00				
			Int4: 1:23.76 (1)			I4-Fin: 18.89 (8)			0.00				
			Fin: 1:42.65 (1)						0.00	0.00	Avg.: 89.89		
13	CLARK Kirsten L	USA	Int1:			I1-I2:					Sp1:		
			Int2:			I2-I3:							
			Int3:			I3-I4:							
			Int4:			I4-Fin:							
			Fin: DNS								Avg.:		
14	BERTHOD Sylviane	SUI	Int1: 28.10 (27)			I1-I2: 25.18 (27)			0.67		Sp1: 116.88 (16)		
			Int2: 53.28 (28)			I2-I3: 16.40 (1)			1.53				
			Int3: 1:09.68 (13)			I3-I4: 15.52 (26)			1.03				
			Int4: 1:25.20 (17)			I4-Fin: 19.18 (22)			1.44				
			Fin: 1:44.38 (18)						1.73	42.48	Avg.: 88.40		
15	GOETSCHL Renate	AUT	Int1: 28.91 (38)			I1-I2: 24.72 (10)			1.48		Sp1: 120.00 (4)		
			Int2: 53.63 (31)			I2-I3: 17.62 (34)			1.88				
			Int3: 1:11.25 (31)			I3-I4: 15.43 (18)			2.60				
			Int4: 1:26.68 (31)			I4-Fin: 19.14 (19)			2.92				
			Fin: DQ								Avg.:		
16	KILDOW Lindsey C.	USA	Int1: 27.77 (11)			I1-I2: 24.93 (19)			0.34		Sp1: 109.75 (33)		
			Int2: 52.70 (15)			I2-I3: 17.57 (31)			0.95				
			Int3: 1:10.27 (24)			I3-I4: 15.02 (5)			1.62				
			Int4: 1:25.29 (19)			I4-Fin: 18.98 (11)			1.53				
			Fin: 1:44.27 (17)						1.62	39.82	Avg.: 88.49		
17	MONTILLET-CARLES Carole	FRA	Int1: 27.77 (11)			I1-I2: 24.94 (20)			0.34		Sp1: 111.80 (27)		
			Int2: 52.71 (16)			I2-I3: 17.47 (27)			0.96				
			Int3: 1:10.18 (22)			I3-I4: 14.97 (2)			1.53				
			Int4: 1:25.15 (14)			I4-Fin: 20.18 (36)			1.39				
			Fin: 1:45.33 (26)						2.68	65.21	Avg.: 87.60		
18	GERG Hilde	GER	Int1: 27.78 (14)			I1-I2: 24.80 (15)			0.35		Sp1: 118.03 (10)		
			Int2: 52.58 (12)			I2-I3: 17.06 (13)			0.83				
			Int3: 1:09.64 (11)			I3-I4: 15.23 (11)			0.99				
			Int4: 1:24.87 (11)			I4-Fin: 19.24 (26)			1.11				
			Fin: 1:44.11 (14)						1.46	35.94	Avg.: 88.63		



FIS ALPINE WORLD SKI CHAMPIONSHIPS – BORMIO 2005

LADIES DOWNHILL

PERFORMANCE ANALYSIS 2 TRAINING 3

Number of Competitors: 48

Bib	Name	Nation	Positions			Partials			Difference		Speed		
			Pos.	Time	Rank	Pos.	Time	Rank	Time	Dist(m)	Pos.	Km/h	Rank
19	HALTMAYR Petra	GER	Int1: 27.57 (4)			I1-I2: 24.75 (12)			0.14			Sp1: 110.76 (32)	
			Int2: 52.32 (8)			I2-I3: 17.45 (26)			0.57				
			Int3: 1:09.77 (14)			I3-I4: 15.23 (11)			1.12				
			Int4: 1:25.00 (13)			I4-Fin: 19.03 (12)			1.24				
			Fin: 1:44.03 (10)						1.38	34.00		Avg.: 88.69	
20	DORFMEISTER Michaela	AUT	Int1: 28.01 (24)			I1-I2: 24.57 (5)			0.58			Sp1: 120.80 (2)	
			Int2: 52.58 (12)			I2-I3: 17.42 (25)			0.83				
			Int3: 1:10.00 (18)			I3-I4: 15.19 (10)			1.35				
			Int4: 1:25.19 (16)			I4-Fin: 19.48 (32)			1.43				
			Fin: 1:44.67 (21)						2.02	49.46		Avg.: 88.15	
21	MANCUSO Julia	USA	Int1: 27.78 (14)			I1-I2: 24.99 (22)			0.35			Sp1: 120.80 (2)	
			Int2: 52.77 (19)			I2-I3: 17.24 (19)			1.02				
			Int3: 1:10.01 (19)			I3-I4: 15.51 (24)			1.36				
			Int4: 1:25.52 (21)			I4-Fin: 19.12 (18)			1.76				
			Fin: 1:44.64 (20)						1.99	48.74		Avg.: 88.18	
22	KOSTNER Isolde	ITA	Int1: 27.72 (9)			I1-I2: 24.69 (8)			0.29			Sp1: 112.50 (26)	
			Int2: 52.41 (9)			I2-I3: 17.01 (11)			0.66				
			Int3: 1:09.42 (7)			I3-I4: 15.00 (4)			0.77				
			Int4: 1:24.42 (6)			I4-Fin: 19.38 (31)			0.66				
			Fin: 1:43.80 (8)						1.15	28.40		Avg.: 88.89	
23	PAERSON Anja	SWE	Int1: 27.68 (8)			I1-I2: 24.32 (2)			0.25			Sp1: 118.42 (7)	
			Int2: 52.00 (2)			I2-I3: 16.86 (3)			0.25				
			Int3: 1:08.86 (2)			I3-I4: 14.99 (3)			0.21				
			Int4: 1:23.85 (2)			I4-Fin: 18.80 (6)			0.09				
			Fin: 1:42.65 (1)						0.00	0.00		Avg.: 89.89	
24	ERTL Martina	GER	Int1: 27.92 (20)			I1-I2: 25.07 (25)			0.49			Sp1: 111.11 (28)	
			Int2: 52.99 (23)			I2-I3: 17.59 (32)			1.24				
			Int3: 1:10.58 (27)			I3-I4: 15.47 (22)			1.93				
			Int4: 1:26.05 (26)			I4-Fin: 19.19 (24)			2.29				
			Fin: 1:45.24 (25)						2.59	63.08		Avg.: 87.67	
25	LINDELL-VIKARBY Jessica	SWE	Int1: 27.77 (11)			I1-I2: 25.06 (24)			0.34			Sp1: 117.26 (12)	
			Int2: 52.83 (20)			I2-I3: 16.97 (8)			1.08				
			Int3: 1:09.80 (15)			I3-I4: 15.54 (28)			1.15				
			Int4: 1:25.34 (20)			I4-Fin: 18.57 (1)			1.58				
			Fin: 1:43.91 (9)						1.26	31.08		Avg.: 88.80	
26	AUFDENBLATTEN Fraenzi	SUI	Int1: 27.85 (18)			I1-I2: 25.34 (33)			0.42			Sp1: 118.42 (7)	
			Int2: 53.19 (26)			I2-I3: 17.50 (28)			1.44				
			Int3: 1:10.69 (28)			I3-I4: 15.60 (30)			2.04				
			Int4: 1:26.29 (28)			I4-Fin: 19.09 (16)			2.53				
			Fin: 1:45.38 (27)						2.73	66.40		Avg.: 87.56	
27	FANCHINI Elena	ITA	Int1: 27.94 (22)			I1-I2: 25.30 (31)			0.51			Sp1: 111.11 (28)	
			Int2: 53.24 (27)			I2-I3: 17.18 (16)			1.49				
			Int3: 1:10.42 (26)			I3-I4: 15.30 (15)			1.77				
			Int4: 1:25.72 (24)			I4-Fin: 19.10 (17)			1.96				
			Fin: 1:44.82 (23)						2.17	53.06		Avg.: 88.03	
28	CECCARELLI Daniela	ITA	Int1: 28.18 (30)			I1-I2: 24.75 (12)			0.75			Sp1: 116.50 (17)	
			Int2: 52.93 (22)			I2-I3: 17.23 (18)			1.18				
			Int3: 1:10.16 (20)			I3-I4: 15.47 (22)			1.51				
			Int4: 1:25.63 (22)			I4-Fin: 19.96 (33)			1.87				
			Fin: 1:45.59 (28)						2.94	71.36		Avg.: 87.38	



FIS ALPINE WORLD SKI CHAMPIONSHIPS – BORMIO 2005

LADIES DOWNHILL

PERFORMANCE ANALYSIS 2 TRAINING 3

Number of Competitors: 48

Bib	Name	Nation	Positions			Partials			Difference		Speed		
			Pos.	Time	Rank	Pos.	Time	Rank	Time	Dist(m)	Pos.	Km/h	Rank
29	ALCOTT Chemmy	GBR	Int1: 28.01 (24)			I1-I2: 24.55 (4)			0.58		Sp1: 116.50 (17)		
			Int2: 52.56 (11)			I2-I3: 17.25 (20)			0.81				
			Int3: 1:09.81 (16)			I3-I4: 15.36 (17)			1.16				
			Int4: 1:25.17 (15)			I4-Fin: 19.08 (15)			1.41				
			Fin: 1:44.25 (16)						1.60	39.34	Avg.: 88.51		
30	MCCARTY Bryna	USA	Int1: 27.95 (23)			I1-I2: 24.89 (18)			0.52		Sp1: 119.20 (5)		
			Int2: 52.84 (21)			I2-I3: 17.32 (23)			1.09				
			Int3: 1:10.16 (20)			I3-I4: 15.53 (27)			1.51				
			Int4: 1:25.69 (23)			I4-Fin: 19.04 (13)			1.93				
			Fin: 1:44.73 (22)						2.08	50.90	Avg.: 88.10		
31	MAZE Tina	SLO	Int1:			I1-I2:					Sp1:		
			Int2:			I2-I3:							
			Int3:			I3-I4:							
			Int4:			I4-Fin:							
			Fin: DNS								Avg.:		
32	SCHILD Marlies	AUT	Int1: 31.13 (43)			I1-I2: 24.79 (14)			3.70		Sp1: 118.42 (7)		
			Int2: 55.92 (43)			I2-I3: 17.63 (35)			4.17				
			Int3: 1:13.55 (42)			I3-I4: 15.45 (21)			4.90				
			Int4: 1:29.00 (42)			I4-Fin: 19.28 (29)			5.24				
			Fin: 1:48.28 (41)						5.63	133.26	Avg.: 85.21		
33	DUVILLARD Julie	FRA	Int1: 27.92 (20)			I1-I2: 25.24 (30)			0.49		Sp1: 114.64 (22)		
			Int2: 53.16 (25)			I2-I3: 17.25 (20)			1.41				
			Int3: 1:10.41 (25)			I3-I4: 15.67 (33)			1.76				
			Int4: 1:26.08 (27)			I4-Fin: 18.95 (10)			2.32				
			Fin: 1:45.03 (24)						2.38	58.08	Avg.: 87.85		
34	ZETTEL Kathrin	AUT	Int1: 28.22 (31)			I1-I2: 25.20 (28)			0.79		Sp1: 108.76 (36)		
			Int2: 53.42 (30)			I2-I3: 17.54 (29)			1.67				
			Int3: 1:10.96 (30)			I3-I4: 15.63 (32)			2.31				
			Int4: 1:26.59 (30)			I4-Fin: 19.18 (22)			2.83				
			Fin: 1:45.77 (29)						3.12	75.60	Avg.: 87.23		
35	RECCHIA Lucia	ITA	Int1:			I1-I2:					Sp1:		
			Int2:			I2-I3:							
			Int3:			I3-I4:							
			Int4:			I4-Fin:							
			Fin: DNS								Avg.:		
36	RABIC Urska	SLO	Int1: 28.33 (33)			I1-I2: 26.23 (36)			0.90		Sp1: 111.11 (28)		
			Int2: 54.56 (38)			I2-I3: 17.66 (36)			2.81				
			Int3: 1:12.22 (39)			I3-I4: 15.51 (24)			3.57				
			Int4: 1:27.73 (36)			I4-Fin: 19.35 (30)			3.97				
			Fin: 1:47.08 (36)						4.43	106.03	Avg.: 86.17		
37	ACTON Brigitte	CAN	Int1: 28.48 (35)			I1-I2: 25.90 (35)			1.05		Sp1: 109.09 (34)		
			Int2: 54.38 (35)			I2-I3: 17.10 (15)			2.63				
			Int3: 1:11.48 (32)			I3-I4: 15.73 (34)			2.83				
			Int4: 1:27.21 (33)			I4-Fin: 19.20 (25)			3.45				
			Fin: 1:46.41 (30)						3.76	90.56	Avg.: 86.71		
38	KIRCHGASSER Michaela	AUT	Int1: 29.24 (40)			I1-I2: 25.32 (32)			1.81		Sp1: 113.56 (24)		
			Int2: 54.56 (38)			I2-I3: 17.60 (33)			2.81				
			Int3: 1:12.16 (38)			I3-I4: 16.36 (36)			3.51				
			Int4: 1:28.52 (39)			I4-Fin: 19.17 (21)			4.76				
			Fin: 1:47.69 (37)						5.04	119.95	Avg.: 85.68		



FIS ALPINE WORLD SKI CHAMPIONSHIPS – BORMIO 2005

LADIES DOWNHILL

PERFORMANCE ANALYSIS 2 TRAINING 3

Number of Competitors: 48

Bib	Name	Nation	Positions			Partials			Difference		Speed		
			Pos.	Time	Rank	Pos.	Time	Rank	Time	Dist(m)	Pos.	Km/h	Rank
39	GOODMAN Anna	CAN	Int1:	29.02	(39)	I1-I2:	25.46	(34)	1.59		Sp1:	117.26	(12)
			Int2:	54.48	(37)	I2-I3:	17.39	(24)	2.73				
			Int3:	1:11.87	(37)	I3-I4:	16.13	(35)	3.22				
			Int4:	1:28.00	(38)	I4-Fin:	20.10	(35)	4.24				
			Fin:	1:48.10	(39)				5.45	129.22	Avg.:	85.35	
40	STIEGLER Resi	USA	Int1:	28.30	(32)	I1-I2:			0.87		Sp1:	109.75	(0)
			Int2:	53.64	(32)	I2-I3:			1.89				
			Int3:	1:11.62	(34)	I3-I4:			2.97				
			Int4:	1:26.95	(32)	I4-Fin:			3.19				
			Fin:	1:46.96	(35)				4.31	103.28	Avg.:	86.26	
41	MOELGG Manuela	ITA	Int1:			I1-I2:					Sp1:		
			Int2:			I2-I3:							
			Int3:			I3-I4:							
			Int4:			I4-Fin:							
			Fin:	DNF							Avg.:		
42	BERGMANN-SCHMUDERER M.	GER	Int1:	28.64	(36)	I1-I2:			1.21		Sp1:	112.85	(0)
			Int2:	54.33	(34)	I2-I3:			2.58				
			Int3:	1:11.73	(35)	I3-I4:			3.08				
			Int4:	1:27.74	(37)	I4-Fin:			3.98				
			Fin:	1:46.69	(33)				4.04	97.05	Avg.:	86.48	
43	ZAHROBSKA Sarka	CZE	Int1:	29.40	(42)	I1-I2:			1.97		Sp1:	107.46	(0)
			Int2:	55.26	(41)	I2-I3:			3.51				
			Int3:	1:13.15	(41)	I3-I4:			4.50				
			Int4:	1:28.87	(41)	I4-Fin:			5.11				
			Fin:	1:48.12	(40)				5.47	129.67	Avg.:	85.34	
44	OESTER Marlies	SUI	Int1:	28.13	(28)	I1-I2:			0.70		Sp1:	112.50	(0)
			Int2:	53.87	(33)	I2-I3:			2.12				
			Int3:	1:11.58	(33)	I3-I4:			2.93				
			Int4:	1:27.24	(34)	I4-Fin:			3.48				
			Fin:	1:46.75	(34)				4.10	98.44	Avg.:	86.43	
45	GIANESINI Giulia	ITA	Int1:			I1-I2:					Sp1:		
			Int2:			I2-I3:							
			Int3:			I3-I4:							
			Int4:			I4-Fin:							
			Fin:	DNS							Avg.:		
46	MEISINGSET Cathrine	NOR	Int1:	28.86	(37)	I1-I2:			1.43		Sp1:	112.85	(0)
			Int2:	54.79	(40)	I2-I3:			3.04				
			Int3:	1:12.57	(40)	I3-I4:			3.92				
			Int4:	1:28.55	(40)	I4-Fin:			4.79				
			Fin:	1:48.04	(38)				5.39	127.87	Avg.:	85.40	
47	LOLOVIC Jelena	SCG	Int1:	29.25	(41)	I1-I2:			1.82		Sp1:	104.34	(0)
			Int2:	55.81	(42)	I2-I3:			4.06				
			Int3:	1:14.47	(43)	I3-I4:			5.82				
			Int4:	1:30.01	(43)	I4-Fin:			6.25				
			Fin:	1:49.73	(42)				7.08	165.37	Avg.:	84.09	
48	HRSTKOVA Lucie	CZE	Int1:	28.40	(34)	I1-I2:			0.97		Sp1:	109.42	(0)
			Int2:	54.45	(36)	I2-I3:			2.70				
			Int3:	1:11.84	(36)	I3-I4:			3.19				
			Int4:	1:27.54	(35)	I4-Fin:			3.78				
			Fin:	1:46.52	(31)				3.87	93.12	Avg.:	86.62	

LEGEND

Pos Intermediate or Speed Position Int1: Intermediate 1 Int4: Intermediate 4 DNS Did Not Start
 Avg. Average Speed for the race Int2: Intermediate 2 DNF Did Not Finish DQ Disqualified
 Dist(m) Distance behind the first Int3: Intermediate 3 Sp1: Speed Trap 1 Fin: Finish

03-02-2005 / Santa Caterina (ITA) / 5786

Page 5/5

Data Processing by SWATCH

www.fis-ski.com

SWATCH Timing

Generation Date: THU 3 FEB 2005

Time: 13:19 Swatch Internet Time: @555

Document: 77B 1.0

