

FIS ALPINE WORLD SKI CHAMPIONSHIPS – BORMIO 2005

LADIES COMBINED DOWNHILL

ALPHABETICAL LIST OF COMPETITORS

Number of Competitors: 28

Nation	FIS Code	Name	FIS Points (January 2005 List)							
			DH		SL		GS		SG	
AUT	55576	GOERGL Elisabeth	20.33	(76)	4.76	(12)	4.02	(8)	5.75	(26)
	55069	GOETSCHL Renate	0.00	(1)	27.94	(182)	5.29	(19)	0.00	(1)
	55590	SCHILD Marlies	29.80	(103)	1.45	(2)	4.93	(15)	32.95	(150)
	55838	ZETTEL Kathrin	19.70	(73)	5.95	(28)	9.54	(47)	18.63	(64)
CAN	106527	ACTON Brigitte	26.28	(94)	12.78	(58)	11.01	(51)	31.36	(138)
	105997	BRYDON Emily	4.94	(14)	26.83	(168)	13.67	(75)	5.51	(24)
	106633	GOODMAN Anna	33.74	(116)	17.46	(88)	27.69	(233)	39.12	(202)
	106402	VANDERBEEK Kelly	11.57	(50)	38.84	(348)	18.90	(125)	5.99	(30)
CRO	385022	KOSTELIC Janica	3.59	(6)	2.33	(5)	3.91	(7)	4.01	(10)
CZE	155333	HRSTKOVA Lucie	104.59	(501)	24.54	(151)	19.57	(131)	27.61	(115)
	155415	ZAHROBSKA Sarka	41.91	(149)	4.34	(9)	13.89	(76)	31.24	(136)
GBR	225206	ALCOTT Chemmy	10.12	(46)	19.77	(104)	21.89	(171)	16.56	(52)
GER	205636	BERGMANN-SCHMUDERER Monika	38.34	(134)	3.47	(6)	17.40	(111)	187.70	(1740)
	205378	ERTL Martina	7.46	(34)	4.82	(15)	3.67	(6)	3.91	(8)
ITA	295136	CECCARELLI Daniela	5.47	(21)	118.36	(2181)	28.69	(251)	8.70	(34)
	296472	FANCHINI Elena	14.03	(56)	39.54	(361)	28.60	(250)	23.03	(86)
	295588	KOSTNER Isolde	3.85	(8)	–		21.00	(159)	5.75	(26)
SCG	315149	LOLOVIC Jelena	88.25	(401)	27.82	(180)	19.73	(136)	33.14	(151)
SLO	565243	MAZE Tina	22.39	(86)	14.85	(71)	1.86	(3)	4.94	(16)
SUI	515573	AUFDENBLATTEN Fraenzi	5.15	(18)	26.26	(164)	8.58	(38)	5.84	(28)
	515370	OESTER Marlies	42.22	(151)	13.15	(60)	5.74	(24)	158.67	(1508)
SWE	505260	HARGIN Janette	5.35	(20)	14.83	(70)	17.05	(106)	16.41	(51)
	505632	LINDELL-VIKARBY Jessica	5.81	(27)	37.74	(327)	22.04	(173)	26.73	(107)
	505483	PAERSON Anja	5.63	(23)	1.77	(3)	0.00	(1)	3.98	(9)
USA	537544	KILDOW Lindsey C.	2.54	(5)	11.66	(51)	11.48	(54)	2.65	(4)

04-02-2005 / Santa Caterina (ITA) / 6418

Page 1/2

Data Processing by SWATCH

www.fis-ski.com

SWATCH Timing

Generation Date: THU 3 FEB 2005

Time: 15:20 Swatch Internet Time: @638

Document: 32E 1.0



FIS ALPINE WORLD SKI CHAMPIONSHIPS – BORMIO 2005

LADIES COMBINED DOWNHILL

ALPHABETICAL LIST OF COMPETITORS

Number of Competitors: 28

Nation	FIS Code	Name	FIS Points (January 2005 List)							
			DH		SL		GS		SG	
USA	536473	LALIVE Caroline	4.55	(11)	65.24	(873)	13.65	(74)	4.79	(14)
	537545	MANCUSO Julia	5.49	(22)	5.99	(30)	4.94	(16)	5.11	(19)
	537772	STIEGLER Resi	35.10	(122)	5.00	(17)	11.13	(52)	29.98	(129)

LEGEND

DH Downhill SL Slalom GS Giant Slalom SG Super-G

04-02-2005 / Santa Caterina (ITA) / 6418

Page 2/2

Data Processing by SWATCH

www.fis-ski.com

SWATCH Timing

Generation Date: THU 3 FEB 2005


Time: 15:20 Swatch Internet Time: @638

Document: 32E 1.0





Rai

**FIS ALPINE WORLD SKI CHAMPIONSHIPS - BORMIO 2005**

LADIES COMBINED DOWNHILL

START LIST

Jury			Technical Data	
TD FIS	M. KRANJC	SLO	Course Name	Deborah Compagnoni
Referee	K. HOCH	FIS	Start Altitude	2415 m
Assistant Referee	J. TISCHHAUSER	FIS	Finish Altitude	1745 m
Chief of Race	R. SENONER	ITA	Vertical Drop	670 m
Start Referee	P. BOTH	AUT	Course Length	2255 m
Finish Referee	W. GAJEWSKI	POL	Homologation Number	7665/12/04

Race Information

Course Setter	J. TISCHHAUSER	FIS		
Number of Gates	38			
Start Time	11:45			
Forerunners	A - B. GALLI	ITA	D - T. IMPERIAL	ITA
	B - A. LAZZARINI	ITA	E - C. CUSINI	ITA
	C - B. CUSINI	ITA	F - M. BRUSEGHINI	ITA

Number of Competitors: 28

Bib	FIS Code	Name	Year of Birth	Nation	Time	Ski
1	155333	HRSTKOVA Lucie	1981	CZE		ROSSIGNOL
2	315149	LOLOVIC Jelena	1981	SCG		ROSSIGNOL
3	515370	OESTER Marlies	1976	SUI		HEAD
4	155415	ZAHROBSKA Sarka	1985	CZE		HEAD
5	205636	BERGMANN-SCHMUDERER M.	1978	GER		HEAD
6	537772	STIEGLER Resi	1985	USA		DYNASTAR
7	106633	GOODMAN Anna	1986	CAN		ROSSIGNOL
8	106527	ACTON Brigitte	1985	CAN		ROSSIGNOL
9	55838	ZETTEL Kathrin	1986	AUT		ATOMIC
10	296472	FANCHINI Elena	1985	ITA		DYNASTAR
11	55590	SCHILD Marlies	1981	AUT		ATOMIC
12	565243	MAZE Tina	1983	SLO		ROSSIGNOL
13	55576	GOERGL Elisabeth	1981	AUT		BLIZZARD
14	106402	VANDERBEEK Kelly	1983	CAN		VÖLKL
15	225206	ALCOTT Chemmy	1982	GBR		FISCHER
16	205378	ERTL Martina	1973	GER		ROSSIGNOL
17	505632	LINDELL-VIKARBY Jessica	1984	SWE		ROSSIGNOL
18	505483	PAERSON Anja	1981	SWE		SALOMON
19	537545	MANCUSO Julia	1984	USA		ROSSIGNOL
20	295136	CECCARELLI Daniela	1975	ITA		DYNASTAR
21	505260	HARGIN Janette	1977	SWE		ROSSIGNOL

04-02-2005 / Santa Caterina (ITA) / 6418

Page 1/2

Data Processing by SWATCH

www.fis-ski.com

SWATCH Timing

Generation Date: THU 3 FEB 2005

Time: 15:20 Swatch Internet Time: @638

Document: 51A 1.0



FIS ALPINE WORLD SKI CHAMPIONSHIPS – BORMIO 2005


LADIES COMBINED DOWNHILL

START LIST

Number of Competitors: 28

Bib	FIS Code	Name	Year of Birth	Nation	Time	Ski
22	515573	AUFDENBLATTEN Fraenzi	1981	SUI	_____	SALOMON
23	105997	BRYDON Emily	1980	CAN	_____	SALOMON
24	536473	LALIVE Caroline	1979	USA	_____	HEAD
25	295588	KOSTNER Isolde	1975	ITA	_____	FISCHER
26	385022	KOSTELIC Janica	1982	CRO	_____	SALOMON
27	537544	KILDOW Lindsey C.	1984	USA	_____	ROSSIGNOL
28	55069	GOETSCHL Renate	1975	AUT	_____	SALOMON





FIS ALPINE WORLD SKI CHAMPIONSHIPS - BORMIO 2005

LADIES COMBINED DOWNHILL

OFFICIAL RESULTS

Jury			Technical Data	
TD FIS	M. KRANJC	SLO	Course Name	Deborah Compagnoni
Referee	K. HOCH	FIS	Start Altitude	2415 m
Assistant Referee	J. TISCHHAUSER	FIS	Finish Altitude	1745 m
Chief of Race	R. SENONER	ITA	Vertical Drop	670 m
Start Referee	P. BOTH	AUT	Course Length	2606 m
Finish Referee	W. GAJEWSKI	POL	Homologation Number	7665/12/04

Race Information

Course Setter	J. TISCHHAUSER	FIS		
Number of Gates	38			
Start Time	11:45			
Forerunners	A - B. GALLI	ITA	D - T. IMPERIAL	ITA
	B - A. LAZZARINI	ITA	E - C. CUSINI	ITA
	C - B. CUSINI	ITA	F - M. BRUSEGHINI	ITA

Weather: Sunny Snow: Hard Temperature – Start: -4 °C Finish: -6 °C F-factor: 1320

Number of Competitors: 28

Rank	Bib	FIS Code	Name	Year of Birth	Nation	Time	Diff.	Race Points	Ski
1	26	385022	KOSTELIC Janica	1982	CRO	1:31.31		0.00	SALOMON
2	18	505483	PAERSON Anja	1981	SWE	1:31.97	0.66	9.54	SALOMON
3	27	537544	KILDOW Lindsey C.	1984	USA	1:32.01	0.70	10.12	ROSSIGNOL
4	17	505632	LINDELL-VIKARBY Jessica	1984	SWE	1:32.33	1.02	14.75	ROSSIGNOL
5	23	105997	BRYDON Emily	1980	CAN	1:32.40	1.09	15.76	SALOMON
6	13	55576	GOERGL Elisabeth	1981	AUT	1:32.50	1.19	17.20	BLIZZARD
7	8	106527	ACTON Brigitte	1985	CAN	1:32.77	1.46	21.11	ROSSIGNOL
8	12	565243	MAZE Tina	1983	SLO	1:32.87	1.56	22.55	ROSSIGNOL
9	19	537545	MANCUSO Julia	1984	USA	1:32.96	1.65	23.85	ROSSIGNOL
10	10	296472	FANCHINI Elena	1985	ITA	1:33.10	1.79	25.88	DYNASTAR
11	16	205378	ERTL Martina	1973	GER	1:33.44	2.13	30.79	ROSSIGNOL
12	22	515573	AUFDENBLATTEN Fraenzi	1981	SUI	1:33.47	2.16	31.23	SALOMON
13	4	155415	ZAHROBSKA Sarka	1985	CZE	1:33.53	2.22	32.09	HEAD
14	11	55590	SCHILD Marlies	1981	AUT	1:33.62	2.31	33.39	ATOMIC
15	9	55838	ZETTEL Kathrin	1986	AUT	1:33.74	2.43	35.13	ATOMIC
16	3	515370	OESTER Marlies	1976	SUI	1:34.03	2.72	39.32	HEAD

#742 _____

04-02-2005 / Santa Caterina (ITA) / 6418

Page 1/2

Data Processing by SWATCH

www.fis-ski.com

SWATCH Timing

Generation Date: FRI 4 FEB 2005

Time: 18:50 Swatch Internet Time: @784

Document: 73F 1.0



FIS ALPINE WORLD SKI CHAMPIONSHIPS – BORMIO 2005

LADIES COMBINED DOWNHILL

OFFICIAL RESULTS

Number of Competitors: 28

Rank	Bib	FIS Code	Name	Year of Birth	Nation	Time	Diff.	Race Points	Ski
17	5	205636	BERGMANN-SCHMUD.	1978	GER	1:34.72	3.41	49.30	HEAD
18	6	537772	STIEGLER Resi	1985	USA	1:34.91	3.60	52.04	DYNASTAR
19	1	155333	HRSTKOVA Lucie	1981	CZE	1:35.06	3.75	54.21	ROSSIGNOL
20	7	106633	GOODMAN Anna	1986	CAN	1:35.74	4.43	64.04	ROSSIGNOL
21	2	315149	LOLOVIC Jelena	1981	SCG	1:37.22	5.91	85.44	ROSSIGNOL
DID NOT FINISH DOWNHILL: 1 competitor									
	21	505260	HARGIN Janette	1977	SWE				ROSSIGNOL
DID NOT START SLALOM 1st RUN: 2 competitors									
	14	106402	VANDEBEEK Kelly	1983	CAN				VÖLKL
	25	295588	KOSTNER Isolde	1975	ITA				FISCHER
DID NOT FINISH SLALOM 1st RUN: 2 competitors									
	28	55069	GOETSCHL Renate	1975	AUT				SALOMON
	15	225206	ALCOTT Chemmy	1982	GBR				FISCHER
DISQUALIFIED SLALOM 1st RUN: 1 competitor									
	20	295136	CECCARELLI Daniela	1975	ITA	Gate 47	Rule 629.3		DYNASTAR
DID NOT FINISH SLALOM 2nd RUN: 1 competitor									
	24	536473	LALIVE Caroline	1979	USA				HEAD

Reason for disqualification:

629.3 Does not pass through a gate correctly (art. 661.4)

Technical Delegate:

M. KRANJC (SLO) #742

04-02-2005 / Santa Caterina (ITA) / 6418

Page 2/2

Data Processing by SWATCH

www.fis-ski.com

SWATCH Timing

Generation Date: FRI 4 FEB 2005

Time: 18:50 Swatch Internet Time: @784

Document: 73F 1.0





FIS ALPINE WORLD SKI CHAMPIONSHIPS - BORMIO 2005

LADIES COMBINED DOWNHILL PENALTY CALCULATION

Best 10 at Finish

Rank	Bib	FIS Code	Name	Nation	FIS Points	Best 5	Race Points
1	26	385022	KOSTELIC Janica	CRO	3.59	3.59	0.00
2	18	505483	PAERSON Anja	SWE	5.63	5.63	9.54
3	27	537544	KILDOW Lindsey C.	USA	2.54	2.54	10.12
4	17	505632	LINDELL-VIKARBY Jessica	SWE	5.81		
5	23	105997	BRYDON Emily	CAN	4.94	4.94	15.76
6	13	55576	GOERGL Elisabeth	AUT	20.33		
7	8	106527	ACTON Brigitte	CAN	26.28		
8	12	565243	MAZE Tina	SLO	22.39		
9	19	537545	MANCUSO Julia	USA	5.49	5.49	23.85
10	10	296472	FANCHINI Elena	ITA	14.03		


Best 5 FIS Points at Start

Rank	Bib	FIS Code	Name	Nation	FIS Points
	28	55069	GOETSCHL Renate	AUT	0.00
3	27	537544	KILDOW Lindsey C.	USA	2.54
1	26	385022	KOSTELIC Janica	CRO	3.59
	25	295588	KOSTNER Isolde	ITA	3.85
	24	536473	LALIVE Caroline	USA	4.55

TOTALS:		
FIS Points of Best 5 at Start (B)	14.53	
FIS Points of Best at Finish in Top 10 (A)		22.19
Race Points of Corresponding Competitors (C)		59.27
Calculated Penalty (A+B-C) : 10 =>	-2.255	
Rounded	-2.26	
Category Adder	0.00	
Correction Value (Z)	-7.51	
Calculated Penalty	5.25	
Penalty Applied	4.00	

Technical Delegate:
M. KRANJC (SLO) #742





FIS ALPINE WORLD SKI CHAMPIONSHIPS – BORMIO 2005

LADIES COMBINED DOWNHILL PERFORMANCE ANALYSIS 1

Number of Competitors: 27

Rank	Bib	Name	Nation	Positions			Partials			Difference		Speed								
				Pos.	Time	Rank	Pos.	Time	Rank	Time	Dist(m)	Pos.	km/h	Rank						
1	26	KOSTELIC Janica	CRO	Int1: 18.26 (2)	Int2: 42.30 (1)	Int3: 58.25 (1)	Int4: 1:12.91 (1)	Fin: 1:31.31 (1)	I1-I2: 24.04 (4)	I2-I3: 15.95 (1)	I3-I4: 14.66 (1)	I4-Fin: 18.40 (3)	0.06	0.00	0.00	Sp1: 126.31 (2)	Avg.: 102.74			
2	18	PAERSON Anja	SWE	Int1: 18.48 (18)	Int2: 42.42 (2)	Int3: 58.86 (8)	Int4: 1:13.62 (5)	Fin: 1:31.97 (2)	I1-I2: 23.94 (1)	I2-I3: 16.44 (11)	I3-I4: 14.76 (2)	I4-Fin: 18.35 (1)	0.28	0.12	0.61	0.71	0.66	18.70	Sp1: 125.43 (4)	Avg.: 102.01
3	28	GOETSCHL Renate	AUT	Int1: 18.43 (12)	Int2: 42.49 (7)	Int3: 58.70 (6)	Int4: 1:13.50 (2)	Fin: 1:32.01 (3)	I1-I2: 24.06 (5)	I2-I3: 16.21 (6)	I3-I4: 14.80 (4)	I4-Fin: 18.51 (5)	0.23	0.19	0.45	0.59	0.70	19.83	Sp1: 125.00 (5)	Avg.: 101.96
3	27	KILDOW Lindsey C.	USA	Int1: 18.31 (4)	Int2: 42.45 (4)	Int3: 58.61 (3)	Int4: 1:13.51 (3)	Fin: 1:32.01 (3)	I1-I2: 24.14 (9)	I2-I3: 16.16 (5)	I3-I4: 14.90 (5)	I4-Fin: 18.50 (4)	0.11	0.15	0.36	0.60	0.70	19.83	Sp1: 117.64 (21)	Avg.: 101.96
5	17	LINDELL-VIKARBY Jessica	SWE	Int1: 18.41 (11)	Int2: 42.62 (11)	Int3: 58.89 (9)	Int4: 1:13.94 (9)	Fin: 1:32.33 (5)	I1-I2: 24.21 (11)	I2-I3: 16.27 (8)	I3-I4: 15.05 (10)	I4-Fin: 18.39 (2)	0.21	0.32	0.64	1.03	1.02	28.79	Sp1: 126.31 (2)	Avg.: 101.61
6	23	BRYDON Emily	CAN	Int1: 18.35 (5)	Int2: 42.45 (4)	Int3: 58.52 (2)	Int4: 1:13.55 (4)	Fin: 1:32.40 (6)	I1-I2: 24.10 (7)	I2-I3: 16.07 (2)	I3-I4: 15.03 (9)	I4-Fin: 18.85 (14)	0.15	0.15	0.27	0.64	1.09	30.74	Sp1: 121.21 (10)	Avg.: 101.53
7	25	KOSTNER Isolde	ITA	Int1: 18.38 (8)	Int2: 42.53 (8)	Int3: 58.66 (4)	Int4: 1:13.89 (8)	Fin: 1:32.50 (7)	I1-I2: 24.15 (10)	I2-I3: 16.13 (3)	I3-I4: 15.23 (20)	I4-Fin: 18.61 (7)	0.18	0.23	0.41	0.98	1.19	33.53	Sp1: 120.80 (13)	Avg.: 101.42
7	13	GOERGL Elisabeth	AUT	Int1: 18.26 (2)	Int2: 42.53 (8)	Int3: 58.66 (4)	Int4: 1:13.86 (6)	Fin: 1:32.50 (7)	I1-I2: 24.27 (14)	I2-I3: 16.13 (3)	I3-I4: 15.20 (16)	I4-Fin: 18.64 (8)	0.06	0.23	0.41	0.95	1.19	33.53	Sp1: 127.20 (1)	Avg.: 101.42



FIS ALPINE WORLD SKI CHAMPIONSHIPS – BORMIO 2005

LADIES COMBINED DOWNHILL PERFORMANCE ANALYSIS 1

Number of Competitors: 27

Rank	Bib	Name	Nation	Positions			Partials			Difference		Speed	
				Pos.	Time	Rank	Pos.	Time	Rank	Time	Dist(m)	Pos.	km/h
9	8	ACTON Brigitte	CAN	Int1: 18.20 (1) Int2: 42.46 (6) Int3: 58.70 (6) Int4: 1:13.87 (7) Fin: 1:32.77 (9)	I1-I2: 24.26 (13) I2-I3: 16.24 (7) I3-I4: 15.17 (14) I4-Fin: 18.90 (17)	0.00 0.16 0.45 0.96 1.46	41.01	Avg.: 101.13	Sp1: 123.71 (6)				
10	12	MAZE Tina	SLO	Int1: 18.67 (25) Int2: 42.74 (13) Int3: 59.32 (13) Int4: 1:14.11 (11) Fin: 1:32.87 (10)	I1-I2: 24.07 (6) I2-I3: 16.58 (16) I3-I4: 14.79 (3) I4-Fin: 18.76 (13)	0.47 0.44 1.07 1.20 1.56	43.77	Avg.: 101.02	Sp1: 120.40 (14)				
11	24	LALIVE Caroline	USA	Int1: 18.67 (25) Int2: 42.63 (12) Int3: 59.06 (12) Int4: 1:14.18 (12) Fin: 1:32.93 (11)	I1-I2: 23.96 (2) I2-I3: 16.43 (10) I3-I4: 15.12 (11) I4-Fin: 18.75 (12)	0.47 0.33 0.81 1.27 1.62	45.43	Avg.: 100.95	Sp1: 119.60 (16)				
12	19	MANCUSO Julia	USA	Int1: 18.43 (12) Int2: 42.56 (10) Int3: 59.03 (11) Int4: 1:14.26 (13) Fin: 1:32.96 (12)	I1-I2: 24.13 (8) I2-I3: 16.47 (12) I3-I4: 15.23 (20) I4-Fin: 18.70 (10)	0.23 0.26 0.78 1.35 1.65	46.26	Avg.: 100.92	Sp1: 121.21 (10)				
13	10	FANCHINI Elena	ITA	Int1: 18.58 (23) Int2: 43.10 (22) Int3: 59.61 (19) Int4: 1:14.53 (14) Fin: 1:33.10 (13)	I1-I2: 24.52 (21) I2-I3: 16.51 (15) I3-I4: 14.92 (6) I4-Fin: 18.57 (6)	0.38 0.80 1.36 1.62 1.79	50.10	Avg.: 100.77	Sp1: 118.42 (18)				
14	14	VANDERBEEK Kelly	CAN	Int1: 18.43 (12) Int2: 42.43 (3) Int3: 58.90 (10) Int4: 1:14.07 (10) Fin: 1:33.24 (14)	I1-I2: 24.00 (3) I2-I3: 16.47 (12) I3-I4: 15.17 (14) I4-Fin: 19.17 (24)	0.23 0.13 0.65 1.16 1.93	53.94	Avg.: 100.62	Sp1: 119.60 (16)				
15	15	ALCOTT Chemmy	GBR	Int1: 18.55 (21) Int2: 42.94 (19) Int3: 59.41 (16) Int4: 1:14.67 (17) Fin: 1:33.35 (15)	I1-I2: 24.39 (16) I2-I3: 16.47 (12) I3-I4: 15.26 (23) I4-Fin: 18.68 (9)	0.35 0.64 1.16 1.76 2.04	56.95	Avg.: 100.50	Sp1: 120.40 (14)				
16	16	ERTL Martina	GER	Int1: 18.45 (15) Int2: 42.82 (15) Int3: 59.40 (15) Int4: 1:14.56 (15) Fin: 1:33.44 (16)	I1-I2: 24.37 (15) I2-I3: 16.58 (16) I3-I4: 15.16 (13) I4-Fin: 18.88 (16)	0.25 0.52 1.15 1.65 2.13	59.40	Avg.: 100.40	Sp1: 121.21 (10)				
17	22	AUFDENBLATTEN Fraenzi	SUI	Int1: 18.57 (22) Int2: 43.03 (21) Int3: 59.32 (13) Int4: 1:14.76 (20) Fin: 1:33.47 (17)	I1-I2: 24.46 (18) I2-I3: 16.29 (9) I3-I4: 15.44 (24) I4-Fin: 18.71 (11)	0.37 0.73 1.07 1.85 2.16	60.22	Avg.: 100.37	Sp1: 121.62 (8)				
18	4	ZAHROBSKA Sarka	CZE	Int1: 18.52 (20) Int2: 42.77 (14) Int3: 59.48 (18) Int4: 1:14.60 (16) Fin: 1:33.53 (18)	I1-I2: 24.25 (12) I2-I3: 16.71 (20) I3-I4: 15.12 (11) I4-Fin: 18.93 (19)	0.32 0.47 1.23 1.69 2.22	61.86	Avg.: 100.31	Sp1: 118.42 (18)				



FIS ALPINE WORLD SKI CHAMPIONSHIPS – BORMIO 2005

LADIES COMBINED DOWNHILL PERFORMANCE ANALYSIS 1

Number of Competitors: 27

Rank	Bib	Name	Nation	Positions			Partials			Difference		Speed	
				Pos.	Time	Rank	Pos.	Time	Rank	Time	Dist(m)	Pos.	km/h
19	11	SCHILD Marlies	AUT	Int1: 18.38 (8) Int2: 42.99 (20) Int3: 59.73 (22) Int4: 1:14.70 (19) Fin: 1:33.62 (19)	I1-I2: 24.61 (23) I2-I3: 16.74 (21) I3-I4: 14.97 (7) I4-Fin: 18.92 (18)	0.18 0.69 1.48 1.79 2.31	64.30	Sp1: 115.75 (23) Avg.: 100.21					
20	20	CECCARELLI Daniela	ITA	Int1: 18.37 (7) Int2: 42.85 (17) Int3: 59.46 (17) Int4: 1:14.69 (18) Fin: 1:33.72 (20)	I1-I2: 24.48 (20) I2-I3: 16.61 (18) I3-I4: 15.23 (20) I4-Fin: 19.03 (20)	0.17 0.55 1.21 1.78 2.41	67.01	Sp1: 121.62 (8) Avg.: 100.10					
21	9	ZETTEL Kathrin	AUT	Int1: 18.35 (5) Int2: 42.82 (15) Int3: 59.69 (21) Int4: 1:14.89 (22) Fin: 1:33.74 (21)	I1-I2: 24.47 (19) I2-I3: 16.87 (24) I3-I4: 15.20 (16) I4-Fin: 18.85 (14)	0.15 0.52 1.44 1.98 2.43	67.55	Sp1: 116.12 (22) Avg.: 100.08					
22	3	OESTER Marlies	SUI	Int1: 18.47 (16) Int2: 42.90 (18) Int3: 59.66 (20) Int4: 1:14.87 (21) Fin: 1:34.03 (22)	I1-I2: 24.43 (17) I2-I3: 16.76 (23) I3-I4: 15.21 (18) I4-Fin: 19.16 (23)	0.27 0.60 1.41 1.96 2.72	75.38	Sp1: 118.42 (18) Avg.: 99.77					
23	5	BERGMANN-SCHMUDERER	GER	Int1: 18.39 (10) Int2: 43.34 (24) Int3: 1:00.08 (24) Int4: 1:15.64 (23) Fin: 1:34.72 (23)	I1-I2: 24.95 (24) I2-I3: 16.74 (21) I3-I4: 15.56 (25) I4-Fin: 19.08 (21)	0.19 1.04 1.83 2.73 3.41	93.82	Sp1: 115.75 (23) Avg.: 99.05					
24	6	STIEGLER Resi	USA	Int1: 18.62 (24) Int2: 43.14 (23) Int3: 1:00.01 (23) Int4: 1:15.71 (24) Fin: 1:34.91 (24)	I1-I2: 24.52 (21) I2-I3: 16.87 (24) I3-I4: 15.70 (26) I4-Fin: 19.20 (25)	0.42 0.84 1.76 2.80 3.60	98.85	Sp1: 115.01 (25) Avg.: 98.85					
25	1	HRSTKOVA Lucie	CZE	Int1: 18.47 (16) Int2: 43.97 (26) Int3: 1:00.95 (26) Int4: 1:15.93 (25) Fin: 1:35.06 (25)	I1-I2: 25.50 (27) I2-I3: 16.98 (26) I3-I4: 14.98 (8) I4-Fin: 19.13 (22)	0.27 1.67 2.70 3.02 3.75	102.80	Sp1: 111.80 (26) Avg.: 98.69					
26	7	GOODMAN Anna	CAN	Int1: 18.49 (19) Int2: 43.66 (25) Int3: 1:00.35 (25) Int4: 1:16.26 (26) Fin: 1:35.74 (26)	I1-I2: 25.17 (25) I2-I3: 16.69 (19) I3-I4: 15.91 (27) I4-Fin: 19.48 (26)	0.29 1.36 2.10 3.35 4.43	120.58	Sp1: 122.86 (7) Avg.: 97.99					
27	2	LOLOVIC Jelena	SCG	Int1: 18.78 (27) Int2: 44.24 (27) Int3: 1:02.21 (27) Int4: 1:17.43 (27) Fin: 1:37.22 (27)	I1-I2: 25.46 (26) I2-I3: 17.97 (27) I3-I4: 15.22 (19) I4-Fin: 19.79 (27)	0.58 1.94 3.96 4.52 5.91	158.42	Sp1: 106.82 (27) Avg.: 96.50					

LEGEND

Pos Intermediate or Speed Position Int1: Intermediate 1 Int3: Intermediate 3 Sp1: Speed Trap 1
Avg. Average Speed for the race Int2: Intermediate 2 Int4: Intermediate 4 Fin: Finish
Dist(m) Distance behind the first

04-02-2005 / Santa Caterina (ITA) / 6418

Page 3/3

Data Processing by SWATCH

www.fis-ski.com


SWATCH Timing

Generation Date: FRI 4 FEB 2005

Time: 12:49 Swatch Internet Time: @534

Document: 77A 1.0





FIS ALPINE WORLD SKI CHAMPIONSHIPS – BORMIO 2005

LADIES COMBINED DOWNHILL PERFORMANCE ANALYSIS 2

Number of Competitors: 28

Bib	Name	Nation	Positions			Partials			Difference		Speed								
			Pos.	Time	Rank	Pos.	Time	Rank	Time	Dist(m)	Pos.	km/h	Rank						
1	HRSTKOVA Lucie	CZE	Int1: 18.47 (17)	Int2: 43.97 (27)	Int3: 1:00.95 (27)	Int4: 1:15.93 (26)	Fin: 1:35.06 (25)	I1-I2: 25.50 (28)	I2-I3: 16.98 (27)	I3-I4: 14.98 (8)	I4-Fin: 19.13 (22)	0.27	1.67	2.70	3.02	3.75	102.80	Sp1: 111.80 (27)	Avg.: 98.69
2	LOLOVIC Jelena	SCG	Int1: 18.78 (28)	Int2: 44.24 (28)	Int3: 1:02.21 (28)	Int4: 1:17.43 (28)	Fin: 1:37.22 (27)	I1-I2: 25.46 (27)	I2-I3: 17.97 (28)	I3-I4: 15.22 (19)	I4-Fin: 19.79 (27)	0.58	1.94	3.96	4.52	5.91	158.42	Sp1: 106.82 (28)	Avg.: 96.50
3	OESTER Marlies	SUI	Int1: 18.47 (17)	Int2: 42.90 (19)	Int3: 59.66 (21)	Int4: 1:14.87 (21)	Fin: 1:34.03 (22)	I1-I2: 24.43 (18)	I2-I3: 16.76 (24)	I3-I4: 15.21 (18)	I4-Fin: 19.16 (23)	0.27	0.60	1.41	1.96	2.72	75.38	Sp1: 118.42 (19)	Avg.: 99.77
4	ZAHROBSKA Sarka	CZE	Int1: 18.52 (21)	Int2: 42.77 (15)	Int3: 59.48 (19)	Int4: 1:14.60 (16)	Fin: 1:33.53 (18)	I1-I2: 24.25 (13)	I2-I3: 16.71 (21)	I3-I4: 15.12 (11)	I4-Fin: 18.93 (19)	0.32	0.47	1.23	1.69	2.22	61.86	Sp1: 118.42 (19)	Avg.: 100.31
5	BERGMANN-SCHMUDERER M.	GER	Int1: 18.39 (10)	Int2: 43.34 (25)	Int3: 1:00.08 (25)	Int4: 1:15.64 (24)	Fin: 1:34.72 (23)	I1-I2: 24.95 (25)	I2-I3: 16.74 (22)	I3-I4: 15.56 (25)	I4-Fin: 19.08 (21)	0.19	1.04	1.83	2.73	3.41	93.82	Sp1: 115.75 (24)	Avg.: 99.05
6	STIEGLER Resi	USA	Int1: 18.62 (25)	Int2: 43.14 (24)	Int3: 1:00.01 (24)	Int4: 1:15.71 (25)	Fin: 1:34.91 (24)	I1-I2: 24.52 (22)	I2-I3: 16.87 (25)	I3-I4: 15.70 (26)	I4-Fin: 19.20 (25)	0.42	0.84	1.76	2.80	3.60	98.85	Sp1: 115.01 (26)	Avg.: 98.85
7	GOODMAN Anna	CAN	Int1: 18.49 (20)	Int2: 43.66 (26)	Int3: 1:00.35 (26)	Int4: 1:16.26 (27)	Fin: 1:35.74 (26)	I1-I2: 25.17 (26)	I2-I3: 16.69 (20)	I3-I4: 15.91 (27)	I4-Fin: 19.48 (26)	0.29	1.36	2.10	3.35	4.43	120.58	Sp1: 122.86 (8)	Avg.: 97.99
8	ACTON Brigitte	CAN	Int1: 18.20 (1)	Int2: 42.46 (6)	Int3: 58.70 (6)	Int4: 1:13.87 (7)	Fin: 1:32.77 (9)	I1-I2: 24.26 (14)	I2-I3: 16.24 (8)	I3-I4: 15.17 (14)	I4-Fin: 18.90 (17)	0.00	0.16	0.45	0.96	1.46	41.01	Sp1: 123.71 (7)	Avg.: 101.13



FIS ALPINE WORLD SKI CHAMPIONSHIPS – BORMIO 2005

LADIES COMBINED DOWNHILL PERFORMANCE ANALYSIS 2

Number of Competitors: 28

Bib	Name	Nation	Positions			Partials			Difference		Speed	
			Pos.	Time	Rank	Pos.	Time	Rank	Time	Dist(m)	Pos.	km/h
9	ZETTEL Kathrin	AUT	Int1: 18.35 (5) Int2: 42.82 (16) Int3: 59.69 (22) Int4: 1:14.89 (22) Fin: 1:33.74 (21)	11-12: 24.47 (20) 12-13: 16.87 (25) 13-14: 15.20 (16) 14-Fin: 18.85 (14)	0.15 0.52 1.44 1.98 2.43	67.55	Sp1: 116.12 (23) Avg.: 100.08					
10	FANCHINI Elena	ITA	Int1: 18.58 (24) Int2: 43.10 (23) Int3: 59.61 (20) Int4: 1:14.53 (14) Fin: 1:33.10 (13)	11-12: 24.52 (22) 12-13: 16.51 (16) 13-14: 14.92 (6) 14-Fin: 18.57 (6)	0.38 0.80 1.36 1.62 1.79	50.10	Sp1: 118.42 (19) Avg.: 100.77					
11	SCHILD Marlies	AUT	Int1: 18.38 (8) Int2: 42.99 (21) Int3: 59.73 (23) Int4: 1:14.70 (19) Fin: 1:33.62 (19)	11-12: 24.61 (24) 12-13: 16.74 (22) 13-14: 14.97 (7) 14-Fin: 18.92 (18)	0.18 0.69 1.48 1.79 2.31	64.30	Sp1: 115.75 (24) Avg.: 100.21					
12	MAZE Tina	SLO	Int1: 18.67 (26) Int2: 42.74 (14) Int3: 59.32 (14) Int4: 1:14.11 (11) Fin: 1:32.87 (10)	11-12: 24.07 (6) 12-13: 16.58 (17) 13-14: 14.79 (3) 14-Fin: 18.76 (13)	0.47 0.44 1.07 1.20 1.56	43.77	Sp1: 120.40 (15) Avg.: 101.02					
13	GOERGL Elisabeth	AUT	Int1: 18.26 (2) Int2: 42.53 (8) Int3: 58.66 (4) Int4: 1:13.86 (6) Fin: 1:32.50 (7)	11-12: 24.27 (15) 12-13: 16.13 (3) 13-14: 15.20 (16) 14-Fin: 18.64 (8)	0.06 0.23 0.41 0.95 1.19	33.53	Sp1: 127.20 (1) Avg.: 101.42					
14	VANDERBEEK Kelly	CAN	Int1: 18.43 (13) Int2: 42.43 (3) Int3: 58.90 (11) Int4: 1:14.07 (10) Fin: 1:33.24 (14)	11-12: 24.00 (3) 12-13: 16.47 (13) 13-14: 15.17 (14) 14-Fin: 19.17 (24)	0.23 0.13 0.65 1.16 1.93	53.94	Sp1: 119.60 (17) Avg.: 100.62					
15	ALCOTT Chemmy	GBR	Int1: 18.55 (22) Int2: 42.94 (20) Int3: 59.41 (17) Int4: 1:14.67 (17) Fin: 1:33.35 (15)	11-12: 24.39 (17) 12-13: 16.47 (13) 13-14: 15.26 (23) 14-Fin: 18.68 (9)	0.35 0.64 1.16 1.76 2.04	56.95	Sp1: 120.40 (15) Avg.: 100.50					
16	ERTL Martina	GER	Int1: 18.45 (16) Int2: 42.82 (16) Int3: 59.40 (16) Int4: 1:14.56 (15) Fin: 1:33.44 (16)	11-12: 24.37 (16) 12-13: 16.58 (17) 13-14: 15.16 (13) 14-Fin: 18.88 (16)	0.25 0.52 1.15 1.65 2.13	59.40	Sp1: 121.21 (11) Avg.: 100.40					
17	LINDELL-VIKARBY Jessica	SWE	Int1: 18.41 (11) Int2: 42.62 (12) Int3: 58.89 (10) Int4: 1:13.94 (9) Fin: 1:32.33 (5)	11-12: 24.21 (12) 12-13: 16.27 (9) 13-14: 15.05 (10) 14-Fin: 18.39 (2)	0.21 0.32 0.64 1.03 1.02	28.79	Sp1: 126.31 (2) Avg.: 101.61					
18	PAERSON Anja	SWE	Int1: 18.48 (19) Int2: 42.42 (2) Int3: 58.86 (9) Int4: 1:13.62 (5) Fin: 1:31.97 (2)	11-12: 23.94 (1) 12-13: 16.44 (12) 13-14: 14.76 (2) 14-Fin: 18.35 (1)	0.28 0.12 0.61 0.71 0.66	18.70	Sp1: 125.43 (4) Avg.: 102.01					



FIS ALPINE WORLD SKI CHAMPIONSHIPS – BORMIO 2005

LADIES COMBINED DOWNHILL PERFORMANCE ANALYSIS 2

Number of Competitors: 28

Bib	Name	Nation	Positions			Partials			Difference		Speed	
			Pos.	Time	Rank	Pos.	Time	Rank	Time	Dist(m)	Pos.	km/h
19	MANCUSO Julia	USA	Int1: 18.43 (13)			I1-I2: 24.13 (8)			0.23		Sp1: 121.21 (11)	
			Int2: 42.56 (10)			I2-I3: 16.47 (13)			0.26			
			Int3: 59.03 (12)			I3-I4: 15.23 (20)			0.78			
			Int4: 1:14.26 (13)			I4-Fin: 18.70 (10)			1.35			
			Fin: 1:32.96 (12)						1.65	46.26	Avg.: 100.92	
20	CECCARELLI Daniela	ITA	Int1: 18.37 (7)			I1-I2: 24.48 (21)			0.17		Sp1: 121.62 (9)	
			Int2: 42.85 (18)			I2-I3: 16.61 (19)			0.55			
			Int3: 59.46 (18)			I3-I4: 15.23 (20)			1.21			
			Int4: 1:14.69 (18)			I4-Fin: 19.03 (20)			1.78			
			Fin: 1:33.72 (20)						2.41	67.01	Avg.: 100.10	
21	HARGIN Janette	SWE	Int1: 18.42 (12)			I1-I2: 24.15 (10)			0.22		Sp1: 125.43 (4)	
			Int2: 42.57 (11)			I2-I3: 16.21 (6)			0.27			
			Int3: 58.78 (8)			I3-I4: 16.77 (28)			0.53			
			Int4: 1:15.55 (23)			I4-Fin:			2.64			
			Fin: DNF								Avg.:	
22	AUFDENBLATTEN Fraenzi	SUI	Int1: 18.57 (23)			I1-I2: 24.46 (19)			0.37		Sp1: 121.62 (9)	
			Int2: 43.03 (22)			I2-I3: 16.29 (10)			0.73			
			Int3: 59.32 (14)			I3-I4: 15.44 (24)			1.07			
			Int4: 1:14.76 (20)			I4-Fin: 18.71 (11)			1.85			
			Fin: 1:33.47 (17)						2.16	60.22	Avg.: 100.37	
23	BRYDON Emily	CAN	Int1: 18.35 (5)			I1-I2: 24.10 (7)			0.15		Sp1: 121.21 (11)	
			Int2: 42.45 (4)			I2-I3: 16.07 (2)			0.15			
			Int3: 58.52 (2)			I3-I4: 15.03 (9)			0.27			
			Int4: 1:13.55 (4)			I4-Fin: 18.85 (14)			0.64			
			Fin: 1:32.40 (6)						1.09	30.74	Avg.: 101.53	
24	LALIVE Caroline	USA	Int1: 18.67 (26)			I1-I2: 23.96 (2)			0.47		Sp1: 119.60 (17)	
			Int2: 42.63 (13)			I2-I3: 16.43 (11)			0.33			
			Int3: 59.06 (13)			I3-I4: 15.12 (11)			0.81			
			Int4: 1:14.18 (12)			I4-Fin: 18.75 (12)			1.27			
			Fin: 1:32.93 (11)						1.62	45.43	Avg.: 100.95	
25	KOSTNER Isolde	ITA	Int1: 18.38 (8)			I1-I2: 24.15 (10)			0.18		Sp1: 120.80 (14)	
			Int2: 42.53 (8)			I2-I3: 16.13 (3)			0.23			
			Int3: 58.66 (4)			I3-I4: 15.23 (20)			0.41			
			Int4: 1:13.89 (8)			I4-Fin: 18.61 (7)			0.98			
			Fin: 1:32.50 (7)						1.19	33.53	Avg.: 101.42	
26	KOSTELIC Janica	CRO	Int1: 18.26 (2)			I1-I2: 24.04 (4)			0.06		Sp1: 126.31 (2)	
			Int2: 42.30 (1)			I2-I3: 15.95 (1)			0.00			
			Int3: 58.25 (1)			I3-I4: 14.66 (1)			0.00			
			Int4: 1:12.91 (1)			I4-Fin: 18.40 (3)			0.00			
			Fin: 1:31.31 (1)						0.00	0.00	Avg.: 102.74	
27	KILDOW Lindsey C.	USA	Int1: 18.31 (4)			I1-I2: 24.14 (9)			0.11		Sp1: 117.64 (22)	
			Int2: 42.45 (4)			I2-I3: 16.16 (5)			0.15			
			Int3: 58.61 (3)			I3-I4: 14.90 (5)			0.36			
			Int4: 1:13.51 (3)			I4-Fin: 18.50 (4)			0.60			
			Fin: 1:32.01 (3)						0.70	19.83	Avg.: 101.96	



FIS ALPINE WORLD SKI CHAMPIONSHIPS – BORMIO 2005

LADIES COMBINED DOWNHILL PERFORMANCE ANALYSIS 2

Number of Competitors: 28

Bib	Name	Nation	Positions			Partials			Difference		Speed		
			Pos.	Time	Rank	Pos.	Time	Rank	Time	Dist(m)	Pos.	km/h	Rank
28	GOETSCHL Renate	AUT	Int1:	18.43	(13)	11-12:	24.06	(5)	0.23		Sp1:	125.00	(6)
			Int2:	42.49	(7)	12-13:	16.21	(6)	0.19				
			Int3:	58.70	(6)	13-14:	14.80	(4)	0.45				
			Int4:	1:13.50	(2)	14-Fin:	18.51	(5)	0.59				
			Fin:	1:32.01	(3)				0.70	19.83	Avg.:	101.96	

LEGEND

Pos	Intermediate or Speed Position	Int1:	Intermediate 1	Int4:	Intermediate 4	Sp1:	Speed Trap 1
Avg.	Average Speed for the race	Int2:	Intermediate 2	DNF	Did Not Finish	Fin:	Finish
Dist(m)	Distance behind the first	Int3:	Intermediate 3				

04-02-2005 / Santa Caterina (ITA) / 6418

Page 4/4

Data Processing by SWATCH

www.fis-ski.com

SWATCH Timing

Generation Date: FRI 4 FEB 2005

Time: 12:49 Swatch Internet Time: @534

Document: 77B 1.0

