



**DRAW LIST BY POINTS / LISTE DES PARTICIPANTS AU TIRAGE AU SORT PAR POINTS**

SESTRIERE COLLE SAT 25 FEB 2006 / SAM 25 FEV 2006 START TIME / DÉBUT 15:00

Number of Competitors: 97

| No | FIS Code    | Name                           | NOC Code | FIS WCSL SL | FIS WCSL O | FIS SL     |
|----|-------------|--------------------------------|----------|-------------|------------|------------|
| 1  | 290478      | ROCCA Giorgio                  | ITA      | 664 (1)     | 749 (9)    | 0.00 (1)   |
| 2  | 50625       | RAICH Benjamin                 | AUT      | 497 (2)     | 1637 (1)   | 1.69 (2)   |
| 3  | 180251      | PALANDER Kalle                 | FIN      | 449 (3)     | 796 (8)    | 2.18 (3)   |
| 4  | 534562      | LIGETY Ted                     | USA      | 357 (4)     | 561 (15)   | 3.11 (4)   |
| 5  | 50547       | SCHOENFELDER Rainer            | AUT      | 311 (5)     | 748 (10)   | 3.57 (5)   |
| 6  | 191139      | VIDAL Jean-Pierre              | FRA      | 308 (6)     | 313 (30)   | 3.60 (6)   |
| 7  | 501017      | MYHRER Andre                   | SWE      | 268 (7)     | 268 (34)   | 4.01 (7)   |
| 8  | 100115      | GRANDI Thomas                  | CAN      | 243 (8)     | 567 (14)   | 4.26 (8)   |
| 9  | 301312      | SASAKI Akira                   | JPN      | 236 (9)     | 238 (41)   | 4.33 (9)   |
| 10 | 191425      | TISSOT Stephane                | FRA      | 224 (10)    | 224 (43)   | 4.45 (10)  |
| 11 | 500656      | LARSSON Markus                 | SWE      | 221 (11)    | 272 (33)   | 4.48 (11)  |
| 12 | 200251      | VOGL Alois                     | GER      | 217 (13)    | 217 (45)   | 4.52 (12)  |
| 13 | 50605       | HERBST Reinfried               | AUT      | 213 (14)    | 213 (46)   | 4.56 (13)  |
| 14 | 380260      | KOSTELIC Ivica                 | CRO      | 182 (15)    | 303 (32)   | 4.88 (14)  |
| 15 | 300804      | MINAGAWA Kentaro               | JPN      | 178 (16)    | 178 (52)   | 4.92 (15)  |
| 16 | +400 421328 | SVINDAL Aksel Lund             | NOR      | 118 (20)    | 838 (7)    | 5.52 (20)  |
| 17 | +400 532431 | MILLER Bode                    | USA      | 96 (27)     | 1236 (2)   | 5.75 (25)  |
| 18 | 50707       | MATT Mario                     | AUT      | 170 (17)    | 252 (38)   | 5.00 (16)  |
| 19 | 292491      | MOELGG Manfred                 | ITA      | 147 (18)    | 268 (34)   | 5.23 (17)  |
| 20 | 290732      | THALER Patrick                 | ITA      | 135 (19)    | 135 (58)   | 5.35 (18)  |
| 21 | 102435      | JANYK Michael                  | CAN      | 118 (20)    | 118 (60)   | 5.52 (19)  |
| 22 | 510890      | ZURBRIGGEN Silvan              | SUI      | 114 (23)    | 251 (39)   | 5.57 (21)  |
| 23 | 500499      | BROLENIUS Johan                | SWE      | 114 (23)    | 114 (63)   | 5.57 (22)  |
| 24 | 190915      | BOURGEAT Pierrick              | FRA      | 102 (25)    | 202 (48)   | 5.69 (23)  |
| 25 | 500124      | HANSSON Martin                 | SWE      | 97 (26)     | 97 (67)    | 5.74 (24)  |
| 26 | 510993      | ALBRECHT Daniel                | SUI      | 86 (28)     | 191 (50)   | 5.85 (26)  |
| 27 | 201702      | NEUREUTHER Felix               | GER      | 72 (30)     | 73 (78)    | 5.99 (27)  |
| 28 | 102456      | BIGGS Patrick                  | CAN      | 64 (31)     | 64 (84)    | 6.40 (28)  |
| 29 | 420069      | BURAAS Hans-Petter             | NOR      | 55 (33)     | 55 (93)    | 13.00 (47) |
| 30 | 531557      | KNIGHT Chip                    | USA      | 44 (36)     | 57 (88)    | 6.40 (29)  |
| 31 | 560425      | VAJDIC Bernard                 | SLO      | 42 (38)     | 49 (99)    | 7.88 (30)  |
| 32 | 101895      | ROY Jean-Philippe              | CAN      | 15 (57)     | 57 (88)    | 8.32 (31)  |
| 33 | 220044      | BAXTER Alain                   | GBR      | 1 (74)      | 1 (172)    | 8.74 (32)  |
| 34 | 560230      | GRUBELNIK Drago                | SLO      | 30 (47)     | 30 (121)   | 8.90 (33)  |
| 35 | 421400      | MYHRE Lars                     | NOR      | 42 (38)     | 77 (75)    | 9.03 (34)  |
| 36 | 192665      | GRANGE Jean-Baptiste           | FRA      | 30 (47)     | 83 (73)    | 9.24 (35)  |
| 37 | 290982      | SCHMID Hannes Paul             | ITA      | 36 (42)     | 36 (111)   | 9.29 (36)  |
| 38 | 534040      | COCHRAN James                  | USA      | 19 (55)     | 63 (85)    | 9.41 (37)  |
| 39 | 301709      | YUASA Naoki                    | JPN      | 40 (40)     | 40 (106)   | 9.50 (38)  |
| 40 | 40255       | BRAUER Jono                    | AUS      | -           | 18 (132)   | 9.56 (39)  |
| 41 | 150594      | TREJBAL Filip                  | CZE      | 9 (61)      | 13 (139)   | 9.93 (40)  |
| 42 | 560355      | VALENCIC Mitja                 | SLO      | 22 (54)     | 56 (91)    | 10.01 (41) |
| 43 | 220648      | LEUZINGER James                | GBR      | -           | -          | 10.72 (42) |
| 44 | 300466      | IKUTA Yasuhiro                 | JPN      | -           | -          | 11.57 (43) |
| 45 | 250127      | BJOERGVINSSON Bjoergvin        | ISL      | -           | -          | 11.99 (44) |
| 46 | 30149       | SIMARI BIRKNER Cristian Javier | ARG      | -           | -          | 12.62 (45) |



**DRAW LIST BY POINTS / LISTE DES PARTICIPANTS AU TIRAGE AU SORT PAR POINTS**

SESTRIERE COLLE SAT 25 FEB 2006 / SAM 25 FEV 2006 START TIME / DÉBUT 15:00

Number of Competitors: 97

| No | FIS Code | Name                    | NOC Code | FIS WCSL SL | FIS WCSL O | FIS SL      |
|----|----------|-------------------------|----------|-------------|------------|-------------|
| 47 | 220083   | BAXTER Noel             | GBR      | –           | 18 (132)   | 12.68 (46)  |
| 48 | 560406   | GORZA Ales              | SLO      | 30 (47)     | 106 (66)   | 13.42 (48)  |
| 49 | 150495   | VRABLIK Martin          | CZE      | –           | 22 (126)   | 13.56 (49)  |
| 50 | 510997   | BERTHOD Marc            | SUI      | 26 (52)     | 118 (60)   | 14.13 (50)  |
| 51 | 180430   | RAJALA Jukka            | FIN      | 7 (63)      | 7 (151)    | 15.04 (51)  |
| 52 | 250193   | OSKARSSON Kristjan Uni  | ISL      | –           | –          | 16.28 (52)  |
| 53 | 320139   | KANG Min Heuk           | KOR      | –           | –          | 16.89 (53)  |
| 54 | 480678   | ULIANOV Dmitrij         | RUS      | –           | –          | 16.94 (54)  |
| 55 | 430194   | KALWA Michal            | POL      | –           | –          | 17.30 (55)  |
| 56 | 230080   | DIMITRIADIS Vassilis    | GRE      | –           | –          | 17.92 (56)  |
| 57 | 90047    | GEORGIEV Stefan         | BUL      | –           | –          | 18.02 (57)  |
| 58 | 150398   | BANK Ondrej             | CZE      | –           | 78 (74)    | 18.16 (58)  |
| 59 | 250219   | VALSSON Kristinn Ingi   | ISL      | –           | –          | 18.84 (59)  |
| 60 | 410188   | ROSS Mickey             | NZL      | –           | –          | 19.36 (60)  |
| 61 | 380290   | SAMSAL Dalibor          | CRO      | –           | –          | 22.45 (61)  |
| 62 | 150644   | KRYZL Krystof           | CZE      | –           | –          | 22.54 (62)  |
| 63 | 380292   | ZRNCIC-DIM Natko        | CRO      | –           | 7 (151)    | 22.78 (63)  |
| 64 | 90103    | SEDIANKOV Mihail        | BUL      | –           | –          | 23.05 (64)  |
| 65 | 480535   | CHESTAKOV Pavel         | RUS      | –           | –          | 25.68 (65)  |
| 66 | 480736   | HOROSHILOV Alexandr     | RUS      | –           | 32 (118)   | 26.39 (66)  |
| 67 | 90109    | TODOROV Dean            | BUL      | –           | –          | 26.51 (67)  |
| 68 | 310386   | VUKOVIC Zelimir         | SCG      | –           | –          | 27.23 (68)  |
| 69 | 480752   | KONOVALOV Anton         | RUS      | –           | –          | 29.36 (69)  |
| 70 | 20081    | ANTOR Alex              | AND      | –           | 8 (148)    | 30.47 (70)  |
| 71 | 700724   | BABUSIAK Jaroslav       | SVK      | –           | –          | 30.79 (71)  |
| 72 | 380296   | MARINELLI Danko         | CRO      | –           | –          | 31.01 (72)  |
| 73 | 700037   | HEIMSCHILD Ivan         | SVK      | –           | –          | 31.05 (73)  |
| 74 | 20174    | VIDOSA Roger            | AND      | –           | –          | 32.23 (74)  |
| 75 | 710264   | SCHAFFERER Marco        | BIH      | –           | –          | 33.81 (75)  |
| 76 | 250157   | PALSSON Sindri M.       | ISL      | –           | –          | 35.94 (76)  |
| 77 | 570012   | HEATH Alexander         | RSA      | –           | –          | 43.80 (77)  |
| 78 | 690013   | SKRIABIN Nikolay        | UKR      | –           | –          | 47.70 (78)  |
| 79 | 280020   | RENZHIN Mikail          | ISR      | –           | –          | 50.52 (79)  |
| 80 | 750068   | MARKOVSKI Gjorgi        | MKD      | –           | –          | 50.92 (80)  |
| 81 | 260007   | SAVEH SHEMSHAKI Alidad  | IRI      | –           | –          | 57.42 (81)  |
| 82 | 370022   | JENOT Olivier           | MON      | –           | –          | 60.28 (82)  |
| 83 | 520063   | SARE Hamit              | TUR      | –           | –          | 61.47 (83)  |
| 84 | 680041   | ABRAMASHVILI Iason      | GEO      | –           | –          | 62.42 (84)  |
| 85 | 120024   | GUANGXU Li              | CHN      | –           | –          | 64.18 (85)  |
| 86 | 670023   | RYABCHENKO Victor       | KAZ      | –           | –          | 64.94 (86)  |
| 87 | 240082   | MAROSI Attila           | HUN      | –           | –          | 76.47 (87)  |
| 88 | 470003   | SECK Leyti              | SEN      | –           | –          | 78.47 (88)  |
| 89 | 390018   | OPRJA Deyvid            | EST      | –           | –          | 81.17 (89)  |
| 90 | 940000   | RAZANAKOLONA Mathieu    | MAD      | –           | –          | 90.39 (90)  |
| 91 | 160044   | CHRISTODOULOU Theodoros | CYP      | –           | –          | 104.27 (91) |
| 92 | 340033   | SALAMEH George          | LIB      | –           | –          | 106.20 (92) |



**DRAW LIST BY POINTS / LISTE DES PARTICIPANTS AU TIRAGE AU SORT PAR POINTS**

SESTRIERE COLLE SAT 25 FEB 2006 / SAM 25 FEV 2006 START TIME / DÉBUT 15:00

Number of Competitors: 97

| No | FIS Code | Name               | NOC Code | FIS WCSL SL | FIS WCSL O | FIS SL      |
|----|----------|--------------------|----------|-------------|------------|-------------|
| 93 | 210017   | ERMETOV Kayrat     | UZB      | -           | -          | 109.98 (93) |
| 94 | 780002   | RUMIANCEV Vitalij  | LTU      | -           | -          | 110.87 (94) |
| 95 | 740018   | SARKAKHYAN Abraham | ARM      | -           | -          | 121.85 (95) |
| 96 | 770012   | BORISOV Ivan       | KGZ      | -           | -          | 127.98 (96) |
| 97 | 800013   | TOLA Erjon         | ALB      | -           | -          | 128.53 (97) |

**LEGEND:**

**+400** More than 400 points on FIS WCSL-O after 15th place or after 30th place  
**WCSL-SL** FIS World Cup Start List points for Slalom  
**FIS-SL** FIS points for Slalom (Special OWG List)  
**WCSL-O No** Overall FIS WCSL points Control Number



START LIST / LISTE DE DÉPART

SESTRIERE COLLE SAT 25 FEB 2006 / SAM 25 FEV 2006 START TIME / DÉBUT 15:00

| Jury           |                 |     |
|----------------|-----------------|-----|
| TD FIS         | BERTHOD Martin  | SUI |
| Referee        | HUJARA Guenter  | FIS |
| Chief of Race  | ARIGONI Mauro   | ITA |
| Start Referee  | BOTTEN Ingar    | NOR |
| Finish Referee | FISCHER Andreas | GER |

| Technical Data      |                     |
|---------------------|---------------------|
| Course Name         | Giovanni A. Agnelli |
| Start Altitude      | 2240 m              |
| Finish Altitude     | 2030 m              |
| Vertical Drop       | 210 m               |
| Homologation Number | 5564/74/00          |

| Race Information 1st Run |          |     |
|--------------------------|----------|-----|
| Course Setter            | EHN Gert | AUT |
| Number of Gates          | 62       |     |
| Turning Gates            | 62       |     |
| Start Time               | 15:00    |     |

| Race Information 2nd Run |                 |     |
|--------------------------|-----------------|-----|
| Course Setter            | JOVAN Vincencij | CRO |
| Number of Gates          | 64              |     |
| Turning Gates            | 62              |     |
| Start Time               | 18:30           |     |

| Forerunners |            |     |
|-------------|------------|-----|
| A           | G. RAZZOLI | ITA |
| B           | L. MORETTI | ITA |
| C           | G. OLIVERO | ITA |

| Forerunners |            |     |
|-------------|------------|-----|
| A           | G. RAZZOLI | ITA |
| B           | L. MORETTI | ITA |
| C           | G. OLIVERO | ITA |

Number of Competitors: 97

| Bib | FIS Code | Name                | Year of Birth | NOC Code | Time |
|-----|----------|---------------------|---------------|----------|------|
| 1   | 290478   | ROCCA Giorgio       | 1975          | ITA      |      |
| 2   | 191139   | VIDAL Jean-Pierre   | 1977          | FRA      |      |
| 3   | 180251   | PALANDER Kalle      | 1977          | FIN      |      |
| 4   | 50547    | SCHOENFELDER Rainer | 1977          | AUT      |      |
| 5   | 501017   | MYHRER Andre        | 1983          | SWE      |      |
| 6   | 50625    | RAICH Benjamin      | 1978          | AUT      |      |
| 7   | 534562   | LIGETY Ted          | 1984          | USA      |      |
| 8   | 500656   | LARSSON Markus      | 1979          | SWE      |      |
| 9   | 200251   | VOGL Alois          | 1972          | GER      |      |
| 10  | 301312   | SASAKI Akira        | 1981          | JPN      |      |
| 11  | 300804   | MINAGAWA Kentaro    | 1977          | JPN      |      |
| 12  | 191425   | TISSOT Stephane     | 1979          | FRA      |      |
| 13  | 380260   | KOSTELIC Ivica      | 1979          | CRO      |      |
| 14  | 50605    | HERBST Reinfried    | 1978          | AUT      |      |
| 15  | 100115   | GRANDI Thomas       | 1972          | CAN      |      |
| 16  | 421328   | SVINDAL Aksel Lund  | 1982          | NOR      |      |
| 17  | 532431   | MILLER Bode         | 1977          | USA      |      |
| 18  | 50707    | MATT Mario          | 1979          | AUT      |      |
| 19  | 292491   | MOELGG Manfred      | 1982          | ITA      |      |
| 20  | 290732   | THALER Patrick      | 1978          | ITA      |      |
| 21  | 102435   | JANYK Michael       | 1982          | CAN      |      |
| 22  | 510890   | ZURBRIGGEN Silvan   | 1981          | SUI      |      |
| 23  | 500499   | BROLENIUS Johan     | 1977          | SWE      |      |
| 24  | 190915   | BOURGEAT Pierrick   | 1976          | FRA      |      |
| 25  | 500124   | HANSSON Martin      | 1975          | SWE      |      |
| 26  | 510993   | ALBRECHT Daniel     | 1983          | SUI      |      |
| 27  | 201702   | NEUREUTHER Felix    | 1984          | GER      |      |



START LIST / LISTE DE DÉPART

SESTRIERE COLLE SAT 25 FEB 2006 / SAM 25 FEV 2006 START TIME / DÉBUT 15:00

Number of Competitors: 97

| Bib | FIS Code | Name                           | Year of Birth | NOC Code | Time  |
|-----|----------|--------------------------------|---------------|----------|-------|
| 28  | 102456   | BIGGS Patrick                  | 1982          | CAN      | _____ |
| 29  | 420069   | BURAAS Hans-Petter             | 1975          | NOR      | _____ |
| 30  | 531557   | KNIGHT Chip                    | 1975          | USA      | _____ |
| 31  | 560425   | VAJDIC Bernard                 | 1980          | SLO      | _____ |
| 32  | 101895   | ROY Jean-Philippe              | 1979          | CAN      | _____ |
| 33  | 220044   | BAXTER Alain                   | 1973          | GBR      | _____ |
| 34  | 560230   | GRUBELNIK Drago                | 1976          | SLO      | _____ |
| 35  | 421400   | MYHRE Lars                     | 1984          | NOR      | _____ |
| 36  | 192665   | GRANGE Jean-Baptiste           | 1984          | FRA      | _____ |
| 37  | 290982   | SCHMID Hannes Paul             | 1980          | ITA      | _____ |
| 38  | 534040   | COCHRAN James                  | 1981          | USA      | _____ |
| 39  | 301709   | YUASA Naoki                    | 1983          | JPN      | _____ |
| 40  | 40255    | BRAUER Jono                    | 1981          | AUS      | _____ |
| 41  | 150594   | TREJBAL Filip                  | 1985          | CZE      | _____ |
| 42  | 560355   | VALENCIC Mitja                 | 1978          | SLO      | _____ |
| 43  | 220648   | LEUZINGER James                | 1982          | GBR      | _____ |
| 44  | 300466   | IKUTA Yasuhiro                 | 1979          | JPN      | _____ |
| 45  | 250127   | BJOERGVINSSON Bjoergvin        | 1980          | ISL      | _____ |
| 46  | 30149    | SIMARI BIRKNER Cristian Javier | 1980          | ARG      | _____ |
| 47  | 220083   | BAXTER Noel                    | 1981          | GBR      | _____ |
| 48  | 560406   | GORZA Ales                     | 1980          | SLO      | _____ |
| 49  | 150495   | VRABLIK Martin                 | 1982          | CZE      | _____ |
| 50  | 510997   | BERTHOD Marc                   | 1983          | SUI      | _____ |
| 51  | 180430   | RAJALA Jukka                   | 1982          | FIN      | _____ |
| 52  | 250193   | OSKARSSON Kristjan Uni         | 1984          | ISL      | _____ |
| 53  | 320139   | KANG Min Heuk                  | 1981          | KOR      | _____ |
| 54  | 480678   | ULIANOV Dmitrij                | 1983          | RUS      | _____ |
| 55  | 430194   | KALWA Michal                   | 1978          | POL      | _____ |
| 56  | 230080   | DIMITRIADIS Vassilis           | 1978          | GRE      | _____ |
| 57  | 90047    | GEORGIEV Stefan                | 1977          | BUL      | _____ |
| 58  | 150398   | BANK Ondrej                    | 1980          | CZE      | _____ |
| 59  | 250219   | VALSSON Kristinn Ingi          | 1985          | ISL      | _____ |
| 60  | 410188   | ROSS Mickey                    | 1980          | NZL      | _____ |
| 61  | 380290   | SAMSAL Dalibor                 | 1985          | CRO      | _____ |
| 62  | 150644   | KRYZL Krystof                  | 1986          | CZE      | _____ |
| 63  | 380292   | ZRNCIC-DIM Natko               | 1986          | CRO      | _____ |
| 64  | 90103    | SEDIANKOV Mihail               | 1982          | BUL      | _____ |
| 65  | 480535   | CHESTAKOV Pavel                | 1980          | RUS      | _____ |
| 66  | 480736   | HOROSHILOV Alexandr            | 1984          | RUS      | _____ |
| 67  | 90109    | TODOROV Dean                   | 1983          | BUL      | _____ |
| 68  | 310386   | VUKOVIC Zelimir                | 1983          | SCG      | _____ |
| 69  | 480752   | KONOVALOV Anton                | 1985          | RUS      | _____ |
| 70  | 20081    | ANTOR Alex                     | 1979          | AND      | _____ |
| 71  | 700724   | BABUSIAK Jaroslav              | 1984          | SVK      | _____ |
| 72  | 380296   | MARINELLI Danko                | 1987          | CRO      | _____ |
| 73  | 700037   | HEIMSCHILD Ivan                | 1980          | SVK      | _____ |



START LIST / LISTE DE DÉPART

SESTRIERE COLLE SAT 25 FEB 2006 / SAM 25 FEV 2006 START TIME / DÉBUT 15:00

Number of Competitors: 97

| Bib | FIS Code | Name                    | Year of Birth | NOC Code | Time  |
|-----|----------|-------------------------|---------------|----------|-------|
| 74  | 20174    | VIDOSA Roger            | 1984          | AND      | _____ |
| 75  | 710264   | SCHAFFERER Marco        | 1984          | BIH      | _____ |
| 76  | 250157   | PALSSON Sindri M.       | 1982          | ISL      | _____ |
| 77  | 570012   | HEATH Alexander         | 1978          | RSA      | _____ |
| 78  | 690013   | SKRIABIN Nikolay        | 1978          | UKR      | _____ |
| 79  | 280020   | REZHIN Mikail           | 1978          | ISR      | _____ |
| 80  | 750068   | MARKOVSKI Gjorgi        | 1986          | MKD      | _____ |
| 81  | 260007   | SAVEH SHEMSHAKI Alidad  | 1972          | IRI      | _____ |
| 82  | 370022   | JENOT Olivier           | 1988          | MON      | _____ |
| 83  | 520063   | SARE Hamit              | 1982          | TUR      | _____ |
| 84  | 680041   | ABRAMASHVILI Iason      | 1988          | GEO      | _____ |
| 85  | 120024   | GUANGXU Li              | 1985          | CHN      | _____ |
| 86  | 670023   | RYABCHENKO Victor       | 1982          | KAZ      | _____ |
| 87  | 240082   | MAROSI Attila           | 1982          | HUN      | _____ |
| 88  | 470003   | SECK Leyti              | 1981          | SEN      | _____ |
| 89  | 390018   | OPRJA Deyvid            | 1982          | EST      | _____ |
| 90  | 940000   | RAZANAKOLONA Mathieu    | 1986          | MAD      | _____ |
| 91  | 160044   | CHRISTODOULOU Theodoros | 1977          | CYP      | _____ |
| 92  | 340033   | SALAMEH George          | 1976          | LIB      | _____ |
| 93  | 210017   | ERMETOV Kayrat          | 1984          | UZB      | _____ |
| 94  | 780002   | RUMIANCEV Vitalij       | 1985          | LTU      | _____ |
| 95  | 740018   | SARKAKHYAN Abraham      | 1986          | ARM      | _____ |
| 96  | 770012   | BORISOV Ivan            | 1979          | KGZ      | _____ |
| 97  | 800013   | TOLA Erjon              | 1986          | ALB      | _____ |



OFFICIAL RESULTS / RÉSULTATS OFFICIELS

SESTRIERE COLLE SAT 25 FEB 2006 / SAM 25 FEV 2006 START TIME / DÉBUT 15:00

| Jury                     |                 |     | Technical Data           |                     |     |
|--------------------------|-----------------|-----|--------------------------|---------------------|-----|
| TD FIS                   | BERTHOD Martin  | SUI | Course Name              | Giovanni A. Agnelli |     |
| Referee                  | HUJARA Guenter  | FIS | Start Altitude           | 2240 m              |     |
| Chief of Race            | ARIGONI Mauro   | ITA | Finish Altitude          | 2030 m              |     |
| Start Referee            | BOTTEN Ingar    | NOR | Vertical Drop            | 210 m               |     |
| Finish Referee           | FISCHER Andreas | GER | Homologation Number      | 5564/74/00          |     |
| Race Information 1st Run |                 |     | Race Information 2nd Run |                     |     |
| Course Setter            | EHN Gert        | AUT | Course Setter            | JOVAN Vincencij     | CRO |
| Number of Gates          | 62              |     | Number of Gates          | 64                  |     |
| Turning Gates            | 62              |     | Turning Gates            | 62                  |     |
| Start Time               | 15:00           |     | Start Time               | 18:30               |     |
| Forerunners              | A – G. RAZZOLI  | ITA | Forerunners              | A – G. RAZZOLI      | ITA |
|                          | B – L. MORETTI  | ITA |                          | B – L. MORETTI      | ITA |
|                          | C – G. OLIVERO  | ITA |                          | C – G. OLIVERO      | ITA |

Weather: Cloudy Snow: Hard Packed Variable Temperature – Start: -3.8 °C / 25.2 °F Finish: -4.6 °C / 23.7 °F

Number of Competitors: 97

| Rank | Bib | FIS Code | Name                 | Year of Birth | NOC Code | Time  | Diff. |
|------|-----|----------|----------------------|---------------|----------|-------|-------|
| 1    | 6   | 50625    | RAICH Benjamin       | 1978          | AUT      | 53.37 |       |
| 2    | 3   | 180251   | PALANDER Kalle       | 1977          | FIN      | 53.38 | 0.01  |
| 3    | 11  | 300804   | MINAGAWA Kentaro     | 1977          | JPN      | 53.44 | 0.07  |
| 4    | 14  | 50605    | HERBST Reinfried     | 1978          | AUT      | 53.55 | 0.18  |
| 5    | 15  | 100115   | GRANDI Thomas        | 1972          | CAN      | 53.64 | 0.27  |
| 6    | 5   | 501017   | MYHRER Andre         | 1983          | SWE      | 53.95 | 0.58  |
| 7    | 4   | 50547    | SCHOENFELDER Rainer  | 1977          | AUT      | 54.03 | 0.66  |
| 8    | 23  | 500499   | BROLENIUS Johan      | 1977          | SWE      | 54.37 | 1.00  |
| 8    | 10  | 301312   | SASAKI Akira         | 1981          | JPN      | 54.37 | 1.00  |
| 10   | 28  | 102456   | BIGGS Patrick        | 1982          | CAN      | 54.38 | 1.01  |
| 11   | 13  | 380260   | KOSTELIC Ivica       | 1979          | CRO      | 54.43 | 1.06  |
| 12   | 24  | 190915   | BOURGEAT Pierrick    | 1976          | FRA      | 54.45 | 1.08  |
| 13   | 38  | 534040   | COCHRAN James        | 1981          | USA      | 54.49 | 1.12  |
| 14   | 25  | 500124   | HANSSON Martin       | 1975          | SWE      | 54.50 | 1.13  |
| 15   | 30  | 531557   | KNIGHT Chip          | 1975          | USA      | 54.71 | 1.34  |
| 16   | 41  | 150594   | TREJBAL Filip        | 1985          | CZE      | 54.75 | 1.38  |
| 17   | 39  | 301709   | YUASA Naoki          | 1983          | JPN      | 54.76 | 1.39  |
| 18   | 36  | 192665   | GRANGE Jean-Baptiste | 1984          | FRA      | 54.84 | 1.47  |
| 19   | 34  | 560230   | GRUBELNIK Drago      | 1976          | SLO      | 54.87 | 1.50  |
| 20   | 33  | 220044   | BAXTER Alain         | 1973          | GBR      | 54.93 | 1.56  |
| 21   | 16  | 421328   | SVINDAL Aksel Lund   | 1982          | NOR      | 54.97 | 1.60  |
| 22   | 31  | 560425   | VAJDIC Bernard       | 1980          | SLO      | 55.16 | 1.79  |
| 22   | 27  | 201702   | NEUREUTHER Felix     | 1984          | GER      | 55.16 | 1.79  |
| 24   | 22  | 510890   | ZURBRIGGEN Silvan    | 1981          | SUI      | 55.17 | 1.80  |
| 25   | 37  | 290982   | SCHMID Hannes Paul   | 1980          | ITA      | 55.26 | 1.89  |



OFFICIAL RESULTS / RÉSULTATS OFFICIELS

SESTRIERE COLLE SAT 25 FEB 2006 / SAM 25 FEV 2006 START TIME / DÉBUT 15:00

Number of Competitors: 97

| Rank | Bib | FIS Code | Name                   | Year of Birth | NOC Code | Time    | Diff. |
|------|-----|----------|------------------------|---------------|----------|---------|-------|
| 26   | 21  | 102435   | JANYK Michael          | 1982          | CAN      | 55.32   | 1.95  |
| 27   | 26  | 510993   | ALBRECHT Daniel        | 1983          | SUI      | 55.33   | 1.96  |
| 28   | 49  | 150495   | VRABLIK Martin         | 1982          | CZE      | 56.01   | 2.64  |
| 29   | 47  | 220083   | BAXTER Noel            | 1981          | GBR      | 56.07   | 2.70  |
| 30   | 50  | 510997   | BERTHOD Marc           | 1983          | SUI      | 56.22   | 2.85  |
| 31   | 45  | 250127   | BJOERGVINSSON B.       | 1980          | ISL      | 57.07   | 3.70  |
| 32   | 56  | 230080   | DIMITRIADIS Vassilis   | 1978          | GRE      | 57.38   | 4.01  |
| 33   | 63  | 380292   | ZRNCIC-DIM Natko       | 1986          | CRO      | 57.69   | 4.32  |
| 34   | 57  | 90047    | GEORGIEV Stefan        | 1977          | BUL      | 58.30   | 4.93  |
| 35   | 71  | 700724   | BABUSIAK Jaroslav      | 1984          | SVK      | 58.51   | 5.14  |
| 36   | 53  | 320139   | KANG Min Heuk          | 1981          | KOR      | 58.53   | 5.16  |
| 37   | 52  | 250193   | OSKARSSON Kristjan Uni | 1984          | ISL      | 58.92   | 5.55  |
| 38   | 69  | 480752   | KONOVALOV Anton        | 1985          | RUS      | 59.53   | 6.16  |
| 39   | 73  | 700037   | HEIMSCHILD Ivan        | 1980          | SVK      | 59.67   | 6.30  |
| 40   | 55  | 430194   | KALWA Michal           | 1978          | POL      | 59.82   | 6.45  |
| 41   | 74  | 20174    | VIDOSA Roger           | 1984          | AND      | 59.87   | 6.50  |
| 42   | 68  | 310386   | VUKOVIC Zelimir        | 1983          | SCG      | 1:00.51 | 7.14  |
| 43   | 67  | 90109    | TODOROV Dean           | 1983          | BUL      | 1:00.69 | 7.32  |
| 44   | 75  | 710264   | SCHAFFERER Marco       | 1984          | BIH      | 1:01.11 | 7.74  |
| 45   | 79  | 280020   | RENZHIN Mikail         | 1978          | ISR      | 1:01.83 | 8.46  |
| 46   | 84  | 680041   | ABRAMASHVILI Iason     | 1988          | GEO      | 1:01.84 | 8.47  |
| 47   | 78  | 690013   | SKRIABIN Nikolay       | 1978          | UKR      | 1:01.98 | 8.61  |
| 48   | 59  | 250219   | VALSSON Kristinn Ingi  | 1985          | ISL      | 1:03.27 | 9.90  |
| 49   | 60  | 410188   | ROSS Mickey            | 1980          | NZL      | 1:03.30 | 9.93  |
| 50   | 82  | 370022   | JENOT Olivier          | 1988          | MON      | 1:03.85 | 10.48 |
| 51   | 80  | 750068   | MARKOVSKI Gjorgji      | 1986          | MKD      | 1:04.03 | 10.66 |
| 52   | 91  | 160044   | CHRISTODOULOU T.       | 1977          | CYP      | 1:05.58 | 12.21 |
| 53   | 83  | 520063   | SARE Hamit             | 1982          | TUR      | 1:07.57 | 14.20 |
| 53   | 81  | 260007   | SAVEH SHEMSHAKI A.     | 1972          | IRI      | 1:07.57 | 14.20 |
| 55   | 92  | 340033   | SALAMEH George         | 1976          | LIB      | 1:07.62 | 14.25 |
| 56   | 87  | 240082   | MAROSI Attila          | 1982          | HUN      | 1:07.67 | 14.30 |
| 57   | 85  | 120024   | GUANGXU Li             | 1985          | CHN      | 1:08.84 | 15.47 |
| 58   | 94  | 780002   | RUMIANCEV Vitalij      | 1985          | LTU      | 1:09.19 | 15.82 |
| 59   | 96  | 770012   | BORISOV Ivan           | 1979          | KGZ      | 1:09.54 | 16.17 |
| 60   | 95  | 740018   | SARKAKHYAN Abraham     | 1986          | ARM      | 1:10.69 | 17.32 |
| 61   | 93  | 210017   | ERMETOV Kayrat         | 1984          | UZB      | 1:13.19 | 19.82 |
| 62   | 44  | 300466   | IKUTA Yasuhiro         | 1979          | JPN      | 1:15.19 | 21.82 |

DID NOT START RUN 1: 4 competitors

|    |        |                   |      |     |
|----|--------|-------------------|------|-----|
| 2  | 191139 | VIDAL Jean-Pierre | 1977 | FRA |
| 58 | 150398 | BANK Ondrej       | 1980 | CZE |
| 65 | 480535 | CHESTAKOV Pavel   | 1980 | RUS |
| 89 | 390018 | OPRJA Deyvid      | 1982 | EST |

DID NOT FINISH RUN 1: 30 competitors

|   |        |                |      |     |
|---|--------|----------------|------|-----|
| 1 | 290478 | ROCCA Giorgio  | 1975 | ITA |
| 8 | 500656 | LARSSON Markus | 1979 | SWE |




**OFFICIAL RESULTS / RÉSULTATS OFFICIELS**

SESTRIERE COLLE SAT 25 FEB 2006 / SAM 25 FEV 2006 START TIME / DÉBUT 15:00

**Number of Competitors: 97**

| Rank | Bib | FIS Code | Name                           | Year of Birth | NOC Code | Time | Diff. |
|------|-----|----------|--------------------------------|---------------|----------|------|-------|
|      | 9   | 200251   | <b>VOGL Alois</b>              | 1972          | GER      |      |       |
|      | 12  | 191425   | <b>TISSOT Stephane</b>         | 1979          | FRA      |      |       |
|      | 17  | 532431   | <b>MILLER Bode</b>             | 1977          | USA      |      |       |
|      | 18  | 50707    | <b>MATT Mario</b>              | 1979          | AUT      |      |       |
|      | 19  | 292491   | <b>MOELGG Manfred</b>          | 1982          | ITA      |      |       |
|      | 20  | 290732   | <b>THALER Patrick</b>          | 1978          | ITA      |      |       |
|      | 29  | 420069   | <b>BURAAS Hans-Petter</b>      | 1975          | NOR      |      |       |
|      | 32  | 101895   | <b>ROY Jean-Philippe</b>       | 1979          | CAN      |      |       |
|      | 35  | 421400   | <b>MYHRE Lars</b>              | 1984          | NOR      |      |       |
|      | 40  | 40255    | <b>BRAUER Jono</b>             | 1981          | AUS      |      |       |
|      | 42  | 560355   | <b>VALENCIC Mitja</b>          | 1978          | SLO      |      |       |
|      | 43  | 220648   | <b>LEUZINGER James</b>         | 1982          | GBR      |      |       |
|      | 46  | 30149    | <b>SIMARI BIRKNER Cristian</b> | 1980          | ARG      |      |       |
|      | 48  | 560406   | <b>GORZA Ales</b>              | 1980          | SLO      |      |       |
|      | 51  | 180430   | <b>RAJALA Jukka</b>            | 1982          | FIN      |      |       |
|      | 54  | 480678   | <b>ULIANOV Dmitrij</b>         | 1983          | RUS      |      |       |
|      | 61  | 380290   | <b>SAMSAL Dalibor</b>          | 1985          | CRO      |      |       |
|      | 62  | 150644   | <b>KRYZL Krystof</b>           | 1986          | CZE      |      |       |
|      | 64  | 90103    | <b>SEDIANKOV Mihail</b>        | 1982          | BUL      |      |       |
|      | 66  | 480736   | <b>HOROSHILOV Alexandr</b>     | 1984          | RUS      |      |       |
|      | 70  | 20081    | <b>ANTOR Alex</b>              | 1979          | AND      |      |       |
|      | 72  | 380296   | <b>MARINELLI Danko</b>         | 1987          | CRO      |      |       |
|      | 76  | 250157   | <b>PALSSON Sindri M.</b>       | 1982          | ISL      |      |       |
|      | 77  | 570012   | <b>HEATH Alexander</b>         | 1978          | RSA      |      |       |
|      | 86  | 670023   | <b>RYABCHENKO Victor</b>       | 1982          | KAZ      |      |       |
|      | 88  | 470003   | <b>SECK Leyti</b>              | 1981          | SEN      |      |       |
|      | 90  | 940000   | <b>RAZANAKOLONA Mathieu</b>    | 1986          | MAD      |      |       |
|      | 97  | 800013   | <b>TOLA Erjon</b>              | 1986          | ALB      |      |       |

**DISQUALIFIED RUN 1: 1 competitor**

|   |        |                   |      |     |        |            |
|---|--------|-------------------|------|-----|--------|------------|
| 7 | 534562 | <b>LIGETY Ted</b> | 1984 | USA | Gate 6 | Rule 629.3 |
|---|--------|-------------------|------|-----|--------|------------|

**Reason for disqualification:**

629.3 Did not pass through a gate correctly (art. 661.4)

25-02-2006 / Sestriere (ITA) / 0789

Report ASM020001\_73B 1.0

Report Created SAT 25 FEB 2006 17:05

Page 3/3



START LIST / LISTE DE DÉPART

SESTRIERE COLLE SAT 25 FEB 2006 / SAM 25 FEV 2006 START TIME / DÉBUT 18:30

| Jury                     |                 |     | Technical Data             |                     |     |
|--------------------------|-----------------|-----|----------------------------|---------------------|-----|
| <b>TD FIS</b>            | BERTHOD Martin  | SUI | <b>Course Name</b>         | Giovanni A. Agnelli |     |
| <b>Referee</b>           | HUJARA Guenter  | FIS | <b>Start Altitude</b>      | 2240 m              |     |
| <b>Chief of Race</b>     | ARIGONI Mauro   | ITA | <b>Finish Altitude</b>     | 2030 m              |     |
| <b>Start Referee</b>     | BOTTEN Ingar    | NOR | <b>Vertical Drop</b>       | 210 m               |     |
| <b>Finish Referee</b>    | FISCHER Andreas | GER | <b>Homologation Number</b> | 5564/74/00          |     |
| Race Information 1st Run |                 |     | Race Information 2nd Run   |                     |     |
| <b>Course Setter</b>     | EHN Gert        | AUT | <b>Course Setter</b>       | JOVAN Vincencij     | CRO |
| <b>Number of Gates</b>   | 62              |     | <b>Number of Gates</b>     | 64                  |     |
| <b>Turning Gates</b>     | 62              |     | <b>Turning Gates</b>       | 62                  |     |
| <b>Start Time</b>        | 15:00           |     | <b>Start Time</b>          | 18:30               |     |
| <b>Forerunners</b>       | A – G. RAZZOLI  | ITA | <b>Forerunners</b>         | A – G. RAZZOLI      | ITA |
|                          | B – L. MORETTI  | ITA |                            | B – L. MORETTI      | ITA |
|                          | C – G. OLIVERO  | ITA |                            | C – G. OLIVERO      | ITA |

Number of Competitors: 62

| Start Order | Bib | FIS Code | Name                 | Year of Birth | NOC Code | Run 1 | Diff. | Rank | Run 2 | Total |
|-------------|-----|----------|----------------------|---------------|----------|-------|-------|------|-------|-------|
| 1           | 50  | 510997   | BERTHOD Marc         | 1983          | SUI      | 56.22 | 2.85  | 30   |       |       |
| 2           | 47  | 220083   | BAXTER Noel          | 1981          | GBR      | 56.07 | 2.70  | 29   |       |       |
| 3           | 49  | 150495   | VRABLIK Martin       | 1982          | CZE      | 56.01 | 2.64  | 28   |       |       |
| 4           | 26  | 510993   | ALBRECHT Daniel      | 1983          | SUI      | 55.33 | 1.96  | 27   |       |       |
| 5           | 21  | 102435   | JANYK Michael        | 1982          | CAN      | 55.32 | 1.95  | 26   |       |       |
| 6           | 37  | 290982   | SCHMID Hannes Paul   | 1980          | ITA      | 55.26 | 1.89  | 25   |       |       |
| 7           | 22  | 510890   | ZURBRIGGEN Silvan    | 1981          | SUI      | 55.17 | 1.80  | 24   |       |       |
| 8           | 27  | 201702   | NEUREUTHER Felix     | 1984          | GER      | 55.16 | 1.79  | 22   |       |       |
| 9           | 31  | 560425   | VAJDIC Bernard       | 1980          | SLO      | 55.16 | 1.79  | 22   |       |       |
| 10          | 16  | 421328   | SVINDAL Aksel Lund   | 1982          | NOR      | 54.97 | 1.60  | 21   |       |       |
| 11          | 33  | 220044   | BAXTER Alain         | 1973          | GBR      | 54.93 | 1.56  | 20   |       |       |
| 12          | 34  | 560230   | GRUBELNIK Drago      | 1976          | SLO      | 54.87 | 1.50  | 19   |       |       |
| 13          | 36  | 192665   | GRANGE Jean-Baptiste | 1984          | FRA      | 54.84 | 1.47  | 18   |       |       |
| 14          | 39  | 301709   | YUASA Naoki          | 1983          | JPN      | 54.76 | 1.39  | 17   |       |       |
| 15          | 41  | 150594   | TREJBAL Filip        | 1985          | CZE      | 54.75 | 1.38  | 16   |       |       |
| 16          | 30  | 531557   | KNIGHT Chip          | 1975          | USA      | 54.71 | 1.34  | 15   |       |       |
| 17          | 25  | 500124   | HANSSON Martin       | 1975          | SWE      | 54.50 | 1.13  | 14   |       |       |
| 18          | 38  | 534040   | COCHRAN James        | 1981          | USA      | 54.49 | 1.12  | 13   |       |       |
| 19          | 24  | 190915   | BOURGEAT Pierrick    | 1976          | FRA      | 54.45 | 1.08  | 12   |       |       |
| 20          | 13  | 380260   | KOSTELIC Ivica       | 1979          | CRO      | 54.43 | 1.06  | 11   |       |       |
| 21          | 28  | 102456   | BIGGS Patrick        | 1982          | CAN      | 54.38 | 1.01  | 10   |       |       |
| 22          | 10  | 301312   | SASAKI Akira         | 1981          | JPN      | 54.37 | 1.00  | 8    |       |       |
| 23          | 23  | 500499   | BROLENIUS Johan      | 1977          | SWE      | 54.37 | 1.00  | 8    |       |       |
| 24          | 4   | 50547    | SCHOENFELDER Rainer  | 1977          | AUT      | 54.03 | 0.66  | 7    |       |       |
| 25          | 5   | 501017   | MYHRER Andre         | 1983          | SWE      | 53.95 | 0.58  | 6    |       |       |
| 26          | 15  | 100115   | GRANDI Thomas        | 1972          | CAN      | 53.64 | 0.27  | 5    |       |       |
| 27          | 14  | 50605    | HERBST Reinfried     | 1978          | AUT      | 53.55 | 0.18  | 4    |       |       |


**START LIST / LISTE DE DÉPART**

SESTRIERE COLLE SAT 25 FEB 2006 / SAM 25 FEV 2006 START TIME / DÉBUT 18:30

Number of Competitors: 62

| Start Order | Bib | FIS Code | Name                    | Year of Birth | NOC Code | Run 1   | Diff. | Rank | Run 2 | Total |
|-------------|-----|----------|-------------------------|---------------|----------|---------|-------|------|-------|-------|
| 28          | 11  | 300804   | MINAGAWA Kentaro        | 1977          | JPN      | 53.44   | 0.07  | 3    |       |       |
| 29          | 3   | 180251   | PALANDER Kalle          | 1977          | FIN      | 53.38   | 0.01  | 2    |       |       |
| 30          | 6   | 50625    | RAICH Benjamin          | 1978          | AUT      | 53.37   | 0.00  | 1    |       |       |
| 31          | 45  | 250127   | BJOERGVINSSON Bjoergvin | 1980          | ISL      | 57.07   | 3.70  | 31   |       |       |
| 32          | 56  | 230080   | DIMITRIADIS Vassilis    | 1978          | GRE      | 57.38   | 4.01  | 32   |       |       |
| 33          | 63  | 380292   | ZRNCIC-DIM Natko        | 1986          | CRO      | 57.69   | 4.32  | 33   |       |       |
| 34          | 57  | 90047    | GEORGIEV Stefan         | 1977          | BUL      | 58.30   | 4.93  | 34   |       |       |
| 35          | 71  | 700724   | BABUSIAK Jaroslav       | 1984          | SVK      | 58.51   | 5.14  | 35   |       |       |
| 36          | 53  | 320139   | KANG Min Heuk           | 1981          | KOR      | 58.53   | 5.16  | 36   |       |       |
| 37          | 52  | 250193   | OSKARSSON Kristjan Uni  | 1984          | ISL      | 58.92   | 5.55  | 37   |       |       |
| 38          | 69  | 480752   | KONOVALOV Anton         | 1985          | RUS      | 59.53   | 6.16  | 38   |       |       |
| 39          | 73  | 700037   | HEIMSCHILD Ivan         | 1980          | SVK      | 59.67   | 6.30  | 39   |       |       |
| 40          | 55  | 430194   | KALWA Michal            | 1978          | POL      | 59.82   | 6.45  | 40   |       |       |
| 41          | 74  | 20174    | VIDOSA Roger            | 1984          | AND      | 59.87   | 6.50  | 41   |       |       |
| 42          | 68  | 310386   | VUKOVIC Zelimir         | 1983          | SCG      | 1:00.51 | 7.14  | 42   |       |       |
| 43          | 67  | 90109    | TODOROV Dean            | 1983          | BUL      | 1:00.69 | 7.32  | 43   |       |       |
| 44          | 75  | 710264   | SCHAFFERER Marco        | 1984          | BIH      | 1:01.11 | 7.74  | 44   |       |       |
| 45          | 79  | 280020   | RENZHIN Mikail          | 1978          | ISR      | 1:01.83 | 8.46  | 45   |       |       |
| 46          | 84  | 680041   | ABRAMASHVILI Iason      | 1988          | GEO      | 1:01.84 | 8.47  | 46   |       |       |
| 47          | 78  | 690013   | SKRIABIN Nikolay        | 1978          | UKR      | 1:01.98 | 8.61  | 47   |       |       |
| 48          | 59  | 250219   | VALSSON Kristinn Ingi   | 1985          | ISL      | 1:03.27 | 9.90  | 48   |       |       |
| 49          | 60  | 410188   | ROSS Mickey             | 1980          | NZL      | 1:03.30 | 9.93  | 49   |       |       |
| 50          | 82  | 370022   | JENOT Olivier           | 1988          | MON      | 1:03.85 | 10.48 | 50   |       |       |
| 51          | 80  | 750068   | MARKOVSKI Gjorgi        | 1986          | MKD      | 1:04.03 | 10.66 | 51   |       |       |
| 52          | 91  | 160044   | CHRISTODOULOU T.        | 1977          | CYP      | 1:05.58 | 12.21 | 52   |       |       |
| 53          | 83  | 520063   | SARE Hamit              | 1982          | TUR      | 1:07.57 | 14.20 | 53   |       |       |
| 54          | 81  | 260007   | SAVEH SHEMSHAKI Alidad  | 1972          | IRI      | 1:07.57 | 14.20 | 53   |       |       |
| 55          | 92  | 340033   | SALAMEH George          | 1976          | LIB      | 1:07.62 | 14.25 | 55   |       |       |
| 56          | 87  | 240082   | MAROSI Attila           | 1982          | HUN      | 1:07.67 | 14.30 | 56   |       |       |
| 57          | 85  | 120024   | GUANGXU Li              | 1985          | CHN      | 1:08.84 | 15.47 | 57   |       |       |
| 58          | 94  | 780002   | RUMIANCEV Vitalij       | 1985          | LTU      | 1:09.19 | 15.82 | 58   |       |       |
| 59          | 96  | 770012   | BORISOV Ivan            | 1979          | KGZ      | 1:09.54 | 16.17 | 59   |       |       |
| 60          | 95  | 740018   | SARKAKHYAN Abraham      | 1986          | ARM      | 1:10.69 | 17.32 | 60   |       |       |
| 61          | 93  | 210017   | ERMETOV Kayrat          | 1984          | UZB      | 1:13.19 | 19.82 | 61   |       |       |
| 62          | 44  | 300466   | IKUTA Yasuhiro          | 1979          | JPN      | 1:15.19 | 21.82 | 62   |       |       |



OFFICIAL RESULTS / RÉSULTATS OFFICIELS


SESTRIERE COLLE SAT 25 FEB 2006 / SAM 25 FEV 2006 START TIME / DÉBUT 18:30

| Jury                     |                 |     | Technical Data             |                     |     |
|--------------------------|-----------------|-----|----------------------------|---------------------|-----|
| <b>TD FIS</b>            | BERTHOD Martin  | SUI | <b>Course Name</b>         | Giovanni A. Agnelli |     |
| <b>Referee</b>           | HUJARA Guenter  | FIS | <b>Start Altitude</b>      | 2240 m              |     |
| <b>Chief of Race</b>     | ARIGONI Mauro   | ITA | <b>Finish Altitude</b>     | 2030 m              |     |
| <b>Start Referee</b>     | BOTTEN Ingar    | NOR | <b>Vertical Drop</b>       | 210 m               |     |
| <b>Finish Referee</b>    | FISCHER Andreas | GER | <b>Homologation Number</b> | 5564/74/00          |     |
| Race Information 1st Run |                 |     | Race Information 2nd Run   |                     |     |
| <b>Course Setter</b>     | EHN Gert        | AUT | <b>Course Setter</b>       | JOVAN Vincencij     | CRO |
| <b>Number of Gates</b>   | 62              |     | <b>Number of Gates</b>     | 64                  |     |
| <b>Turning Gates</b>     | 62              |     | <b>Turning Gates</b>       | 62                  |     |
| <b>Start Time</b>        | 15:00           |     | <b>Start Time</b>          | 18:30               |     |
| <b>Forerunners</b>       | A – G. RAZZOLI  | ITA | <b>Forerunners</b>         | A – G. RAZZOLI      | ITA |
|                          | B – L. MORETTI  | ITA |                            | B – L. MORETTI      | ITA |
|                          | C – G. OLIVERO  | ITA |                            | C – G. OLIVERO      | ITA |

Weather: Cloudy Snow: Hard Packed Variable Temperature – Start: -7.1 °C / 19.2 °F Finish: -7.7 °C / 18.1 °F F-factor: 600

Number of Competitors: 97

| Rank | Bib | FIS Code | Name                 | Year of Birth | NOC Code | Run 1 | Run 2 | Total   | Diff. | Race Points |
|------|-----|----------|----------------------|---------------|----------|-------|-------|---------|-------|-------------|
| 1    | 6   | 50625    | RAICH Benjamin       | 1978          | AUT      | 53.37 | 49.77 | 1:43.14 |       | 0.00        |
| 2    | 14  | 50605    | HERBST Reinfried     | 1978          | AUT      | 53.55 | 50.42 | 1:43.97 | 0.83  | 4.83        |
| 3    | 4   | 50547    | SCHOENFELDER Rainer  | 1977          | AUT      | 54.03 | 50.12 | 1:44.15 | 1.01  | 5.88        |
| 4    | 11  | 300804   | MINAGAWA Kentaro     | 1977          | JPN      | 53.44 | 50.74 | 1:44.18 | 1.04  | 6.05        |
| 4    | 5   | 501017   | MYHRER Andre         | 1983          | SWE      | 53.95 | 50.23 | 1:44.18 | 1.04  | 6.05        |
| 6    | 13  | 380260   | KOSTELIC Ivica       | 1979          | CRO      | 54.43 | 50.02 | 1:44.45 | 1.31  | 7.62        |
| 7    | 39  | 301709   | YUASA Naoki          | 1983          | JPN      | 54.76 | 49.81 | 1:44.57 | 1.43  | 8.32        |
| 8    | 23  | 500499   | BROLENIUS Johan      | 1977          | SWE      | 54.37 | 50.44 | 1:44.81 | 1.67  | 9.71        |
| 9    | 15  | 100115   | GRANDI Thomas        | 1972          | CAN      | 53.64 | 51.20 | 1:44.84 | 1.70  | 9.89        |
| 10   | 25  | 500124   | HANSSON Martin       | 1975          | SWE      | 54.50 | 50.74 | 1:45.24 | 2.10  | 12.22       |
| 11   | 24  | 190915   | BOURGEAT Pierrick    | 1976          | FRA      | 54.45 | 51.03 | 1:45.48 | 2.34  | 13.61       |
| 12   | 38  | 534040   | COCHRAN James        | 1981          | USA      | 54.49 | 51.19 | 1:45.68 | 2.54  | 14.78       |
| 13   | 34  | 560230   | GRUBELNIK Drago      | 1976          | SLO      | 54.87 | 50.82 | 1:45.69 | 2.55  | 14.83       |
| 14   | 50  | 510997   | BERTHOD Marc         | 1983          | SUI      | 56.22 | 49.78 | 1:46.00 | 2.86  | 16.64       |
| 15   | 22  | 510890   | ZURBRIGGEN Silvan    | 1981          | SUI      | 55.17 | 50.93 | 1:46.10 | 2.96  | 17.22       |
| 16   | 33  | 220044   | BAXTER Alain         | 1973          | GBR      | 54.93 | 51.22 | 1:46.15 | 3.01  | 17.51       |
| 17   | 21  | 102435   | JANYK Michael        | 1982          | CAN      | 55.32 | 50.87 | 1:46.19 | 3.05  | 17.74       |
| 18   | 30  | 531557   | KNIGHT Chip          | 1975          | USA      | 54.71 | 51.55 | 1:46.26 | 3.12  | 18.15       |
| 19   | 31  | 560425   | VAJDIC Bernard       | 1980          | SLO      | 55.16 | 51.27 | 1:46.43 | 3.29  | 19.14       |
| 20   | 47  | 220083   | BAXTER Noel          | 1981          | GBR      | 56.07 | 51.15 | 1:47.22 | 4.08  | 23.73       |
| 21   | 49  | 150495   | VRABLIK Martin       | 1982          | CZE      | 56.01 | 51.39 | 1:47.40 | 4.26  | 24.78       |
| 22   | 45  | 250127   | BJOERGVINSSON B.     | 1980          | ISL      | 57.07 | 54.16 | 1:51.23 | 8.09  | 47.06       |
| 23   | 56  | 230080   | DIMITRIADIS Vassilis | 1978          | GRE      | 57.38 | 54.00 | 1:51.38 | 8.24  | 47.93       |





OFFICIAL RESULTS / RÉSULTATS OFFICIELS

SESTRIERE COLLE SAT 25 FEB 2006 / SAM 25 FEV 2006 START TIME / DÉBUT 18:30

Number of Competitors: 97


| Rank | Bib | FIS Code | Name                   | Year of Birth | NOC Code | Run 1   | Run 2   | Total   | Diff. | Race Points |
|------|-----|----------|------------------------|---------------|----------|---------|---------|---------|-------|-------------|
| 24   | 71  | 700724   | BABUSIAK Jaroslav      | 1984          | SVK      | 58.51   | 53.55   | 1:52.06 | 8.92  | 51.89       |
| 25   | 57  | 90047    | GEORGIEV Stefan        | 1977          | BUL      | 58.30   | 54.25   | 1:52.55 | 9.41  | 54.74       |
| 26   | 73  | 700037   | HEIMSCHILD Ivan        | 1980          | SVK      | 59.67   | 54.31   | 1:53.98 | 10.84 | 63.06       |
| 27   | 74  | 20174    | VIDOSA Roger           | 1984          | AND      | 59.87   | 54.16   | 1:54.03 | 10.89 | 63.35       |
| 28   | 52  | 250193   | OSKARSSON Kristjan Uni | 1984          | ISL      | 58.92   | 55.78   | 1:54.70 | 11.56 | 67.25       |
| 29   | 69  | 480752   | KONOVALOV Anton        | 1985          | RUS      | 59.53   | 55.18   | 1:54.71 | 11.57 | 67.31       |
| 30   | 75  | 710264   | SCHAFFERER Marco       | 1984          | BIH      | 1:01.11 | 56.06   | 1:57.17 | 14.03 | 81.62       |
| 31   | 60  | 410188   | ROSS Mickey            | 1980          | NZL      | 1:03.30 | 54.50   | 1:57.80 | 14.66 | 85.28       |
| 32   | 84  | 680041   | ABRAMASHVILI Iason     | 1988          | GEO      | 1:01.84 | 56.83   | 1:58.67 | 15.53 | 90.34       |
| 33   | 63  | 380292   | ZRNCIC-DIM Natko       | 1986          | CRO      | 57.69   | 1:01.34 | 1:59.03 | 15.89 | 92.44       |
| 34   | 82  | 370022   | JENOT Olivier          | 1988          | MON      | 1:03.85 | 55.28   | 1:59.13 | 15.99 | 93.02       |
| 35   | 59  | 250219   | VALSSON Kristinn Ingi  | 1985          | ISL      | 1:03.27 | 56.53   | 1:59.80 | 16.66 | 96.92       |
| 36   | 78  | 690013   | SKRIABIN Nikolay       | 1978          | UKR      | 1:01.98 | 57.98   | 1:59.96 | 16.82 | 97.85       |
| 37   | 79  | 280020   | REZHIN Mikail          | 1978          | ISR      | 1:01.83 | 58.90   | 2:00.73 | 17.59 | 102.33      |
| 38   | 91  | 160044   | CHRISTODOULOU T.       | 1977          | CYP      | 1:05.58 | 1:00.97 | 2:06.55 | 23.41 | 136.18      |
| 39   | 37  | 290982   | SCHMID Hannes Paul     | 1980          | ITA      | 55.26   | 1:13.37 | 2:08.63 | 25.49 | 148.28      |
| 40   | 83  | 520063   | SARE Hamit             | 1982          | TUR      | 1:07.57 | 1:01.56 | 2:09.13 | 25.99 | 151.19      |
| 41   | 81  | 260007   | SAVEH SHEMSHAKI A.     | 1972          | IRI      | 1:07.57 | 1:01.99 | 2:09.56 | 26.42 | 153.69      |
| 42   | 87  | 240082   | MAROSI Attila          | 1982          | HUN      | 1:07.67 | 1:02.61 | 2:10.28 | 27.14 | 157.88      |
| 43   | 92  | 340033   | SALAMEH George         | 1976          | LIB      | 1:07.62 | 1:03.99 | 2:11.61 | 28.47 | 165.62      |
| 44   | 94  | 780002   | RUMIANCEV Vitalij      | 1985          | LTU      | 1:09.19 | 1:04.27 | 2:13.46 | 30.32 | 176.38      |
| 45   | 95  | 740018   | SARKAKHYAN Abraham     | 1986          | ARM      | 1:10.69 | 1:05.52 | 2:16.21 | 33.07 | 192.38      |
| 46   | 93  | 210017   | ERMETOV Kayrat         | 1984          | UZB      | 1:13.19 | 1:07.69 | 2:20.88 | 37.74 | 219.55      |
| 47   | 44  | 300466   | IKUTA Yasuhiro         | 1979          | JPN      | 1:15.19 | 1:08.09 | 2:23.28 | 40.14 | 233.51      |

DID NOT START RUN 1: 4 competitors

|    |        |                   |      |     |
|----|--------|-------------------|------|-----|
| 2  | 191139 | VIDAL Jean-Pierre | 1977 | FRA |
| 58 | 150398 | BANK Ondrej       | 1980 | CZE |
| 65 | 480535 | CHESTAKOV Pavel   | 1980 | RUS |
| 89 | 390018 | OPRJA Deyvid      | 1982 | EST |

DID NOT FINISH RUN 1: 30 competitors

|    |        |                    |      |     |
|----|--------|--------------------|------|-----|
| 1  | 290478 | ROCCA Giorgio      | 1975 | ITA |
| 8  | 500656 | LARSSON Markus     | 1979 | SWE |
| 9  | 200251 | VOGL Alois         | 1972 | GER |
| 12 | 191425 | TISSOT Stephane    | 1979 | FRA |
| 17 | 532431 | MILLER Bode        | 1977 | USA |
| 18 | 50707  | MATT Mario         | 1979 | AUT |
| 19 | 292491 | MOELGG Manfred     | 1982 | ITA |
| 20 | 290732 | THALER Patrick     | 1978 | ITA |
| 29 | 420069 | BURAAS Hans-Petter | 1975 | NOR |
| 32 | 101895 | ROY Jean-Philippe  | 1979 | CAN |
| 35 | 421400 | MYHRE Lars         | 1984 | NOR |
| 40 | 40255  | BRAUER Jono        | 1981 | AUS |




**OFFICIAL RESULTS / RÉSULTATS OFFICIELS**

SESTRIERE COLLE SAT 25 FEB 2006 / SAM 25 FEV 2006 START TIME / DÉBUT 18:30

**Number of Competitors: 97**

| Rank | Bib | FIS Code | Name                           | Year of Birth | NOC Code | Run 1 | Run 2 | Total | Diff. | Race Points |
|------|-----|----------|--------------------------------|---------------|----------|-------|-------|-------|-------|-------------|
|      | 42  | 560355   | <b>VALENCIC Mitja</b>          | 1978          | SLO      |       |       |       |       |             |
|      | 43  | 220648   | <b>LEUZINGER James</b>         | 1982          | GBR      |       |       |       |       |             |
|      | 46  | 30149    | <b>SIMARI BIRKNER Cristian</b> | 1980          | ARG      |       |       |       |       |             |
|      | 48  | 560406   | <b>GORZA Ales</b>              | 1980          | SLO      |       |       |       |       |             |
|      | 51  | 180430   | <b>RAJALA Jukka</b>            | 1982          | FIN      |       |       |       |       |             |
|      | 54  | 480678   | <b>ULIANOV Dmitrij</b>         | 1983          | RUS      |       |       |       |       |             |
|      | 61  | 380290   | <b>SAMSAL Dalibor</b>          | 1985          | CRO      |       |       |       |       |             |
|      | 62  | 150644   | <b>KRYZL Krystof</b>           | 1986          | CZE      |       |       |       |       |             |
|      | 64  | 90103    | <b>SEDIANKOV Mihail</b>        | 1982          | BUL      |       |       |       |       |             |
|      | 66  | 480736   | <b>HOROSHILOV Alexandr</b>     | 1984          | RUS      |       |       |       |       |             |
|      | 70  | 20081    | <b>ANTOR Alex</b>              | 1979          | AND      |       |       |       |       |             |
|      | 72  | 380296   | <b>MARINELLI Danko</b>         | 1987          | CRO      |       |       |       |       |             |
|      | 76  | 250157   | <b>PALSSON Sindri M.</b>       | 1982          | ISL      |       |       |       |       |             |
|      | 77  | 570012   | <b>HEATH Alexander</b>         | 1978          | RSA      |       |       |       |       |             |
|      | 86  | 670023   | <b>RYABCHENKO Victor</b>       | 1982          | KAZ      |       |       |       |       |             |
|      | 88  | 470003   | <b>SECK Leyti</b>              | 1981          | SEN      |       |       |       |       |             |
|      | 90  | 940000   | <b>RAZANAKOLONA Mathieu</b>    | 1986          | MAD      |       |       |       |       |             |
|      | 97  | 800013   | <b>TOLA Erjon</b>              | 1986          | ALB      |       |       |       |       |             |

**DISQUALIFIED RUN 1: 1 competitor**


|   |        |                   |      |     |        |            |
|---|--------|-------------------|------|-----|--------|------------|
| 7 | 534562 | <b>LIGETY Ted</b> | 1984 | USA | Gate 6 | Rule 629.3 |
|---|--------|-------------------|------|-----|--------|------------|

**DID NOT FINISH RUN 2: 11 competitors**

|    |        |                             |      |     |  |  |
|----|--------|-----------------------------|------|-----|--|--|
| 10 | 301312 | <b>SASAKI Akira</b>         | 1981 | JPN |  |  |
| 16 | 421328 | <b>SVINDAL Aksel Lund</b>   | 1982 | NOR |  |  |
| 26 | 510993 | <b>ALBRECHT Daniel</b>      | 1983 | SUI |  |  |
| 27 | 201702 | <b>NEUREUTHER Felix</b>     | 1984 | GER |  |  |
| 28 | 102456 | <b>BIGGS Patrick</b>        | 1982 | CAN |  |  |
| 36 | 192665 | <b>GRANGE Jean-Baptiste</b> | 1984 | FRA |  |  |
| 41 | 150594 | <b>TREJBAL Filip</b>        | 1985 | CZE |  |  |
| 55 | 430194 | <b>KALWA Michal</b>         | 1978 | POL |  |  |
| 67 | 90109  | <b>TODOROV Dean</b>         | 1983 | BUL |  |  |
| 80 | 750068 | <b>MARKOVSKI Gjorgi</b>     | 1986 | MKD |  |  |
| 85 | 120024 | <b>GUANGXU Li</b>           | 1985 | CHN |  |  |

**DISQUALIFIED RUN 2: 4 competitors**

|    |        |                        |      |     |        |            |
|----|--------|------------------------|------|-----|--------|------------|
| 3  | 180251 | <b>PALANDER Kalle</b>  | 1977 | FIN | Gate 2 | Rule 629.3 |
| 53 | 320139 | <b>KANG Min Heuk</b>   | 1981 | KOR |        | Rule 629.3 |
| 68 | 310386 | <b>VUKOVIC Zelimir</b> | 1983 | SCG |        | Rule 629.3 |
| 96 | 770012 | <b>BORISOV Ivan</b>    | 1979 | KGZ |        | Rule 629.3 |





OFFICIAL RESULTS / RÉSULTATS OFFICIELS

SESTRIERE COLLE SAT 25 FEB 2006 / SAM 25 FEV 2006 START TIME / DÉBUT 18:30

**Reason for disqualification:**

629.3 Did not pass through a gate correctly (art. 661.4)

Technical Delegate:  
**BERTHOD, Martin (SUI) #453**




**PENALTY CALCULATION / CALCUL DE LA PÉNALITÉ**

SESTRIERE COLLE SAT 25 FEB 2006 / SAM 25 FEV 2006 START TIME / DÉBUT 18:30

**Best 10 at Finish**

| Rank | Bib | FIS Code | Name                | NOC Code | FIS Points | Best 5 | Race Points |
|------|-----|----------|---------------------|----------|------------|--------|-------------|
| 1    | 6   | 50625    | RAICH Benjamin      | AUT      | 1.69       | 1.69   | 0.00        |
| 2    | 14  | 50605    | HERBST Reinfried    | AUT      | 4.56       | 4.56   | 4.83        |
| 3    | 4   | 50547    | SCHOENFELDER Rainer | AUT      | 3.57       | 3.57   | 5.88        |
| 4    | 11  | 300804   | MINAGAWA Kentaro    | JPN      | 4.92       |        |             |
| 4    | 5   | 501017   | MYHRER Andre        | SWE      | 4.01       | 4.01   | 6.05        |
| 6    | 13  | 380260   | KOSTELIC Ivica      | CRO      | 4.88       |        |             |
| 7    | 39  | 301709   | YUASA Naoki         | JPN      | 9.50       |        |             |
| 8    | 23  | 500499   | BROLENIUS Johan     | SWE      | 5.57       |        |             |
| 9    | 15  | 100115   | GRANDI Thomas       | CAN      | 4.26       | 4.26   | 9.89        |
| 10   | 25  | 500124   | HANSSON Martin      | SWE      | 5.74       |        |             |

**Best 5 FIS Points at Start**

| Rank | Bib | FIS Code | Name                | NOC Code | FIS Points |
|------|-----|----------|---------------------|----------|------------|
| DNF  | 1   | 290478   | ROCCA Giorgio       | ITA      | 0.00       |
| 1    | 6   | 50625    | RAICH Benjamin      | AUT      | 1.69       |
| DSQ  | 3   | 180251   | PALANDER Kalle      | FIN      | 2.18       |
| DSQ  | 7   | 534562   | LIGETY Ted          | USA      | 3.11       |
| 3    | 4   | 50547    | SCHOENFELDER Rainer | AUT      | 3.57       |

**TOTALS:**

|  |       |       |       |
|--|-------|-------|-------|
| FIS Points of Best 5 at Start (B)            | 10.55 |       |       |
| FIS Points of Best at Finish in Top 10 (A)   |       | 18.09 |       |
| Race Points of Corresponding Competitors (C) |       |       | 26.65 |
| Calculated Penalty (A+B-C) : 10 =>           | 0.199 |       |       |
| Category Adder                               | 0.00  |       |       |
| Rounded                                      | 0.20  |       |       |
| Correction Value (Z)                         | 0.40  |       |       |
| Calculated Penalty                           | -0.20 |       |       |
| Penalty Applied                              | 0.00  |       |       |

 Technical Delegate:  
 BERTHOD, Martin (SUI) #453


**LEGEND:**

DNF Did not finish DNS Did not start DSQ Disqualified




**PERFORMANCE ANALYSIS BY RANK / ANALYSE DES PERFORMANCES PAR RANG**

SESTRIERE COLLE SAT 25 FEB 2006 / SAM 25 FEV 2006 START TIME / DÉBUT 18:30

Number of Competitors: 47

| Rank | Bib | Name                | NOC | Positions |       |         | Partials |        |         | Difference<br>Time |      |      |
|------|-----|---------------------|-----|-----------|-------|---------|----------|--------|---------|--------------------|------|------|
|      |     |                     |     | Pos       | Time  | Rank    | Pos      | Time   | Rank    |                    |      |      |
| 1    | 6   | RAICH Benjamin      | AUT | Run1:     | Int1: | 20.21   | (1)      | I1-I2: | 17.75   | (5)                | 0.00 |      |
|      |     |                     |     |           | Int2: | 37.96   | (3)      |        | I2-Fin: | 15.41              | (1)  | 0.19 |
|      |     |                     |     |           | Fin:  | 53.37   | (1)      |        |         |                    |      | 0.00 |
|      |     |                     |     | Run2:     | Int1: | 18.75   | (3)      | I1-I2: | 17.80   | (9)                | 0.43 |      |
|      |     |                     |     |           | Int2: | 36.55   | (4)      |        | I2-Fin: | 13.22              | (1)  | 0.73 |
|      |     |                     |     |           | Fin:  | 49.77   | (1)      |        |         |                    |      | 0.00 |
|      |     |                     |     | Total:    | Int1: | 1:12.12 | (1)      |        |         |                    | 0.00 |      |
|      |     |                     |     |           | Int2: | 1:29.92 | (1)      |        |         |                    | 0.00 |      |
|      |     |                     |     |           | Fin:  | 1:43.14 | (1)      |        |         |                    | 0.00 |      |
| 2    | 14  | HERBST Reinfried    | AUT | Run1:     | Int1: | 20.66   | (9)      | I1-I2: | 17.30   | (1)                | 0.45 |      |
|      |     |                     |     |           | Int2: | 37.96   | (3)      |        | I2-Fin: | 15.59              | (4)  | 0.19 |
|      |     |                     |     |           | Fin:  | 53.55   | (3)      |        |         |                    |      | 0.18 |
|      |     |                     |     | Run2:     | Int1: | 19.08   | (9)      | I1-I2: | 17.61   | (4)                | 0.76 |      |
|      |     |                     |     |           | Int2: | 36.69   | (7)      |        | I2-Fin: | 13.73              | (13) | 0.87 |
|      |     |                     |     |           | Fin:  | 50.42   | (7)      |        |         |                    |      | 0.65 |
|      |     |                     |     | Total:    | Int1: | 1:12.63 | (2)      |        |         |                    | 0.51 |      |
|      |     |                     |     |           | Int2: | 1:30.24 | (2)      |        |         |                    | 0.32 |      |
|      |     |                     |     |           | Fin:  | 1:43.97 | (2)      |        |         |                    | 0.83 |      |
| 3    | 4   | SCHOENFELDER Rainer | AUT | Run1:     | Int1: | 20.54   | (6)      | I1-I2: | 17.77   | (7)                | 0.33 |      |
|      |     |                     |     |           | Int2: | 38.31   | (6)      |        | I2-Fin: | 15.72              | (7)  | 0.54 |
|      |     |                     |     |           | Fin:  | 54.03   | (6)      |        |         |                    |      | 0.66 |
|      |     |                     |     | Run2:     | Int1: | 19.12   | (12)     | I1-I2: | 17.54   | (3)                | 0.80 |      |
|      |     |                     |     |           | Int2: | 36.66   | (5)      |        | I2-Fin: | 13.46              | (2)  | 0.84 |
|      |     |                     |     |           | Fin:  | 50.12   | (5)      |        |         |                    |      | 0.35 |
|      |     |                     |     | Total:    | Int1: | 1:13.15 | (7)      |        |         |                    | 1.03 |      |
|      |     |                     |     |           | Int2: | 1:30.69 | (4)      |        |         |                    | 0.77 |      |
|      |     |                     |     |           | Fin:  | 1:44.15 | (3)      |        |         |                    | 1.01 |      |
| 4    | 11  | MINAGAWA Kentaro    | JPN | Run1:     | Int1: | 20.37   | (2)      | I1-I2: | 17.57   | (3)                | 0.16 |      |
|      |     |                     |     |           | Int2: | 37.94   | (2)      |        | I2-Fin: | 15.50              | (3)  | 0.17 |
|      |     |                     |     |           | Fin:  | 53.44   | (2)      |        |         |                    |      | 0.07 |
|      |     |                     |     | Run2:     | Int1: | 19.24   | (14)     | I1-I2: | 17.86   | (10)               | 0.92 |      |
|      |     |                     |     |           | Int2: | 37.10   | (11)     |        | I2-Fin: | 13.64              | (7)  | 1.28 |
|      |     |                     |     |           | Fin:  | 50.74   | (9)      |        |         |                    |      | 0.97 |
|      |     |                     |     | Total:    | Int1: | 1:12.68 | (3)      |        |         |                    | 0.56 |      |
|      |     |                     |     |           | Int2: | 1:30.54 | (3)      |        |         |                    | 0.62 |      |
|      |     |                     |     |           | Fin:  | 1:44.18 | (4)      |        |         |                    | 1.04 |      |
| 4    | 5   | MYHRER Andre        | SWE | Run1:     | Int1: | 20.60   | (8)      | I1-I2: | 17.76   | (6)                | 0.39 |      |
|      |     |                     |     |           | Int2: | 38.36   | (7)      |        | I2-Fin: | 15.59              | (4)  | 0.59 |
|      |     |                     |     |           | Fin:  | 53.95   | (5)      |        |         |                    |      | 0.58 |
|      |     |                     |     | Run2:     | Int1: | 19.11   | (11)     | I1-I2: | 17.66   | (6)                | 0.79 |      |
|      |     |                     |     |           | Int2: | 36.77   | (8)      |        | I2-Fin: | 13.46              | (2)  | 0.95 |
|      |     |                     |     |           | Fin:  | 50.23   | (6)      |        |         |                    |      | 0.46 |
|      |     |                     |     | Total:    | Int1: | 1:13.06 | (4)      |        |         |                    | 0.94 |      |
|      |     |                     |     |           | Int2: | 1:30.72 | (5)      |        |         |                    | 0.80 |      |
|      |     |                     |     |           | Fin:  | 1:44.18 | (4)      |        |         |                    | 1.04 |      |


**PERFORMANCE ANALYSIS BY RANK / ANALYSE DES PERFORMANCES PAR RANG**

SESTRIERE COLLE SAT 25 FEB 2006 / SAM 25 FEV 2006 START TIME / DÉBUT 18:30

Number of Competitors: 47

| Rank | Bib | Name            | NOC | Positions |       |         | Partials |        |         | Difference |      |      |
|------|-----|-----------------|-----|-----------|-------|---------|----------|--------|---------|------------|------|------|
|      |     |                 |     | Pos       | Time  | Rank    | Pos      | Time   | Rank    | Time       |      |      |
| 6    | 13  | KOSTELIC Ivica  | CRO | Run1:     | Int1: | 20.67   | (10)     | I1-I2: | 18.31   | (17)       | 0.46 |      |
|      |     |                 |     |           | Int2: | 38.98   | (14)     |        | I2-Fin: | 15.45      | (2)  | 1.21 |
|      |     |                 |     |           | Fin:  | 54.43   | (8)      |        |         |            |      | 1.06 |
|      |     |                 |     | Run2:     | Int1: | 19.04   | (8)      | I1-I2: | 17.45   | (1)        | 0.72 |      |
|      |     |                 |     |           | Int2: | 36.49   | (3)      |        | I2-Fin: | 13.53      | (5)  | 0.67 |
|      |     |                 |     |           | Fin:  | 50.02   | (4)      |        |         |            |      | 0.25 |
|      |     |                 |     | Total:    | Int1: | 1:13.47 | (9)      |        |         |            | 1.35 |      |
|      |     |                 |     |           | Int2: | 1:30.92 | (7)      |        |         |            | 1.00 |      |
|      |     |                 |     |           | Fin:  | 1:44.45 | (6)      |        |         |            | 1.31 |      |
| 7    | 39  | YUASA Naoki     | JPN | Run1:     | Int1: | 20.53   | (5)      | I1-I2: | 18.10   | (12)       | 0.32 |      |
|      |     |                 |     |           | Int2: | 38.63   | (10)     |        | I2-Fin: | 16.13      | (15) | 0.86 |
|      |     |                 |     |           | Fin:  | 54.76   | (13)     |        |         |            |      | 1.39 |
|      |     |                 |     | Run2:     | Int1: | 18.38   | (2)      | I1-I2: | 17.88   | (12)       | 0.06 |      |
|      |     |                 |     |           | Int2: | 36.26   | (2)      |        | I2-Fin: | 13.55      | (6)  | 0.44 |
|      |     |                 |     |           | Fin:  | 49.81   | (3)      |        |         |            |      | 0.04 |
|      |     |                 |     | Total:    | Int1: | 1:13.14 | (6)      |        |         |            | 1.02 |      |
|      |     |                 |     |           | Int2: | 1:31.02 | (8)      |        |         |            | 1.10 |      |
|      |     |                 |     |           | Fin:  | 1:44.57 | (7)      |        |         |            | 1.43 |      |
| 8    | 23  | BROLENIUS Johan | SWE | Run1:     | Int1: | 20.84   | (14)     | I1-I2: | 17.73   | (4)        | 0.63 |      |
|      |     |                 |     |           | Int2: | 38.57   | (8)      |        | I2-Fin: | 15.80      | (10) | 0.80 |
|      |     |                 |     |           | Fin:  | 54.37   | (7)      |        |         |            |      | 1.00 |
|      |     |                 |     | Run2:     | Int1: | 18.89   | (5)      | I1-I2: | 17.77   | (8)        | 0.57 |      |
|      |     |                 |     |           | Int2: | 36.66   | (5)      |        | I2-Fin: | 13.78      | (14) | 0.84 |
|      |     |                 |     |           | Fin:  | 50.44   | (8)      |        |         |            |      | 0.67 |
|      |     |                 |     | Total:    | Int1: | 1:13.26 | (8)      |        |         |            | 1.14 |      |
|      |     |                 |     |           | Int2: | 1:31.03 | (9)      |        |         |            | 1.11 |      |
|      |     |                 |     |           | Fin:  | 1:44.81 | (8)      |        |         |            | 1.67 |      |
| 9    | 15  | GRANDI Thomas   | CAN | Run1:     | Int1: | 20.56   | (7)      | I1-I2: | 17.32   | (2)        | 0.35 |      |
|      |     |                 |     |           | Int2: | 37.88   | (1)      |        | I2-Fin: | 15.76      | (8)  | 0.11 |
|      |     |                 |     |           | Fin:  | 53.64   | (4)      |        |         |            |      | 0.27 |
|      |     |                 |     | Run2:     | Int1: | 19.46   | (20)     | I1-I2: | 17.74   | (7)        | 1.14 |      |
|      |     |                 |     |           | Int2: | 37.20   | (13)     |        | I2-Fin: | 14.00      | (20) | 1.38 |
|      |     |                 |     |           | Fin:  | 51.20   | (17)     |        |         |            |      | 1.43 |
|      |     |                 |     | Total:    | Int1: | 1:13.10 | (5)      |        |         |            | 0.98 |      |
|      |     |                 |     |           | Int2: | 1:30.84 | (6)      |        |         |            | 0.92 |      |
|      |     |                 |     |           | Fin:  | 1:44.84 | (9)      |        |         |            | 1.70 |      |
| 10   | 25  | HANSSON Martin  | SWE | Run1:     | Int1: | 20.42   | (3)      | I1-I2: | 17.88   | (9)        | 0.21 |      |
|      |     |                 |     |           | Int2: | 38.30   | (5)      |        | I2-Fin: | 16.20      | (19) | 0.53 |
|      |     |                 |     |           | Fin:  | 54.50   | (11)     |        |         |            |      | 1.13 |
|      |     |                 |     | Run2:     | Int1: | 19.10   | (10)     | I1-I2: | 17.86   | (10)       | 0.78 |      |
|      |     |                 |     |           | Int2: | 36.96   | (10)     |        | I2-Fin: | 13.78      | (14) | 1.14 |
|      |     |                 |     |           | Fin:  | 50.74   | (9)      |        |         |            |      | 0.97 |
|      |     |                 |     | Total:    | Int1: | 1:13.60 | (10)     |        |         |            | 1.48 |      |
|      |     |                 |     |           | Int2: | 1:31.46 | (10)     |        |         |            | 1.54 |      |
|      |     |                 |     |           | Fin:  | 1:45.24 | (10)     |        |         |            | 2.10 |      |


**PERFORMANCE ANALYSIS BY RANK / ANALYSE DES PERFORMANCES PAR RANG**

SESTRIERE COLLE SAT 25 FEB 2006 / SAM 25 FEV 2006 START TIME / DÉBUT 18:30

Number of Competitors: 47

| Rank | Bib | Name                     | NOC | Positions |       |         | Partials |        |         | Difference<br>Time |         |         |      |      |
|------|-----|--------------------------|-----|-----------|-------|---------|----------|--------|---------|--------------------|---------|---------|------|------|
|      |     |                          |     | Pos       | Time  | Rank    | Pos      | Time   | Rank    |                    |         |         |      |      |
| 11   | 24  | <b>BOURGEAT Pierrick</b> | FRA | Run1:     | Int1: | 20.51   | (4)      | I1-I2: | 18.18   | (13)               | 0.30    |         |      |      |
|      |     |                          |     |           | Int2: | 38.69   | (12)     |        | I2-Fin: | 15.76              |         | (8)     | 0.92 |      |
|      |     |                          |     |           | Fin:  | 54.45   | (9)      |        | 0.84    |                    |         |         |      |      |
|      |     |                          |     | Run2:     | Int1: | 19.16   | (13)     | I1-I2: |         | 18.18              | (18)    | 1.52    |      |      |
|      |     |                          |     |           | Int2: | 37.34   | (14)     |        |         | I2-Fin:            | 13.69   |         | (12) | 1.26 |
|      |     |                          |     |           | Fin:  | 51.03   | (14)     |        | 1.49    |                    |         |         |      |      |
|      |     |                          |     | Total:    | Int1: | 1:13.61 | (11)     | Total: |         | Int2:              | 1:31.79 | (11)    | 1.87 |      |
|      |     |                          |     |           | Int2: | 1:31.79 | (11)     |        |         | 2.34               |         |         |      |      |
|      |     |                          |     |           | Fin:  | 1:45.48 | (11)     |        | 1.49    |                    |         |         |      |      |
| 12   | 38  | <b>COCHRAN James</b>     | USA | Run1:     | Int1: | 20.76   | (13)     | I1-I2: |         | 17.88              | (9)     | 0.55    |      |      |
|      |     |                          |     |           | Int2: | 38.64   | (11)     |        |         | I2-Fin:            | 15.85   |         | (12) | 0.87 |
|      |     |                          |     |           | Fin:  | 54.49   | (10)     |        |         | 1.12               |         |         |      |      |
|      |     |                          |     | Run2:     | Int1: | 19.41   | (19)     | I1-I2: |         |                    | 18.14   | (16)    | 1.09 |      |
|      |     |                          |     |           | Int2: | 37.55   | (19)     |        |         |                    | I2-Fin: | 13.64   |      | (7)  |
|      |     |                          |     |           | Fin:  | 51.19   | (16)     |        |         | 1.42               |         |         |      |      |
|      |     |                          |     | Total:    | Int1: | 1:13.90 | (12)     | Total: |         |                    | Int2:   | 1:32.04 | (13) | 1.78 |
|      |     |                          |     |           | Int2: | 1:32.04 | (13)     |        |         |                    | 2.12    |         |      |      |
|      |     |                          |     |           | Fin:  | 1:45.68 | (12)     |        | 2.54    |                    |         |         |      |      |
| 13   | 34  | <b>GRUBELNIK Drago</b>   | SLO | Run1:     | Int1: | 20.68   | (11)     | I1-I2: |         | 17.89              | (11)    | 0.47    |      |      |
|      |     |                          |     |           | Int2: | 38.57   | (8)      |        |         | I2-Fin:            | 16.30   |         | (22) | 0.80 |
|      |     |                          |     |           | Fin:  | 54.87   | (14)     |        |         | 1.50               |         |         |      |      |
|      |     |                          |     | Run2:     | Int1: | 19.25   | (15)     | I1-I2: |         |                    | 17.91   | (13)    | 0.93 |      |
|      |     |                          |     |           | Int2: | 37.16   | (12)     |        |         |                    | I2-Fin: | 13.66   |      | (10) |
|      |     |                          |     |           | Fin:  | 50.82   | (11)     |        |         | 1.05               |         |         |      |      |
|      |     |                          |     | Total:    | Int1: | 1:14.12 | (14)     | Total: |         |                    | Int2:   | 1:32.03 | (12) | 2.00 |
|      |     |                          |     |           | Int2: | 1:32.03 | (12)     |        |         |                    | 2.11    |         |      |      |
|      |     |                          |     |           | Fin:  | 1:45.69 | (13)     |        | 2.55    |                    |         |         |      |      |
| 14   | 50  | <b>BERTHOD Marc</b>      | SUI | Run1:     | Int1: | 21.40   | (21)     | I1-I2: |         | 18.55              | (21)    | 1.19    |      |      |
|      |     |                          |     |           | Int2: | 39.95   | (22)     |        |         | I2-Fin:            | 16.27   |         | (21) | 2.18 |
|      |     |                          |     |           | Fin:  | 56.22   | (22)     |        |         | 2.85               |         |         |      |      |
|      |     |                          |     | Run2:     | Int1: | 18.32   | (1)      | I1-I2: |         |                    | 17.50   | (2)     | 0.00 |      |
|      |     |                          |     |           | Int2: | 35.82   | (1)      |        |         |                    | I2-Fin: | 13.96   |      | (17) |
|      |     |                          |     |           | Fin:  | 49.78   | (2)      |        |         | 0.01               |         |         |      |      |
|      |     |                          |     | Total:    | Int1: | 1:14.54 | (19)     | Total: |         |                    | Int2:   | 1:32.04 | (13) | 2.42 |
|      |     |                          |     |           | Int2: | 1:32.04 | (13)     |        |         |                    | 2.12    |         |      |      |
|      |     |                          |     |           | Fin:  | 1:46.00 | (14)     |        | 2.86    |                    |         |         |      |      |
| 15   | 22  | <b>ZURBRIGGEN Silvan</b> | SUI | Run1:     | Int1: | 21.09   | (19)     | I1-I2: |         | 18.25              | (14)    | 0.88    |      |      |
|      |     |                          |     |           | Int2: | 39.34   | (19)     |        |         | I2-Fin:            | 15.83   |         | (11) | 1.57 |
|      |     |                          |     |           | Fin:  | 55.17   | (17)     |        |         | 1.80               |         |         |      |      |
|      |     |                          |     | Run2:     | Int1: | 19.81   | (23)     | I1-I2: |         |                    | 17.65   | (5)     | 1.49 |      |
|      |     |                          |     |           | Int2: | 37.46   | (16)     |        |         |                    | I2-Fin: | 13.47   |      | (4)  |
|      |     |                          |     |           | Fin:  | 50.93   | (13)     |        |         | 1.16               |         |         |      |      |
|      |     |                          |     | Total:    | Int1: | 1:14.98 | (20)     | Total: |         |                    | Int2:   | 1:32.63 | (18) | 2.86 |
|      |     |                          |     |           | Int2: | 1:32.63 | (18)     |        |         |                    | 2.71    |         |      |      |
|      |     |                          |     |           | Fin:  | 1:46.10 | (15)     |        | 2.96    |                    |         |         |      |      |


**PERFORMANCE ANALYSIS BY RANK / ANALYSE DES PERFORMANCES PAR RANG**

SESTRIERE COLLE SAT 25 FEB 2006 / SAM 25 FEV 2006 START TIME / DÉBUT 18:30

Number of Competitors: 47

| Rank | Bib | Name           | NOC | Positions |       |         | Partials |        |         | Difference |      |      |
|------|-----|----------------|-----|-----------|-------|---------|----------|--------|---------|------------|------|------|
|      |     |                |     | Pos       | Time  | Rank    | Pos      | Time   | Rank    | Time       |      |      |
| 16   | 33  | BAXTER Alain   | GBR | Run1:     | Int1: | 20.90   | (17)     | I1-I2: | 18.32   | (19)       | 0.69 |      |
|      |     |                |     |           | Int2: | 39.22   | (17)     |        | I2-Fin: | 15.71      | (6)  | 1.45 |
|      |     |                |     |           | Fin:  | 54.93   | (15)     |        |         |            |      | 1.56 |
|      |     |                |     | Run2:     | Int1: | 19.26   | (16)     | I1-I2: | 18.31   | (20)       | 0.94 |      |
|      |     |                |     |           | Int2: | 37.57   | (20)     |        | I2-Fin: | 13.65      | (9)  | 1.75 |
|      |     |                |     |           | Fin:  | 51.22   | (18)     |        |         |            |      | 1.45 |
|      |     |                |     | Total:    | Int1: | 1:14.19 | (15)     |        |         |            | 2.07 |      |
|      |     |                |     |           | Int2: | 1:32.50 | (17)     |        |         |            | 2.58 |      |
|      |     |                |     |           | Fin:  | 1:46.15 | (16)     |        |         |            | 3.01 |      |
| 17   | 21  | JANYK Michael  | CAN | Run1:     | Int1: | 20.93   | (18)     | I1-I2: | 18.25   | (14)       | 0.72 |      |
|      |     |                |     |           | Int2: | 39.18   | (16)     |        | I2-Fin: | 16.14      | (17) | 1.41 |
|      |     |                |     |           | Fin:  | 55.32   | (19)     |        |         |            |      | 1.95 |
|      |     |                |     | Run2:     | Int1: | 18.77   | (4)      | I1-I2: | 18.10   | (15)       | 0.45 |      |
|      |     |                |     |           | Int2: | 36.87   | (9)      |        | I2-Fin: | 14.00      | (20) | 1.05 |
|      |     |                |     |           | Fin:  | 50.87   | (12)     |        |         |            |      | 1.10 |
|      |     |                |     | Total:    | Int1: | 1:14.09 | (13)     |        |         |            | 1.97 |      |
|      |     |                |     |           | Int2: | 1:32.19 | (15)     |        |         |            | 2.27 |      |
|      |     |                |     |           | Fin:  | 1:46.19 | (17)     |        |         |            | 3.05 |      |
| 18   | 30  | KNIGHT Chip    | USA | Run1:     | Int1: | 20.89   | (15)     | I1-I2: | 17.85   | (8)        | 0.68 |      |
|      |     |                |     |           | Int2: | 38.74   | (13)     |        | I2-Fin: | 15.97      | (14) | 0.97 |
|      |     |                |     |           | Fin:  | 54.71   | (12)     |        |         |            |      | 1.34 |
|      |     |                |     | Run2:     | Int1: | 19.52   | (21)     | I1-I2: | 18.06   | (14)       | 1.20 |      |
|      |     |                |     |           | Int2: | 37.58   | (21)     |        | I2-Fin: | 13.97      | (18) | 1.76 |
|      |     |                |     |           | Fin:  | 51.55   | (21)     |        |         |            |      | 1.78 |
|      |     |                |     | Total:    | Int1: | 1:14.23 | (16)     |        |         |            | 2.11 |      |
|      |     |                |     |           | Int2: | 1:32.29 | (16)     |        |         |            | 2.37 |      |
|      |     |                |     |           | Fin:  | 1:46.26 | (18)     |        |         |            | 3.12 |      |
| 19   | 31  | VAJDIC Bernard | SLO | Run1:     | Int1: | 20.89   | (15)     | I1-I2: | 18.37   | (20)       | 0.68 |      |
|      |     |                |     |           | Int2: | 39.26   | (18)     |        | I2-Fin: | 15.90      | (13) | 1.49 |
|      |     |                |     |           | Fin:  | 55.16   | (16)     |        |         |            |      | 1.79 |
|      |     |                |     | Run2:     | Int1: | 19.26   | (16)     | I1-I2: | 18.23   | (19)       | 0.94 |      |
|      |     |                |     |           | Int2: | 37.49   | (18)     |        | I2-Fin: | 13.78      | (14) | 1.67 |
|      |     |                |     |           | Fin:  | 51.27   | (19)     |        |         |            |      | 1.50 |
|      |     |                |     | Total:    | Int1: | 1:14.42 | (18)     |        |         |            | 2.30 |      |
|      |     |                |     |           | Int2: | 1:32.65 | (19)     |        |         |            | 2.73 |      |
|      |     |                |     |           | Fin:  | 1:46.43 | (19)     |        |         |            | 3.29 |      |
| 20   | 47  | BAXTER Noel    | GBR | Run1:     | Int1: | 21.29   | (20)     | I1-I2: | 18.65   | (22)       | 1.08 |      |
|      |     |                |     |           | Int2: | 39.94   | (21)     |        | I2-Fin: | 16.13      | (15) | 2.17 |
|      |     |                |     |           | Fin:  | 56.07   | (21)     |        |         |            |      | 2.70 |
|      |     |                |     | Run2:     | Int1: | 19.33   | (18)     | I1-I2: | 18.15   | (17)       | 1.01 |      |
|      |     |                |     |           | Int2: | 37.48   | (17)     |        | I2-Fin: | 13.67      | (11) | 1.66 |
|      |     |                |     |           | Fin:  | 51.15   | (15)     |        |         |            |      | 1.38 |
|      |     |                |     | Total:    | Int1: | 1:15.40 | (22)     |        |         |            | 3.28 |      |
|      |     |                |     |           | Int2: | 1:33.55 | (21)     |        |         |            | 3.63 |      |
|      |     |                |     |           | Fin:  | 1:47.22 | (20)     |        |         |            | 4.08 |      |


**PERFORMANCE ANALYSIS BY RANK / ANALYSE DES PERFORMANCES PAR RANG**

SESTRIERE COLLE SAT 25 FEB 2006 / SAM 25 FEV 2006 START TIME / DÉBUT 18:30

Number of Competitors: 47

| Rank | Bib | Name                 | NOC | Positions |       |         | Partials |        |         | Difference |      |      |
|------|-----|----------------------|-----|-----------|-------|---------|----------|--------|---------|------------|------|------|
|      |     |                      |     | Pos       | Time  | Rank    | Pos      | Time   | Rank    | Time       |      |      |
| 21   | 49  | VRABLIK Martin       | CZE | Run1:     | Int1: | 21.43   | (22)     | I1-I2: | 18.27   | (16)       | 1.22 |      |
|      |     |                      |     |           | Int2: | 39.70   | (20)     |        | I2-Fin: | 16.31      | (23) | 1.93 |
|      |     |                      |     |           | Fin:  | 56.01   | (20)     |        |         |            |      | 2.64 |
|      |     |                      |     | Run2:     | Int1: | 19.03   | (7)      | I1-I2: | 18.39   | (21)       | 0.71 |      |
|      |     |                      |     |           | Int2: | 37.42   | (15)     |        | I2-Fin: | 13.97      | (18) | 1.60 |
|      |     |                      |     |           | Fin:  | 51.39   | (20)     |        |         |            |      | 1.62 |
|      |     |                      |     | Total:    | Int1: | 1:15.04 | (21)     |        |         |            | 2.92 |      |
|      |     |                      |     |           | Int2: | 1:33.43 | (20)     |        |         |            | 3.51 |      |
|      |     |                      |     |           | Fin:  | 1:47.40 | (21)     |        |         |            | 4.26 |      |
| 22   | 45  | BJOERGVINSSON B.     | ISL | Run1:     | Int1: | 21.91   | (25)     | I1-I2: | 18.97   | (24)       | 1.70 |      |
|      |     |                      |     |           | Int2: | 40.88   | (23)     |        | I2-Fin: | 16.19      | (18) | 3.11 |
|      |     |                      |     |           | Fin:  | 57.07   | (23)     |        |         |            |      | 3.70 |
|      |     |                      |     | Run2:     | Int1: | 20.59   | (32)     | I1-I2: | 19.25   | (26)       | 2.27 |      |
|      |     |                      |     |           | Int2: | 39.84   | (28)     |        | I2-Fin: | 14.32      | (25) | 4.02 |
|      |     |                      |     |           | Fin:  | 54.16   | (24)     |        |         |            |      | 4.39 |
|      |     |                      |     | Total:    | Int1: | 1:17.66 | (23)     |        |         |            | 5.54 |      |
|      |     |                      |     |           | Int2: | 1:36.91 | (23)     |        |         |            | 6.99 |      |
|      |     |                      |     |           | Fin:  | 1:51.23 | (22)     |        |         |            | 8.09 |      |
| 23   | 56  | DIMITRIADIS Vassilis | GRE | Run1:     | Int1: | 21.79   | (23)     | I1-I2: | 19.21   | (25)       | 1.58 |      |
|      |     |                      |     |           | Int2: | 41.00   | (25)     |        | I2-Fin: | 16.38      | (24) | 3.23 |
|      |     |                      |     |           | Fin:  | 57.38   | (24)     |        |         |            |      | 4.01 |
|      |     |                      |     | Run2:     | Int1: | 20.39   | (27)     | I1-I2: | 19.29   | (27)       | 2.07 |      |
|      |     |                      |     |           | Int2: | 39.68   | (25)     |        | I2-Fin: | 14.32      | (25) | 3.86 |
|      |     |                      |     |           | Fin:  | 54.00   | (23)     |        |         |            |      | 4.23 |
|      |     |                      |     | Total:    | Int1: | 1:17.77 | (25)     |        |         |            | 5.65 |      |
|      |     |                      |     |           | Int2: | 1:37.06 | (24)     |        |         |            | 7.14 |      |
|      |     |                      |     |           | Fin:  | 1:51.38 | (23)     |        |         |            | 8.24 |      |
| 24   | 71  | BABUSIAK Jaroslav    | SVK | Run1:     | Int1: | 22.33   | (28)     | I1-I2: | 19.48   | (28)       | 2.12 |      |
|      |     |                      |     |           | Int2: | 41.81   | (28)     |        | I2-Fin: | 16.70      | (25) | 4.04 |
|      |     |                      |     |           | Fin:  | 58.51   | (27)     |        |         |            |      | 5.14 |
|      |     |                      |     | Run2:     | Int1: | 20.24   | (26)     | I1-I2: | 19.21   | (25)       | 1.92 |      |
|      |     |                      |     |           | Int2: | 39.45   | (23)     |        | I2-Fin: | 14.10      | (22) | 3.63 |
|      |     |                      |     |           | Fin:  | 53.55   | (22)     |        |         |            |      | 3.78 |
|      |     |                      |     | Total:    | Int1: | 1:18.75 | (26)     |        |         |            | 6.63 |      |
|      |     |                      |     |           | Int2: | 1:37.96 | (25)     |        |         |            | 8.04 |      |
|      |     |                      |     |           | Fin:  | 1:52.06 | (24)     |        |         |            | 8.92 |      |
| 25   | 57  | GEORGIEV Stefan      | BUL | Run1:     | Int1: | 22.02   | (26)     | I1-I2: | 19.56   | (29)       | 1.81 |      |
|      |     |                      |     |           | Int2: | 41.58   | (26)     |        | I2-Fin: | 16.72      | (26) | 3.81 |
|      |     |                      |     |           | Fin:  | 58.30   | (26)     |        |         |            |      | 4.93 |
|      |     |                      |     | Run2:     | Int1: | 20.63   | (33)     | I1-I2: | 19.13   | (23)       | 2.31 |      |
|      |     |                      |     |           | Int2: | 39.76   | (27)     |        | I2-Fin: | 14.49      | (27) | 3.94 |
|      |     |                      |     |           | Fin:  | 54.25   | (26)     |        |         |            |      | 4.48 |
|      |     |                      |     | Total:    | Int1: | 1:18.93 | (27)     |        |         |            | 6.81 |      |
|      |     |                      |     |           | Int2: | 1:38.06 | (26)     |        |         |            | 8.14 |      |
|      |     |                      |     |           | Fin:  | 1:52.55 | (25)     |        |         |            | 9.41 |      |


**PERFORMANCE ANALYSIS BY RANK / ANALYSE DES PERFORMANCES PAR RANG**

SESTRIERE COLLE SAT 25 FEB 2006 / SAM 25 FEV 2006 START TIME / DÉBUT 18:30

Number of Competitors: 47

| Rank | Bib | Name               | NOC | Positions |       |         | Partials |        |         | Difference |       |      |
|------|-----|--------------------|-----|-----------|-------|---------|----------|--------|---------|------------|-------|------|
|      |     |                    |     | Pos       | Time  | Rank    | Pos      | Time   | Rank    | Time       |       |      |
| 26   | 73  | HEIMSCHILD Ivan    | SVK | Run1:     | Int1: | 22.71   | (32)     | I1-I2: | 19.91   | (33)       | 2.50  |      |
|      |     |                    |     |           | Int2: | 42.62   | (31)     |        | I2-Fin: | 17.05      | (30)  | 4.85 |
|      |     |                    |     |           | Fin:  | 59.67   | (30)     |        |         |            |       | 6.30 |
|      |     |                    |     | Run2:     | Int1: | 20.53   | (30)     | I1-I2: | 19.61   | (28)       | 2.21  |      |
|      |     |                    |     |           | Int2: | 40.14   | (29)     |        | I2-Fin: | 14.17      | (24)  | 4.32 |
|      |     |                    |     |           | Fin:  | 54.31   | (27)     |        |         |            |       | 4.54 |
|      |     |                    |     | Total:    | Int1: | 1:20.20 | (30)     |        |         |            | 8.08  |      |
|      |     |                    |     |           | Int2: | 1:39.81 | (30)     |        |         |            | 9.89  |      |
|      |     |                    |     |           | Fin:  | 1:53.98 | (26)     |        |         |            | 10.84 |      |
| 27   | 74  | VIDOSA Roger       | AND | Run1:     | Int1: | 23.03   | (33)     | I1-I2: | 19.36   | (26)       | 2.82  |      |
|      |     |                    |     |           | Int2: | 42.39   | (30)     |        | I2-Fin: | 17.48      | (33)  | 4.62 |
|      |     |                    |     |           | Fin:  | 59.87   | (31)     |        |         |            |       | 6.50 |
|      |     |                    |     | Run2:     | Int1: | 20.43   | (29)     | I1-I2: | 19.18   | (24)       | 2.11  |      |
|      |     |                    |     |           | Int2: | 39.61   | (24)     |        | I2-Fin: | 14.55      | (29)  | 3.79 |
|      |     |                    |     |           | Fin:  | 54.16   | (24)     |        |         |            |       | 4.39 |
|      |     |                    |     | Total:    | Int1: | 1:20.30 | (31)     |        |         |            | 8.18  |      |
|      |     |                    |     |           | Int2: | 1:39.48 | (27)     |        |         |            | 9.56  |      |
|      |     |                    |     |           | Fin:  | 1:54.03 | (27)     |        |         |            | 10.89 |      |
| 28   | 52  | OSKARSSON Kristjan | ISL | Run1:     | Int1: | 22.38   | (29)     | I1-I2: | 19.40   | (27)       | 2.17  |      |
|      |     |                    |     |           | Int2: | 41.78   | (27)     |        | I2-Fin: | 17.14      | (31)  | 4.01 |
|      |     |                    |     |           | Fin:  | 58.92   | (28)     |        |         |            |       | 5.55 |
|      |     |                    |     | Run2:     | Int1: | 20.54   | (31)     | I1-I2: | 20.25   | (33)       | 2.22  |      |
|      |     |                    |     |           | Int2: | 40.79   | (32)     |        | I2-Fin: | 14.99      | (34)  | 4.97 |
|      |     |                    |     |           | Fin:  | 55.78   | (31)     |        |         |            |       | 6.01 |
|      |     |                    |     | Total:    | Int1: | 1:19.46 | (28)     |        |         |            | 7.34  |      |
|      |     |                    |     |           | Int2: | 1:39.71 | (29)     |        |         |            | 9.79  |      |
|      |     |                    |     |           | Fin:  | 1:54.70 | (28)     |        |         |            | 11.56 |      |
| 29   | 69  | KONOVALOV Anton    | RUS | Run1:     | Int1: | 22.40   | (30)     | I1-I2: | 19.76   | (30)       | 2.19  |      |
|      |     |                    |     |           | Int2: | 42.16   | (29)     |        | I2-Fin: | 17.37      | (32)  | 4.39 |
|      |     |                    |     |           | Fin:  | 59.53   | (29)     |        |         |            |       | 6.16 |
|      |     |                    |     | Run2:     | Int1: | 20.41   | (28)     | I1-I2: | 19.74   | (30)       | 2.09  |      |
|      |     |                    |     |           | Int2: | 40.15   | (30)     |        | I2-Fin: | 15.03      | (35)  | 4.33 |
|      |     |                    |     |           | Fin:  | 55.18   | (29)     |        |         |            |       | 5.41 |
|      |     |                    |     | Total:    | Int1: | 1:19.94 | (29)     |        |         |            | 7.82  |      |
|      |     |                    |     |           | Int2: | 1:39.68 | (28)     |        |         |            | 9.76  |      |
|      |     |                    |     |           | Fin:  | 1:54.71 | (29)     |        |         |            | 11.57 |      |
| 30   | 75  | SCHAFFERER Marco   | BIH | Run1:     | Int1: | 23.30   | (35)     | I1-I2: | 19.84   | (32)       | 3.09  |      |
|      |     |                    |     |           | Int2: | 43.14   | (32)     |        | I2-Fin: | 17.97      | (36)  | 5.37 |
|      |     |                    |     |           | Fin:  | 1:01.11 | (32)     |        |         |            |       | 7.74 |
|      |     |                    |     | Run2:     | Int1: | 21.71   | (38)     | I1-I2: | 19.82   | (31)       | 3.39  |      |
|      |     |                    |     |           | Int2: | 41.53   | (33)     |        | I2-Fin: | 14.53      | (28)  | 5.71 |
|      |     |                    |     |           | Fin:  | 56.06   | (32)     |        |         |            |       | 6.29 |
|      |     |                    |     | Total:    | Int1: | 1:22.82 | (33)     |        |         |            | 10.70 |      |
|      |     |                    |     |           | Int2: | 1:42.64 | (31)     |        |         |            | 12.72 |      |
|      |     |                    |     |           | Fin:  | 1:57.17 | (30)     |        |         |            | 14.03 |      |


**PERFORMANCE ANALYSIS BY RANK / ANALYSE DES PERFORMANCES PAR RANG**

SESTRIERE COLLE SAT 25 FEB 2006 / SAM 25 FEV 2006 START TIME / DÉBUT 18:30

Number of Competitors: 47

| Rank | Bib | Name                  | NOC | Positions |       |         | Partials |        |         | Difference |       |       |
|------|-----|-----------------------|-----|-----------|-------|---------|----------|--------|---------|------------|-------|-------|
|      |     |                       |     | Pos       | Time  | Rank    | Pos      | Time   | Rank    | Time       |       |       |
| 31   | 60  | ROSS Mickey           | NZL | Run1:     | Int1: | 22.49   | (31)     | I1-I2: | 23.87   | (44)       | 2.28  |       |
|      |     |                       |     |           | Int2: | 46.36   | (38)     |        | I2-Fin: | 16.94      | (29)  | 8.59  |
|      |     |                       |     |           | Fin:  | 1:03.30 | (37)     |        |         |            |       | 9.93  |
|      |     |                       |     | Run2:     | Int1: | 20.05   | (25)     | I1-I2: | 19.68   | (29)       | 1.73  |       |
|      |     |                       |     |           | Int2: | 39.73   | (26)     |        | I2-Fin: | 14.77      | (32)  | 3.91  |
|      |     |                       |     |           | Fin:  | 54.50   | (28)     |        |         |            |       | 4.73  |
|      |     |                       |     | Total:    | Int1: | 1:23.35 | (34)     |        |         |            | 11.23 |       |
|      |     |                       |     |           | Int2: | 1:43.03 | (32)     |        |         |            | 13.11 |       |
|      |     |                       |     |           | Fin:  | 1:57.80 | (31)     |        |         |            | 14.66 |       |
| 32   | 84  | ABRAMASHVILI Iason    | GEO | Run1:     | Int1: | 23.24   | (34)     | I1-I2: | 20.56   | (35)       | 3.03  |       |
|      |     |                       |     |           | Int2: | 43.80   | (33)     |        | I2-Fin: | 18.04      | (38)  | 6.03  |
|      |     |                       |     |           | Fin:  | 1:01.84 | (34)     |        |         |            |       | 8.47  |
|      |     |                       |     | Run2:     | Int1: | 20.90   | (35)     | I1-I2: | 20.79   | (35)       | 2.58  |       |
|      |     |                       |     |           | Int2: | 41.69   | (35)     |        | I2-Fin: | 15.14      | (36)  | 5.87  |
|      |     |                       |     |           | Fin:  | 56.83   | (34)     |        |         |            |       | 7.06  |
|      |     |                       |     | Total:    | Int1: | 1:22.74 | (32)     |        |         |            | 10.62 |       |
|      |     |                       |     |           | Int2: | 1:43.53 | (33)     |        |         |            | 13.61 |       |
|      |     |                       |     |           | Fin:  | 1:58.67 | (32)     |        |         |            | 15.53 |       |
| 33   | 63  | ZRNCIC-DIM Natko      | CRO | Run1:     | Int1: | 22.07   | (27)     | I1-I2: | 18.83   | (23)       | 1.86  |       |
|      |     |                       |     |           | Int2: | 40.90   | (24)     |        | I2-Fin: | 16.79      | (27)  | 3.13  |
|      |     |                       |     |           | Fin:  | 57.69   | (25)     |        |         |            |       | 4.32  |
|      |     |                       |     | Run2:     | Int1: | 19.99   | (24)     | I1-I2: | 18.64   | (22)       | 1.67  |       |
|      |     |                       |     |           | Int2: | 38.63   | (22)     |        | I2-Fin: | 22.71      | (47)  | 2.81  |
|      |     |                       |     |           | Fin:  | 1:01.34 | (38)     |        |         |            |       | 11.57 |
|      |     |                       |     | Total:    | Int1: | 1:17.68 | (24)     |        |         |            | 5.56  |       |
|      |     |                       |     |           | Int2: | 1:36.32 | (22)     |        |         |            | 6.40  |       |
|      |     |                       |     |           | Fin:  | 1:59.03 | (33)     |        |         |            | 15.89 |       |
| 34   | 82  | JENOT Olivier         | MON | Run1:     | Int1: | 24.55   | (39)     | I1-I2: | 21.48   | (37)       | 4.34  |       |
|      |     |                       |     |           | Int2: | 46.03   | (37)     |        | I2-Fin: | 17.82      | (35)  | 8.26  |
|      |     |                       |     |           | Fin:  | 1:03.85 | (38)     |        |         |            |       | 10.48 |
|      |     |                       |     | Run2:     | Int1: | 20.68   | (34)     | I1-I2: | 19.94   | (32)       | 2.36  |       |
|      |     |                       |     |           | Int2: | 40.62   | (31)     |        | I2-Fin: | 14.66      | (30)  | 4.80  |
|      |     |                       |     |           | Fin:  | 55.28   | (30)     |        |         |            |       | 5.51  |
|      |     |                       |     | Total:    | Int1: | 1:24.53 | (38)     |        |         |            | 12.41 |       |
|      |     |                       |     |           | Int2: | 1:44.47 | (34)     |        |         |            | 14.55 |       |
|      |     |                       |     |           | Fin:  | 1:59.13 | (34)     |        |         |            | 15.99 |       |
| 35   | 59  | VALSSON Kristinn Ingi | ISL | Run1:     | Int1: | 24.32   | (38)     | I1-I2: | 19.79   | (31)       | 4.11  |       |
|      |     |                       |     |           | Int2: | 44.11   | (36)     |        | I2-Fin: | 19.16      | (40)  | 6.34  |
|      |     |                       |     |           | Fin:  | 1:03.27 | (36)     |        |         |            |       | 9.90  |
|      |     |                       |     | Run2:     | Int1: | 21.21   | (36)     | I1-I2: | 20.37   | (34)       | 2.89  |       |
|      |     |                       |     |           | Int2: | 41.58   | (34)     |        | I2-Fin: | 14.95      | (33)  | 5.76  |
|      |     |                       |     |           | Fin:  | 56.53   | (33)     |        |         |            |       | 6.76  |
|      |     |                       |     | Total:    | Int1: | 1:24.48 | (37)     |        |         |            | 12.36 |       |
|      |     |                       |     |           | Int2: | 1:44.85 | (36)     |        |         |            | 14.93 |       |
|      |     |                       |     |           | Fin:  | 1:59.80 | (35)     |        |         |            | 16.66 |       |


**PERFORMANCE ANALYSIS BY RANK / ANALYSE DES PERFORMANCES PAR RANG**

SESTRIERE COLLE SAT 25 FEB 2006 / SAM 25 FEV 2006 START TIME / DÉBUT 18:30

Number of Competitors: 47

| Rank | Bib | Name               | NOC | Positions |       |         | Partials |        |         | Difference |       |       |
|------|-----|--------------------|-----|-----------|-------|---------|----------|--------|---------|------------|-------|-------|
|      |     |                    |     | Pos       | Time  | Rank    | Pos      | Time   | Rank    | Time       |       |       |
| 36   | 78  | SKRIABIN Nikolay   | UKR | Run1:     | Int1: | 23.30   | (35)     | I1-I2: | 20.66   | (36)       | 3.09  |       |
|      |     |                    |     |           | Int2: | 43.96   | (34)     |        | I2-Fin: | 18.02      | (37)  | 6.19  |
|      |     |                    |     |           | Fin:  | 1:01.98 | (35)     |        |         |            |       | 8.61  |
|      |     |                    |     | Run2:     | Int1: | 21.67   | (37)     | I1-I2: | 20.89   | (37)       | 3.35  |       |
|      |     |                    |     |           | Int2: | 42.56   | (36)     |        | I2-Fin: | 15.42      | (37)  | 6.74  |
|      |     |                    |     |           | Fin:  | 57.98   | (35)     |        |         |            |       | 8.21  |
|      |     |                    |     | Total:    | Int1: | 1:23.65 | (35)     |        |         |            | 11.53 |       |
|      |     |                    |     |           | Int2: | 1:44.54 | (35)     |        |         |            | 14.62 |       |
|      |     |                    |     |           | Fin:  | 1:59.96 | (36)     |        |         |            | 16.82 |       |
| 37   | 79  | REZHNIN Mikail     | ISR | Run1:     | Int1: | 23.54   | (37)     | I1-I2: | 20.52   | (34)       | 3.33  |       |
|      |     |                    |     |           | Int2: | 44.06   | (35)     |        | I2-Fin: | 17.77      | (34)  | 6.29  |
|      |     |                    |     |           | Fin:  | 1:01.83 | (33)     |        |         |            |       | 8.46  |
|      |     |                    |     | Run2:     | Int1: | 22.22   | (39)     | I1-I2: | 20.88   | (36)       | 3.90  |       |
|      |     |                    |     |           | Int2: | 43.10   | (37)     |        | I2-Fin: | 15.80      | (38)  | 7.28  |
|      |     |                    |     |           | Fin:  | 58.90   | (36)     |        |         |            |       | 9.13  |
|      |     |                    |     | Total:    | Int1: | 1:24.05 | (36)     |        |         |            | 11.93 |       |
|      |     |                    |     |           | Int2: | 1:44.93 | (37)     |        |         |            | 15.01 |       |
|      |     |                    |     |           | Fin:  | 2:00.73 | (37)     |        |         |            | 17.59 |       |
| 38   | 91  | CHRISTODOULOU T.   | CYP | Run1:     | Int1: | 24.92   | (40)     | I1-I2: | 21.73   | (38)       | 4.71  |       |
|      |     |                    |     |           | Int2: | 46.65   | (39)     |        | I2-Fin: | 18.93      | (39)  | 8.88  |
|      |     |                    |     |           | Fin:  | 1:05.58 | (39)     |        |         |            |       | 12.21 |
|      |     |                    |     | Run2:     | Int1: | 23.09   | (42)     | I1-I2: | 21.88   | (38)       | 4.77  |       |
|      |     |                    |     |           | Int2: | 44.97   | (39)     |        | I2-Fin: | 16.00      | (39)  | 9.15  |
|      |     |                    |     |           | Fin:  | 1:00.97 | (37)     |        |         |            |       | 11.20 |
|      |     |                    |     | Total:    | Int1: | 1:28.67 | (39)     |        |         |            | 16.55 |       |
|      |     |                    |     |           | Int2: | 1:50.55 | (38)     |        |         |            | 20.63 |       |
|      |     |                    |     |           | Fin:  | 2:06.55 | (38)     |        |         |            | 23.41 |       |
| 39   | 37  | SCHMID Hannes Paul | ITA | Run1:     | Int1: | 20.74   | (12)     | I1-I2: | 18.31   | (17)       | 0.53  |       |
|      |     |                    |     |           | Int2: | 39.05   | (15)     |        | I2-Fin: | 16.21      | (20)  | 1.28  |
|      |     |                    |     |           | Fin:  | 55.26   | (18)     |        |         |            |       | 1.89  |
|      |     |                    |     | Run2:     | Int1: | 18.99   | (6)      | I1-I2: | 40.22   | (47)       | 0.67  |       |
|      |     |                    |     |           | Int2: | 59.21   | (47)     |        | I2-Fin: | 14.16      | (23)  | 23.39 |
|      |     |                    |     |           | Fin:  | 1:13.37 | (47)     |        |         |            |       | 23.60 |
|      |     |                    |     | Total:    | Int1: | 1:14.25 | (17)     |        |         |            | 2.13  |       |
|      |     |                    |     |           | Int2: | 1:54.47 | (42)     |        |         |            | 24.55 |       |
|      |     |                    |     |           | Fin:  | 2:08.63 | (39)     |        |         |            | 25.49 |       |
| 40   | 83  | SARE Hamit         | TUR | Run1:     | Int1: | 25.80   | (44)     | I1-I2: | 22.30   | (39)       | 5.59  |       |
|      |     |                    |     |           | Int2: | 48.10   | (41)     |        | I2-Fin: | 19.47      | (43)  | 10.33 |
|      |     |                    |     |           | Fin:  | 1:07.57 | (40)     |        |         |            |       | 14.20 |
|      |     |                    |     | Run2:     | Int1: | 23.08   | (41)     | I1-I2: | 22.26   | (39)       | 4.76  |       |
|      |     |                    |     |           | Int2: | 45.34   | (40)     |        | I2-Fin: | 16.22      | (40)  | 9.52  |
|      |     |                    |     |           | Fin:  | 1:01.56 | (39)     |        |         |            |       | 11.79 |
|      |     |                    |     | Total:    | Int1: | 1:30.65 | (41)     |        |         |            | 18.53 |       |
|      |     |                    |     |           | Int2: | 1:52.91 | (40)     |        |         |            | 22.99 |       |
|      |     |                    |     |           | Fin:  | 2:09.13 | (40)     |        |         |            | 25.99 |       |





PERFORMANCE ANALYSIS BY RANK / ANALYSE DES PERFORMANCES PAR RANG

SESTRIERE COLLE SAT 25 FEB 2006 / SAM 25 FEV 2006 START TIME / DÉBUT 18:30

Number of Competitors: 47

| Rank | Bib | Name               | NOC | Positions |       |         | Partials |        |         | Difference |       |       |
|------|-----|--------------------|-----|-----------|-------|---------|----------|--------|---------|------------|-------|-------|
|      |     |                    |     | Pos       | Time  | Rank    | Pos      | Time   | Rank    | Time       |       |       |
| 41   | 81  | SAVEH SHEMSHAKI A. | IRI | Run1:     | Int1: | 24.92   | (40)     | I1-I2: | 22.71   | (41)       | 4.71  |       |
|      |     |                    |     |           | Int2: | 47.63   | (40)     |        | I2-Fin: | 19.94      | (45)  | 9.86  |
|      |     |                    |     |           | Fin:  | 1:07.57 | (40)     |        |         |            |       | 14.20 |
|      |     |                    |     | Run2:     | Int1: | 22.41   | (40)     | I1-I2: | 22.39   | (40)       | 4.09  |       |
|      |     |                    |     |           | Int2: | 44.80   | (38)     |        | I2-Fin: | 17.19      | (44)  | 8.98  |
|      |     |                    |     |           | Fin:  | 1:01.99 | (40)     |        |         |            |       | 12.22 |
|      |     |                    |     | Total:    | Int1: | 1:29.98 | (40)     |        |         |            | 17.86 |       |
|      |     |                    |     |           | Int2: | 1:52.37 | (39)     |        |         |            | 22.45 |       |
|      |     |                    |     |           | Fin:  | 2:09.56 | (41)     |        |         |            | 26.42 |       |
| 42   | 87  | MAROSI Attila      | HUN | Run1:     | Int1: | 25.72   | (43)     | I1-I2: | 22.71   | (41)       | 5.51  |       |
|      |     |                    |     |           | Int2: | 48.43   | (43)     |        | I2-Fin: | 19.24      | (41)  | 10.66 |
|      |     |                    |     |           | Fin:  | 1:07.67 | (43)     |        |         |            |       | 14.30 |
|      |     |                    |     | Run2:     | Int1: | 23.20   | (43)     | I1-I2: | 22.53   | (41)       | 4.88  |       |
|      |     |                    |     |           | Int2: | 45.73   | (41)     |        | I2-Fin: | 16.88      | (42)  | 9.91  |
|      |     |                    |     |           | Fin:  | 1:02.61 | (41)     |        |         |            |       | 12.84 |
|      |     |                    |     | Total:    | Int1: | 1:30.87 | (42)     |        |         |            | 18.75 |       |
|      |     |                    |     |           | Int2: | 1:53.40 | (41)     |        |         |            | 23.48 |       |
|      |     |                    |     |           | Fin:  | 2:10.28 | (42)     |        |         |            | 27.14 |       |
| 43   | 92  | SALAMEH George     | LIB | Run1:     | Int1: | 25.64   | (42)     | I1-I2: | 22.60   | (40)       | 5.43  |       |
|      |     |                    |     |           | Int2: | 48.24   | (42)     |        | I2-Fin: | 19.38      | (42)  | 10.47 |
|      |     |                    |     |           | Fin:  | 1:07.62 | (42)     |        |         |            |       | 14.25 |
|      |     |                    |     | Run2:     | Int1: | 24.12   | (44)     | I1-I2: | 23.12   | (43)       | 5.80  |       |
|      |     |                    |     |           | Int2: | 47.24   | (42)     |        | I2-Fin: | 16.75      | (41)  | 11.42 |
|      |     |                    |     |           | Fin:  | 1:03.99 | (42)     |        |         |            |       | 14.22 |
|      |     |                    |     | Total:    | Int1: | 1:31.74 | (43)     |        |         |            | 19.62 |       |
|      |     |                    |     |           | Int2: | 1:54.86 | (43)     |        |         |            | 24.94 |       |
|      |     |                    |     |           | Fin:  | 2:11.61 | (43)     |        |         |            | 28.47 |       |
| 44   | 94  | RUMIANCEV Vitalij  | LTU | Run1:     | Int1: | 25.99   | (45)     | I1-I2: | 23.32   | (43)       | 5.78  |       |
|      |     |                    |     |           | Int2: | 49.31   | (44)     |        | I2-Fin: | 19.88      | (44)  | 11.54 |
|      |     |                    |     |           | Fin:  | 1:09.19 | (44)     |        |         |            |       | 15.82 |
|      |     |                    |     | Run2:     | Int1: | 24.49   | (46)     | I1-I2: | 22.80   | (42)       | 6.17  |       |
|      |     |                    |     |           | Int2: | 47.29   | (43)     |        | I2-Fin: | 16.98      | (43)  | 11.47 |
|      |     |                    |     |           | Fin:  | 1:04.27 | (43)     |        |         |            |       | 14.50 |
|      |     |                    |     | Total:    | Int1: | 1:33.68 | (44)     |        |         |            | 21.56 |       |
|      |     |                    |     |           | Int2: | 1:56.48 | (44)     |        |         |            | 26.56 |       |
|      |     |                    |     |           | Fin:  | 2:13.46 | (44)     |        |         |            | 30.32 |       |
| 45   | 95  | SARKAKHYAN Abraham | ARM | Run1:     | Int1: | 26.06   | (46)     | I1-I2: | 23.97   | (45)       | 5.85  |       |
|      |     |                    |     |           | Int2: | 50.03   | (45)     |        | I2-Fin: | 20.66      | (46)  | 12.26 |
|      |     |                    |     |           | Fin:  | 1:10.69 | (45)     |        |         |            |       | 17.32 |
|      |     |                    |     | Run2:     | Int1: | 24.13   | (45)     | I1-I2: | 23.76   | (44)       | 5.81  |       |
|      |     |                    |     |           | Int2: | 47.89   | (44)     |        | I2-Fin: | 17.63      | (45)  | 12.07 |
|      |     |                    |     |           | Fin:  | 1:05.52 | (44)     |        |         |            |       | 15.75 |
|      |     |                    |     | Total:    | Int1: | 1:34.82 | (45)     |        |         |            | 22.70 |       |
|      |     |                    |     |           | Int2: | 1:58.58 | (45)     |        |         |            | 28.66 |       |
|      |     |                    |     |           | Fin:  | 2:16.21 | (45)     |        |         |            | 33.07 |       |


**PERFORMANCE ANALYSIS BY RANK / ANALYSE DES PERFORMANCES PAR RANG**

SESTRIERE COLLE SAT 25 FEB 2006 / SAM 25 FEV 2006 START TIME / DÉBUT 18:30

Number of Competitors: 47

| Rank | Bib | Name           | NOC | Positions |       |         | Partials |        |         | Difference |       |       |
|------|-----|----------------|-----|-----------|-------|---------|----------|--------|---------|------------|-------|-------|
|      |     |                |     | Pos       | Time  | Rank    | Pos      | Time   | Rank    | Time       |       |       |
| 46   | 93  | ERMETOV Kayrat | UZB | Run1:     | Int1: | 27.14   | (47)     | I1-I2: | 24.40   | (46)       | 6.93  |       |
|      |     |                |     |           | Int2: | 51.54   | (46)     |        | I2-Fin: | 21.65      | (47)  | 13.77 |
|      |     |                |     |           | Fin:  | 1:13.19 | (46)     |        |         |            | 19.82 |       |
|      |     |                |     | Run2:     | Int1: | 24.56   | (47)     | I1-I2: | 24.47   | (45)       | 6.24  |       |
|      |     |                |     |           | Int2: | 49.03   | (45)     |        | I2-Fin: | 18.66      | (46)  | 13.21 |
|      |     |                |     |           | Fin:  | 1:07.69 | (45)     |        |         |            | 17.92 |       |
|      |     |                |     | Total:    | Int1: | 1:37.75 | (47)     |        |         |            | 25.63 |       |
|      |     |                |     |           | Int2: | 2:02.22 | (46)     |        |         |            | 32.30 |       |
|      |     |                |     |           | Fin:  | 2:20.88 | (46)     |        |         |            | 37.74 |       |
| 47   | 44  | IKUTA Yasuhiro | JPN | Run1:     | Int1: | 21.83   | (24)     | I1-I2: | 36.51   | (47)       | 1.62  |       |
|      |     |                |     |           | Int2: | 58.34   | (47)     |        | I2-Fin: | 16.85      | (28)  | 20.57 |
|      |     |                |     |           | Fin:  | 1:15.19 | (47)     |        |         |            | 21.82 |       |
|      |     |                |     | Run2:     | Int1: | 19.79   | (22)     | I1-I2: | 33.61   | (46)       | 1.47  |       |
|      |     |                |     |           | Int2: | 53.40   | (46)     |        | I2-Fin: | 14.69      | (31)  | 17.58 |
|      |     |                |     |           | Fin:  | 1:08.09 | (46)     |        |         |            | 18.32 |       |
|      |     |                |     | Total:    | Int1: | 1:34.98 | (46)     |        |         |            | 22.86 |       |
|      |     |                |     |           | Int2: | 2:08.59 | (47)     |        |         |            | 38.67 |       |
|      |     |                |     |           | Fin:  | 2:23.28 | (47)     |        |         |            | 40.14 |       |

**LEGEND:**

**Pos** Intermediate or Speed Position    **Int1:** Intermediate 1    **Int2:** Intermediate 2    **Run2** Second Run    **Run1** First Run    **Fin:** Finish  
**Total** First + Second Run


**PERFORMANCE ANALYSIS BY BIB / ANALYSE DES PERFORMANCES PAR DOSSARD**

SESTRIERE COLLE SAT 25 FEB 2006 / SAM 25 FEV 2006 START TIME / DÉBUT 18:30

Number of Competitors: 97

| Bib | Name                | NOC   | Positions |       |       | Partials |         |            | Difference<br>Time |
|-----|---------------------|-------|-----------|-------|-------|----------|---------|------------|--------------------|
|     |                     |       | Pos       | Time  | Rank  | Pos      | Time    | Rank       |                    |
| 1   | ROCCA Giorgio       | ITA   | Run1:     | Int1: | 20.09 | (1)      | I1-I2:  |            | 0.00               |
|     |                     |       |           | Int2: |       |          | I2-Fin: |            |                    |
|     |                     |       |           | Fin:  | DNF   |          |         |            |                    |
|     |                     |       | Run2:     | Int1: |       |          | I1-I2:  |            |                    |
|     |                     |       |           | Int2: |       |          | I2-Fin: |            |                    |
|     |                     |       |           | Fin:  | DNF   |          |         |            |                    |
|     | Total:              | Int1: |           |       |       |          |         |            |                    |
|     |                     | Int2: |           |       |       |          |         |            |                    |
|     |                     | Fin:  | DNF       |       |       |          |         |            |                    |
| 2   | VIDAL Jean-Pierre   | FRA   | Run1:     | Int1: |       |          | I1-I2:  |            |                    |
|     |                     |       |           | Int2: |       |          | I2-Fin: |            |                    |
|     |                     |       |           | Fin:  | DNS   |          |         |            |                    |
|     |                     |       | Run2:     | Int1: |       |          | I1-I2:  |            |                    |
|     |                     |       |           | Int2: |       |          | I2-Fin: |            |                    |
|     |                     |       |           | Fin:  | DNS   |          |         |            |                    |
|     | Total:              | Int1: |           |       |       |          |         |            |                    |
|     |                     | Int2: |           |       |       |          |         |            |                    |
|     |                     | Fin:  | DNS       |       |       |          |         |            |                    |
| 3   | PALANDER Kalle      | FIN   | Run1:     | Int1: | 20.29 | (5)      | I1-I2:  | 17.48 (3)  | 0.20               |
|     |                     |       |           | Int2: | 37.77 | (1)      | I2-Fin: | 15.61 (7)  |                    |
|     |                     |       |           | Fin:  | 53.38 | (2)      |         |            |                    |
|     |                     |       | Run2:     | Int1: | 18.83 | (5)      | I1-I2:  | 17.72 (7)  |                    |
|     |                     |       |           | Int2: | 36.55 | (4)      | I2-Fin: | 13.61 (7)  |                    |
|     |                     |       |           | Fin:  | DSQ   |          |         |            |                    |
|     | Total:              | Int1: |           |       |       |          |         |            |                    |
|     |                     | Int2: |           |       |       |          |         |            |                    |
|     |                     | Fin:  | DSQ       |       |       |          |         |            |                    |
| 4   | SCHOENFELDER Rainer | AUT   | Run1:     | Int1: | 20.54 | (14)     | I1-I2:  | 17.77 (9)  | 0.45               |
|     |                     |       |           | Int2: | 38.31 | (8)      | I2-Fin: | 15.72 (10) |                    |
|     |                     |       |           | Fin:  | 54.03 | (7)      |         |            |                    |
|     |                     |       | Run2:     | Int1: | 19.12 | (14)     | I1-I2:  | 17.54 (3)  |                    |
|     |                     |       |           | Int2: | 36.66 | (6)      | I2-Fin: | 13.46 (2)  |                    |
|     |                     |       |           | Fin:  | 50.12 | (5)      |         |            |                    |
|     | Total:              | Int1: | 1:13.15   | (8)   |       |          |         |            |                    |
|     |                     | Int2: | 1:30.69   | (5)   |       |          |         |            |                    |
|     |                     | Fin:  | 1:44.15   | (3)   |       |          |         |            |                    |
| 5   | MYHRER Andre        | SWE   | Run1:     | Int1: | 20.60 | (17)     | I1-I2:  | 17.76 (8)  | 0.51               |
|     |                     |       |           | Int2: | 38.36 | (9)      | I2-Fin: | 15.59 (5)  |                    |
|     |                     |       |           | Fin:  | 53.95 | (6)      |         |            |                    |
|     |                     |       | Run2:     | Int1: | 19.11 | (13)     | I1-I2:  | 17.66 (6)  |                    |
|     |                     |       |           | Int2: | 36.77 | (9)      | I2-Fin: | 13.46 (2)  |                    |
|     |                     |       |           | Fin:  | 50.23 | (6)      |         |            |                    |
|     | Total:              | Int1: | 1:13.06   | (5)   |       |          |         |            |                    |
|     |                     | Int2: | 1:30.72   | (6)   |       |          |         |            |                    |
|     |                     | Fin:  | 1:44.18   | (4)   |       |          |         |            |                    |


**PERFORMANCE ANALYSIS BY BIB / ANALYSE DES PERFORMANCES PAR DOSSARD**

SESTRIERE COLLE SAT 25 FEB 2006 / SAM 25 FEV 2006 START TIME / DÉBUT 18:30

Number of Competitors: 97

| Bib | Name           | NOC | Positions |       |         | Partials |        |         | Difference |      |      |
|-----|----------------|-----|-----------|-------|---------|----------|--------|---------|------------|------|------|
|     |                |     | Pos       | Time  | Rank    | Pos      | Time   | Rank    | Time       |      |      |
| 6   | RAICH Benjamin | AUT | Run1:     | Int1: | 20.21   | (4)      | I1-I2: | 17.75   | (7)        | 0.12 |      |
|     |                |     |           | Int2: | 37.96   | (5)      |        | I2-Fin: | 15.41      | (1)  | 0.19 |
|     |                |     |           | Fin:  | 53.37   | (1)      |        |         |            |      | 0.00 |
|     |                |     | Run2:     | Int1: | 18.75   | (3)      | I1-I2: | 17.80   | (10)       | 0.43 |      |
|     |                |     |           | Int2: | 36.55   | (4)      |        | I2-Fin: | 13.22      | (1)  | 0.73 |
|     |                |     |           | Fin:  | 49.77   | (1)      |        |         |            |      | 0.00 |
|     |                |     | Total:    | Int1: | 1:12.12 | (1)      |        |         |            | 0.00 |      |
|     |                |     |           | Int2: | 1:29.92 | (1)      |        |         |            | 0.00 |      |
|     |                |     |           | Fin:  | 1:43.14 | (1)      |        |         |            | 0.00 |      |
| 7   | LIGETY Ted     | USA | Run1:     | Int1: | 20.40   | (7)      | I1-I2: | 17.53   | (4)        | 0.31 |      |
|     |                |     |           | Int2: | 37.93   | (3)      |        | I2-Fin: | 15.46      | (3)  | 0.16 |
|     |                |     |           | Fin:  | DSQ     |          |        |         |            |      |      |
|     |                |     | Run2:     | Int1: |         |          | I1-I2: |         |            |      |      |
|     |                |     |           | Int2: |         |          |        | I2-Fin: |            |      |      |
|     |                |     |           | Fin:  | DSQ     |          |        |         |            |      |      |
|     |                |     | Total:    | Int1: |         |          |        |         |            |      |      |
|     |                |     |           | Int2: |         |          |        |         |            |      |      |
|     |                |     |           | Fin:  | DSQ     |          |        |         |            |      |      |
| 8   | LARSSON Markus | SWE | Run1:     | Int1: | 20.19   | (3)      | I1-I2: |         |            | 0.10 |      |
|     |                |     |           | Int2: |         |          |        | I2-Fin: |            |      |      |
|     |                |     |           | Fin:  | DNF     |          |        |         |            |      |      |
|     |                |     | Run2:     | Int1: |         |          | I1-I2: |         |            |      |      |
|     |                |     |           | Int2: |         |          |        | I2-Fin: |            |      |      |
|     |                |     |           | Fin:  | DNF     |          |        |         |            |      |      |
|     |                |     | Total:    | Int1: |         |          |        |         |            |      |      |
|     |                |     |           | Int2: |         |          |        |         |            |      |      |
|     |                |     |           | Fin:  | DNF     |          |        |         |            |      |      |
| 9   | VOGL Alois     | GER | Run1:     | Int1: | 20.18   | (2)      | I1-I2: |         |            | 0.09 |      |
|     |                |     |           | Int2: |         |          |        | I2-Fin: |            |      |      |
|     |                |     |           | Fin:  | DNF     |          |        |         |            |      |      |
|     |                |     | Run2:     | Int1: |         |          | I1-I2: |         |            |      |      |
|     |                |     |           | Int2: |         |          |        | I2-Fin: |            |      |      |
|     |                |     |           | Fin:  | DNF     |          |        |         |            |      |      |
|     |                |     | Total:    | Int1: |         |          |        |         |            |      |      |
|     |                |     |           | Int2: |         |          |        |         |            |      |      |
|     |                |     |           | Fin:  | DNF     |          |        |         |            |      |      |
| 10  | SASAKI Akira   | JPN | Run1:     | Int1: | 20.43   | (9)      | I1-I2: | 17.98   | (16)       | 0.34 |      |
|     |                |     |           | Int2: | 38.41   | (10)     |        | I2-Fin: | 15.96      | (20) | 0.64 |
|     |                |     |           | Fin:  | 54.37   | (8)      |        |         |            |      | 1.00 |
|     |                |     | Run2:     | Int1: |         |          | I1-I2: |         |            |      |      |
|     |                |     |           | Int2: |         |          |        | I2-Fin: |            |      |      |
|     |                |     |           | Fin:  | DNF     |          |        |         |            |      |      |
|     |                |     | Total:    | Int1: |         |          |        |         |            |      |      |
|     |                |     |           | Int2: |         |          |        |         |            |      |      |
|     |                |     |           | Fin:  | DNF     |          |        |         |            |      |      |


**PERFORMANCE ANALYSIS BY BIB / ANALYSE DES PERFORMANCES PAR DOSSARD**

SESTRIERE COLLE SAT 25 FEB 2006 / SAM 25 FEV 2006 START TIME / DÉBUT 18:30

Number of Competitors: 97

| Bib | Name             | NOC | Positions |       |         | Partials |        |         | Difference |      |      |
|-----|------------------|-----|-----------|-------|---------|----------|--------|---------|------------|------|------|
|     |                  |     | Pos       | Time  | Rank    | Pos      | Time   | Rank    | Time       |      |      |
| 11  | MINAGAWA Kentaro | JPN | Run1:     | Int1: | 20.37   | (6)      | I1-I2: | 17.57   | (5)        | 0.28 |      |
|     |                  |     |           | Int2: | 37.94   | (4)      |        | I2-Fin: | 15.50      | (4)  | 0.17 |
|     |                  |     |           | Fin:  | 53.44   | (3)      |        |         |            |      | 0.07 |
|     |                  |     | Run2:     | Int1: | 19.24   | (17)     | I1-I2: | 17.86   | (11)       | 0.92 |      |
|     |                  |     |           | Int2: | 37.10   | (12)     |        | I2-Fin: | 13.64      | (8)  | 1.28 |
|     |                  |     |           | Fin:  | 50.74   | (9)      |        |         |            |      | 0.97 |
|     |                  |     | Total:    | Int1: | 1:12.68 | (4)      |        |         |            | 0.56 |      |
|     |                  |     |           | Int2: | 1:30.54 | (4)      |        |         |            | 0.62 |      |
|     |                  |     |           | Fin:  | 1:44.18 | (4)      |        |         |            | 1.04 |      |
| 12  | TISSOT Stephane  | FRA | Run1:     | Int1: |         |          | I1-I2: |         |            |      |      |
|     |                  |     |           | Int2: |         |          |        | I2-Fin: |            |      |      |
|     |                  |     |           | Fin:  | DNF     |          |        |         |            |      |      |
|     |                  |     | Run2:     | Int1: |         |          | I1-I2: |         |            |      |      |
|     |                  |     |           | Int2: |         |          |        | I2-Fin: |            |      |      |
|     |                  |     |           | Fin:  | DNF     |          |        |         |            |      |      |
|     |                  |     | Total:    | Int1: |         |          |        |         |            |      |      |
|     |                  |     |           | Int2: |         |          |        |         |            |      |      |
|     |                  |     |           | Fin:  | DNF     |          |        |         |            |      |      |
| 13  | KOSTELIC Ivica   | CRO | Run1:     | Int1: | 20.67   | (20)     | I1-I2: | 18.31   | (25)       | 0.58 |      |
|     |                  |     |           | Int2: | 38.98   | (20)     |        | I2-Fin: | 15.45      | (2)  | 1.21 |
|     |                  |     |           | Fin:  | 54.43   | (11)     |        |         |            |      | 1.06 |
|     |                  |     | Run2:     | Int1: | 19.04   | (9)      | I1-I2: | 17.45   | (1)        | 0.72 |      |
|     |                  |     |           | Int2: | 36.49   | (3)      |        | I2-Fin: | 13.53      | (5)  | 0.67 |
|     |                  |     |           | Fin:  | 50.02   | (4)      |        |         |            |      | 0.25 |
|     |                  |     | Total:    | Int1: | 1:13.47 | (10)     |        |         |            | 1.35 |      |
|     |                  |     |           | Int2: | 1:30.92 | (8)      |        |         |            | 1.00 |      |
|     |                  |     |           | Fin:  | 1:44.45 | (6)      |        |         |            | 1.31 |      |
| 14  | HERBST Reinfried | AUT | Run1:     | Int1: | 20.66   | (19)     | I1-I2: | 17.30   | (1)        | 0.57 |      |
|     |                  |     |           | Int2: | 37.96   | (5)      |        | I2-Fin: | 15.59      | (5)  | 0.19 |
|     |                  |     |           | Fin:  | 53.55   | (4)      |        |         |            |      | 0.18 |
|     |                  |     | Run2:     | Int1: | 19.08   | (11)     | I1-I2: | 17.61   | (4)        | 0.76 |      |
|     |                  |     |           | Int2: | 36.69   | (8)      |        | I2-Fin: | 13.73      | (14) | 0.87 |
|     |                  |     |           | Fin:  | 50.42   | (7)      |        |         |            |      | 0.65 |
|     |                  |     | Total:    | Int1: | 1:12.63 | (3)      |        |         |            | 0.51 |      |
|     |                  |     |           | Int2: | 1:30.24 | (3)      |        |         |            | 0.32 |      |
|     |                  |     |           | Fin:  | 1:43.97 | (2)      |        |         |            | 0.83 |      |
| 15  | GRANDI Thomas    | CAN | Run1:     | Int1: | 20.56   | (15)     | I1-I2: | 17.32   | (2)        | 0.47 |      |
|     |                  |     |           | Int2: | 37.88   | (2)      |        | I2-Fin: | 15.76      | (11) | 0.11 |
|     |                  |     |           | Fin:  | 53.64   | (5)      |        |         |            |      | 0.27 |
|     |                  |     | Run2:     | Int1: | 19.46   | (24)     | I1-I2: | 17.74   | (8)        | 1.14 |      |
|     |                  |     |           | Int2: | 37.20   | (14)     |        | I2-Fin: | 14.00      | (21) | 1.38 |
|     |                  |     |           | Fin:  | 51.20   | (17)     |        |         |            |      | 1.43 |
|     |                  |     | Total:    | Int1: | 1:13.10 | (6)      |        |         |            | 0.98 |      |
|     |                  |     |           | Int2: | 1:30.84 | (7)      |        |         |            | 0.92 |      |
|     |                  |     |           | Fin:  | 1:44.84 | (9)      |        |         |            | 1.70 |      |



PERFORMANCE ANALYSIS BY BIB / ANALYSE DES PERFORMANCES PAR DOSSARD

SESTRIERE COLLE SAT 25 FEB 2006 / SAM 25 FEV 2006 START TIME / DÉBUT 18:30

Number of Competitors: 97

| Bib | Name               | NOC   | Positions |       |       | Partials |         |       | Difference |      |
|-----|--------------------|-------|-----------|-------|-------|----------|---------|-------|------------|------|
|     |                    |       | Pos       | Time  | Rank  | Pos      | Time    | Rank  | Time       |      |
| 16  | SVINDAL Aksel Lund | NOR   | Run1:     | Int1: | 20.79 | (26)     | I1-I2:  | 18.30 | (24)       | 0.70 |
|     |                    |       |           | Int2: | 39.09 | (22)     | I2-Fin: | 15.88 | (17)       | 1.32 |
|     |                    |       |           | Fin:  | 54.97 | (21)     |         |       |            | 1.60 |
|     |                    |       | Run2:     | Int1: | 19.07 | (10)     | I1-I2:  |       |            | 0.75 |
|     |                    |       |           | Int2: |       |          | I2-Fin: |       |            |      |
|     |                    |       |           | Fin:  | DNF   |          |         |       |            |      |
|     | Total:             | Int1: |           |       |       |          |         |       |            |      |
|     |                    | Int2: |           |       |       |          |         |       |            |      |
|     |                    | Fin:  | DNF       |       |       |          |         |       |            |      |
| 17  | MILLER Bode        | USA   | Run1:     | Int1: |       |          | I1-I2:  |       |            |      |
|     |                    |       |           | Int2: |       |          | I2-Fin: |       |            |      |
|     |                    |       |           | Fin:  | DNF   |          |         |       |            |      |
|     |                    |       | Run2:     | Int1: |       |          | I1-I2:  |       |            |      |
|     |                    |       |           | Int2: |       |          | I2-Fin: |       |            |      |
|     |                    |       |           | Fin:  | DNF   |          |         |       |            |      |
|     | Total:             | Int1: |           |       |       |          |         |       |            |      |
|     |                    | Int2: |           |       |       |          |         |       |            |      |
|     |                    | Fin:  | DNF       |       |       |          |         |       |            |      |
| 18  | MATT Mario         | AUT   | Run1:     | Int1: |       |          | I1-I2:  |       |            |      |
|     |                    |       |           | Int2: |       |          | I2-Fin: |       |            |      |
|     |                    |       |           | Fin:  | DNF   |          |         |       |            |      |
|     |                    |       | Run2:     | Int1: |       |          | I1-I2:  |       |            |      |
|     |                    |       |           | Int2: |       |          | I2-Fin: |       |            |      |
|     |                    |       |           | Fin:  | DNF   |          |         |       |            |      |
|     | Total:             | Int1: |           |       |       |          |         |       |            |      |
|     |                    | Int2: |           |       |       |          |         |       |            |      |
|     |                    | Fin:  | DNF       |       |       |          |         |       |            |      |
| 19  | MOELGG Manfred     | ITA   | Run1:     | Int1: |       |          | I1-I2:  |       |            |      |
|     |                    |       |           | Int2: |       |          | I2-Fin: |       |            |      |
|     |                    |       |           | Fin:  | DNF   |          |         |       |            |      |
|     |                    |       | Run2:     | Int1: |       |          | I1-I2:  |       |            |      |
|     |                    |       |           | Int2: |       |          | I2-Fin: |       |            |      |
|     |                    |       |           | Fin:  | DNF   |          |         |       |            |      |
|     | Total:             | Int1: |           |       |       |          |         |       |            |      |
|     |                    | Int2: |           |       |       |          |         |       |            |      |
|     |                    | Fin:  | DNF       |       |       |          |         |       |            |      |
| 20  | THALER Patrick     | ITA   | Run1:     | Int1: |       |          | I1-I2:  |       |            |      |
|     |                    |       |           | Int2: |       |          | I2-Fin: |       |            |      |
|     |                    |       |           | Fin:  | DNF   |          |         |       |            |      |
|     |                    |       | Run2:     | Int1: |       |          | I1-I2:  |       |            |      |
|     |                    |       |           | Int2: |       |          | I2-Fin: |       |            |      |
|     |                    |       |           | Fin:  | DNF   |          |         |       |            |      |
|     | Total:             | Int1: |           |       |       |          |         |       |            |      |
|     |                    | Int2: |           |       |       |          |         |       |            |      |
|     |                    | Fin:  | DNF       |       |       |          |         |       |            |      |


**PERFORMANCE ANALYSIS BY BIB / ANALYSE DES PERFORMANCES PAR DOSSARD**

SESTRIERE COLLE SAT 25 FEB 2006 / SAM 25 FEV 2006 START TIME / DÉBUT 18:30

Number of Competitors: 97

| Bib | Name              | NOC | Positions |       |         | Partials |        |         | Difference |      |      |
|-----|-------------------|-----|-----------|-------|---------|----------|--------|---------|------------|------|------|
|     |                   |     | Pos       | Time  | Rank    | Pos      | Time   | Rank    | Time       |      |      |
| 21  | JANYK Michael     | CAN | Run1:     | Int1: | 20.93   | (32)     | I1-I2: | 18.25   | (21)       | 0.84 |      |
|     |                   |     |           | Int2: | 39.18   | (23)     |        | I2-Fin: | 16.14      | (25) | 1.41 |
|     |                   |     |           | Fin:  | 55.32   | (26)     |        |         |            |      | 1.95 |
|     |                   |     | Run2:     | Int1: | 18.77   | (4)      | I1-I2: | 18.10   | (16)       | 0.45 |      |
|     |                   |     |           | Int2: | 36.87   | (10)     |        | I2-Fin: | 14.00      | (21) | 1.05 |
|     |                   |     |           | Fin:  | 50.87   | (12)     |        |         |            |      | 1.10 |
|     |                   |     | Total:    | Int1: | 1:14.09 | (17)     |        |         |            | 1.97 |      |
|     |                   |     |           | Int2: | 1:32.19 | (16)     |        |         |            | 2.27 |      |
|     |                   |     |           | Fin:  | 1:46.19 | (17)     |        |         |            | 3.05 |      |
| 22  | ZURBRIGGEN Silvan | SUI | Run1:     | Int1: | 21.09   | (35)     | I1-I2: | 18.25   | (21)       | 1.00 |      |
|     |                   |     |           | Int2: | 39.34   | (28)     |        | I2-Fin: | 15.83      | (14) | 1.57 |
|     |                   |     |           | Fin:  | 55.17   | (24)     |        |         |            |      | 1.80 |
|     |                   |     | Run2:     | Int1: | 19.81   | (27)     | I1-I2: | 17.65   | (5)        | 1.49 |      |
|     |                   |     |           | Int2: | 37.46   | (17)     |        | I2-Fin: | 13.47      | (4)  | 1.64 |
|     |                   |     |           | Fin:  | 50.93   | (13)     |        |         |            |      | 1.16 |
|     |                   |     | Total:    | Int1: | 1:14.98 | (24)     |        |         |            | 2.86 |      |
|     |                   |     |           | Int2: | 1:32.63 | (19)     |        |         |            | 2.71 |      |
|     |                   |     |           | Fin:  | 1:46.10 | (15)     |        |         |            | 2.96 |      |
| 23  | BROLENIUS Johan   | SWE | Run1:     | Int1: | 20.84   | (27)     | I1-I2: | 17.73   | (6)        | 0.75 |      |
|     |                   |     |           | Int2: | 38.57   | (13)     |        | I2-Fin: | 15.80      | (13) | 0.80 |
|     |                   |     |           | Fin:  | 54.37   | (8)      |        |         |            |      | 1.00 |
|     |                   |     | Run2:     | Int1: | 18.89   | (6)      | I1-I2: | 17.77   | (9)        | 0.57 |      |
|     |                   |     |           | Int2: | 36.66   | (6)      |        | I2-Fin: | 13.78      | (15) | 0.84 |
|     |                   |     |           | Fin:  | 50.44   | (8)      |        |         |            |      | 0.67 |
|     |                   |     | Total:    | Int1: | 1:13.26 | (9)      |        |         |            | 1.14 |      |
|     |                   |     |           | Int2: | 1:31.03 | (10)     |        |         |            | 1.11 |      |
|     |                   |     |           | Fin:  | 1:44.81 | (8)      |        |         |            | 1.67 |      |
| 24  | BOURGEAT Pierrick | FRA | Run1:     | Int1: | 20.51   | (10)     | I1-I2: | 18.18   | (18)       | 0.42 |      |
|     |                   |     |           | Int2: | 38.69   | (17)     |        | I2-Fin: | 15.76      | (11) | 0.92 |
|     |                   |     |           | Fin:  | 54.45   | (12)     |        |         |            |      | 1.08 |
|     |                   |     | Run2:     | Int1: | 19.16   | (15)     | I1-I2: | 18.18   | (19)       | 0.84 |      |
|     |                   |     |           | Int2: | 37.34   | (15)     |        | I2-Fin: | 13.69      | (13) | 1.52 |
|     |                   |     |           | Fin:  | 51.03   | (14)     |        |         |            |      | 1.26 |
|     |                   |     | Total:    | Int1: | 1:13.61 | (12)     |        |         |            | 1.49 |      |
|     |                   |     |           | Int2: | 1:31.79 | (12)     |        |         |            | 1.87 |      |
|     |                   |     |           | Fin:  | 1:45.48 | (11)     |        |         |            | 2.34 |      |
| 25  | HANSSON Martin    | SWE | Run1:     | Int1: | 20.42   | (8)      | I1-I2: | 17.88   | (11)       | 0.33 |      |
|     |                   |     |           | Int2: | 38.30   | (7)      |        | I2-Fin: | 16.20      | (27) | 0.53 |
|     |                   |     |           | Fin:  | 54.50   | (14)     |        |         |            |      | 1.13 |
|     |                   |     | Run2:     | Int1: | 19.10   | (12)     | I1-I2: | 17.86   | (11)       | 0.78 |      |
|     |                   |     |           | Int2: | 36.96   | (11)     |        | I2-Fin: | 13.78      | (15) | 1.14 |
|     |                   |     |           | Fin:  | 50.74   | (9)      |        |         |            |      | 0.97 |
|     |                   |     | Total:    | Int1: | 1:13.60 | (11)     |        |         |            | 1.48 |      |
|     |                   |     |           | Int2: | 1:31.46 | (11)     |        |         |            | 1.54 |      |
|     |                   |     |           | Fin:  | 1:45.24 | (10)     |        |         |            | 2.10 |      |


**PERFORMANCE ANALYSIS BY BIB / ANALYSE DES PERFORMANCES PAR DOSSARD**

SESTRIERE COLLE SAT 25 FEB 2006 / SAM 25 FEV 2006 START TIME / DÉBUT 18:30

Number of Competitors: 97

| Bib | Name               | NOC | Positions |       |         | Partials |        |         | Difference<br>Time |      |      |
|-----|--------------------|-----|-----------|-------|---------|----------|--------|---------|--------------------|------|------|
|     |                    |     | Pos       | Time  | Rank    | Pos      | Time   | Rank    |                    |      |      |
| 26  | ALBRECHT Daniel    | SUI | Run1:     | Int1: | 20.87   | (28)     | I1-I2: | 18.44   | (29)               | 0.78 |      |
|     |                    |     |           | Int2: | 39.31   | (27)     |        | I2-Fin: | 16.02              | (22) | 1.54 |
|     |                    |     |           | Fin:  | 55.33   | (27)     |        |         |                    |      | 1.96 |
|     |                    |     | Run2:     | Int1: |         |          | I1-I2: |         |                    |      |      |
|     |                    |     |           | Int2: |         |          |        | I2-Fin: |                    |      |      |
|     |                    |     |           | Fin:  | DNF     |          |        |         |                    |      |      |
|     |                    |     | Total:    | Int1: |         |          |        |         |                    |      |      |
|     |                    |     |           | Int2: |         |          |        |         |                    |      |      |
|     |                    |     |           | Fin:  | DNF     |          |        |         |                    |      |      |
| 27  | NEUREUTHER Felix   | GER | Run1:     | Int1: | 21.25   | (36)     | I1-I2: | 18.23   | (20)               | 1.16 |      |
|     |                    |     |           | Int2: | 39.48   | (30)     |        | I2-Fin: | 15.68              | (8)  | 1.71 |
|     |                    |     |           | Fin:  | 55.16   | (22)     |        |         |                    |      | 1.79 |
|     |                    |     | Run2:     | Int1: | 23.52   | (52)     | I1-I2: |         |                    |      | 5.20 |
|     |                    |     |           | Int2: |         |          |        | I2-Fin: |                    |      |      |
|     |                    |     |           | Fin:  | DNF     |          |        |         |                    |      |      |
|     |                    |     | Total:    | Int1: |         |          |        |         |                    |      |      |
|     |                    |     |           | Int2: |         |          |        |         |                    |      |      |
|     |                    |     |           | Fin:  | DNF     |          |        |         |                    |      |      |
| 28  | BIGGS Patrick      | CAN | Run1:     | Int1: | 20.58   | (16)     | I1-I2: | 17.94   | (15)               | 0.49 |      |
|     |                    |     |           | Int2: | 38.52   | (12)     |        | I2-Fin: | 15.86              | (16) | 0.75 |
|     |                    |     |           | Fin:  | 54.38   | (10)     |        |         |                    |      | 1.01 |
|     |                    |     | Run2:     | Int1: | 19.37   | (22)     | I1-I2: |         |                    |      | 1.05 |
|     |                    |     |           | Int2: |         |          |        | I2-Fin: |                    |      |      |
|     |                    |     |           | Fin:  | DNF     |          |        |         |                    |      |      |
|     |                    |     | Total:    | Int1: |         |          |        |         |                    |      |      |
|     |                    |     |           | Int2: |         |          |        |         |                    |      |      |
|     |                    |     |           | Fin:  | DNF     |          |        |         |                    |      |      |
| 29  | BURAAS Hans-Petter | NOR | Run1:     | Int1: | 20.60   | (17)     | I1-I2: |         |                    | 0.51 |      |
|     |                    |     |           | Int2: |         |          |        | I2-Fin: |                    |      |      |
|     |                    |     |           | Fin:  | DNF     |          |        |         |                    |      |      |
|     |                    |     | Run2:     | Int1: |         |          | I1-I2: |         |                    |      |      |
|     |                    |     |           | Int2: |         |          |        | I2-Fin: |                    |      |      |
|     |                    |     |           | Fin:  | DNF     |          |        |         |                    |      |      |
|     |                    |     | Total:    | Int1: |         |          |        |         |                    |      |      |
|     |                    |     |           | Int2: |         |          |        |         |                    |      |      |
|     |                    |     |           | Fin:  | DNF     |          |        |         |                    |      |      |
| 30  | KNIGHT Chip        | USA | Run1:     | Int1: | 20.89   | (29)     | I1-I2: | 17.85   | (10)               | 0.80 |      |
|     |                    |     |           | Int2: | 38.74   | (18)     |        | I2-Fin: | 15.97              | (21) | 0.97 |
|     |                    |     |           | Fin:  | 54.71   | (15)     |        |         |                    |      | 1.34 |
|     |                    |     | Run2:     | Int1: | 19.52   | (25)     | I1-I2: | 18.06   | (15)               |      | 1.20 |
|     |                    |     |           | Int2: | 37.58   | (22)     |        | I2-Fin: | 13.97              | (19) | 1.76 |
|     |                    |     |           | Fin:  | 51.55   | (21)     |        |         |                    |      | 1.78 |
|     |                    |     | Total:    | Int1: | 1:14.23 | (20)     |        |         |                    | 2.11 |      |
|     |                    |     |           | Int2: | 1:32.29 | (17)     |        |         |                    | 2.37 |      |
|     |                    |     |           | Fin:  | 1:46.26 | (18)     |        |         |                    | 3.12 |      |




**PERFORMANCE ANALYSIS BY BIB / ANALYSE DES PERFORMANCES PAR DOSSARD**

SESTRIERE COLLE SAT 25 FEB 2006 / SAM 25 FEV 2006 START TIME / DÉBUT 18:30

Number of Competitors: 97

| Bib    | Name              | NOC | Positions |       |         | Partials |        |         | Difference |      |      |
|--------|-------------------|-----|-----------|-------|---------|----------|--------|---------|------------|------|------|
|        |                   |     | Pos       | Time  | Rank    | Pos      | Time   | Rank    | Time       |      |      |
| 31     | VAJDIC Bernard    | SLO | Run1:     | Int1: | 20.89   | (29)     | I1-I2: | 18.37   | (28)       | 0.80 |      |
|        |                   |     |           | Int2: | 39.26   | (25)     |        | I2-Fin: | 15.90      | (19) | 1.49 |
|        |                   |     |           | Fin:  | 55.16   | (22)     |        |         |            |      | 1.79 |
|        |                   |     | Run2:     | Int1: | 19.26   | (19)     | I1-I2: | 18.23   | (20)       | 0.94 |      |
|        |                   |     |           | Int2: | 37.49   | (19)     |        | I2-Fin: | 13.78      | (15) | 1.67 |
|        |                   |     |           | Fin:  | 51.27   | (19)     |        |         |            |      | 1.50 |
|        |                   |     | Total:    | Int1: | 1:14.42 | (22)     |        |         |            | 2.30 |      |
|        |                   |     |           | Int2: | 1:32.65 | (20)     |        |         |            | 2.73 |      |
|        |                   |     |           | Fin:  | 1:46.43 | (19)     |        |         |            | 3.29 |      |
| 32     | ROY Jean-Philippe | CAN | Run1:     | Int1: |         |          | I1-I2: |         |            |      |      |
|        |                   |     |           | Int2: |         |          |        | I2-Fin: |            |      |      |
|        |                   |     |           | Fin:  | DNF     |          |        |         |            |      |      |
|        |                   |     | Run2:     | Int1: |         |          | I1-I2: |         |            |      |      |
|        |                   |     |           | Int2: |         |          |        | I2-Fin: |            |      |      |
|        |                   |     |           | Fin:  | DNF     |          |        |         |            |      |      |
| Total: | Int1:             |     |           |       |         |          |        |         |            |      |      |
|        | Int2:             |     |           |       |         |          |        |         |            |      |      |
|        | Fin:              | DNF |           |       |         |          |        |         |            |      |      |
| 33     | BAXTER Alain      | GBR | Run1:     | Int1: | 20.90   | (31)     | I1-I2: | 18.32   | (27)       | 0.81 |      |
|        |                   |     |           | Int2: | 39.22   | (24)     |        | I2-Fin: | 15.71      | (9)  | 1.45 |
|        |                   |     |           | Fin:  | 54.93   | (20)     |        |         |            |      | 1.56 |
|        |                   |     | Run2:     | Int1: | 19.26   | (19)     | I1-I2: | 18.31   | (21)       | 0.94 |      |
|        |                   |     |           | Int2: | 37.57   | (21)     |        | I2-Fin: | 13.65      | (10) | 1.75 |
|        |                   |     |           | Fin:  | 51.22   | (18)     |        |         |            |      | 1.45 |
|        |                   |     | Total:    | Int1: | 1:14.19 | (19)     |        |         |            | 2.07 |      |
|        |                   |     |           | Int2: | 1:32.50 | (18)     |        |         |            | 2.58 |      |
|        |                   |     |           | Fin:  | 1:46.15 | (16)     |        |         |            | 3.01 |      |
| 34     | GRUBELNIK Drago   | SLO | Run1:     | Int1: | 20.68   | (21)     | I1-I2: | 17.89   | (13)       | 0.59 |      |
|        |                   |     |           | Int2: | 38.57   | (13)     |        | I2-Fin: | 16.30      | (30) | 0.80 |
|        |                   |     |           | Fin:  | 54.87   | (19)     |        |         |            |      | 1.50 |
|        |                   |     | Run2:     | Int1: | 19.25   | (18)     | I1-I2: | 17.91   | (14)       | 0.93 |      |
|        |                   |     |           | Int2: | 37.16   | (13)     |        | I2-Fin: | 13.66      | (11) | 1.34 |
|        |                   |     |           | Fin:  | 50.82   | (11)     |        |         |            |      | 1.05 |
|        |                   |     | Total:    | Int1: | 1:14.12 | (18)     |        |         |            | 2.00 |      |
|        |                   |     |           | Int2: | 1:32.03 | (13)     |        |         |            | 2.11 |      |
|        |                   |     |           | Fin:  | 1:45.69 | (13)     |        |         |            | 2.55 |      |
| 35     | MYHRE Lars        | NOR | Run1:     | Int1: | 21.00   | (33)     | I1-I2: |         |            | 0.91 |      |
|        |                   |     |           | Int2: |         |          |        | I2-Fin: |            |      |      |
|        |                   |     |           | Fin:  | DNF     |          |        |         |            |      |      |
|        |                   |     | Run2:     | Int1: |         |          | I1-I2: |         |            |      |      |
|        |                   |     |           | Int2: |         |          |        | I2-Fin: |            |      |      |
|        |                   |     |           | Fin:  | DNF     |          |        |         |            |      |      |
| Total: | Int1:             |     |           |       |         |          |        |         |            |      |      |
|        | Int2:             |     |           |       |         |          |        |         |            |      |      |
|        | Fin:              | DNF |           |       |         |          |        |         |            |      |      |


**PERFORMANCE ANALYSIS BY BIB / ANALYSE DES PERFORMANCES PAR DOSSARD**

SESTRIERE COLLE SAT 25 FEB 2006 / SAM 25 FEV 2006 START TIME / DÉBUT 18:30

Number of Competitors: 97

| Bib | Name                 | NOC | Positions |       |         | Partials |        |         | Difference |       |       |
|-----|----------------------|-----|-----------|-------|---------|----------|--------|---------|------------|-------|-------|
|     |                      |     | Pos       | Time  | Rank    | Pos      | Time   | Rank    | Time       |       |       |
| 36  | GRANGE Jean-Baptiste | FRA | Run1:     | Int1: | 20.78   | (25)     | I1-I2: | 18.18   | (18)       | 0.69  |       |
|     |                      |     |           | Int2: | 38.96   | (19)     |        | I2-Fin: | 15.88      | (17)  | 1.19  |
|     |                      |     |           | Fin:  | 54.84   | (18)     |        |         |            |       | 1.47  |
|     |                      |     | Run2:     | Int1: | 19.21   | (16)     | I1-I2: | 20.80   | (40)       | 0.89  |       |
|     |                      |     |           | Int2: | 40.01   | (30)     |        | I2-Fin: |            |       | 4.19  |
|     |                      |     |           | Fin:  | DNF     |          |        |         |            |       |       |
|     |                      |     | Total:    | Int1: |         |          |        |         |            |       |       |
|     |                      |     |           | Int2: |         |          |        |         |            |       |       |
|     |                      |     |           | Fin:  | DNF     |          |        |         |            |       |       |
| 37  | SCHMID Hannes Paul   | ITA | Run1:     | Int1: | 20.74   | (22)     | I1-I2: | 18.31   | (25)       | 0.65  |       |
|     |                      |     |           | Int2: | 39.05   | (21)     |        | I2-Fin: | 16.21      | (28)  | 1.28  |
|     |                      |     |           | Fin:  | 55.26   | (25)     |        |         |            |       | 1.89  |
|     |                      |     | Run2:     | Int1: | 18.99   | (7)      | I1-I2: | 40.22   | (54)       | 0.67  |       |
|     |                      |     |           | Int2: | 59.21   | (53)     |        | I2-Fin: | 14.16      | (24)  | 23.39 |
|     |                      |     |           | Fin:  | 1:13.37 | (47)     |        |         |            |       | 23.60 |
|     |                      |     | Total:    | Int1: | 1:14.25 | (21)     |        |         |            | 2.13  |       |
|     |                      |     |           | Int2: | 1:54.47 | (47)     |        |         |            | 24.55 |       |
|     |                      |     |           | Fin:  | 2:08.63 | (39)     |        |         |            | 25.49 |       |
| 38  | COCHRAN James        | USA | Run1:     | Int1: | 20.76   | (23)     | I1-I2: | 17.88   | (11)       | 0.67  |       |
|     |                      |     |           | Int2: | 38.64   | (16)     |        | I2-Fin: | 15.85      | (15)  | 0.87  |
|     |                      |     |           | Fin:  | 54.49   | (13)     |        |         |            |       | 1.12  |
|     |                      |     | Run2:     | Int1: | 19.41   | (23)     | I1-I2: | 18.14   | (17)       | 1.09  |       |
|     |                      |     |           | Int2: | 37.55   | (20)     |        | I2-Fin: | 13.64      | (8)   | 1.73  |
|     |                      |     |           | Fin:  | 51.19   | (16)     |        |         |            |       | 1.42  |
|     |                      |     | Total:    | Int1: | 1:13.90 | (14)     |        |         |            | 1.78  |       |
|     |                      |     |           | Int2: | 1:32.04 | (14)     |        |         |            | 2.12  |       |
|     |                      |     |           | Fin:  | 1:45.68 | (12)     |        |         |            | 2.54  |       |
| 39  | YUASA Naoki          | JPN | Run1:     | Int1: | 20.53   | (13)     | I1-I2: | 18.10   | (17)       | 0.44  |       |
|     |                      |     |           | Int2: | 38.63   | (15)     |        | I2-Fin: | 16.13      | (23)  | 0.86  |
|     |                      |     |           | Fin:  | 54.76   | (17)     |        |         |            |       | 1.39  |
|     |                      |     | Run2:     | Int1: | 18.38   | (2)      | I1-I2: | 17.88   | (13)       | 0.06  |       |
|     |                      |     |           | Int2: | 36.26   | (2)      |        | I2-Fin: | 13.55      | (6)   | 0.44  |
|     |                      |     |           | Fin:  | 49.81   | (3)      |        |         |            |       | 0.04  |
|     |                      |     | Total:    | Int1: | 1:13.14 | (7)      |        |         |            | 1.02  |       |
|     |                      |     |           | Int2: | 1:31.02 | (9)      |        |         |            | 1.10  |       |
|     |                      |     |           | Fin:  | 1:44.57 | (7)      |        |         |            | 1.43  |       |
| 40  | BRAUER Jono          | AUS | Run1:     | Int1: | 21.06   | (34)     | I1-I2: |         |            | 0.97  |       |
|     |                      |     |           | Int2: |         |          |        | I2-Fin: |            |       |       |
|     |                      |     |           | Fin:  | DNF     |          |        |         |            |       |       |
|     |                      |     | Run2:     | Int1: |         |          | I1-I2: |         |            |       |       |
|     |                      |     |           | Int2: |         |          |        | I2-Fin: |            |       |       |
|     |                      |     |           | Fin:  | DNF     |          |        |         |            |       |       |
|     |                      |     | Total:    | Int1: |         |          |        |         |            |       |       |
|     |                      |     |           | Int2: |         |          |        |         |            |       |       |
|     |                      |     |           | Fin:  | DNF     |          |        |         |            |       |       |


**PERFORMANCE ANALYSIS BY BIB / ANALYSE DES PERFORMANCES PAR DOSSARD**

SESTRIERE COLLE SAT 25 FEB 2006 / SAM 25 FEV 2006 START TIME / DÉBUT 18:30

Number of Competitors: 97

| Bib    | Name                    | NOC     | Positions |       |         | Partials |         |         | Difference<br>Time |      |       |
|--------|-------------------------|---------|-----------|-------|---------|----------|---------|---------|--------------------|------|-------|
|        |                         |         | Pos       | Time  | Rank    | Pos      | Time    | Rank    |                    |      |       |
| 41     | TREJBAL Filip           | CZE     | Run1:     | Int1: | 20.51   | (10)     | I1-I2:  | 17.91   | (14)               | 0.42 |       |
|        |                         |         |           | Int2: | 38.42   | (11)     |         | I2-Fin: | 16.33              | (32) | 0.65  |
|        |                         |         |           | Fin:  | 54.75   | (16)     |         |         |                    |      | 1.38  |
|        |                         |         | Run2:     | Int1: |         | I1-I2:   |         |         |                    |      |       |
|        |                         |         |           | Int2: |         |          | I2-Fin: |         |                    |      |       |
|        |                         |         |           | Fin:  | DNF     |          |         |         |                    |      |       |
| Total: | Int1:                   |         |           |       |         |          |         |         |                    |      |       |
|        | Int2:                   |         |           |       |         |          |         |         |                    |      |       |
|        | Fin:                    | DNF     |           |       |         |          |         |         |                    |      |       |
| 42     | VALENCIC Mitja          | SLO     | Run1:     | Int1: | 20.51   | (10)     | I1-I2:  | 18.90   | (34)               | 0.42 |       |
|        |                         |         |           | Int2: | 39.41   | (29)     |         | I2-Fin: |                    |      | 1.64  |
|        |                         |         |           | Fin:  | DNF     |          |         |         |                    |      |       |
|        |                         |         | Run2:     | Int1: |         | I1-I2:   |         |         |                    |      |       |
|        |                         |         |           | Int2: |         |          | I2-Fin: |         |                    |      |       |
|        |                         |         |           | Fin:  | DNF     |          |         |         |                    |      |       |
| Total: | Int1:                   |         |           |       |         |          |         |         |                    |      |       |
|        | Int2:                   |         |           |       |         |          |         |         |                    |      |       |
|        | Fin:                    | DNF     |           |       |         |          |         |         |                    |      |       |
| 43     | LEUZINGER James         | GBR     | Run1:     | Int1: | 20.76   | (23)     | I1-I2:  | 18.51   | (30)               | 0.67 |       |
|        |                         |         |           | Int2: | 39.27   | (26)     |         | I2-Fin: |                    |      | 1.50  |
|        |                         |         |           | Fin:  | DNF     |          |         |         |                    |      |       |
|        |                         |         | Run2:     | Int1: |         | I1-I2:   |         |         |                    |      |       |
|        |                         |         |           | Int2: |         |          | I2-Fin: |         |                    |      |       |
|        |                         |         |           | Fin:  | DNF     |          |         |         |                    |      |       |
| Total: | Int1:                   |         |           |       |         |          |         |         |                    |      |       |
|        | Int2:                   |         |           |       |         |          |         |         |                    |      |       |
|        | Fin:                    | DNF     |           |       |         |          |         |         |                    |      |       |
| 44     | IKUTA Yasuhiro          | JPN     | Run1:     | Int1: | 21.83   | (45)     | I1-I2:  | 36.51   | (65)               | 1.74 |       |
|        |                         |         |           | Int2: | 58.34   | (65)     |         | I2-Fin: | 16.85              | (38) | 20.57 |
|        |                         |         |           | Fin:  | 1:15.19 | (62)     |         |         |                    |      | 21.82 |
|        |                         |         | Run2:     | Int1: | 19.79   | (26)     | I1-I2:  | 33.61   | (53)               | 1.47 |       |
|        |                         |         |           | Int2: | 53.40   | (52)     |         | I2-Fin: | 14.69              | (33) | 17.58 |
|        |                         |         |           | Fin:  | 1:08.09 | (46)     |         |         |                    |      | 18.32 |
| Total: | Int1:                   | 1:34.98 | (56)      |       |         |          | 22.86   |         |                    |      |       |
|        | Int2:                   | 2:08.59 | (54)      |       |         |          | 38.67   |         |                    |      |       |
|        | Fin:                    | 2:23.28 | (47)      |       |         |          | 40.14   |         |                    |      |       |
| 45     | BJOERGVINSSON Bjoergvin | ISL     | Run1:     | Int1: | 21.91   | (46)     | I1-I2:  | 18.97   | (35)               | 1.82 |       |
|        |                         |         |           | Int2: | 40.88   | (34)     |         | I2-Fin: | 16.19              | (26) | 3.11  |
|        |                         |         |           | Fin:  | 57.07   | (31)     |         |         |                    |      | 3.70  |
|        |                         |         | Run2:     | Int1: | 20.59   | (38)     | I1-I2:  | 19.25   | (27)               | 2.27 |       |
|        |                         |         |           | Int2: | 39.84   | (29)     |         | I2-Fin: | 14.32              | (27) | 4.02  |
|        |                         |         |           | Fin:  | 54.16   | (24)     |         |         |                    |      | 4.39  |
| Total: | Int1:                   | 1:17.66 | (27)      |       |         |          | 5.54    |         |                    |      |       |
|        | Int2:                   | 1:36.91 | (25)      |       |         |          | 6.99    |         |                    |      |       |
|        | Fin:                    | 1:51.23 | (22)      |       |         |          | 8.09    |         |                    |      |       |


**PERFORMANCE ANALYSIS BY BIB / ANALYSE DES PERFORMANCES PAR DOSSARD**

SESTRIERE COLLE SAT 25 FEB 2006 / SAM 25 FEV 2006 START TIME / DÉBUT 18:30

Number of Competitors: 97

| Bib    | Name                    | NOC          | Positions  |            |            | Partials   |            |      | Difference<br>Time |
|--------|-------------------------|--------------|------------|------------|------------|------------|------------|------|--------------------|
|        |                         |              | Pos        | Time       | Rank       | Pos        | Time       | Rank |                    |
| 46     | SIMARI BIRKNER Cristian | ARG          | Run1:      | Int1:      |            | I1-I2:     |            |      |                    |
|        |                         |              |            | Int2:      |            | I2-Fin:    |            |      |                    |
|        |                         |              | Fin:       | DNF        |            |            |            |      |                    |
|        | Run2:                   | Int1:        |            |            | I1-I2:     |            |            |      |                    |
|        |                         | Int2:        |            |            | I2-Fin:    |            |            |      |                    |
|        |                         | Fin:         | DNF        |            |            |            |            |      |                    |
| Total: | Int1:                   |              |            |            |            |            |            |      |                    |
|        | Int2:                   |              |            |            |            |            |            |      |                    |
|        | Fin:                    | DNF          |            |            |            |            |            |      |                    |
| 47     | BAXTER Noel             | GBR          | Run1:      | Int1:      | 21.29 (37) | I1-I2:     | 18.65 (32) | 1.20 |                    |
|        |                         |              |            | Int2:      | 39.94 (32) | I2-Fin:    | 16.13 (23) | 2.17 |                    |
|        |                         |              | Fin:       | 56.07 (29) |            |            | 2.70       |      |                    |
|        | Run2:                   | Int1:        | 19.33 (21) |            | I1-I2:     | 18.15 (18) | 1.01       |      |                    |
|        |                         | Int2:        | 37.48 (18) |            | I2-Fin:    | 13.67 (12) | 1.66       |      |                    |
|        |                         | Fin:         | 51.15 (15) |            |            | 1.38       |            |      |                    |
| Total: | Int1:                   | 1:15.40 (26) |            |            |            | 3.28       |            |      |                    |
|        | Int2:                   | 1:33.55 (22) |            |            |            | 3.63       |            |      |                    |
|        | Fin:                    | 1:47.22 (20) |            |            |            | 4.08       |            |      |                    |
| 48     | GORZA Ales              | SLO          | Run1:      | Int1:      | 21.30 (38) | I1-I2:     |            | 1.21 |                    |
|        |                         |              |            | Int2:      |            | I2-Fin:    |            |      |                    |
|        |                         |              | Fin:       | DNF        |            |            |            |      |                    |
|        | Run2:                   | Int1:        |            |            | I1-I2:     |            |            |      |                    |
|        |                         | Int2:        |            |            | I2-Fin:    |            |            |      |                    |
|        |                         | Fin:         | DNF        |            |            |            |            |      |                    |
| Total: | Int1:                   |              |            |            |            |            |            |      |                    |
|        | Int2:                   |              |            |            |            |            |            |      |                    |
|        | Fin:                    | DNF          |            |            |            |            |            |      |                    |
| 49     | VRABLIK Martin          | CZE          | Run1:      | Int1:      | 21.43 (40) | I1-I2:     | 18.27 (23) | 1.34 |                    |
|        |                         |              |            | Int2:      | 39.70 (31) | I2-Fin:    | 16.31 (31) | 1.93 |                    |
|        |                         |              | Fin:       | 56.01 (28) |            |            | 2.64       |      |                    |
|        | Run2:                   | Int1:        | 19.03 (8)  |            | I1-I2:     | 18.39 (22) | 0.71       |      |                    |
|        |                         | Int2:        | 37.42 (16) |            | I2-Fin:    | 13.97 (19) | 1.60       |      |                    |
|        |                         | Fin:         | 51.39 (20) |            |            | 1.62       |            |      |                    |
| Total: | Int1:                   | 1:15.04 (25) |            |            |            | 2.92       |            |      |                    |
|        | Int2:                   | 1:33.43 (21) |            |            |            | 3.51       |            |      |                    |
|        | Fin:                    | 1:47.40 (21) |            |            |            | 4.26       |            |      |                    |
| 50     | BERTHOD Marc            | SUI          | Run1:      | Int1:      | 21.40 (39) | I1-I2:     | 18.55 (31) | 1.31 |                    |
|        |                         |              |            | Int2:      | 39.95 (33) | I2-Fin:    | 16.27 (29) | 2.18 |                    |
|        |                         |              | Fin:       | 56.22 (30) |            |            | 2.85       |      |                    |
|        | Run2:                   | Int1:        | 18.32 (1)  |            | I1-I2:     | 17.50 (2)  | 0.00       |      |                    |
|        |                         | Int2:        | 35.82 (1)  |            | I2-Fin:    | 13.96 (18) | 0.00       |      |                    |
|        |                         | Fin:         | 49.78 (2)  |            |            | 0.01       |            |      |                    |
| Total: | Int1:                   | 1:14.54 (23) |            |            |            | 2.42       |            |      |                    |
|        | Int2:                   | 1:32.04 (14) |            |            |            | 2.12       |            |      |                    |
|        | Fin:                    | 1:46.00 (14) |            |            |            | 2.86       |            |      |                    |


**PERFORMANCE ANALYSIS BY BIB / ANALYSE DES PERFORMANCES PAR DOSSARD**

SESTRIERE COLLE SAT 25 FEB 2006 / SAM 25 FEV 2006 START TIME / DÉBUT 18:30

Number of Competitors: 97

| Bib | Name                   | NOC   | Positions |       |       | Partials |         |            | Difference |
|-----|------------------------|-------|-----------|-------|-------|----------|---------|------------|------------|
|     |                        |       | Pos       | Time  | Rank  | Pos      | Time    | Rank       | Time       |
| 51  | RAJALA Jukka           | FIN   | Run1:     | Int1: | 21.77 | (42)     | I1-I2:  |            | 1.68       |
|     |                        |       |           | Int2: |       |          | I2-Fin: |            |            |
|     |                        |       |           | Fin:  | DNF   |          |         |            |            |
|     |                        |       | Run2:     | Int1: |       |          | I1-I2:  |            |            |
|     |                        |       |           | Int2: |       |          | I2-Fin: |            |            |
|     |                        |       |           | Fin:  | DNF   |          |         |            |            |
|     | Total:                 | Int1: |           |       |       |          |         |            |            |
|     |                        | Int2: |           |       |       |          |         |            |            |
|     |                        | Fin:  | DNF       |       |       |          |         |            |            |
| 52  | OSKARSSON Kristjan Uni | ISL   | Run1:     | Int1: | 22.38 | (52)     | I1-I2:  | 19.40 (38) | 2.29       |
|     |                        |       |           | Int2: | 41.78 | (39)     | I2-Fin: | 17.14 (42) |            |
|     |                        |       |           | Fin:  | 58.92 | (37)     |         |            |            |
|     |                        |       | Run2:     | Int1: | 20.54 | (37)     | I1-I2:  | 20.25 (36) |            |
|     |                        |       |           | Int2: | 40.79 | (36)     | I2-Fin: | 14.99 (37) |            |
|     |                        |       |           | Fin:  | 55.78 | (31)     |         |            |            |
|     | Total:                 | Int1: | 1:19.46   | (34)  |       |          | 7.34    |            |            |
|     |                        | Int2: | 1:39.71   | (31)  |       |          | 9.79    |            |            |
|     |                        | Fin:  | 1:54.70   | (28)  |       |          | 11.56   |            |            |
| 53  | KANG Min Heuk          | KOR   | Run1:     | Int1: | 21.78 | (43)     | I1-I2:  | 19.99 (45) | 1.69       |
|     |                        |       |           | Int2: | 41.77 | (38)     | I2-Fin: | 16.76 (36) |            |
|     |                        |       |           | Fin:  | 58.53 | (36)     |         |            |            |
|     |                        |       | Run2:     | Int1: | 20.00 | (29)     | I1-I2:  | 24.56 (52) |            |
|     |                        |       |           | Int2: | 44.56 | (42)     | I2-Fin: | 14.92 (35) |            |
|     |                        |       |           | Fin:  | DSQ   |          |         |            |            |
|     | Total:                 | Int1: |           |       |       |          |         |            |            |
|     |                        | Int2: |           |       |       |          |         |            |            |
|     |                        | Fin:  | DSQ       |       |       |          |         |            |            |
| 54  | ULIANOV Dmitrij        | RUS   | Run1:     | Int1: |       |          | I1-I2:  |            |            |
|     |                        |       |           | Int2: |       |          | I2-Fin: |            |            |
|     |                        |       |           | Fin:  | DNF   |          |         |            |            |
|     |                        |       | Run2:     | Int1: |       |          | I1-I2:  |            |            |
|     |                        |       |           | Int2: |       |          | I2-Fin: |            |            |
|     |                        |       |           | Fin:  | DNF   |          |         |            |            |
|     | Total:                 | Int1: |           |       |       |          |         |            |            |
|     |                        | Int2: |           |       |       |          |         |            |            |
|     |                        | Fin:  | DNF       |       |       |          |         |            |            |
| 55  | KALWA Michal           | POL   | Run1:     | Int1: | 22.37 | (51)     | I1-I2:  | 20.36 (47) | 2.28       |
|     |                        |       |           | Int2: | 42.73 | (44)     | I2-Fin: | 17.09 (41) |            |
|     |                        |       |           | Fin:  | 59.82 | (40)     |         |            |            |
|     |                        |       | Run2:     | Int1: | 20.01 | (30)     | I1-I2:  | 20.06 (35) |            |
|     |                        |       |           | Int2: | 40.07 | (31)     | I2-Fin: |            |            |
|     |                        |       |           | Fin:  | DNF   |          |         |            |            |
|     | Total:                 | Int1: |           |       |       |          |         |            |            |
|     |                        | Int2: |           |       |       |          |         |            |            |
|     |                        | Fin:  | DNF       |       |       |          |         |            |            |


**PERFORMANCE ANALYSIS BY BIB / ANALYSE DES PERFORMANCES PAR DOSSARD**

SESTRIERE COLLE SAT 25 FEB 2006 / SAM 25 FEV 2006 START TIME / DÉBUT 18:30

Number of Competitors: 97

| Bib    | Name                  | NOC | Positions |       |         | Partials |        |         | Difference |       |      |
|--------|-----------------------|-----|-----------|-------|---------|----------|--------|---------|------------|-------|------|
|        |                       |     | Pos       | Time  | Rank    | Pos      | Time   | Rank    | Time       |       |      |
| 56     | DIMITRIADIS Vassilis  | GRE | Run1:     | Int1: | 21.79   | (44)     | I1-I2: | 19.21   | (36)       | 1.70  |      |
|        |                       |     |           | Int2: | 41.00   | (36)     |        | I2-Fin: | 16.38      | (33)  | 3.23 |
|        |                       |     |           | Fin:  | 57.38   | (32)     |        |         |            |       | 4.01 |
|        |                       |     | Run2:     | Int1: | 20.39   | (33)     | I1-I2: | 19.29   | (28)       | 2.07  |      |
|        |                       |     |           | Int2: | 39.68   | (26)     |        | I2-Fin: | 14.32      | (27)  | 3.86 |
|        |                       |     |           | Fin:  | 54.00   | (23)     |        |         |            |       | 4.23 |
|        |                       |     | Total:    | Int1: | 1:17.77 | (29)     |        |         |            | 5.65  |      |
|        |                       |     |           | Int2: | 1:37.06 | (26)     |        |         |            | 7.14  |      |
|        |                       |     |           | Fin:  | 1:51.38 | (23)     |        |         |            | 8.24  |      |
| 57     | GEORGIEV Stefan       | BUL | Run1:     | Int1: | 22.02   | (47)     | I1-I2: | 19.56   | (40)       | 1.93  |      |
|        |                       |     |           | Int2: | 41.58   | (37)     |        | I2-Fin: | 16.72      | (35)  | 3.81 |
|        |                       |     |           | Fin:  | 58.30   | (34)     |        |         |            |       | 4.93 |
|        |                       |     | Run2:     | Int1: | 20.63   | (39)     | I1-I2: | 19.13   | (24)       | 2.31  |      |
|        |                       |     |           | Int2: | 39.76   | (28)     |        | I2-Fin: | 14.49      | (29)  | 3.94 |
|        |                       |     |           | Fin:  | 54.25   | (26)     |        |         |            |       | 4.48 |
|        |                       |     | Total:    | Int1: | 1:18.93 | (33)     |        |         |            | 6.81  |      |
|        |                       |     |           | Int2: | 1:38.06 | (28)     |        |         |            | 8.14  |      |
|        |                       |     |           | Fin:  | 1:52.55 | (25)     |        |         |            | 9.41  |      |
| 58     | BANK Ondrej           | CZE | Run1:     | Int1: |         |          | I1-I2: |         |            |       |      |
|        |                       |     |           | Int2: |         |          |        | I2-Fin: |            |       |      |
|        |                       |     |           | Fin:  | DNS     |          |        |         |            |       |      |
|        |                       |     | Run2:     | Int1: |         |          | I1-I2: |         |            |       |      |
|        |                       |     |           | Int2: |         |          |        | I2-Fin: |            |       |      |
|        |                       |     |           | Fin:  | DNS     |          |        |         |            |       |      |
| Total: | Int1:                 |     |           |       |         |          |        |         |            |       |      |
|        | Int2:                 |     |           |       |         |          |        |         |            |       |      |
|        | Fin:                  | DNS |           |       |         |          |        |         |            |       |      |
| 59     | VALSSON Kristinn Ingi | ISL | Run1:     | Int1: | 24.32   | (65)     | I1-I2: | 19.79   | (42)       | 4.23  |      |
|        |                       |     |           | Int2: | 44.11   | (51)     |        | I2-Fin: | 19.16      | (54)  | 6.34 |
|        |                       |     |           | Fin:  | 1:03.27 | (48)     |        |         |            |       | 9.90 |
|        |                       |     | Run2:     | Int1: | 21.21   | (43)     | I1-I2: | 20.37   | (37)       | 2.89  |      |
|        |                       |     |           | Int2: | 41.58   | (38)     |        | I2-Fin: | 14.95      | (36)  | 5.76 |
|        |                       |     |           | Fin:  | 56.53   | (33)     |        |         |            |       | 6.76 |
|        |                       |     | Total:    | Int1: | 1:24.48 | (45)     |        |         |            | 12.36 |      |
|        |                       |     |           | Int2: | 1:44.85 | (41)     |        |         |            | 14.93 |      |
|        |                       |     |           | Fin:  | 1:59.80 | (35)     |        |         |            | 16.66 |      |
| 60     | ROSS Mickey           | NZL | Run1:     | Int1: | 22.49   | (54)     | I1-I2: | 23.87   | (61)       | 2.40  |      |
|        |                       |     |           | Int2: | 46.36   | (54)     |        | I2-Fin: | 16.94      | (39)  | 8.59 |
|        |                       |     |           | Fin:  | 1:03.30 | (49)     |        |         |            |       | 9.93 |
|        |                       |     | Run2:     | Int1: | 20.05   | (31)     | I1-I2: | 19.68   | (31)       | 1.73  |      |
|        |                       |     |           | Int2: | 39.73   | (27)     |        | I2-Fin: | 14.77      | (34)  | 3.91 |
|        |                       |     |           | Fin:  | 54.50   | (28)     |        |         |            |       | 4.73 |
|        |                       |     | Total:    | Int1: | 1:23.35 | (42)     |        |         |            | 11.23 |      |
|        |                       |     |           | Int2: | 1:43.03 | (36)     |        |         |            | 13.11 |      |
|        |                       |     |           | Fin:  | 1:57.80 | (31)     |        |         |            | 14.66 |      |


**PERFORMANCE ANALYSIS BY BIB / ANALYSE DES PERFORMANCES PAR DOSSARD**

SESTRIERE COLLE SAT 25 FEB 2006 / SAM 25 FEV 2006 START TIME / DÉBUT 18:30

Number of Competitors: 97

| Bib | Name             | NOC | Positions |              |              | Partials |         |            | Difference<br>Time |
|-----|------------------|-----|-----------|--------------|--------------|----------|---------|------------|--------------------|
|     |                  |     | Pos       | Time         | Rank         | Pos      | Time    | Rank       |                    |
| 61  | SAMSAL Dalibor   | CRO | Run1:     | Int1:        |              |          | I1-I2:  |            |                    |
|     |                  |     |           | Int2:        |              |          | I2-Fin: |            |                    |
|     |                  |     | Fin:      | DNF          |              |          |         |            |                    |
|     |                  |     | Run2:     | Int1:        |              |          | I1-I2:  |            |                    |
|     |                  |     |           | Int2:        |              |          | I2-Fin: |            |                    |
|     |                  |     | Fin:      | DNF          |              |          |         |            |                    |
|     |                  |     | Total:    | Int1:        |              |          |         |            |                    |
|     |                  |     |           | Int2:        |              |          |         |            |                    |
|     |                  |     | Fin:      | DNF          |              |          |         |            |                    |
| 62  | KRYZL Krystof    | CZE | Run1:     | Int1:        | 21.74 (41)   |          | I1-I2:  |            | 1.65               |
|     |                  |     |           | Int2:        |              |          | I2-Fin: |            |                    |
|     |                  |     | Fin:      | DNF          |              |          |         |            |                    |
|     |                  |     | Run2:     | Int1:        |              |          | I1-I2:  |            |                    |
|     |                  |     |           | Int2:        |              |          | I2-Fin: |            |                    |
|     |                  |     | Fin:      | DNF          |              |          |         |            |                    |
|     |                  |     | Total:    | Int1:        |              |          |         |            |                    |
|     |                  |     |           | Int2:        |              |          |         |            |                    |
|     |                  |     | Fin:      | DNF          |              |          |         |            |                    |
| 63  | ZRNCIC-DIM Natko | CRO | Run1:     | Int1:        | 22.07 (48)   |          | I1-I2:  | 18.83 (33) | 1.98               |
|     |                  |     |           | Int2:        | 40.90 (35)   |          | I2-Fin: | 16.79 (37) | 3.13               |
|     |                  |     | Fin:      | 57.69 (33)   |              |          |         | 4.32       |                    |
|     |                  |     | Run2:     | Int1:        | 19.99 (28)   |          | I1-I2:  | 18.64 (23) | 1.67               |
|     |                  |     |           | Int2:        | 38.63 (23)   |          | I2-Fin: | 22.71 (50) | 2.81               |
|     |                  |     | Fin:      | 1:01.34 (38) |              |          |         | 11.57      |                    |
|     |                  |     | Total:    | Int1:        | 1:17.68 (28) |          |         |            | 5.56               |
|     |                  |     |           | Int2:        | 1:36.32 (24) |          |         |            | 6.40               |
|     |                  |     | Fin:      | 1:59.03 (33) |              |          |         | 15.89      |                    |
| 64  | SEDIANKOV Mihail | BUL | Run1:     | Int1:        |              |          | I1-I2:  |            |                    |
|     |                  |     |           | Int2:        |              |          | I2-Fin: |            |                    |
|     |                  |     | Fin:      | DNF          |              |          |         |            |                    |
|     |                  |     | Run2:     | Int1:        |              |          | I1-I2:  |            |                    |
|     |                  |     |           | Int2:        |              |          | I2-Fin: |            |                    |
|     |                  |     | Fin:      | DNF          |              |          |         |            |                    |
|     |                  |     | Total:    | Int1:        |              |          |         |            |                    |
|     |                  |     |           | Int2:        |              |          |         |            |                    |
|     |                  |     | Fin:      | DNF          |              |          |         |            |                    |
| 65  | CHESTAKOV Pavel  | RUS | Run1:     | Int1:        |              |          | I1-I2:  |            |                    |
|     |                  |     |           | Int2:        |              |          | I2-Fin: |            |                    |
|     |                  |     | Fin:      | DNS          |              |          |         |            |                    |
|     |                  |     | Run2:     | Int1:        |              |          | I1-I2:  |            |                    |
|     |                  |     |           | Int2:        |              |          | I2-Fin: |            |                    |
|     |                  |     | Fin:      | DNS          |              |          |         |            |                    |
|     |                  |     | Total:    | Int1:        |              |          |         |            |                    |
|     |                  |     |           | Int2:        |              |          |         |            |                    |
|     |                  |     | Fin:      | DNS          |              |          |         |            |                    |


**PERFORMANCE ANALYSIS BY BIB / ANALYSE DES PERFORMANCES PAR DOSSARD**

SESTRIERE COLLE SAT 25 FEB 2006 / SAM 25 FEV 2006 START TIME / DÉBUT 18:30

Number of Competitors: 97

| Bib | Name                | NOC | Positions |       |         | Partials |        |         | Difference<br>Time |         |      |
|-----|---------------------|-----|-----------|-------|---------|----------|--------|---------|--------------------|---------|------|
|     |                     |     | Pos       | Time  | Rank    | Pos      | Time   | Rank    |                    |         |      |
| 66  | HOROSHILOV Alexandr | RUS | Run1:     | Int1: | 22.10   | (49)     | I1-I2: |         | 2.01               |         |      |
|     |                     |     |           | Int2: |         |          |        |         |                    | I2-Fin: |      |
|     |                     |     |           | Fin:  | DNF     |          |        |         |                    |         |      |
|     |                     |     | Run2:     | Int1: |         |          | I1-I2: |         | 2.01               |         |      |
|     |                     |     |           | Int2: |         |          |        |         |                    | I2-Fin: |      |
|     |                     |     |           | Fin:  | DNF     |          |        |         |                    |         |      |
|     |                     |     | Total:    | Int1: |         |          | I1-I2: |         | 2.01               |         |      |
|     |                     |     |           | Int2: |         |          |        |         |                    | I2-Fin: |      |
|     |                     |     |           | Fin:  | DNF     |          |        |         |                    |         |      |
| 67  | TODOROV Dean        | BUL | Run1:     | Int1: | 23.10   | (59)     | I1-I2: | 20.14   | (46)               | 3.01    |      |
|     |                     |     |           | Int2: | 43.24   | (46)     |        | I2-Fin: | 17.45              |         | (45) |
|     |                     |     |           | Fin:  | 1:00.69 | (43)     |        |         |                    |         |      |
|     |                     |     | Run2:     | Int1: | 20.94   | (42)     | I1-I2: | 19.38   | (29)               | 2.62    |      |
|     |                     |     |           | Int2: | 40.32   | (34)     |        | I2-Fin: |                    |         |      |
|     |                     |     |           | Fin:  | DNF     |          |        |         |                    |         |      |
|     |                     |     | Total:    | Int1: |         |          | I1-I2: |         |                    | 4.50    |      |
|     |                     |     |           | Int2: |         |          |        | I2-Fin: |                    |         |      |
|     |                     |     |           | Fin:  | DNF     |          |        |         |                    |         |      |
| 68  | VUKOVIC Zelimir     | SCG | Run1:     | Int1: | 22.87   | (56)     | I1-I2: | 20.42   | (48)               | 2.78    |      |
|     |                     |     |           | Int2: | 43.29   | (47)     |        | I2-Fin: | 17.22              |         | (43) |
|     |                     |     |           | Fin:  | 1:00.51 | (42)     |        |         |                    |         |      |
|     |                     |     | Run2:     | Int1: | 41.07   | (59)     | I1-I2: | 20.75   | (38)               | 22.75   |      |
|     |                     |     |           | Int2: | 1:01.82 | (54)     |        | I2-Fin: | 14.19              |         | (26) |
|     |                     |     |           | Fin:  | DSQ     |          |        |         |                    |         |      |
|     |                     |     | Total:    | Int1: |         |          | I1-I2: |         |                    | 26.00   |      |
|     |                     |     |           | Int2: |         |          |        | I2-Fin: |                    |         |      |
|     |                     |     |           | Fin:  | DSQ     |          |        |         |                    |         |      |
| 69  | KONOVALOV Anton     | RUS | Run1:     | Int1: | 22.40   | (53)     | I1-I2: | 19.76   | (41)               | 2.31    |      |
|     |                     |     |           | Int2: | 42.16   | (41)     |        | I2-Fin: | 17.37              |         | (44) |
|     |                     |     |           | Fin:  | 59.53   | (38)     |        |         |                    |         |      |
|     |                     |     | Run2:     | Int1: | 20.41   | (34)     | I1-I2: | 19.74   | (32)               | 2.09    |      |
|     |                     |     |           | Int2: | 40.15   | (33)     |        | I2-Fin: | 15.03              |         | (38) |
|     |                     |     |           | Fin:  | 55.18   | (29)     |        |         |                    |         |      |
|     |                     |     | Total:    | Int1: | 1:19.94 | (36)     | I1-I2: |         |                    | 7.82    |      |
|     |                     |     |           | Int2: | 1:39.68 | (30)     |        | I2-Fin: |                    |         |      |
|     |                     |     |           | Fin:  | 1:54.71 | (29)     |        |         |                    |         |      |
| 70  | ANTOR Alex          | AND | Run1:     | Int1: | 22.88   | (57)     | I1-I2: |         | 2.79               |         |      |
|     |                     |     |           | Int2: |         |          |        |         |                    | I2-Fin: |      |
|     |                     |     |           | Fin:  | DNF     |          |        |         |                    |         |      |
|     |                     |     | Run2:     | Int1: |         |          | I1-I2: |         | 2.79               |         |      |
|     |                     |     |           | Int2: |         |          |        |         |                    | I2-Fin: |      |
|     |                     |     |           | Fin:  | DNF     |          |        |         |                    |         |      |
|     |                     |     | Total:    | Int1: |         |          | I1-I2: |         | 2.79               |         |      |
|     |                     |     |           | Int2: |         |          |        |         |                    | I2-Fin: |      |
|     |                     |     |           | Fin:  | DNF     |          |        |         |                    |         |      |




**PERFORMANCE ANALYSIS BY BIB / ANALYSE DES PERFORMANCES PAR DOSSARD**

SESTRIERE COLLE SAT 25 FEB 2006 / SAM 25 FEV 2006 START TIME / DÉBUT 18:30

Number of Competitors: 97

| Bib    | Name              | NOC | Positions |       |         | Partials |        |         | Difference<br>Time |       |      |
|--------|-------------------|-----|-----------|-------|---------|----------|--------|---------|--------------------|-------|------|
|        |                   |     | Pos       | Time  | Rank    | Pos      | Time   | Rank    |                    |       |      |
| 71     | BABUSIAK Jaroslav | SVK | Run1:     | Int1: | 22.33   | (50)     | I1-I2: | 19.48   | (39)               | 2.24  |      |
|        |                   |     |           | Int2: | 41.81   | (40)     |        | I2-Fin: | 16.70              | (34)  | 4.04 |
|        |                   |     |           | Fin:  | 58.51   | (35)     |        |         |                    |       | 5.14 |
|        |                   |     | Run2:     | Int1: | 20.24   | (32)     | I1-I2: | 19.21   | (26)               | 1.92  |      |
|        |                   |     |           | Int2: | 39.45   | (24)     |        | I2-Fin: | 14.10              | (23)  | 3.63 |
|        |                   |     |           | Fin:  | 53.55   | (22)     |        |         |                    |       | 3.78 |
|        |                   |     | Total:    | Int1: | 1:18.75 | (32)     |        |         |                    | 6.63  |      |
|        |                   |     |           | Int2: | 1:37.96 | (27)     |        |         |                    | 8.04  |      |
|        |                   |     |           | Fin:  | 1:52.06 | (24)     |        |         |                    | 8.92  |      |
| 72     | MARINELLI Danko   | CRO | Run1:     | Int1: | 23.42   | (63)     | I1-I2: |         |                    | 3.33  |      |
|        |                   |     |           | Int2: |         |          |        | I2-Fin: |                    |       |      |
|        |                   |     |           | Fin:  | DNF     |          |        |         |                    |       |      |
|        |                   |     | Run2:     | Int1: |         |          | I1-I2: |         |                    |       |      |
|        |                   |     |           | Int2: |         |          |        | I2-Fin: |                    |       |      |
|        |                   |     |           | Fin:  | DNF     |          |        |         |                    |       |      |
| Total: | Int1:             |     |           |       |         |          |        |         |                    |       |      |
|        | Int2:             |     |           |       |         |          |        |         |                    |       |      |
|        | Fin:              | DNF |           |       |         |          |        |         |                    |       |      |
| 73     | HEIMSCHILD Ivan   | SVK | Run1:     | Int1: | 22.71   | (55)     | I1-I2: | 19.91   | (44)               | 2.62  |      |
|        |                   |     |           | Int2: | 42.62   | (43)     |        | I2-Fin: | 17.05              | (40)  | 4.85 |
|        |                   |     |           | Fin:  | 59.67   | (39)     |        |         |                    |       | 6.30 |
|        |                   |     | Run2:     | Int1: | 20.53   | (36)     | I1-I2: | 19.61   | (30)               | 2.21  |      |
|        |                   |     |           | Int2: | 40.14   | (32)     |        | I2-Fin: | 14.17              | (25)  | 4.32 |
|        |                   |     |           | Fin:  | 54.31   | (27)     |        |         |                    |       | 4.54 |
|        |                   |     | Total:    | Int1: | 1:20.20 | (37)     |        |         |                    | 8.08  |      |
|        |                   |     |           | Int2: | 1:39.81 | (32)     |        |         |                    | 9.89  |      |
|        |                   |     |           | Fin:  | 1:53.98 | (26)     |        |         |                    | 10.84 |      |
| 74     | VIDOSA Roger      | AND | Run1:     | Int1: | 23.03   | (58)     | I1-I2: | 19.36   | (37)               | 2.94  |      |
|        |                   |     |           | Int2: | 42.39   | (42)     |        | I2-Fin: | 17.48              | (46)  | 4.62 |
|        |                   |     |           | Fin:  | 59.87   | (41)     |        |         |                    |       | 6.50 |
|        |                   |     | Run2:     | Int1: | 20.43   | (35)     | I1-I2: | 19.18   | (25)               | 2.11  |      |
|        |                   |     |           | Int2: | 39.61   | (25)     |        | I2-Fin: | 14.55              | (31)  | 3.79 |
|        |                   |     |           | Fin:  | 54.16   | (24)     |        |         |                    |       | 4.39 |
|        |                   |     | Total:    | Int1: | 1:20.30 | (38)     |        |         |                    | 8.18  |      |
|        |                   |     |           | Int2: | 1:39.48 | (29)     |        |         |                    | 9.56  |      |
|        |                   |     |           | Fin:  | 1:54.03 | (27)     |        |         |                    | 10.89 |      |
| 75     | SCHAFFERER Marco  | BIH | Run1:     | Int1: | 23.30   | (61)     | I1-I2: | 19.84   | (43)               | 3.21  |      |
|        |                   |     |           | Int2: | 43.14   | (45)     |        | I2-Fin: | 17.97              | (49)  | 5.37 |
|        |                   |     |           | Fin:  | 1:01.11 | (44)     |        |         |                    |       | 7.74 |
|        |                   |     | Run2:     | Int1: | 21.71   | (46)     | I1-I2: | 19.82   | (33)               | 3.39  |      |
|        |                   |     |           | Int2: | 41.53   | (37)     |        | I2-Fin: | 14.53              | (30)  | 5.71 |
|        |                   |     |           | Fin:  | 56.06   | (32)     |        |         |                    |       | 6.29 |
|        |                   |     | Total:    | Int1: | 1:22.82 | (41)     |        |         |                    | 10.70 |      |
|        |                   |     |           | Int2: | 1:42.64 | (35)     |        |         |                    | 12.72 |      |
|        |                   |     |           | Fin:  | 1:57.17 | (30)     |        |         |                    | 14.03 |      |


**PERFORMANCE ANALYSIS BY BIB / ANALYSE DES PERFORMANCES PAR DOSSARD**

SESTRIERE COLLE SAT 25 FEB 2006 / SAM 25 FEV 2006 START TIME / DÉBUT 18:30

Number of Competitors: 97

| Bib | Name              | NOC | Positions |              |            | Partials |         |            | Difference<br>Time |
|-----|-------------------|-----|-----------|--------------|------------|----------|---------|------------|--------------------|
|     |                   |     | Pos       | Time         | Rank       | Pos      | Time    | Rank       |                    |
| 76  | PALSSON Sindri M. | ISL | Run1:     | Int1:        |            |          | I1-I2:  |            |                    |
|     |                   |     |           | Int2:        |            |          | I2-Fin: |            |                    |
|     |                   |     | Fin:      | DNF          |            |          |         |            |                    |
|     | Run2:             |     | Int1:     |              |            |          | I1-I2:  |            |                    |
|     |                   |     | Int2:     |              |            |          | I2-Fin: |            |                    |
|     |                   |     | Fin:      | DNF          |            |          |         |            |                    |
|     | Total:            |     | Int1:     |              |            |          |         |            |                    |
|     |                   |     | Int2:     |              |            |          |         |            |                    |
|     |                   |     | Fin:      | DNF          |            |          |         |            |                    |
| 77  | HEATH Alexander   | RSA | Run1:     | Int1:        | 42.74 (79) |          | I1-I2:  |            | 22.65              |
|     |                   |     |           | Int2:        |            |          | I2-Fin: |            |                    |
|     |                   |     | Fin:      | DNF          |            |          |         |            |                    |
|     | Run2:             |     | Int1:     |              |            |          | I1-I2:  |            |                    |
|     |                   |     | Int2:     |              |            |          | I2-Fin: |            |                    |
|     |                   |     | Fin:      | DNF          |            |          |         |            |                    |
|     | Total:            |     | Int1:     |              |            |          |         |            |                    |
|     |                   |     | Int2:     |              |            |          |         |            |                    |
|     |                   |     | Fin:      | DNF          |            |          |         |            |                    |
| 78  | SKRIABIN Nikolay  | UKR | Run1:     | Int1:        | 23.30 (61) |          | I1-I2:  | 20.66 (51) | 3.21               |
|     |                   |     |           | Int2:        | 43.96 (49) |          | I2-Fin: | 18.02 (50) | 6.19               |
|     |                   |     | Fin:      | 1:01.98 (47) |            |          |         | 8.61       |                    |
|     | Run2:             |     | Int1:     | 21.67 (45)   |            |          | I1-I2:  | 20.89 (42) | 3.35               |
|     |                   |     | Int2:     | 42.56 (40)   |            |          | I2-Fin: | 15.42 (40) | 6.74               |
|     |                   |     | Fin:      | 57.98 (35)   |            |          |         | 8.21       |                    |
|     | Total:            |     | Int1:     | 1:23.65 (43) |            |          |         |            | 11.53              |
|     |                   |     | Int2:     | 1:44.54 (40) |            |          |         |            | 14.62              |
|     |                   |     | Fin:      | 1:59.96 (36) |            |          |         | 16.82      |                    |
| 79  | RENZHIN Mikail    | ISR | Run1:     | Int1:        | 23.54 (64) |          | I1-I2:  | 20.52 (49) | 3.45               |
|     |                   |     |           | Int2:        | 44.06 (50) |          | I2-Fin: | 17.77 (47) | 6.29               |
|     |                   |     | Fin:      | 1:01.83 (45) |            |          |         | 8.46       |                    |
|     | Run2:             |     | Int1:     | 22.22 (47)   |            |          | I1-I2:  | 20.88 (41) | 3.90               |
|     |                   |     | Int2:     | 43.10 (41)   |            |          | I2-Fin: | 15.80 (41) | 7.28               |
|     |                   |     | Fin:      | 58.90 (36)   |            |          |         | 9.13       |                    |
|     | Total:            |     | Int1:     | 1:24.05 (44) |            |          |         |            | 11.93              |
|     |                   |     | Int2:     | 1:44.93 (42) |            |          |         |            | 15.01              |
|     |                   |     | Fin:      | 2:00.73 (37) |            |          |         | 17.59      |                    |
| 80  | MARKOVSKI Gjorgi  | MKD | Run1:     | Int1:        | 24.48 (66) |          | I1-I2:  | 21.53 (53) | 4.39               |
|     |                   |     |           | Int2:        | 46.01 (52) |          | I2-Fin: | 18.02 (50) | 8.24               |
|     |                   |     | Fin:      | 1:04.03 (51) |            |          |         | 10.66      |                    |
|     | Run2:             |     | Int1:     | 21.58 (44)   |            |          | I1-I2:  |            | 3.26               |
|     |                   |     | Int2:     |              |            |          | I2-Fin: |            |                    |
|     |                   |     | Fin:      | DNF          |            |          |         |            |                    |
|     | Total:            |     | Int1:     |              |            |          |         |            |                    |
|     |                   |     | Int2:     |              |            |          |         |            |                    |
|     |                   |     | Fin:      | DNF          |            |          |         |            |                    |



PERFORMANCE ANALYSIS BY BIB / ANALYSE DES PERFORMANCES PAR DOSSARD

SESTRIERE COLLE SAT 25 FEB 2006 / SAM 25 FEV 2006 START TIME / DÉBUT 18:30

Number of Competitors: 97

| Bib | Name                   | NOC |        | Positions |         |      | Partials |         |       | Difference |       |
|-----|------------------------|-----|--------|-----------|---------|------|----------|---------|-------|------------|-------|
|     |                        |     |        | Pos       | Time    | Rank | Pos      | Time    | Rank  | Time       |       |
| 81  | SAVEH SHEMSHAKI Alidad | IRI | Run1:  | Int1:     | 24.92   | (68) | I1-I2:   | 22.71   | (57)  | 4.83       |       |
|     |                        |     |        | Int2:     | 47.63   | (56) |          | I2-Fin: | 19.94 | (61)       | 9.86  |
|     |                        |     |        | Fin:      | 1:07.57 | (53) |          |         |       |            | 14.20 |
|     |                        |     | Run2:  | Int1:     | 22.41   | (48) | I1-I2:   | 22.39   | (45)  | 4.09       |       |
|     |                        |     |        | Int2:     | 44.80   | (43) |          | I2-Fin: | 17.19 | (47)       | 8.98  |
|     |                        |     |        | Fin:      | 1:01.99 | (40) |          |         |       |            | 12.22 |
|     |                        |     | Total: | Int1:     | 1:29.98 | (49) |          |         |       | 17.86      |       |
|     |                        |     |        | Int2:     | 1:52.37 | (44) |          |         |       | 22.45      |       |
|     |                        |     |        | Fin:      | 2:09.56 | (41) |          |         |       | 26.42      |       |
| 82  | JENOT Olivier          | MON | Run1:  | Int1:     | 24.55   | (67) | I1-I2:   | 21.48   | (52)  | 4.46       |       |
|     |                        |     |        | Int2:     | 46.03   | (53) |          | I2-Fin: | 17.82 | (48)       | 8.26  |
|     |                        |     |        | Fin:      | 1:03.85 | (50) |          |         |       |            | 10.48 |
|     |                        |     | Run2:  | Int1:     | 20.68   | (40) | I1-I2:   | 19.94   | (34)  | 2.36       |       |
|     |                        |     |        | Int2:     | 40.62   | (35) |          | I2-Fin: | 14.66 | (32)       | 4.80  |
|     |                        |     |        | Fin:      | 55.28   | (30) |          |         |       |            | 5.51  |
|     |                        |     | Total: | Int1:     | 1:24.53 | (46) |          |         |       | 12.41      |       |
|     |                        |     |        | Int2:     | 1:44.47 | (39) |          |         |       | 14.55      |       |
|     |                        |     |        | Fin:      | 1:59.13 | (34) |          |         |       | 15.99      |       |
| 83  | SARE Hamit             | TUR | Run1:  | Int1:     | 25.80   | (72) | I1-I2:   | 22.30   | (55)  | 5.71       |       |
|     |                        |     |        | Int2:     | 48.10   | (57) |          | I2-Fin: | 19.47 | (57)       | 10.33 |
|     |                        |     |        | Fin:      | 1:07.57 | (53) |          |         |       |            | 14.20 |
|     |                        |     | Run2:  | Int1:     | 23.08   | (49) | I1-I2:   | 22.26   | (44)  | 4.76       |       |
|     |                        |     |        | Int2:     | 45.34   | (45) |          | I2-Fin: | 16.22 | (43)       | 9.52  |
|     |                        |     |        | Fin:      | 1:01.56 | (39) |          |         |       |            | 11.79 |
|     |                        |     | Total: | Int1:     | 1:30.65 | (50) |          |         |       | 18.53      |       |
|     |                        |     |        | Int2:     | 1:52.91 | (45) |          |         |       | 22.99      |       |
|     |                        |     |        | Fin:      | 2:09.13 | (40) |          |         |       | 25.99      |       |
| 84  | ABRAMASHVILI Iason     | GEO | Run1:  | Int1:     | 23.24   | (60) | I1-I2:   | 20.56   | (50)  | 3.15       |       |
|     |                        |     |        | Int2:     | 43.80   | (48) |          | I2-Fin: | 18.04 | (52)       | 6.03  |
|     |                        |     |        | Fin:      | 1:01.84 | (46) |          |         |       |            | 8.47  |
|     |                        |     | Run2:  | Int1:     | 20.90   | (41) | I1-I2:   | 20.79   | (39)  | 2.58       |       |
|     |                        |     |        | Int2:     | 41.69   | (39) |          | I2-Fin: | 15.14 | (39)       | 5.87  |
|     |                        |     |        | Fin:      | 56.83   | (34) |          |         |       |            | 7.06  |
|     |                        |     | Total: | Int1:     | 1:22.74 | (40) |          |         |       | 10.62      |       |
|     |                        |     |        | Int2:     | 1:43.53 | (38) |          |         |       | 13.61      |       |
|     |                        |     |        | Fin:      | 1:58.67 | (32) |          |         |       | 15.53      |       |
| 85  | GUANGXU Li             | CHN | Run1:  | Int1:     | 26.04   | (75) | I1-I2:   | 23.16   | (59)  | 5.95       |       |
|     |                        |     |        | Int2:     | 49.20   | (60) |          | I2-Fin: | 19.64 | (58)       | 11.43 |
|     |                        |     |        | Fin:      | 1:08.84 | (57) |          |         |       |            | 15.47 |
|     |                        |     | Run2:  | Int1:     | 30.39   | (58) | I1-I2:   |         |       | 12.07      |       |
|     |                        |     |        | Int2:     |         |      |          | I2-Fin: |       |            |       |
|     |                        |     |        | Fin:      | DNF     |      |          |         |       |            |       |
|     |                        |     | Total: | Int1:     |         |      |          |         |       |            |       |
|     |                        |     |        | Int2:     |         |      |          |         |       |            |       |
|     |                        |     |        | Fin:      | DNF     |      |          |         |       |            |       |



PERFORMANCE ANALYSIS BY BIB / ANALYSE DES PERFORMANCES PAR DOSSARD

SESTRIERE COLLE SAT 25 FEB 2006 / SAM 25 FEV 2006 START TIME / DÉBUT 18:30

Number of Competitors: 97

| Bib    | Name                 | NOC          | Positions    |              |            | Partials |            |            | Difference<br>Time |
|--------|----------------------|--------------|--------------|--------------|------------|----------|------------|------------|--------------------|
|        |                      |              | Pos          | Time         | Rank       | Pos      | Time       | Rank       |                    |
| 86     | RYABCHENKO Victor    | KAZ          | Run1:        | Int1:        |            |          | I1-I2:     |            |                    |
|        |                      |              |              | Int2:        |            |          | I2-Fin:    |            |                    |
|        |                      |              | Fin:         | DNF          |            |          |            |            |                    |
|        | Run2:                | Int1:        |              |              |            | I1-I2:   |            |            |                    |
|        |                      | Int2:        |              |              |            | I2-Fin:  |            |            |                    |
|        |                      | Fin:         | DNF          |              |            |          |            |            |                    |
| Total: | Int1:                |              |              |              |            |          |            |            |                    |
|        | Int2:                |              |              |              |            |          |            |            |                    |
|        | Fin:                 | DNF          |              |              |            |          |            |            |                    |
| 87     | MAROSI Attila        | HUN          | Run1:        | Int1:        | 25.72 (71) |          | I1-I2:     | 22.71 (57) | 5.63               |
|        |                      |              |              | Int2:        | 48.43 (59) |          | I2-Fin:    | 19.24 (55) | 10.66              |
|        |                      |              | Fin:         | 1:07.67 (56) |            |          |            | 14.30      |                    |
|        | Run2:                | Int1:        | 23.20 (51)   |              |            | I1-I2:   | 22.53 (46) | 4.88       |                    |
|        |                      | Int2:        | 45.73 (46)   |              |            | I2-Fin:  | 16.88 (45) | 9.91       |                    |
|        |                      | Fin:         | 1:02.61 (41) |              |            |          | 12.84      |            |                    |
| Total: | Int1:                | 1:30.87 (51) |              |              |            |          | 18.75      |            |                    |
|        | Int2:                | 1:53.40 (46) |              |              |            |          | 23.48      |            |                    |
|        | Fin:                 | 2:10.28 (42) |              |              |            |          | 27.14      |            |                    |
| 88     | SECK Leyti           | SEN          | Run1:        | Int1:        |            |          | I1-I2:     |            |                    |
|        |                      |              |              | Int2:        |            |          | I2-Fin:    |            |                    |
|        |                      |              | Fin:         | DNF          |            |          |            |            |                    |
|        | Run2:                | Int1:        |              |              |            | I1-I2:   |            |            |                    |
|        |                      | Int2:        |              |              |            | I2-Fin:  |            |            |                    |
|        |                      | Fin:         | DNF          |              |            |          |            |            |                    |
| Total: | Int1:                |              |              |              |            |          |            |            |                    |
|        | Int2:                |              |              |              |            |          |            |            |                    |
|        | Fin:                 | DNF          |              |              |            |          |            |            |                    |
| 89     | OPRJA Deyvid         | EST          | Run1:        | Int1:        |            |          | I1-I2:     |            |                    |
|        |                      |              |              | Int2:        |            |          | I2-Fin:    |            |                    |
|        |                      |              | Fin:         | DNS          |            |          |            |            |                    |
|        | Run2:                | Int1:        |              |              |            | I1-I2:   |            |            |                    |
|        |                      | Int2:        |              |              |            | I2-Fin:  |            |            |                    |
|        |                      | Fin:         | DNS          |              |            |          |            |            |                    |
| Total: | Int1:                |              |              |              |            |          |            |            |                    |
|        | Int2:                |              |              |              |            |          |            |            |                    |
|        | Fin:                 | DNS          |              |              |            |          |            |            |                    |
| 90     | RAZANAKOLONA Mathieu | MAD          | Run1:        | Int1:        |            |          | I1-I2:     |            |                    |
|        |                      |              |              | Int2:        |            |          | I2-Fin:    |            |                    |
|        |                      |              | Fin:         | DNF          |            |          |            |            |                    |
|        | Run2:                | Int1:        |              |              |            | I1-I2:   |            |            |                    |
|        |                      | Int2:        |              |              |            | I2-Fin:  |            |            |                    |
|        |                      | Fin:         | DNF          |              |            |          |            |            |                    |
| Total: | Int1:                |              |              |              |            |          |            |            |                    |
|        | Int2:                |              |              |              |            |          |            |            |                    |
|        | Fin:                 | DNF          |              |              |            |          |            |            |                    |


**PERFORMANCE ANALYSIS BY BIB / ANALYSE DES PERFORMANCES PAR DOSSARD**

SESTRIERE COLLE SAT 25 FEB 2006 / SAM 25 FEV 2006 START TIME / DÉBUT 18:30

Number of Competitors: 97

| Bib | Name               | NOC | Positions |       |         | Partials |        |         | Difference |       |       |
|-----|--------------------|-----|-----------|-------|---------|----------|--------|---------|------------|-------|-------|
|     |                    |     | Pos       | Time  | Rank    | Pos      | Time   | Rank    | Time       |       |       |
| 91  | CHRISTODOULOU T.   | CYP | Run1:     | Int1: | 24.92   | (68)     | I1-I2: | 21.73   | (54)       | 4.83  |       |
|     |                    |     |           | Int2: | 46.65   | (55)     |        | I2-Fin: | 18.93      | (53)  | 8.88  |
|     |                    |     |           | Fin:  | 1:05.58 | (52)     |        |         |            |       | 12.21 |
|     |                    |     | Run2:     | Int1: | 23.09   | (50)     | I1-I2: | 21.88   | (43)       | 4.77  |       |
|     |                    |     |           | Int2: | 44.97   | (44)     |        | I2-Fin: | 16.00      | (42)  | 9.15  |
|     |                    |     |           | Fin:  | 1:00.97 | (37)     |        |         |            |       | 11.20 |
|     |                    |     | Total:    | Int1: | 1:28.67 | (48)     |        |         |            | 16.55 |       |
|     |                    |     |           | Int2: | 1:50.55 | (43)     |        |         |            | 20.63 |       |
|     |                    |     |           | Fin:  | 2:06.55 | (38)     |        |         |            | 23.41 |       |
| 92  | SALAMEH George     | LIB | Run1:     | Int1: | 25.64   | (70)     | I1-I2: | 22.60   | (56)       | 5.55  |       |
|     |                    |     |           | Int2: | 48.24   | (58)     |        | I2-Fin: | 19.38      | (56)  | 10.47 |
|     |                    |     |           | Fin:  | 1:07.62 | (55)     |        |         |            |       | 14.25 |
|     |                    |     | Run2:     | Int1: | 24.12   | (54)     | I1-I2: | 23.12   | (48)       | 5.80  |       |
|     |                    |     |           | Int2: | 47.24   | (47)     |        | I2-Fin: | 16.75      | (44)  | 11.42 |
|     |                    |     |           | Fin:  | 1:03.99 | (42)     |        |         |            |       | 14.22 |
|     |                    |     | Total:    | Int1: | 1:31.74 | (52)     |        |         |            | 19.62 |       |
|     |                    |     |           | Int2: | 1:54.86 | (48)     |        |         |            | 24.94 |       |
|     |                    |     |           | Fin:  | 2:11.61 | (43)     |        |         |            | 28.47 |       |
| 93  | ERMETOV Kayrat     | UZB | Run1:     | Int1: | 27.14   | (77)     | I1-I2: | 24.40   | (64)       | 7.05  |       |
|     |                    |     |           | Int2: | 51.54   | (64)     |        | I2-Fin: | 21.65      | (63)  | 13.77 |
|     |                    |     |           | Fin:  | 1:13.19 | (61)     |        |         |            |       | 19.82 |
|     |                    |     | Run2:     | Int1: | 24.56   | (57)     | I1-I2: | 24.47   | (51)       | 6.24  |       |
|     |                    |     |           | Int2: | 49.03   | (51)     |        | I2-Fin: | 18.66      | (49)  | 13.21 |
|     |                    |     |           | Fin:  | 1:07.69 | (45)     |        |         |            |       | 17.92 |
|     |                    |     | Total:    | Int1: | 1:37.75 | (57)     |        |         |            | 25.63 |       |
|     |                    |     |           | Int2: | 2:02.22 | (52)     |        |         |            | 32.30 |       |
|     |                    |     |           | Fin:  | 2:20.88 | (46)     |        |         |            | 37.74 |       |
| 94  | RUMIANCEV Vitalij  | LTU | Run1:     | Int1: | 25.99   | (74)     | I1-I2: | 23.32   | (60)       | 5.90  |       |
|     |                    |     |           | Int2: | 49.31   | (61)     |        | I2-Fin: | 19.88      | (60)  | 11.54 |
|     |                    |     |           | Fin:  | 1:09.19 | (58)     |        |         |            |       | 15.82 |
|     |                    |     | Run2:     | Int1: | 24.49   | (56)     | I1-I2: | 22.80   | (47)       | 6.17  |       |
|     |                    |     |           | Int2: | 47.29   | (48)     |        | I2-Fin: | 16.98      | (46)  | 11.47 |
|     |                    |     |           | Fin:  | 1:04.27 | (43)     |        |         |            |       | 14.50 |
|     |                    |     | Total:    | Int1: | 1:33.68 | (54)     |        |         |            | 21.56 |       |
|     |                    |     |           | Int2: | 1:56.48 | (49)     |        |         |            | 26.56 |       |
|     |                    |     |           | Fin:  | 2:13.46 | (44)     |        |         |            | 30.32 |       |
| 95  | SARKAKHYAN Abraham | ARM | Run1:     | Int1: | 26.06   | (76)     | I1-I2: | 23.97   | (62)       | 5.97  |       |
|     |                    |     |           | Int2: | 50.03   | (63)     |        | I2-Fin: | 20.66      | (62)  | 12.26 |
|     |                    |     |           | Fin:  | 1:10.69 | (60)     |        |         |            |       | 17.32 |
|     |                    |     | Run2:     | Int1: | 24.13   | (55)     | I1-I2: | 23.76   | (49)       | 5.81  |       |
|     |                    |     |           | Int2: | 47.89   | (50)     |        | I2-Fin: | 17.63      | (48)  | 12.07 |
|     |                    |     |           | Fin:  | 1:05.52 | (44)     |        |         |            |       | 15.75 |
|     |                    |     | Total:    | Int1: | 1:34.82 | (55)     |        |         |            | 22.70 |       |
|     |                    |     |           | Int2: | 1:58.58 | (51)     |        |         |            | 28.66 |       |
|     |                    |     |           | Fin:  | 2:16.21 | (45)     |        |         |            | 33.07 |       |



PERFORMANCE ANALYSIS BY BIB / ANALYSE DES PERFORMANCES PAR DOSSARD

SESTRIERE COLLE SAT 25 FEB 2006 / SAM 25 FEV 2006 START TIME / DÉBUT 18:30

Number of Competitors: 97

| Bib Name        | NOC |        | Positions |         |      | Partials |         |       | Difference |       |
|-----------------|-----|--------|-----------|---------|------|----------|---------|-------|------------|-------|
|                 |     |        | Pos       | Time    | Rank | Pos      | Time    | Rank  | Time       |       |
| 96 BORISOV Ivan | KGZ | Run1:  | Int1:     | 25.85   | (73) | I1-I2:   | 23.97   | (62)  | 5.76       |       |
|                 |     |        | Int2:     | 49.82   | (62) |          | I2-Fin: | 19.72 | (59)       | 12.05 |
|                 |     |        | Fin:      | 1:09.54 | (59) |          |         |       |            | 16.17 |
|                 |     | Run2:  | Int1:     | 23.91   | (53) | I1-I2:   | 23.83   | (50)  | 5.59       |       |
|                 |     |        | Int2:     | 47.74   | (49) |          | I2-Fin: | 33.33 | (51)       | 11.92 |
|                 |     |        | Fin:      | DSQ     |      |          |         |       |            |       |
|                 |     | Total: | Int1:     |         |      |          |         |       |            |       |
|                 |     |        | Int2:     |         |      |          |         |       |            |       |
|                 |     |        | Fin:      | DSQ     |      |          |         |       |            |       |
| 97 TOLA Erjon   | ALB | Run1:  | Int1:     | 30.73   | (78) | I1-I2:   |         |       | 10.64      |       |
|                 |     |        | Int2:     |         |      |          | I2-Fin: |       |            |       |
|                 |     |        | Fin:      | DNF     |      |          |         |       |            |       |
|                 |     | Run2:  | Int1:     |         |      | I1-I2:   |         |       |            |       |
|                 |     |        | Int2:     |         |      |          | I2-Fin: |       |            |       |
|                 |     |        | Fin:      | DNF     |      |          |         |       |            |       |
|                 |     | Total: | Int1:     |         |      |          |         |       |            |       |
|                 |     |        | Int2:     |         |      |          |         |       |            |       |
|                 |     |        | Fin:      | DNF     |      |          |         |       |            |       |

LEGEND:

Pos Intermediate or Speed Position Int1: Intermediate 1 DNF Did Not Finish Run2 Second Run Run1 First Run Fin: Finish  
 Total First + Second Run Int2: Intermediate 2 DNS Did Not Start DSQ Disqualified


**FIS WCSL LIST / LISTE DE DÉPART COUPE DU MONDE FIS**

As of SAT 25 FEB 2006 / En date du SAM 25 FEV 2006

| Rank | FIS Code | Name                 | NOC Code | 4 DEC 2005 Beaver Creek (USA)<br>12 DEC 2005 Madonna di Campiglio (ITA)<br>22 DEC 2005 Kranjska Gora (SLO)<br>8 JAN 2006 Adelboden (SUI)<br>15 JAN 2006 Wengen (SUI)<br>22 JAN 2006 Kitzbühel (AUT)<br>24 JAN 2006 Schladming (AUT)<br>25 FEB 2006 Sestriere (ITA) |     |     |     |     |     |     |     | Base - X + Y = |     |     | WCSL SL |
|------|----------|----------------------|----------|--|-----|-----|-----|-----|-----|-----|-----|----------------|-----|-----|---------|
|      |          |                      |          | 1  | 2   | 3   | 4   | 5   | 6   | 7   | 8   |                |     |     |         |
| 1    | 290478   | ROCCA Giorgio        | ITA      | 100  | 100 | 100 | 100 | 100 | -   | -   | -   | 450            | 327 | 500 | 623     |
| 2    | 50625    | RAICH Benjamin       | AUT      | -  | 80  | -   | 60  | -   | 60  | 60  | 100 | 652            | 474 | 360 | 538     |
| 3    | 180251   | PALANDER Kalle       | FIN      | -  | 60  | 45  | 45  | 80  | 36  | 100 | -   | 227            | 165 | 366 | 428     |
| 4    | 534562   | LIGETY Ted           | USA      | 60   | 40  | 60  | 80  | 45  | 40  | -   | -   | 89             | 65  | 325 | 349     |
| 5    | 50547    | SCHOENFELDER Rainer  | AUT      | -  | 15  | 50  | -   | -   | 45  | 24  | 60  | 488            | 355 | 194 | 327     |
| 6    | 191139   | VIDAL Jean-Pierre    | FRA      | -  | 45  | 29  | 50  | 29  | 100 | -   | -   | 152            | 111 | 253 | 294     |
| 7    | 501017   | MYHRER Andre         | SWE      | -  | 16  | 24  | 36  | 36  | -   | 50  | 50  | 292            | 212 | 212 | 292     |
| 8    | 50605    | HERBST Reinfried     | AUT      | 22   | 32  | 6   | 24  | 40  | 80  | -   | 80  | 26             | 19  | 284 | 291     |
| 9    | 100115   | GRANDI Thomas        | CAN      | -  | 50  | 80  | -   | -   | 32  | 18  | 29  | 174            | 127 | 209 | 256     |
| 10   | 301312   | SASAKI Akira         | JPN      | 50   | 18  | 18  | -   | -   | 18  | 80  | -   | 144            | 105 | 184 | 223     |
| 11   | 300804   | MINAGAWA Kentaro     | JPN      | 20   | 9   | -   | -   | 50  | 22  | 40  | 50  | 101            | 73  | 191 | 219     |
| 11   | 191425   | TISSOT Stephane      | FRA      | 80   | -   | 8   | -   | 22  | 50  | 45  | -   | 52             | 38  | 205 | 219     |
| 13   | 500656   | LARSSON Markus       | SWE      | -  | 26  | 14  | 40  | 24  | 29  | -   | -   | 241            | 175 | 133 | 199     |
| 14   | 380260   | KOSTELIC Ivica       | CRO      | 36   | 36  | -   | -   | -   | 14  | -   | 40  | 263            | 191 | 126 | 198     |
| 15   | 200251   | VOGL Alois           | GER      | -  | -   | -   | 29  | 60  | 15  | -   | -   | 310            | 225 | 104 | 189     |
| 16   | 50624    | PRANGER Manfred      | AUT      | -  | -   | 32  | -   | 15  | -   | 29  | -   | 396            | 288 | 76  | 184     |
| 17   | 50707    | MATT Mario           | AUT      | 50   | -   | -   | -   | -   | -   | 13  | -   | 294            | 214 | 63  | 143     |
| 18   | 500499   | BROLENIUS Johan      | SWE      | -  | 10  | 40  | -   | -   | 18  | 5   | 32  | 112            | 81  | 105 | 136     |
| 19   | 290732   | THALER Patrick       | ITA      | 16   | 29  | -   | 16  | -   | -   | 36  | -   | 104            | 76  | 97  | 125     |
| 20   | 292491   | MOELGG Manfred       | ITA      | -  | 8   | 15  | -   | -   | 24  | 7   | -   | 256            | 186 | 54  | 124     |
| 21   | 500124   | HANSSON Martin       | SWE      | 14   | 14  | 29  | -   | -   | -   | 32  | 26  | 23             | 17  | 115 | 121     |
| 22   | 190915   | BOURGEAT Pierrick    | FRA      | 12   | 7   | 12  | 18  | -   | -   | 16  | 24  | 101            | 73  | 89  | 117     |
| 23   | 421483   | JANSRUD Kjetil       | NOR      | 50   | -   | 20  | 32  | 11  | -   | -   | -   | 5              | 4   | 113 | 114     |
| 24   | 421328   | SVINDAL Aksel Lund   | NOR      | 29   | 24  | 13  | -   | 26  | 5   | -   | -   | 57             | 41  | 97  | 113     |
| 25   | 510890   | ZURBRIGGEN Silvan    | SUI      | 26   | 13  | -   | -   | -   | -   | -   | 16  | 206            | 150 | 55  | 111     |
| 26   | 102435   | JANYK Michael        | CAN      | -  | 22  | -   | 26  | -   | -   | 20  | -   | 137            | 100 | 68  | 105     |
| 27   | 532431   | MILLER Bode          | USA      | -  | -   | -   | -   | 32  | 13  | -   | -   | 140            | 102 | 45  | 83      |
| 28   | 510993   | ALBRECHT Daniel      | SUI      | -  | -   | -   | 22  | 20  | 12  | 14  | -   | 50             | 36  | 68  | 82      |
| 29   | 301709   | YUASA Naoki          | JPN      | -  | -   | 36  | -   | -   | -   | -   | 36  | 10             | 7   | 72  | 75      |
| 30   | 291145   | DEVILLE Cristian     | ITA      | -  | 12  | -   | 8   | 18  | 8   | 10  | -   | 55             | 40  | 56  | 71      |
| 31   | 201702   | NEUREUTHER Felix     | GER      | 24   | -   | 11  | 12  | -   | 6   | -   | -   | 51             | 37  | 53  | 67      |
| 32   | 102456   | BIGGS Patrick        | CAN      | 18   | 11  | -   | -   | -   | -   | -   | -   | 95             | 69  | 29  | 55      |
| 33   | 420069   | BURAAS Hans-Petter   | NOR      | 8  | 20  | -   | -   | -   | -   | 22  | -   | 13             | 9   | 50  | 54      |
| 34   | 50688    | MARINAC Martin       | AUT      | -  | -   | -   | -   | 14  | 20  | -   | -   | 64             | 47  | 34  | 51      |
| 34   | 50997    | OMMINGER Andreas     | AUT      | -  | -   | -   | 20  | 16  | -   | 15  | -   | -              | -   | 51  | 51      |
| 36   | 560230   | GRUBELNIK Drago      | SLO      | -  | -   | 22  | -   | -   | -   | -   | 20  | 21             | 15  | 42  | 48      |
| 37   | 290023   | BERGAMELLI Giancarlo | ITA      | 10   | 5   | -   | -   | -   | 3   | -   | -   | 103            | 75  | 18  | 46      |
| 38   | 510997   | BERTHOD Marc         | SUI      | -  | -   | -   | 15  | -   | -   | 11  | 18  | -              | -   | 44  | 44      |
| 39   | 531557   | KNIGHT Chip          | USA      | -  | -   | -   | 14  | -   | 11  | 12  | -   | 18             | 13  | 37  | 42      |


**FIS WCSL LIST / LISTE DE DÉPART COUPE DU MONDE FIS**

As of SAT 25 FEB 2006 / En date du SAM 25 FEV 2006

| Rank | FIS Code | Name                 | NOC Code | 4 DEC 2005 Beaver Creek (USA)<br>12 DEC 2005 Madonna di Campiglio (ITA)<br>22 DEC 2005 Kranjska Gora (SLO)<br>8 JAN 2006 Adelboden (SUI)<br>15 JAN 2006 Wengen (SUI)<br>22 JAN 2006 Kitzbühel (AUT)<br>24 JAN 2006 Schladming (AUT)<br>25 FEB 2006 Sestriere (ITA) |   |    |    |    |    |    |    | Base - X + Y = |    |    | WCSL SL |
|------|----------|----------------------|----------|--|---|----|----|----|----|----|----|----------------|----|----|---------|
|      |          |                      |          | 1  | 2 | 3  | 4  | 5  | 6  | 7  | 8  |                |    |    |         |
| 39   | 421400   | MYHRE Lars           | NOR      | 32   | - | -  | -  | -  | 4  | 6  | -  | -              | -  | 42 | 42      |
| 39   | 560425   | VAJDIC Bernard       | SLO      | 13   | - | 10 | 11 | -  | 8  | -  | -  | -              | -  | 42 | 42      |
| 42   | 534040   | COCHRAN James        | USA      | -  | - | 16 | -  | -  | -  | 3  | 22 | -              | -  | 41 | 41      |
| 43   | 532497   | ROTHROCK Tom         | USA      | 15   | - | -  | -  | -  | -  | -  | -  | 77             | 56 | 15 | 36      |
| 44   | 290982   | SCHMID Hannes Paul   | ITA      | -  | - | -  | -  | -  | -  | 26 | -  | 27             | 20 | 26 | 33      |
| 45   | 50004    | ALBRECHT Kilian      | AUT      | -  | - | -  | 13 | -  | -  | -  | -  | 64             | 47 | 13 | 30      |
| 45   | 560406   | GORZA Ales           | SLO      | 11   | - | 7  | -  | 12 | -  | -  | -  | -              | -  | 30 | 30      |
| 45   | 192665   | GRANGE Jean-Baptiste | FRA      | -  | - | -  | -  | -  | 26 | 4  | -  | -              | -  | 30 | 30      |
| 45   | 560033   | KOSIR Jure           | SLO      | -  | 7 | -  | -  | -  | 9  | -  | -  | 53             | 39 | 16 | 30      |
| 49   | 560371   | DRAGSIC Mitja        | SLO      | -  | - | -  | -  | -  | -  | -  | -  | 107            | 78 | -  | 29      |
| 50   | 50675    | ENGL Kurt            | AUT      | -  | - | -  | -  | -  | -  | -  | -  | 99             | 72 | -  | 27      |
| 51   | 291469   | ZARDINI Edoardo      | ITA      | -  | - | -  | -  | -  | -  | 9  | -  | 64             | 47 | 9  | 26      |
| 52   | 560447   | SPORN Andrej         | SLO      | -  | - | -  | -  | 13 | -  | -  | -  | 44             | 32 | 13 | 25      |
| 53   | 420148   | KARLSEN Truls Ove    | NOR      | -  | - | -  | -  | -  | -  | -  | -  | 78             | 57 | -  | 21      |
| 54   | 180292   | LEINO Jukka          | FIN      | -  | - | -  | -  | 10 | -  | -  | -  | 38             | 28 | 10 | 20      |
| 55   | 511127   | GINI Marc            | SUI      | 9  | - | -  | -  | -  | 10 | -  | -  | -              | -  | 19 | 19      |
| 55   | 560355   | VALENCIC Mitja       | SLO      | -  | - | -  | 10 | -  | -  | -  | -  | 33             | 24 | 10 | 19      |
| 57   | 101895   | ROY Jean-Philippe    | CAN      | -  | - | -  | 6  | -  | -  | -  | -  | 24             | 17 | 6  | 13      |
| 58   | 421098   | NILSEN Andreas       | NOR      | -  | - | -  | 9  | -  | -  | -  | -  | 4              | 3  | 9  | 10      |
| 58   | 530703   | SCHLOPY Erik         | USA      | -  | - | -  | 7  | -  | -  | -  | -  | 10             | 7  | 7  | 10      |
| 60   | 50900    | KOLL Alexander       | AUT      | -  | - | -  | -  | -  | -  | 9  | -  | -              | -  | 9  | 9       |
| 60   | 150594   | TREJBAL Filip        | CZE      | -  | - | 9  | -  | -  | -  | -  | -  | -              | -  | 9  | 9       |
| 62   | 102403   | SEMPLE Ryan          | CAN      | -  | - | -  | -  | -  | -  | -  | -  | 30             | 22 | -  | 8       |
| 63   | 420382   | AAMODT Kjetil Andre  | NOR      | -  | - | -  | -  | -  | -  | -  | -  | 18             | 13 | -  | 5       |
| 63   | 180442   | KAITALA Jouni        | FIN      | -  | - | -  | -  | -  | -  | -  | -  | 20             | 15 | -  | 5       |
| 63   | 180430   | RAJALA Jukka         | FIN      | -  | - | -  | -  | -  | -  | -  | -  | 18             | 13 | -  | 5       |
| 63   | 292784   | SENONER Lucas        | ITA      | -  | - | -  | -  | -  | -  | -  | -  | 20             | 15 | -  | 5       |
| 67   | 560154   | KUNC Mitja           | SLO      | -  | - | -  | -  | -  | -  | -  | -  | 14             | 10 | -  | 4       |
| 68   | 190012   | AMIEZ Sebastien      | FRA      | -  | - | -  | -  | -  | -  | -  | -  | 9              | 7  | -  | 2       |
| 68   | 102239   | COUSINEAU Julien     | CAN      | -  | - | -  | -  | -  | -  | -  | -  | 9              | 7  | -  | 2       |
| 68   | 420470   | KJUS Lasse           | NOR      | -  | - | -  | -  | -  | -  | -  | -  | 9              | 7  | -  | 2       |
| 68   | 300379   | OKADA Rishu          | JPN      | -  | - | -  | -  | -  | -  | -  | -  | 7              | 5  | -  | 2       |
| 68   | 420328   | STIANSEN Tom         | NOR      | -  | - | -  | -  | -  | -  | -  | -  | 8              | 6  | -  | 2       |
| 68   | 50041    | WALCHHOFER Michael   | AUT      | -  | - | -  | -  | -  | -  | -  | -  | 6              | 4  | -  | 2       |
| 74   | 220044   | BAXTER Alain         | GBR      | -  | - | -  | -  | -  | -  | -  | -  | 4              | 3  | -  | 1       |





**FIS WCSL LIST / LISTE DE DÉPART COUPE DU MONDE FIS**

As of SAT 25 FEB 2006 / En date du SAM 25 FEV 2006

**Number of Competitors per Nation until 60th position**

|          |         |         |         |         |         |
|----------|---------|---------|---------|---------|---------|
| AUT : 10 | CAN : 4 | CRO : 1 | CZE : 1 | FIN : 2 | FRA : 4 |
| GER : 2  | ITA : 7 | JPN : 3 | NOR : 6 | SLO : 7 | SUI : 4 |
| SWE : 4  | USA : 6 |         |         |         |         |

**LEGEND:**

**Base** Last season WCSL points  
**X** (Base / number of planned races in the current season) \* (number of completed races in the current season)  
**Y** WC points won in the current season  
**WCSL-SL** World Cup Start List points for Slalom



OVERALL FIS WCSL LIST / LISTE DE DÉPART GÉNÉRALE COUPE DU MONDE FIS

As of SAT 25 FEB 2006 / En date du SAM 25 FEV 2006

Number of Competitors: 178

| Rank | FIS Code | Name                  | NOC Code | WCSL | DH       | SL       | GS       | SG       | K        |
|------|----------|-----------------------|----------|------|----------|----------|----------|----------|----------|
| 1    | 50625    | RAICH Benjamin        | AUT      | 1678 | 79 (28)  | 538 (2)  | 554 (1)  | 162 (9)  | 345 (1)  |
| 2    | 50423    | MAIER Hermann         | AUT      | 1223 | 409 (6)  | -        | 422 (2)  | 384 (1)  | 8 (45)   |
| 2    | 532431   | MILLER Bode           | USA      | 1223 | 436 (5)  | 83 (27)  | 378 (4)  | 126 (19) | 200 (3)  |
| 4    | 50041    | WALCHHOFER Michael    | AUT      | 1106 | 713 (1)  | 2 (68)   | 30 (41)  | 161 (10) | 200 (3)  |
| 5    | 531040   | RAHLVES Daron         | USA      | 1011 | 529 (3)  | -        | 209 (9)  | 273 (4)  | -        |
| 6    | 420382   | AAMODT Kjetil Andre   | NOR      | 837  | 351 (8)  | 5 (63)   | 9 (55)   | 310 (2)  | 162 (6)  |
| 7    | 421328   | SVINDAL Aksel Lund    | NOR      | 833  | 104 (22) | 113 (24) | 180 (14) | 296 (3)  | 140 (8)  |
| 8    | 180251   | PALANDER Kalle        | FIN      | 775  | -        | 428 (3)  | 347 (5)  | -        | -        |
| 9    | 50547    | SCHOENFELDER Rainer   | AUT      | 764  | -        | 327 (5)  | 195 (12) | -        | 242 (2)  |
| 10   | 350032   | BUECHEL Marco         | LIE      | 709  | 479 (4)  | -        | 80 (22)  | 150 (13) | -        |
| 11   | 290478   | ROCCA Giorgio         | ITA      | 708  | -        | 623 (1)  | 40 (35)  | -        | 45 (22)  |
| 12   | 50182    | STROBL Fritz          | AUT      | 682  | 551 (2)  | -        | -        | 131 (18) | -        |
| 13   | 510727   | DEFAGO Didier         | SUI      | 603  | 242 (14) | -        | 126 (16) | 140 (15) | 95 (12)  |
| 14   | 100115   | GRANDI Thomas         | CAN      | 580  | -        | 256 (9)  | 324 (7)  | -        | -        |
| 15   | 534562   | LIGETY Ted            | USA      | 553  | -        | 349 (4)  | 52 (27)  | -        | 152 (7)  |
| 16   | 102263   | GUAY Erik             | CAN      | 538  | 255 (10) | -        | 10 (53)  | 273 (4)  | -        |
| 17   | 510478   | KERNEN Bruno          | SUI      | 528  | 352 (7)  | -        | 24 (45)  | 116 (21) | 36 (24)  |
| 18   | 292455   | FILL Peter            | ITA      | 472  | 135 (18) | -        | 11 (51)  | 155 (11) | 171 (5)  |
| 19   | 510767   | HOFFMANN Ambrosi      | SUI      | 435  | 163 (15) | -        | 4 (66)   | 241 (7)  | 27 (33)  |
| 20   | 102814   | BOURQUE Francois      | CAN      | 413  | 47 (34)  | -        | 204 (10) | 133 (17) | 29 (32)  |
| 21   | 292000   | BLARDONE Massimiliano | ITA      | 403  | -        | -        | 403 (3)  | -        | -        |
| 22   | 50833    | GRUGGER Hans          | AUT      | 395  | 247 (12) | -        | -        | 148 (14) | -        |
| 23   | 50451    | GRUBER Christoph      | AUT      | 390  | 139 (16) | -        | 47 (29)  | 169 (8)  | 35 (25)  |
| 24   | 50742    | REICHELTH Hannes      | AUT      | 368  | 33 (43)  | -        | 83 (21)  | 252 (6)  | -        |
| 25   | 500139   | NYBERG Fredrik        | SWE      | 346  | -        | -        | 346 (6)  | -        | -        |
| 26   | 190930   | DENERIAZ Antoine      | FRA      | 328  | 255 (10) | -        | -        | 73 (26)  | -        |
| 27   | 510030   | CUCHE Didier          | SUI      | 327  | 122 (19) | -        | 125 (17) | 80 (24)  | -        |
| 28   | 380260   | KOSTELIC Ivica        | CRO      | 319  | -        | 198 (14) | -        | -        | 121 (10) |
| 29   | 420470   | KJUS Lasse            | NOR      | 316  | 64 (31)  | 2 (68)   | 89 (19)  | 105 (23) | 56 (17)  |
| 30   | 50600    | GOERGL Stephan        | AUT      | 315  | -        | -        | 181 (13) | 134 (16) | -        |
| 31   | 50753    | KROELL Klaus          | AUT      | 311  | 244 (13) | -        | -        | 67 (27)  | -        |
| 32   | 191139   | VIDAL Jean-Pierre     | FRA      | 299  | -        | 294 (6)  | -        | -        | 5 (50)   |
| 33   | 501017   | MYHRER Andre          | SWE      | 292  | -        | 292 (7)  | -        | -        | -        |
| 34   | 50605    | HERBST Reinfried      | AUT      | 291  | -        | 291 (8)  | -        | -        | -        |
| 35   | 50124    | SCHIFFERER Andreas    | AUT      | 267  | 121 (20) | -        | 29 (43)  | 117 (20) | -        |
| 36   | 290255   | GHDINA Kristian       | ITA      | 264  | 259 (9)  | -        | -        | 5 (45)   | -        |
| 37   | 500656   | LARSSON Markus        | SWE      | 250  | -        | 199 (13) | 5 (63)   | -        | 46 (21)  |
| 38   | 510890   | ZURBRIGGEN Silvan     | SUI      | 248  | 39 (41)  | 111 (25) | -        | 5 (45)   | 93 (13)  |
| 39   | 292491   | MOELGG Manfred        | ITA      | 245  | -        | 124 (20) | 121 (18) | -        | -        |
| 40   | 532490   | MACARTNEY Scott       | USA      | 241  | 77 (29)  | -        | -        | 152 (12) | 12 (42)  |
| 41   | 292120   | SIMONCELLI Davide     | ITA      | 238  | -        | -        | 238 (8)  | -        | -        |
| 42   | 50707    | MATT Mario            | AUT      | 225  | -        | 143 (17) | 64 (25)  | -        | 18 (37)  |
| 42   | 301312   | SASAKI Akira          | JPN      | 225  | -        | 223 (10) | 2 (67)   | -        | -        |
| 44   | 300804   | MINAGAWA Kentaro      | JPN      | 219  | -        | 219 (11) | -        | -        | -        |
| 44   | 191425   | TISSOT Stephane       | FRA      | 219  | -        | 219 (11) | -        | -        | -        |
| 46   | 190915   | BOURGEAT Pierrick     | FRA      | 217  | -        | 117 (22) | -        | -        | 100 (11) |



OVERALL FIS WCSL LIST / LISTE DE DÉPART GÉNÉRALE COUPE DU MONDE FIS

As of SAT 25 FEB 2006 / En date du SAM 25 FEV 2006

Number of Competitors: 178

| Rank | FIS Code | Name                   | NOC Code | WCSL | DH       | SL       | GS       | SG       | K       |
|------|----------|------------------------|----------|------|----------|----------|----------|----------|---------|
| 47   | 421483   | JANSRUD Kjetil         | NOR      | 206  | -        | 114 (23) | 21 (46)  | -        | 71 (15) |
| 48   | 190677   | CHENAL Joel            | FRA      | 201  | -        | -        | 201 (11) | -        | -       |
| 49   | 200251   | VOGL Alois             | GER      | 189  | -        | 189 (15) | -        | -        | -       |
| 50   | 510993   | ALBRECHT Daniel        | SUI      | 187  | -        | 82 (28)  | 39 (36)  | -        | 66 (16) |
| 51   | 50624    | PRANGER Manfred        | AUT      | 184  | -        | 184 (16) | -        | -        | -       |
| 51   | 530703   | SCHLOPY Erik           | USA      | 184  | -        | 10 (58)  | 174 (15) | -        | -       |
| 53   | 510747   | GRUENENFELDER Tobias   | SUI      | 166  | 99 (23)  | -        | 1 (68)   | 66 (28)  | -       |
| 54   | 560447   | SPORN Andrej           | SLO      | 164  | -        | 25 (52)  | -        | 16 (38)  | 123 (9) |
| 55   | 533866   | NYMAN Steven           | USA      | 157  | 86 (26)  | -        | -        | 19 (36)  | 52 (20) |
| 56   | 290998   | STAUDACHER Patrick     | ITA      | 139  | 45 (38)  | -        | -        | 56 (29)  | 38 (23) |
| 57   | 510997   | BERTHOD Marc           | SUI      | 136  | -        | 44 (38)  | 38 (37)  | -        | 54 (18) |
| 57   | 500499   | BROLENIUS Johan        | SWE      | 136  | -        | 136 (18) | -        | -        | -       |
| 57   | 50695    | BUDER Andreas          | AUT      | 136  | 136 (17) | -        | -        | -        | -       |
| 60   | 500150   | JAERBYN Patrik         | SWE      | 129  | 51 (33)  | -        | -        | 78 (25)  | -       |
| 61   | 290732   | THALER Patrick         | ITA      | 125  | -        | 125 (19) | -        | -        | -       |
| 62   | 500124   | HANSSON Martin         | SWE      | 121  | -        | 121 (21) | -        | -        | -       |
| 63   | 50743    | LANZINGER Matthias     | AUT      | 117  | -        | -        | -        | 113 (22) | 4 (51)  |
| 64   | 191591   | BERTRAND Yannick       | FRA      | 113  | 112 (21) | -        | -        | 1 (52)   | -       |
| 65   | 420911   | SOLBAKKEN Bjarne       | NOR      | 111  | 29 (44)  | -        | 27 (44)  | 48 (31)  | 7 (47)  |
| 66   | 560406   | GORZA Ales             | SLO      | 106  | -        | 30 (45)  | 46 (30)  | -        | 30 (30) |
| 67   | 102435   | JANYK Michael          | CAN      | 105  | -        | 105 (26) | -        | -        | -       |
| 68   | 191116   | DALCIN Pierre-Emmanuel | FRA      | 90   | 88 (25)  | -        | -        | 2 (49)   | -       |
| 68   | 220228   | MICKEL Finlay          | GBR      | 90   | 89 (24)  | -        | -        | 1 (52)   | -       |
| 70   | 102899   | OSBORNE-PARADIS Manuel | CAN      | 89   | 77 (29)  | -        | -        | 2 (49)   | 10 (43) |
| 71   | 291641   | SULZENBACHER Kurt      | ITA      | 86   | 86 (26)  | -        | -        | -        | -       |
| 72   | 534040   | COCHRAN James          | USA      | 85   | -        | 41 (42)  | 44 (33)  | -        | -       |
| 73   | 292250   | SCHIEPPATI Alberto     | ITA      | 84   | -        | -        | 84 (20)  | -        | -       |
| 74   | 192665   | GRANGE Jean-Baptiste   | FRA      | 83   | -        | 30 (45)  | -        | -        | 53 (19) |
| 75   | 150398   | BANK Ondrej            | CZE      | 78   | -        | -        | 5 (63)   | -        | 73 (14) |
| 76   | 421400   | MYHRE Lars             | NOR      | 77   | -        | 42 (39)  | -        | -        | 35 (25) |
| 77   | 301709   | YUASA Naoki            | JPN      | 75   | -        | 75 (29)  | -        | -        | -       |
| 78   | 510051   | GRUENENFELDER Juerg    | SUI      | 74   | 62 (32)  | -        | -        | 12 (41)  | -       |
| 79   | 532188   | SPENCER Dane           | USA      | 73   | -        | -        | 73 (23)  | -        | -       |
| 80   | 291145   | DEVILLE Cristian       | ITA      | 71   | -        | 71 (30)  | -        | -        | -       |
| 81   | 51005    | SCHEIBER Mario         | AUT      | 69   | 45 (38)  | -        | -        | 24 (32)  | -       |
| 82   | 291116   | FATTORI Alessandro     | ITA      | 68   | 46 (35)  | -        | -        | 22 (34)  | -       |
| 82   | 201702   | NEUREUTHER Felix       | GER      | 68   | -        | 67 (31)  | -        | 1 (52)   | -       |
| 84   | 191750   | FANARA Thomas          | FRA      | 66   | -        | -        | 66 (24)  | -        | -       |
| 84   | 510207   | HARI Konrad            | SUI      | 66   | 16 (47)  | -        | -        | 50 (30)  | -       |
| 86   | 191227   | BURTIN Raphael         | FRA      | 60   | -        | -        | 60 (26)  | -        | -       |
| 87   | 102873   | KUCERA John            | CAN      | 58   | 11 (53)  | -        | -        | 15 (39)  | 32 (28) |
| 88   | 292514   | HEEL Werner            | ITA      | 56   | 16 (47)  | -        | -        | 18 (37)  | 22 (34) |
| 89   | 102456   | BIGGS Patrick          | CAN      | 55   | -        | 55 (32)  | -        | -        | -       |
| 89   | 560332   | JERMAN Andrej          | SLO      | 55   | 25 (46)  | -        | -        | -        | 30 (30) |
| 89   | 531557   | KNIGHT Chip            | USA      | 55   | -        | 42 (39)  | 13 (49)  | -        | -       |
| 89   | 101895   | ROY Jean-Philippe      | CAN      | 55   | -        | 13 (57)  | 42 (34)  | -        | -       |



OVERALL FIS WCSL LIST / LISTE DE DÉPART GÉNÉRALE COUPE DU MONDE FIS

As of SAT 25 FEB 2006 / En date du SAM 25 FEV 2006

Number of Competitors: 178

| Rank | FIS Code | Name                    | NOC Code | WCSL | DH      | SL      | GS      | SG      | K       |
|------|----------|-------------------------|----------|------|---------|---------|---------|---------|---------|
| 93   | 420069   | BURAAS Hans-Petter      | NOR      | 54   | -       | 54 (33) | -       | -       | -       |
| 93   | 533131   | SULLIVAN Marco          | USA      | 54   | 46 (35) | -       | -       | 8 (42)  | -       |
| 95   | 560355   | VALENCIC Mitja          | SLO      | 53   | -       | 19 (55) | 34 (38) | -       | -       |
| 96   | 50688    | MARINAC Martin          | AUT      | 51   | -       | 51 (34) | -       | -       | -       |
| 96   | 50997    | OMMINGER Andreas        | AUT      | 51   | -       | 51 (34) | -       | -       | -       |
| 98   | 291421   | RIEDER Arnold           | ITA      | 50   | -       | -       | 50 (28) | -       | -       |
| 99   | 560425   | VAJDIC Bernard          | SLO      | 49   | -       | 42 (39) | 7 (59)  | -       | -       |
| 100  | 560230   | GRUBELNIK Drago         | SLO      | 48   | -       | 48 (36) | -       | -       | -       |
| 101  | 50931    | BECHTER Patrick         | AUT      | 46   | -       | -       | 46 (30) | -       | -       |
| 101  | 290023   | BERGAMELLI Giancarlo    | ITA      | 46   | -       | 46 (37) | -       | -       | -       |
| 101  | 290844   | DEFLORIAN Mirko         | ITA      | 46   | -       | -       | 46 (30) | -       | -       |
| 101  | 50043    | FRANZ Werner            | AUT      | 46   | 46 (35) | -       | -       | -       | -       |
| 105  | 291389   | FISCHNALLER Roland      | ITA      | 42   | 42 (40) | -       | -       | -       | -       |
| 106  | 292784   | SENONER Lucas           | ITA      | 40   | -       | 5 (63)  | 17 (47) | -       | 18 (37) |
| 107  | 50482    | HOLZKNECHT Norbert      | AUT      | 37   | 37 (42) | -       | -       | -       | -       |
| 108  | 532497   | ROTHROCK Tom            | USA      | 36   | -       | 36 (43) | -       | -       | -       |
| 109  | 501076   | OLSSON Hans             | SWE      | 34   | -       | -       | -       | -       | 34 (27) |
| 109  | 102403   | SEMPLE Ryan             | CAN      | 34   | -       | 8 (62)  | 10 (53) | -       | 16 (41) |
| 111  | 190236   | COVILI Frederic         | FRA      | 33   | -       | -       | 33 (39) | -       | -       |
| 111  | 501026   | RAINER Niklas           | SWE      | 33   | -       | -       | 33 (39) | -       | -       |
| 111  | 290982   | SCHMID Hannes Paul      | ITA      | 33   | -       | 33 (44) | -       | -       | -       |
| 114  | 480736   | HOROSHILOV Alexandr     | RUS      | 32   | -       | -       | -       | -       | 32 (28) |
| 114  | 420148   | KARLSEN Truls Ove       | NOR      | 32   | -       | 21 (53) | 11 (51) | -       | -       |
| 116  | 191746   | DE TESSIERES Gauthier   | FRA      | 31   | -       | -       | 30 (41) | 1 (52)  | -       |
| 117  | 50004    | ALBRECHT Kilian         | AUT      | 30   | -       | 30 (45) | -       | -       | -       |
| 117  | 291399   | GIRARDI Walter          | ITA      | 30   | 7 (59)  | -       | -       | 23 (33) | -       |
| 117  | 560033   | KOSIR Jure              | SLO      | 30   | -       | 30 (45) | -       | -       | -       |
| 120  | 560371   | DRAGSIC Mitja           | SLO      | 29   | -       | 29 (49) | -       | -       | -       |
| 121  | 50675    | ENGL Kurt               | AUT      | 27   | -       | 27 (50) | -       | -       | -       |
| 121  | 200705   | RAUFFER Max             | GER      | 27   | 26 (45) | -       | -       | 1 (52)  | -       |
| 123  | 291469   | ZARDINI Edoardo         | ITA      | 26   | -       | 26 (51) | -       | -       | -       |
| 124  | 201189   | ECKERT Florian          | GER      | 23   | 8 (58)  | -       | -       | 15 (39) | -       |
| 125  | 150495   | VRABLIK Martin          | CZE      | 22   | -       | -       | -       | -       | 22 (34) |
| 126  | 292056   | GUFLE Michael           | ITA      | 21   | -       | -       | -       | 21 (35) | -       |
| 126  | 292291   | THANEI Stefan           | ITA      | 21   | 14 (49) | -       | -       | 1 (52)  | 6 (49)  |
| 128  | 180292   | LEINO Jukka             | FIN      | 20   | -       | 20 (54) | -       | -       | -       |
| 129  | 511127   | GINI Marc               | SUI      | 19   | -       | 19 (55) | -       | -       | -       |
| 129  | 421098   | NILSEN Andreas          | NOR      | 19   | -       | 10 (58) | 9 (55)  | -       | -       |
| 129  | 192746   | THEAUX Adrien           | FRA      | 19   | -       | -       | -       | -       | 19 (36) |
| 132  | 220083   | BAXTER Noel             | GBR      | 18   | -       | -       | -       | -       | 18 (37) |
| 132  | 40170    | BEAR AJ                 | AUS      | 18   | 14 (49) | -       | -       | 4 (47)  | -       |
| 132  | 40255    | BRAUER Jono             | AUS      | 18   | -       | -       | -       | -       | 18 (37) |
| 135  | 191415   | BOTTOLLIER-LASQUIN Marc | FRA      | 17   | 14 (49) | -       | -       | -       | 3 (53)  |
| 136  | 533098   | FRIEDMAN Bryon          | USA      | 15   | 14 (49) | -       | -       | 1 (52)  | -       |
| 136  | 50360    | KNAUSS Hans             | AUT      | 15   | -       | -       | 15 (48) | -       | -       |
| 136  | 191964   | POISSON David           | FRA      | 15   | 9 (57)  | -       | -       | 6 (44)  | -       |



OVERALL FIS WCSL LIST / LISTE DE DÉPART GÉNÉRALE COUPE DU MONDE FIS

As of SAT 25 FEB 2006 / En date du SAM 25 FEV 2006

Number of Competitors: 178

| Rank | FIS Code | Name                     | NOC Code | WCSL | DH      | SL     | GS      | SG     | K      |
|------|----------|--------------------------|----------|------|---------|--------|---------|--------|--------|
| 139  | 150594   | TREJBAL Filip            | CZE      | 13   | -       | 9 (60) | -       | -      | 4 (51) |
| 140  | 50126    | MAYER Christian          | AUT      | 12   | -       | -      | 12 (50) | -      | -      |
| 141  | 102239   | COUSINEAU Julien         | CAN      | 11   | -       | 2 (68) | 9 (55)  | -      | -      |
| 142  | 190097   | BURTIN Nicolas           | FRA      | 10   | 10 (54) | -      | -       | -      | -      |
| 142  | 50831    | GRAGGABER Thomas         | AUT      | 10   | 10 (54) | -      | -       | -      | -      |
| 142  | 201606   | KEPPLER Stephan          | GER      | 10   | 10 (54) | -      | -       | -      | -      |
| 145  | 50900    | KOLL Alexander           | AUT      | 9    | -       | 9 (60) | -       | -      | -      |
| 145  | 191462   | PAQUIN Pierre            | FRA      | 9    | -       | -      | -       | -      | 9 (44) |
| 145  | 290693   | PLONER Alexander         | ITA      | 9    | -       | -      | 9 (55)  | -      | -      |
| 148  | 20081    | ANTOR Alex               | AND      | 8    | -       | -      | -       | -      | 8 (45) |
| 148  | 200056   | ERTL Andreas             | GER      | 8    | -       | -      | -       | 8 (42) | -      |
| 148  | 102271   | HUDEC Jan                | CAN      | 8    | 7 (59)  | -      | -       | 1 (52) | -      |
| 151  | 292967   | EISATH Florian           | ITA      | 7    | -       | -      | 7 (59)  | -      | -      |
| 151  | 101850   | HUME Jeff                | CAN      | 7    | 7 (59)  | -      | -       | -      | -      |
| 151  | 180212   | UOTILA Sami              | FIN      | 7    | -       | -      | 7 (59)  | -      | -      |
| 151  | 380292   | ZRNCIC-DIM Natko         | CRO      | 7    | -       | -      | -       | -      | 7 (47) |
| 155  | 191667   | RECH Freddy              | FRA      | 6    | -       | -      | 6 (62)  | -      | -      |
| 156  | 510001   | ACCOLA Paul              | SUI      | 5    | 5 (62)  | -      | -       | -      | -      |
| 156  | 510035   | CAVEGN Franco            | SUI      | 5    | 5 (62)  | -      | -       | -      | -      |
| 156  | 532173   | JOHNSON Justin J         | USA      | 5    | 5 (62)  | -      | -       | -      | -      |
| 156  | 180442   | KAITALA Jouni            | FIN      | 5    | -       | 5 (63) | -       | -      | -      |
| 156  | 180430   | RAJALA Jukka             | FIN      | 5    | -       | 5 (63) | -       | -      | -      |
| 156  | 291768   | ROBERTO Alessandro       | ITA      | 5    | -       | -      | 5 (63)  | -      | -      |
| 162  | 190945   | FOURNIER-BIDOZ Sebastien | FRA      | 4    | 3 (65)  | -      | -       | 1 (52) | -      |
| 162  | 560154   | KUNC Mitja               | SLO      | 4    | -       | 4 (67) | -       | -      | -      |
| 164  | 50858    | STREITBERGER Georg       | AUT      | 3    | -       | -      | -       | 3 (48) | -      |
| 165  | 190012   | AMIEZ Sebastien          | FRA      | 2    | -       | 2 (68) | -       | -      | -      |
| 165  | 40271    | DEANE Luke               | AUS      | 2    | -       | -      | -       | 2 (49) | -      |
| 165  | 192932   | FAYED Guillermo          | FRA      | 2    | -       | -      | -       | -      | 2 (54) |
| 165  | 50841    | KORNBERGER Christoph     | AUT      | 2    | 2 (66)  | -      | -       | -      | -      |
| 165  | 300379   | OKADA Rishu              | JPN      | 2    | -       | 2 (68) | -       | -      | -      |
| 165  | 561067   | PERKO Rok                | SLO      | 2    | -       | -      | -       | -      | 2 (54) |
| 165  | 420328   | STIANSEN Tom             | NOR      | 2    | -       | 2 (68) | -       | -      | -      |
| 172  | 220044   | BAXTER Alain             | GBR      | 1    | -       | 1 (74) | -       | -      | -      |
| 172  | 561085   | KRIZAJ Andrej            | SLO      | 1    | -       | -      | -       | -      | 1 (56) |
| 172  | 421332   | KULBECK Ole Magnus       | NOR      | 1    | -       | -      | -       | 1 (52) | -      |
| 172  | 561177   | STROBL Josef             | SLO      | 1    | -       | -      | -       | 1 (52) | -      |
| 172  | 510756   | VON WEISSENFLUH Rolf     | SUI      | 1    | 1 (67)  | -      | -       | -      | -      |
| 172  | 510498   | ZUEGER Cornel            | SUI      | 1    | 1 (67)  | -      | -       | -      | -      |
| 172  | 510344   | ZUEGER Daniel            | SUI      | 1    | 1 (67)  | -      | -       | -      | -      |

LEGEND:

GS Giant Slalom points K Combined points SG Super-G points DH Downhill points WCSL Overall points SL Slalom points



---

**MEDALLISTS OF EVENT / MÉDAILLÉS DE L'ÉPREUVE**

SESTRIERE COLLE SAT 25 FEB 2006 / SAM 25 FEV 2006 START TIME / DÉBUT 18:30

| Medal  | Name                       | NOC           |
|--------|----------------------------|---------------|
| GOLD   | <b>RAICH Benjamin</b>      | AUT – Austria |
| SILVER | <b>HERBST Reinfried</b>    | AUT – Austria |
| BRONZE | <b>SCHOENFELDER Rainer</b> | AUT – Austria |



## MEDAL STANDINGS / CLASSEMENT PAR MÉDAILLES

As of SAT 25 FEB 2006 / En date du SAM 25 FEV 2006

### AFTER 10 OF 10 EVENTS / APRÈS 10 DES 10 ÉPREUVES

| Rank          | NOC                            | Men      |          |          |           | Ladies   |          |          |           | Total     |           |           |           | Rank by Total |
|---------------|--------------------------------|----------|----------|----------|-----------|----------|----------|----------|-----------|-----------|-----------|-----------|-----------|---------------|
|               |                                | Gold     | Silver   | Bronze   | Total     | Gold     | Silver   | Bronze   | Total     | Gold      | Silver    | Bronze    | Total     |               |
| 1             | AUT – Austria                  | 2        | 3        | 3        | 8         | 2        | 2        | 2        | 6         | 4         | 5         | 5         | 14        | 1             |
| 2             | USA – United States of America | 1        | –        | –        | 1         | 1        | –        | –        | 1         | 2         | –         | –         | 2         | =5            |
| 3             | CRO – Croatia                  | –        | 1        | –        | 1         | 1        | 1        | –        | 2         | 1         | 2         | –         | 3         | =3            |
| 4             | FRA – France                   | 1        | 1        | –        | 2         | –        | –        | –        | –         | 1         | 1         | –         | 2         | =5            |
| 5             | SWE – Sweden                   | –        | –        | –        | –         | 1        | –        | 3        | 4         | 1         | –         | 3         | 4         | 2             |
| 6             | NOR – Norway                   | 1        | –        | –        | 1         | –        | –        | –        | –         | 1         | –         | –         | 1         | =7            |
| 7             | SUI – Switzerland              | –        | –        | 2        | 2         | –        | 1        | –        | 1         | –         | 1         | 2         | 3         | =3            |
| 8             | FIN – Finland                  | –        | –        | –        | –         | –        | 1        | –        | 1         | –         | 1         | –         | 1         | =7            |
| <b>Total:</b> |                                | <b>5</b> | <b>5</b> | <b>5</b> | <b>15</b> | <b>5</b> | <b>5</b> | <b>5</b> | <b>15</b> | <b>10</b> | <b>10</b> | <b>10</b> | <b>30</b> |               |

**LEGEND:**

= Equal sign indicates that two or more NOCs share the same rank by total



**MEDALLISTS BY EVENT / MÉDAILLÉS PAR ÉPREUVE**

As of SAT 25 FEB 2006 / En date du SAM 25 FEV 2006

**AFTER 10 OF 10 EVENTS / APRÈS 10 DES 10 ÉPREUVES**

| Event Name           | Date        | Medal  | Name                  | NOC                      |
|----------------------|-------------|--------|-----------------------|--------------------------|
| Men's Downhill       | 12 FEB 2006 | Gold   | DENERIAZ Antoine      | France                   |
|                      |             | Silver | WALCHHOFER Michael    | Austria                  |
|                      |             | Bronze | KERNEN Bruno          | Switzerland              |
| Men's Combined       | 14 FEB 2006 | Gold   | LIGETY Ted            | United States of America |
|                      |             | Silver | KOSTELIC Ivica        | Croatia                  |
|                      |             | Bronze | SCHOENFELDER Rainer   | Austria                  |
| Ladies' Downhill     | 15 FEB 2006 | Gold   | DORFMEISTER Michaela  | Austria                  |
|                      |             | Silver | SCHILD Martina        | Switzerland              |
|                      |             | Bronze | PAERSON Anja          | Sweden                   |
| Ladies' Combined     | 18 FEB 2006 | Gold   | KOSTELIC Janica       | Croatia                  |
|                      |             | Silver | SCHILD Marlies        | Austria                  |
|                      |             | Bronze | PAERSON Anja          | Sweden                   |
| Men's Super-G        | 18 FEB 2006 | Gold   | AAMODT Kjetil Andre   | Norway                   |
|                      |             | Silver | MAIER Hermann         | Austria                  |
|                      |             | Bronze | HOFFMANN Ambrosi      | Switzerland              |
| Ladies' Super-G      | 20 FEB 2006 | Gold   | DORFMEISTER Michaela  | Austria                  |
|                      |             | Silver | KOSTELIC Janica       | Croatia                  |
|                      |             | Bronze | MEISSNITZER Alexandra | Austria                  |
| Men's Giant Slalom   | 20 FEB 2006 | Gold   | RAICH Benjamin        | Austria                  |
|                      |             | Silver | CHENAL Joel           | France                   |
|                      |             | Bronze | MAIER Hermann         | Austria                  |
| Ladies' Slalom       | 22 FEB 2006 | Gold   | PAERSON Anja          | Sweden                   |
|                      |             | Silver | HOSP Nicole           | Austria                  |
|                      |             | Bronze | SCHILD Marlies        | Austria                  |
| Ladies' Giant Slalom | 24 FEB 2006 | Gold   | MANCUSO Julia         | United States of America |
|                      |             | Silver | POUTIAINEN Tanja      | Finland                  |
|                      |             | Bronze | OTTOSSON Anna         | Sweden                   |
| Men's Slalom         | 25 FEB 2006 | Gold   | RAICH Benjamin        | Austria                  |
|                      |             | Silver | HERBST Reinfried      | Austria                  |
|                      |             | Bronze | SCHOENFELDER Rainer   | Austria                  |