



76. INTERNATIONALE LAUBERHORNRENNEN



SwissSki

13.-15. JANUAR 2006

SRG SSR idée suisse



AUDI FIS SKI WORLD CUP 2005/06

2nd MEN'S COMBINED DOWNHILL

LIST OF COMPETITORS BY FIS POINTS



Number of Competitors: 70

| FIS Code | Name | Nation | FIS Points |
|----------|------------------------|--------|------------|
| 50041 | WALCHHOFER Michael | AUT | 0.00 |
| 532431 | MILLER Bode | USA | 1.17 |
| 531040 | RAHLVES Daron | USA | 1.78 |
| 350032 | BUECHEL Marco | LIE | 3.12 |
| 50423 | MAIER Hermann | AUT | 3.17 |
| 510478 | KERNEN Bruno | SUI | 3.55 |
| 102263 | GUAY Erik | CAN | 4.24 |
| 420382 | AAMODT Kjetil Andre | NOR | 4.42 |
| 510727 | DEFAGO Didier | SUI | 4.68 |
| 50451 | GRUBER Christoph | AUT | 4.96 |
| 510767 | HOFFMANN Ambrosi | SUI | 5.29 |
| 292455 | FILL Peter | ITA | 5.40 |
| 291641 | SULZENBACHER Kurt | ITA | 5.55 |
| 421328 | SVINDAL Aksel Lund | NOR | 5.60 |
| 510051 | GRUENENFELDER Juerg | SUI | 5.71 |
| 420470 | KJUS Lasse | NOR | 5.84 |
| 50625 | RAICH Benjamin | AUT | 5.93 |
| 510890 | ZURBRIGGEN Silvan | SUI | 5.95 |
| 50742 | REICHELTH Hannes | AUT | 6.00 |
| 533866 | NYMAN Steven | USA | 8.97 |
| 500150 | JAERBYN Patrik | SWE | 9.85 |
| 532173 | JOHNSON Justin J | USA | 11.47 |
| 102899 | OSBORNE-PARADIS Manuel | CAN | 11.55 |
| 292291 | THANEI Stefan | ITA | 11.71 |
| 102873 | KUCERA John | CAN | 12.10 |
| 532490 | MACARTNEY Scott | USA | 12.30 |
| 50858 | STREITBERGER Georg | AUT | 12.83 |
| 561067 | PERKO Rok | SLO | 13.05 |
| 533131 | SULLIVAN Marco | USA | 13.05 |
| 291399 | GIRARDI Walter | ITA | 13.19 |
| 560332 | JERMAN Andrej | SLO | 13.21 |
| 290998 | STAUDACHER Patrick | ITA | 15.19 |
| 292514 | HEEL Werner | ITA | 15.46 |
| 50743 | LANZINGER Matthias | AUT | 15.81 |
| 102814 | BOURQUE Francois | CAN | 17.72 |
| 510993 | ALBRECHT Daniel | SUI | 19.53 |

13-01-2006 / Wengen (SUI) / 1273

Page 1/2

Data Processing by SWATCH

www.fis-ski.com

SWATCH Timing

Generation Date: THU 12 JAN 2006

Time: 17:17

Document: 32B 1.0

| | | | | | |
|--|--|--|--|--|--|
| | | | | | |
| | | | | | |




AUDI FIS SKI WORLD CUP 2005/06
 2nd MEN'S COMBINED DOWNHILL
LIST OF COMPETITORS BY FIS POINTS



Number of Competitors: 70

| FIS Code | Name | Nation | FIS Points |
|----------|--------------------------------|--------|------------|
| 40171 | BRANCH Craig | AUS | 19.61 |
| 190915 | BOURGEAT Pierrick | FRA | 21.90 |
| 192932 | FAYED Guillermo | FRA | 23.52 |
| 501076 | OLSSON Hans | SWE | 24.33 |
| 421400 | MYHRE Lars | NOR | 24.52 |
| 192746 | THEAUX Adrien | FRA | 24.95 |
| 561006 | GLEBOV Alek | SLO | 27.29 |
| 191755 | GARNIER Thibault | FRA | 30.46 |
| 191462 | PAQUIN Pierre | FRA | 30.51 |
| 561085 | KRIZAJ Andrej | SLO | 30.64 |
| 560447 | SPORN Andrej | SLO | 31.91 |
| 290478 | ROCCA Giorgio | ITA | 32.53 |
| 50707 | MATT Mario | AUT | 33.37 |
| 180449 | PELLINEN Jouni | FIN | 36.02 |
| 421483 | JANSRUD Kjetil | NOR | 36.50 |
| 50547 | SCHOENFELDER Rainer | AUT | 38.25 |
| 20081 | ANTOR Alex | AND | 39.22 |
| 380292 | ZRNCIC-DIM Natko | CRO | 41.69 |
| 150398 | BANK Ondrej | CZE | 42.94 |
| 534562 | LIGETY Ted | USA | 44.85 |
| 380260 | KOSTELIC Ivica | CRO | 44.95 |
| 30149 | SIMARI BIRKNER Cristian javier | ARG | 45.08 |
| 510997 | BERTHOD Marc | SUI | 47.82 |
| 200056 | ERTL Andreas | GER | 52.14 |
| 192665 | GRANGE Jean-baptiste | FRA | 53.16 |
| 150594 | TREJBAL Filip | CZE | 58.94 |
| 102403 | SEMPLE Ryan | CAN | 66.18 |
| 80058 | HENTSCH Nikolai | BRA | 67.85 |
| 560406 | GORZA Ales | SLO | 69.43 |
| 480736 | HOROSHILOV Alexandr | RUS | 71.07 |
| 430357 | ZAGORSKI Wojciech | POL | 71.97 |
| 292784 | SENONER Lucas | ITA | 74.70 |
| 102239 | COUSINEAU Julien | CAN | 81.87 |
| 500656 | LARSSON Markus | SWE | 90.81 |





76. INTERNATIONALE LAUBERHORNRENNEN



Swiss ski

13.-15. JANUAR 2006

SRG SSR idée suisse



AUDI FIS SKI WORLD CUP 2005/06

2nd MEN'S COMBINED DOWNHILL

ALPHABETICAL LIST OF COMPETITORS



Number of Competitors: 70

| Nation | FIS Code | Name | FIS Points (January 2006 List) | | | | | | | |
|------------|---------------------|--------------------------------|--------------------------------|-------|--------|--------|-------|--------|-------|--------|
| | | | DH | | SL | | GS | | SG | |
| AND | 20081 | ANTOR Alex | 39.22 | (163) | 30.47 | (390) | 36.86 | (600) | 46.41 | (336) |
| ARG | 30149 | SIMARI BIRKNER Cristian javier | 45.08 | (198) | 12.62 | (88) | 16.67 | (136) | 30.38 | (162) |
| AUS | 40171 | BRANCH Craig | 19.61 | (73) | 106.28 | (3019) | 67.87 | (1641) | 20.72 | (97) |
| AUT | 50451 | GRUBER Christoph | 4.96 | (14) | 122.54 | (3530) | 5.99 | (30) | 4.64 | (17) |
| | 50743 | LANZINGER Matthias | 15.81 | (65) | 71.03 | (1674) | 11.20 | (67) | 4.79 | (19) |
| | 50423 | MAIER Hermann | 3.17 | (7) | 112.23 | (3222) | 1.27 | (3) | 0.04 | (2) |
| | 50707 | MATT Mario | 33.37 | (134) | 4.38 | (10) | 5.86 | (25) | 51.07 | (391) |
| | 50625 | RAICH Benjamin | 5.93 | (28) | 1.28 | (2) | 0.00 | (1) | 1.55 | (5) |
| | 50742 | REICHELTH Hannes | 6.00 | (31) | 147.09 | (4272) | 5.61 | (22) | 4.01 | (14) |
| | 50547 | SCHOENFELDER Rainer | 38.25 | (155) | 3.02 | (3) | 4.40 | (11) | 33.91 | (200) |
| | 50858 | STREITBERGER Georg | 12.83 | (52) | 116.04 | (3332) | 8.21 | (42) | 12.44 | (41) |
| 50041 | WALCHHOFFER Michael | 0.00 | (1) | 20.87 | (204) | 8.88 | (45) | 1.96 | (6) | |
| BRA | 80058 | HENTSCH Nikolai | 67.85 | (363) | 153.10 | (4422) | 71.48 | (1762) | 87.90 | (1048) |
| CAN | 102814 | BOURQUE Francois | 17.72 | (68) | 13.92 | (104) | 4.66 | (13) | 4.47 | (16) |
| | 102239 | COUSINEAU Julien | 81.87 | (505) | 16.50 | (132) | 15.98 | (125) | 47.56 | (349) |
| | 102263 | GUAY Erik | 4.24 | (9) | 72.06 | (1721) | 19.27 | (189) | 2.07 | (7) |
| | 102873 | KUCERA John | 12.10 | (50) | 18.99 | (176) | 11.21 | (68) | 10.94 | (38) |
| | 102899 | OSBORNE-PARADIS Manuel | 11.55 | (47) | 25.66 | (285) | 19.41 | (191) | 20.57 | (94) |
| | 102403 | SEMPLER Ryan | 66.18 | (349) | 13.63 | (100) | 9.04 | (51) | 69.76 | (683) |
| CRO | 380260 | KOSTELIC Ivica | 44.95 | (195) | 4.36 | (9) | 27.46 | (344) | 17.63 | (71) |
| | 380292 | ZRNCIC-DIM Natko | 41.69 | (172) | 23.71 | (250) | 32.64 | (476) | 28.79 | (151) |
| CZE | 150398 | BANK Ondrej | 42.94 | (179) | 18.16 | (162) | 11.21 | (68) | 32.19 | (180) |
| | 150594 | TREJBAL Filip | 58.94 | (294) | 10.76 | (71) | 28.22 | (369) | 35.58 | (215) |
| FIN | 180449 | PELLINEN Jouni | 36.02 | (144) | 23.75 | (253) | 21.29 | (231) | 37.70 | (245) |
| FRA | 190915 | BOURGEAT Pierrick | 21.90 | (85) | 5.59 | (21) | 24.08 | (284) | 35.28 | (214) |
| | 192932 | FAYED Guillermo | 23.52 | (88) | 38.53 | (592) | 42.37 | (742) | 39.52 | (262) |
| | 191755 | GARNIER Thibault | 30.46 | (119) | 38.45 | (586) | 34.84 | (536) | 27.48 | (138) |

13-01-2006 / Wengen (SUI) / 1273

Page 1/3

Data Processing by SWATCH

www.fis-ski.com

SWATCH Timing

Generation Date: THU 12 JAN 2006

Time: 17:17

Document: 32E 1.0

| | | | | | |
|--|--|--|--|--|--|
| | | | | | |
| | | | | | |




AUDI FIS SKI WORLD CUP 2005/06
2nd MEN'S COMBINED DOWNHILL
ALPHABETICAL LIST OF COMPETITORS



Number of Competitors: 70

| Nation | FIS Code | Name | FIS Points (January 2006 List) | | | | |
|------------|----------------------|-----------------------------|--------------------------------|---------------|--------------|-------------|--|
| | | | DH | SL | GS | SG | |
| FRA | 192665 | GRANGE Jean-baptiste | 53.16 (251) | 10.12 (63) | 16.78 (137) | 36.48 (227) | |
| | 191462 | PAQUIN Pierre | 30.51 (121) | 12.04 (86) | 20.12 (203) | 45.11 (318) | |
| | 192746 | THEAUX Adrien | 24.95 (93) | 18.42 (166) | 11.75 (75) | 23.01 (107) | |
| GER | 200056 | ERTL Andreas | 52.14 (240) | 54.20 (1074) | 13.73 (94) | 20.56 (93) | |
| ITA | 292455 | FILL Peter | 5.40 (17) | 26.41 (300) | 10.32 (61) | 5.55 (26) | |
| | 291399 | GIRARDI Walter | 13.19 (58) | 95.97 (2622) | 11.27 (71) | 6.00 (31) | |
| | 292514 | HEEL Werner | 15.46 (63) | 46.57 (829) | 36.59 (589) | 12.47 (42) | |
| | 290478 | ROCCA Giorgio | 32.53 (128) | 0.00 (1) | 14.29 (105) | 34.02 (204) | |
| | 292784 | SENONER Lucas | 74.70 (442) | 11.03 (73) | 10.99 (66) | 78.65 (838) | |
| | 290998 | STAUDACHER Patrick | 15.19 (62) | 65.21 (1474) | 27.92 (364) | 5.47 (24) | |
| | 291641 | SULZENBACHER Kurt | 5.55 (20) | 166.99 (4797) | 99.68 (2924) | 18.82 (81) | |
| 292291 | THANEI Stefan | 11.71 (48) | 46.10 (817) | 19.04 (182) | 18.43 (77) | | |
| LIE | 350032 | BUECHEL Marco | 3.12 (6) | 129.87 (3758) | 5.54 (20) | 3.05 (10) | |
| NOR | 420382 | AAMODT Kjetil Andre | 4.42 (11) | 15.56 (120) | 12.53 (83) | 3.01 (9) | |
| | 421483 | JANSRUD Kjetil | 36.50 (148) | 5.67 (22) | 6.00 (31) | 18.13 (73) | |
| | 420470 | KJUS Lasse | 5.84 (25) | 20.44 (197) | 5.15 (19) | 5.53 (25) | |
| | 421400 | MYHRE Lars | 24.52 (92) | 9.03 (50) | 17.07 (140) | 27.16 (133) | |
| | 421328 | SVINDAL Aksel Lund | 5.60 (22) | 5.70 (23) | 4.66 (13) | 1.22 (4) | |
| POL | 430357 | ZAGORSKI Wojciech | 71.97 (418) | 31.25 (410) | 53.36 (1087) | 60.21 (529) | |
| RUS | 480736 | HOROSHILOV Alexandr | 71.07 (408) | 26.39 (299) | 42.74 (750) | 53.16 (419) | |
| SLO | 561006 | GLEBOV Alek | 27.29 (103) | 61.17 (1320) | 28.35 (374) | 25.20 (120) | |
| | 560406 | GORZA Ales | 69.43 (387) | 13.42 (97) | 5.96 (28) | 44.65 (313) | |
| | 560332 | JERMAN Andrej | 13.21 (59) | 40.35 (643) | 34.88 (540) | 24.62 (117) | |
| | 561085 | KRIZAJ Andrej | 30.64 (123) | 27.18 (323) | 26.70 (327) | 27.93 (142) | |
| | 561067 | PERKO Rok | 13.05 (55) | 33.60 (467) | 27.03 (334) | 20.19 (89) | |
| | 560447 | SPORN Andrej | 31.91 (126) | 8.39 (41) | 16.80 (138) | 16.47 (65) | |
| SUI | 510993 | ALBRECHT Daniel | 19.53 (72) | 9.43 (57) | 7.46 (36) | 19.45 (84) | |
| | 510997 | BERTHOD Marc | 47.82 (213) | 14.13 (107) | 7.86 (40) | 73.75 (752) | |
| | 510727 | DEFAGO Didier | 4.68 (12) | 59.48 (1265) | 5.02 (18) | 2.50 (8) | |
| | 510051 | GRUENENFELDER Juerg | 5.71 (23) | 166.52 (4788) | 18.45 (164) | 9.56 (34) | |
| | 510767 | HOFFMANN Ambrosi | 5.29 (16) | 179.90 (5064) | 14.92 (111) | 3.35 (12) | |
| | 510478 | KERNEN Bruno | 3.55 (8) | 99.48 (2745) | 8.85 (44) | 5.05 (21) | |
| | 510890 | ZURBRIGGEN Silvan | 5.95 (29) | 5.03 (16) | 29.89 (403) | 18.25 (74) | |
| SWE | 500150 | JAERBYN Patrik | 9.85 (41) | 82.68 (2149) | 26.27 (317) | 5.55 (26) | |
| | 500656 | LARSSON Markus | 90.81 (604) | 4.42 (11) | 18.92 (175) | 62.55 (570) | |
| | 501076 | OLSSON Hans | 24.33 (91) | 17.14 (142) | 31.78 (450) | 24.16 (113) | |





AUDI FIS SKI WORLD CUP 2005/06
 2nd MEN'S COMBINED DOWNHILL
ALPHABETICAL LIST OF COMPETITORS



Number of Competitors: 70

| Nation | FIS Code | Name | FIS Points (January 2006 List) | | | | |
|--------|-----------------------|-------------------------|--------------------------------|---------------|-------------|-------------|--|
| | | | DH | SL | GS | SG | |
| USA | 532173 | JOHNSON Justin J | 11.47 (46) | 161.31 (4653) | 17.77 (153) | 8.19 (33) | |
| | 534562 | LIGETY Ted | 44.85 (192) | 3.79 (4) | 9.63 (55) | 44.49 (311) | |
| | 532490 | MACARTNEY Scott | 12.30 (51) | 37.34 (555) | 15.17 (112) | 8.00 (32) | |
| | 532431 | MILLER Bode | 1.17 (3) | 5.82 (26) | 1.64 (4) | 0.00 (1) | |
| | 533866 | NYMAN Steven | 8.97 (40) | 20.57 (200) | 15.98 (125) | 20.70 (96) | |
| | 531040 | RAHLVES Daron | 1.78 (4) | 280.56 (6299) | 3.60 (9) | 0.37 (3) | |
| 533131 | SULLIVAN Marco | 13.05 (55) | 102.92 (2880) | 52.17 (1056) | 24.51 (116) | | |

LEGEND
 DH Downhill SL Slalom GS Giant Slalom SG Super-G

13-01-2006 / Wengen (SUI) / 1273

Page 3/3

Data Processing by SWATCH


www.fis-ski.com

SWATCH Timing

Generation Date: THU 12 JAN 2006

Time: 17:17

Document: 32E 1.0





76. INTERNATIONALE LAUBERHORNRENNEN



Swiss ski

13.-15. JANUAR 2006

SRG SSR idée suisse



AUDI FIS SKI WORLD CUP 2005/06

2nd MEN'S COMBINED DOWNHILL

DRAW LIST BY POINTS



Number of Competitors: 70

| No. | FIS Code | Name | Nation | WC SL-DH | WC SL-O | FIS-DH |
|-----|-------------|------------------------|--------|----------|----------|------------|
| 1 | 50041 | WALCHHOFER Michael | AUT | 696 (1) | 1142 (4) | 0.00 (1) |
| 2 | 532431 | MILLER Bode | USA | 578 (3) | 1483 (2) | 1.17 (2) |
| 3 | 531040 | RAHLVES Daron | USA | 516 (4) | 1103 (5) | 1.78 (3) |
| 4 | 350032 | BUECHEL Marco | LIE | 380 (6) | 683 (9) | 3.12 (4) |
| 5 | 50423 | MAIER Hermann | AUT | 375 (7) | 1180 (3) | 3.17 (5) |
| 6 | 510478 | KERNEN Bruno | SUI | 337 (8) | 467 (17) | 3.55 (6) |
| 7 | 102263 | GUAY Erik | CAN | 267 (9) | 546 (16) | 4.24 (7) |
| 8 | 420382 | AAMODT Kjetil Andre | NOR | 249 (11) | 566 (15) | 4.42 (8) |
| 9 | 510727 | DEFAGO Didier | SUI | 223 (12) | 649 (11) | 4.68 (9) |
| 10 | 50451 | GRUBER Christoph | AUT | 194 (14) | 421 (18) | 4.96 (10) |
| 11 | 510767 | HOFFMANN Ambrosi | SUI | 161 (16) | 371 (24) | 5.29 (11) |
| 12 | 292455 | FILL Peter | ITA | 150 (17) | 293 (30) | 5.40 (12) |
| 13 | 291641 | SULZENBACHER Kurt | ITA | 135 (20) | 135 (55) | 5.55 (13) |
| 14 | 421328 | SVINDAL Aksel Lund | NOR | 129 (22) | 791 (6) | 5.60 (14) |
| 15 | 510051 | GRUENENFELDER Juerg | SUI | 118 (23) | 146 (51) | 5.71 (15) |
| 16 | +400 50625 | RAICH Benjamin | AUT | 96 (28) | 1653 (1) | 5.93 (17) |
| 17 | 420470 | KJUS Lasse | NOR | 105 (25) | 397 (20) | 5.84 (16) |
| 18 | 510890 | ZURBRIGGEN Silvan | SUI | 94 (29) | 354 (26) | 5.95 (18) |
| 19 | 102899 | OSBORNE-PARADIS Manuel | CAN | 70 (33) | 73 (77) | 11.55 (23) |
| 20 | 500150 | JAERBYN Patrik | SWE | 69 (34) | 151 (50) | 9.85 (21) |
| 21 | 102814 | BOURQUE Francois | CAN | 52 (36) | 357 (25) | 17.72 (35) |
| 22 | 532490 | MACARTNEY Scott | USA | 33 (41) | 92 (67) | 12.30 (26) |
| 23 | 533866 | NYMAN Steven | USA | 31 (42) | 50 (96) | 8.97 (20) |
| 24 | 292514 | HEEL Werner | ITA | 16 (47) | 33 (116) | 15.46 (33) |
| 25 | 560332 | JERMAN Andrej | SLO | 13 (52) | 45 (101) | 13.21 (31) |
| 26 | 292291 | THANEI Stefan | ITA | 12 (53) | 34 (115) | 11.71 (24) |
| 27 | 290998 | STAUDACHER Patrick | ITA | 12 (53) | 101 (63) | 15.19 (32) |
| 28 | 50742 | REICHELT Hannes | AUT | 10 (56) | 247 (37) | 6.00 (19) |
| 29 | 102873 | KUCERA John | CAN | 10 (56) | 77 (74) | 12.10 (25) |
| 30 | 532173 | JOHNSON Justin J | USA | 8 (60) | 8 (151) | 11.47 (22) |
| 31 | +400 290478 | ROCCA Giorgio | ITA | - | 775 (7) | 32.53 (48) |
| 32 | +400 50547 | SCHOENFELDER Rainer | AUT | - | 631 (12) | 38.25 (52) |
| 33 | 50858 | STREITBERGER Georg | AUT | - | 10 (145) | 12.83 (27) |
| 34 | 533131 | SULLIVAN Marco | USA | 4 (63) | 12 (139) | 13.05 (29) |
| 35 | 561067 | PERKO Rok | SLO | - | - | 13.05 (28) |
| 36 | 291399 | GIRARDI Walter | ITA | 3 (64) | 18 (128) | 13.19 (30) |

13-01-2006 / Wengen (SUI) / 1273

Page 1/2

Data Processing by SWATCH

www.fis-ski.com

SWATCH Timing

Generation Date: THU 12 JAN 2006

Time: 17:17

Document: 45A 1.0

| | | | | | |
|--|--|--|--|--|--|
| | | | | | |
| | | | | | |

**AUDI FIS SKI WORLD CUP 2005/06**

2nd MEN'S COMBINED DOWNHILL

DRAW LIST BY POINTS

Number of Competitors: 70

| No. | FIS Code | Name | Nation | WCSL-DH | WCSL-O | FIS-DH |
|-----|----------|--------------------------------|--------|---------|----------|------------|
| 37 | 50743 | LANZINGER Matthias | AUT | - | 116 (62) | 15.81 (34) |
| 38 | 510993 | ALBRECHT Daniel | SUI | - | 180 (46) | 19.53 (36) |
| 39 | 40171 | BRANCH Craig | AUS | - | - | 19.61 (37) |
| 40 | 190915 | BOURGEAT Pierrick | FRA | - | 171 (48) | 21.90 (38) |
| 41 | 192932 | FAYED Guillermo | FRA | - | 2 (166) | 23.52 (39) |
| 42 | 501076 | OLSSON Hans | SWE | - | 20 (124) | 24.33 (40) |
| 43 | 421400 | MYHRE Lars | NOR | - | 32 (117) | 24.52 (41) |
| 44 | 192746 | THEAUX Adrien | FRA | - | 12 (139) | 24.95 (42) |
| 45 | 561006 | GLEBOV Alek | SLO | - | - | 27.29 (43) |
| 46 | 191755 | GARNIER Thibault | FRA | - | - | 30.46 (44) |
| 47 | 191462 | PAQUIN Pierre | FRA | - | - | 30.51 (45) |
| 48 | 561085 | KRIZAJ Andrej | SLO | - | - | 30.64 (46) |
| 49 | 560447 | SPORN Andrej | SLO | - | 50 (96) | 31.91 (47) |
| 50 | 50707 | MATT Mario | AUT | - | 338 (27) | 33.37 (49) |
| 51 | 180449 | PELLINEN Jouni | FIN | - | - | 36.02 (50) |
| 52 | 421483 | JANSRUD Kjetil | NOR | - | 129 (57) | 36.50 (51) |
| 53 | 20081 | ANTOR Alex | AND | - | 18 (128) | 39.22 (53) |
| 54 | 380292 | ZRNCIC-DIM Natko | CRO | - | 7 (153) | 41.69 (54) |
| 55 | 150398 | BANK Ondrej | CZE | - | 17 (130) | 42.94 (55) |
| 56 | 534562 | LIGETY Ted | USA | - | 393 (22) | 44.85 (56) |
| 57 | 380260 | KOSTELIC Ivica | CRO | - | 268 (33) | 44.95 (57) |
| 58 | 30149 | SIMARI BIRKNER Cristian javier | ARG | - | - | 45.08 (58) |
| 59 | 510997 | BERTHOD Marc | SUI | - | 57 (88) | 47.82 (59) |
| 60 | 200056 | ERTL Andreas | GER | - | 7 (153) | 52.14 (60) |
| 61 | 192665 | GRANGE Jean-baptiste | FRA | - | 13 (136) | 53.16 (61) |
| 62 | 150594 | TREJBAL Filip | CZE | - | 9 (146) | 58.94 (62) |
| 63 | 102403 | SEMPLE Ryan | CAN | - | 31 (118) | 66.18 (63) |
| 64 | 80058 | HENTSCH Nikolai | BRA | - | - | 67.85 (64) |
| 65 | 560406 | GORZA Ales | SLO | - | 74 (75) | 69.43 (65) |
| 66 | 480736 | HOROSHILOV Alexandr | RUS | - | - | 71.07 (66) |
| 67 | 430357 | ZAGORSKI Wojciech | POL | - | - | 71.97 (67) |
| 68 | 292784 | SENONER Lucas | ITA | - | 38 (110) | 74.70 (68) |
| 69 | 102239 | COUSINEAU Julien | CAN | - | 15 (134) | 81.87 (69) |
| 70 | 500656 | LARSSON Markus | SWE | - | 261 (35) | 90.81 (70) |

LEGEND**+400** More than 400 points on WCSL-O after 15th place or after 30th place**WCSL-DH** World Cup Start List points for Downhill**FIS-DH** FIS points for Downhill**WCSL-O** Overall WCSL points
No. Control Number

13-01-2006 / Wengen (SUI) / 1273

Page 2/2

Data Processing by SWATCH

www.fis-ski.com

SWATCH Timing

Generation Date: THU 12 JAN 2006

Time: 17:17

Document: 45A 1.0

**LEKI***Coca-Cola*Original
Willisauergalfr
catering & events
www.galfr.ch*jura.***GRAPHAX**
DOCUMENT SOLUTIONS



76. INTERNATIONALE LAUBERHORNRENNEN



SwissSki

13.-15. JANUAR 2006

SRG SSR idée suisse



AUDI FIS SKI WORLD CUP 2005/06

2nd MEN'S COMBINED DOWNHILL

START LIST



| Jury | | | Technical Data | |
|-------------------|-------------|-----|---------------------|-------------|
| TD FIS | M. WIESER | ITA | Course Name | Lauberhorn |
| Referee | G. HUJARA | FIS | Start Altitude | 2000 m |
| Assistant Referee | H. SCHMALZL | FIS | Finish Altitude | 1287 m |
| Chief of Race | U. NAEPFLIN | SUI | Vertical Drop | 713 m |
| | | | Course Length | 3088 m |
| | | | Homologation Number | 6329/239/01 |

Race Information

| | | | | |
|-----------------|------------------|-----|-----------------|-----|
| Course Setter | H. SCHMALZL | FIS | | |
| Number of Gates | 35 | | | |
| Start Time | 10:30 | | | |
| Forerunners | A - J. URFER | SUI | D - G. HULLIGER | SUI |
| | B - P. CRIVELLI | SUI | E - D. VOLKEN | SUI |
| | C - D. ZIELLMANN | SUI | F - A. JORDAN | SUI |

Number of Competitors: 70

| Bib | FIS Code | Name | Year of Birth | Nation | Time | Ski |
|-----|----------|------------------------|---------------|--------|------|-----------|
| 1 | 532173 | JOHNSON Justin J | 1977 | USA | | ATOMIC |
| 2 | 102873 | KUCERA John | 1984 | CAN | | ATOMIC |
| 3 | 50742 | REICHELTH Hannes | 1980 | AUT | | ATOMIC |
| 4 | 290998 | STAUDACHER Patrick | 1980 | ITA | | HEAD |
| 5 | 292291 | THANEI Stefan | 1981 | ITA | | ATOMIC |
| 6 | 560332 | JERMAN Andrej | 1978 | SLO | | ROSSIGNOL |
| 7 | 292514 | HEEL Werner | 1982 | ITA | | ROSSIGNOL |
| 8 | 533866 | NYMAN Steven | 1982 | USA | | FISCHER |
| 9 | 532490 | MACARTNEY Scott | 1978 | USA | | SALOMON |
| 10 | 102814 | BOURQUE Francois | 1984 | CAN | | SALOMON |
| 11 | 500150 | JAERBYN Patrik | 1969 | SWE | | FISCHER |
| 12 | 102899 | OSBORNE-PARADIS Manuel | 1984 | CAN | | ROSSIGNOL |
| 13 | 510890 | ZURBRIGGEN Silvan | 1981 | SUI | | FISCHER |
| 14 | 420470 | KJUS Lasse | 1971 | NOR | | DYNASTAR |
| 15 | 50625 | RAICH Benjamin | 1978 | AUT | | ATOMIC |
| 16 | 510051 | GRUENENFELDER Juerg | 1974 | SUI | | STÖCKLI |
| 17 | 421328 | SVINDAL Aksel Lund | 1982 | NOR | | ATOMIC |
| 18 | 291641 | SULZENBACHER Kurt | 1976 | ITA | | FISCHER |
| 19 | 292455 | FILL Peter | 1982 | ITA | | DYNASTAR |
| 20 | 510767 | HOFFMANN Ambrosi | 1977 | SUI | | STÖCKLI |
| 21 | 50451 | GRUBER Christoph | 1976 | AUT | | SALOMON |

13-01-2006 / Wengen (SUI) / 1273

Page 1/3

Data Processing by SWATCH

www.fis-ski.com

SWATCH Timing

Generation Date: THU 12 JAN 2006

Time: 17:15

Document: 51A 1.0

| | | | | | |
|--|--|--|--|--|--|
| | | | | | |
| | | | | | |



AUDI FIS SKI WORLD CUP 2005/06

2nd MEN'S COMBINED DOWNHILL

START LIST



Number of Competitors: 70

| Bib | FIS Code | Name | Year of Birth | Nation | Time | Ski |
|-----|----------|--------------------------------|---------------|--------|------|-----------|
| 22 | 510727 | DEFAGO Didier | 1977 | SUI | | ROSSIGNOL |
| 23 | 420382 | AAMODT Kjetil Andre | 1971 | NOR | | DYNASTAR |
| 24 | 102263 | GUAY Erik | 1981 | CAN | | ATOMIC |
| 25 | 510478 | KERNEN Bruno | 1972 | SUI | | ROSSIGNOL |
| 26 | 50423 | MAIER Hermann | 1972 | AUT | | ATOMIC |
| 27 | 350032 | BUECHEL Marco | 1971 | LIE | | HEAD |
| 28 | 531040 | RAHLVES Daron | 1973 | USA | | ATOMIC |
| 29 | 532431 | MILLER Bode | 1977 | USA | | ATOMIC |
| 30 | 50041 | WALCHHOFFER Michael | 1975 | AUT | | ATOMIC |
| 31 | 290478 | ROCCA Giorgio | 1975 | ITA | | ATOMIC |
| 32 | 50547 | SCHOENFELDER Rainer | 1977 | AUT | | FISCHER |
| 33 | 50858 | STREITBERGER Georg | 1981 | AUT | | ROSSIGNOL |
| 34 | 533131 | SULLIVAN Marco | 1980 | USA | | SALOMON |
| 35 | 561067 | PERKO Rok | 1985 | SLO | | ATOMIC |
| 36 | 291399 | GIRARDI Walter | 1976 | ITA | | ATOMIC |
| 37 | 50743 | LANZINGER Matthias | 1980 | AUT | | SALOMON |
| 38 | 510993 | ALBRECHT Daniel | 1983 | SUI | | NORDICA |
| 39 | 40171 | BRANCH Craig | 1977 | AUS | | ATOMIC |
| 40 | 190915 | BOURGEAT Pierrick | 1976 | FRA | | ROSSIGNOL |
| 41 | 192932 | FAYED Guillermo | 1985 | FRA | | ATOMIC |
| 42 | 501076 | OLSSON Hans | 1984 | SWE | | HEAD |
| 43 | 421400 | MYHRE Lars | 1984 | NOR | | NORDICA |
| 44 | 192746 | THEAUX Adrien | 1984 | FRA | | SALOMON |
| 45 | 561006 | GLEBOV Alek | 1983 | SLO | | ATOMIC |
| 46 | 191755 | GARNIER Thibault | 1981 | FRA | | ROSSIGNOL |
| 47 | 191462 | PAQUIN Pierre | 1979 | FRA | | SALOMON |
| 48 | 561085 | KRIZAJ Andrej | 1986 | SLO | | ROSSIGNOL |
| 49 | 560447 | SPORN Andrej | 1981 | SLO | | ELAN |
| 50 | 50707 | MATT Mario | 1979 | AUT | | FISCHER |
| 51 | 180449 | PELLINEN Jouni | 1983 | FIN | | ATOMIC |
| 52 | 421483 | JANSRUD Kjetil | 1985 | NOR | | ATOMIC |
| 53 | 20081 | ANTOR Alex | 1979 | AND | | ATOMIC |
| 54 | 380292 | ZRNCIC-DIM Natko | 1986 | CRO | | ATOMIC |
| 55 | 150398 | BANK Ondrej | 1980 | CZE | | ELAN |
| 56 | 534562 | LIGETY Ted | 1984 | USA | | VÖLKL |
| 57 | 380260 | KOSTELIC Ivica | 1979 | CRO | | SALOMON |
| 58 | 30149 | SIMARI BIRKNER Cristian javier | 1980 | ARG | | FISCHER |
| 59 | 510997 | BERTHOD Marc | 1983 | SUI | | NORDICA |
| 60 | 200056 | ERTL Andreas | 1975 | GER | | ROSSIGNOL |
| 61 | 192665 | GRANGE Jean-baptiste | 1984 | FRA | | ROSSIGNOL |
| 62 | 150594 | TREJBAL Filip | 1985 | CZE | | DYNASTAR |
| 63 | 102403 | SEMPLE Ryan | 1982 | CAN | | SALOMON |
| 64 | 80058 | HENTSCH Nikolai | 1983 | BRA | | ROSSIGNOL |
| 65 | 560406 | GORZA Ales | 1980 | SLO | | FISCHER |
| 66 | 480736 | HOROSHILOV Alexandr | 1984 | RUS | | SALOMON |
| 67 | 430357 | ZAGORSKI Wojciech | 1985 | POL | | ATOMIC |
| 68 | 292784 | SENONER Lucas | 1983 | ITA | | SALOMON |



LEKI

Coca-Cola

Original Willisauer



jura

GRAPHIX DOCUMENT SOLUTIONS



AUDI FIS SKI WORLD CUP 2005/06


2nd MEN'S COMBINED DOWNHILL

START LIST



Number of Competitors: 70

| Bib | FIS Code | Name | Year of Birth | Nation | Time | Ski |
|-----|----------|------------------|---------------|--------|-------|---------|
| 69 | 102239 | COUSINEAU Julien | 1981 | CAN | _____ | ATOMIC |
| 70 | 500656 | LARSSON Markus | 1979 | SWE | _____ | FISCHER |





76. INTERNATIONALE LAUBERHORNRENNEN



Swiss ski

13.-15. JANUAR 2006

SRG SSR idée suisse



AUDI FIS SKI WORLD CUP 2005/06

2nd MEN'S COMBINED SLALOM

START LIST



| Jury | | | Technical Data | |
|---------------|------------|-----|---------------------|-------------|
| TD FIS | M. WIESER | ITA | Course Name | Männlichen |
| Referee | G. HUJARA | FIS | Start Altitude | 1475 m |
| Chief of Race | U. NAEPLIN | SUI | Finish Altitude | 1287 m |
| | | | Vertical Drop | 188 m |
| | | | Homologation Number | 5467/197/99 |

Race Information

| | | |
|-----------------|-------------------|-----|
| Course Setter | C. HOEFLENNER | AUT |
| Number of Gates | 58 | |
| Turning Gates | 57 | |
| Start Time | 13:30 | |
| Forerunners | A - C. BONER | SUI |
| | B - R. VON KAENEL | SUI |
| | C - R. SUPPIGER | SUI |

Number of Competitors: 47

| Start Order | Bib | FIS Code | Name | Year of Birth | Nation | Downhill | Diff. | Rank | Time | Total | Ski |
|-------------|-----|----------|--------------------|---------------|--------|----------|-------|------|------|-------|-----------|
| 1 | 41 | 192932 | FAYED Guillermo | 1985 | FRA | 1:50.45 | 3.98 | 37 | | | ATOMIC |
| 2 | 44 | 192746 | THEAUX Adrien | 1984 | FRA | 1:50.34 | 3.87 | 36 | | | SALOMON |
| 3 | 45 | 561006 | GLEBOV Alek | 1983 | SLO | 1:50.28 | 3.81 | 34 | | | ATOMIC |
| 4 | 38 | 510993 | ALBRECHT Daniel | 1983 | SUI | 1:50.24 | 3.77 | 32 | | | NORDICA |
| 5 | 68 | 292784 | SENONER Lucas | 1983 | ITA | 1:50.24 | 3.77 | 32 | | | SALOMON |
| 6 | 13 | 510890 | ZURBRIGGEN Silvan | 1981 | SUI | 1:50.19 | 3.72 | 31 | | | FISCHER |
| 7 | 40 | 190915 | BOURGEAT Pierrick | 1976 | FRA | 1:50.17 | 3.70 | 30 | | | ROSSIGNOL |
| 8 | 52 | 421483 | JANSRUD Kjetil | 1985 | NOR | 1:50.14 | 3.67 | 29 | | | ATOMIC |
| 9 | 39 | 40171 | BRANCH Craig | 1977 | AUS | 1:50.07 | 3.60 | 28 | | | ATOMIC |
| 10 | 43 | 421400 | MYHRE Lars | 1984 | NOR | 1:49.90 | 3.43 | 26 | | | NORDICA |
| 11 | 49 | 560447 | SPORN Andrej | 1981 | SLO | 1:49.90 | 3.43 | 26 | | | ELAN |
| 12 | 12 | 102899 | OSBORNE-PARADIS M. | 1984 | CAN | 1:49.86 | 3.39 | 25 | | | ROSSIGNOL |
| 13 | 2 | 102873 | KUCERA John | 1984 | CAN | 1:49.78 | 3.31 | 23 | | | ATOMIC |
| 14 | 31 | 290478 | ROCCA Giorgio | 1975 | ITA | 1:49.33 | 2.86 | 22 | | | ATOMIC |
| 15 | 9 | 532490 | MACARTNEY Scott | 1978 | USA | 1:49.17 | 2.70 | 20 | | | SALOMON |
| 16 | 42 | 501076 | OLSSON Hans | 1984 | SWE | 1:49.15 | 2.68 | 19 | | | HEAD |
| 17 | 17 | 421328 | SVINDAL Aksel Lund | 1982 | NOR | 1:48.95 | 2.48 | 18 | | | ATOMIC |
| 18 | 6 | 560332 | JERMAN Andrej | 1978 | SLO | 1:48.72 | 2.25 | 16 | | | ROSSIGNOL |
| 19 | 5 | 292291 | THANEI Stefan | 1981 | ITA | 1:48.50 | 2.03 | 14 | | | ATOMIC |
| 20 | 15 | 50625 | RAICH Benjamin | 1978 | AUT | 1:48.40 | 1.93 | 13 | | | ATOMIC |
| 21 | 4 | 290998 | STAUDACHER Patrick | 1980 | ITA | 1:48.36 | 1.89 | 11 | | | HEAD |

13-01-2006 / Wengen (SUI) / 1273

Page 1/2

Data Processing by SWATCH

www.fis-ski.com

SWATCH Timing

Generation Date: FRI 13 JAN 2006

Time: 13:04

Document: 51C 1.0

| | | | | | |
|--|--|--|--|--|--|
| | | | | | |
| | | | | | |



AUDI FIS SKI WORLD CUP 2005/06

2nd MEN'S COMBINED SLALOM

START LIST



Number of Competitors: 47

| Start Order | Bib | FIS Code | Name | Year of Birth | Nation | Downhill | Diff. | Rank | Time | Total | Ski |
|-------------|-----|----------|----------------------|---------------|--------|----------|-------|------|------|-------|-----------|
| 22 | 21 | 50451 | GRUBER Christoph | 1976 | AUT | 1:48.36 | 1.89 | 11 | | | SALOMON |
| 23 | 8 | 533866 | NYMAN Steven | 1982 | USA | 1:48.20 | 1.73 | 10 | | | FISCHER |
| 24 | 14 | 420470 | KJUS Lasse | 1971 | NOR | 1:48.11 | 1.64 | 8 | | | DYNASTAR |
| 25 | 22 | 510727 | DEFAGO Didier | 1977 | SUI | 1:48.07 | 1.60 | 7 | | | ROSSIGNOL |
| 26 | 19 | 292455 | FILL Peter | 1982 | ITA | 1:47.58 | 1.11 | 5 | | | DYNASTAR |
| 27 | 23 | 420382 | AAMODT Kjetil Andre | 1971 | NOR | 1:47.48 | 1.01 | 4 | | | DYNASTAR |
| 28 | 26 | 50423 | MAIER Hermann | 1972 | AUT | 1:47.02 | 0.55 | 3 | | | ATOMIC |
| 29 | 29 | 532431 | MILLER Bode | 1977 | USA | 1:46.78 | 0.31 | 2 | | | ATOMIC |
| 30 | 30 | 50041 | WALCHHOFFER Michael | 1975 | AUT | 1:46.47 | 0.00 | 1 | | | ATOMIC |
| 31 | 56 | 534562 | LIGETY Ted | 1984 | USA | 1:50.48 | 4.01 | 39 | | | VÖLKL |
| 32 | 59 | 510997 | BERTHOD Marc | 1983 | SUI | 1:50.53 | 4.06 | 40 | | | NORDICA |
| 33 | 47 | 191462 | PAQUIN Pierre | 1979 | FRA | 1:50.53 | 4.06 | 40 | | | SALOMON |
| 34 | 32 | 50547 | SCHOENFELDER Rainer | 1977 | AUT | 1:50.70 | 4.23 | 43 | | | FISCHER |
| 35 | 65 | 560406 | GORZA Ales | 1980 | SLO | 1:50.71 | 4.24 | 44 | | | FISCHER |
| 36 | 48 | 561085 | KRIZAJ Andrej | 1986 | SLO | 1:50.81 | 4.34 | 45 | | | ROSSIGNOL |
| 37 | 63 | 102403 | SEMPLE Ryan | 1982 | CAN | 1:50.90 | 4.43 | 47 | | | SALOMON |
| 38 | 55 | 150398 | BANK Ondrej | 1980 | CZE | 1:51.13 | 4.66 | 48 | | | ELAN |
| 39 | 57 | 380260 | KOSTELIC Ivica | 1979 | CRO | 1:51.27 | 4.80 | 49 | | | SALOMON |
| 40 | 54 | 380292 | ZRNCIC-DIM Natko | 1986 | CRO | 1:51.33 | 4.86 | 50 | | | ATOMIC |
| 41 | 35 | 561067 | PERKO Rok | 1985 | SLO | 1:51.46 | 4.99 | 51 | | | ATOMIC |
| 42 | 62 | 150594 | TREJBAL Filip | 1985 | CZE | 1:51.56 | 5.09 | 52 | | | DYNASTAR |
| 43 | 61 | 192665 | GRANGE Jean-baptiste | 1984 | FRA | 1:51.56 | 5.09 | 52 | | | ROSSIGNOL |
| 44 | 69 | 102239 | COUSINEAU Julien | 1981 | CAN | 1:51.87 | 5.40 | 54 | | | ATOMIC |
| 45 | 58 | 30149 | SIMARI BIRKNER C. | 1980 | ARG | 1:52.14 | 5.67 | 55 | | | FISCHER |
| 46 | 53 | 20081 | ANTOR Alex | 1979 | AND | 1:52.64 | 6.17 | 56 | | | ATOMIC |
| 47 | 67 | 430357 | ZAGORSKI Wojciech | 1985 | POL | 1:53.50 | 7.03 | 57 | | | ATOMIC |





76. INTERNATIONALE LAUBERHORNRENNEN

**Wengen**

JUNGFRAUBAHNEN



Swiss ski

13.-15. JANUAR 2006

SRG SSR idée suisse



winterthur



RE/MAX



OCHSNER SPORT

swisscom



AUDI FIS SKI WORLD CUP 2005/06

2nd MEN'S COMBINED

OFFICIAL RESULTS



Number of Competitors: 70

| Rank | Bib | FIS Code | Name | Year of Birth | Nation | Downhill | | Slalom | | Total | | Ski |
|------|-----|----------|----------------------|---------------|--------|----------|------|--------|------|---------|------------|-----------|
| | | | | | | Time | Rank | Time | Rank | Time | Difference | |
| 1 | 15 | 50625 | RAICH Benjamin | 1978 | AUT | 1:48.40 | 10 | 50.06 | 4 | 2:38.46 | | ATOMIC |
| 2 | 23 | 420382 | AAMODT Kjetil Andre | 1971 | NOR | 1:47.48 | 3 | 51.17 | 11 | 2:38.65 | 0.19 | DYNASTAR |
| 3 | 19 | 292455 | FILL Peter | 1982 | ITA | 1:47.58 | 4 | 51.20 | 12 | 2:38.78 | 0.32 | DYNASTAR |
| 4 | 30 | 50041 | WALCHHOFER Michael | 1975 | AUT | 1:46.47 | 1 | 52.35 | 22 | 2:38.82 | 0.36 | ATOMIC |
| 5 | 22 | 510727 | DEFAGO Didier | 1977 | SUI | 1:48.07 | 5 | 51.71 | 18 | 2:39.78 | 1.32 | ROSSIGNOL |
| 6 | 52 | 421483 | JANSRUD Kjetil | 1985 | NOR | 1:50.14 | 19 | 49.76 | 2 | 2:39.90 | 1.44 | ATOMIC |
| 7 | 14 | 420470 | KJUS Lasse | 1971 | NOR | 1:48.11 | 6 | 51.88 | 19 | 2:39.99 | 1.53 | DYNASTAR |
| 8 | 40 | 190915 | BOURGEAT Pierrick | 1976 | FRA | 1:50.17 | 20 | 50.05 | 3 | 2:40.22 | 1.76 | ROSSIGNOL |
| 9 | 17 | 421328 | SVINDAL Aksel Lund | 1982 | NOR | 1:48.95 | 12 | 51.39 | 15 | 2:40.34 | 1.88 | ATOMIC |
| 10 | 43 | 421400 | MYHRE Lars | 1984 | NOR | 1:49.90 | 16 | 50.84 | 8 | 2:40.74 | 2.28 | NORDICA |
| 11 | 13 | 510890 | ZURBRIGGEN Silvan | 1981 | SUI | 1:50.19 | 21 | 50.72 | 7 | 2:40.91 | 2.45 | FISCHER |
| 12 | 32 | 50547 | SCHOENFELDER Rainer | 1977 | AUT | 1:50.70 | 27 | 50.28 | 5 | 2:40.98 | 2.52 | FISCHER |
| 13 | 61 | 192665 | GRANGE Jean-baptiste | 1984 | FRA | 1:51.56 | 34 | 49.50 | 1 | 2:41.06 | 2.60 | ROSSIGNOL |
| 14 | 59 | 510997 | BERTHOD Marc | 1983 | SUI | 1:50.53 | 25 | 50.55 | 6 | 2:41.08 | 2.62 | NORDICA |
| 15 | 49 | 560447 | SPORN Andrej | 1981 | SLO | 1:49.90 | 16 | 51.52 | 16 | 2:41.42 | 2.96 | ELAN |
| 16 | 68 | 292784 | SENONER Lucas | 1983 | ITA | 1:50.24 | 22 | 51.25 | 14 | 2:41.49 | 3.03 | SALOMON |
| 17 | 65 | 560406 | GORZA Ales | 1980 | SLO | 1:50.71 | 28 | 50.90 | 9 | 2:41.61 | 3.15 | FISCHER |
| 18 | 4 | 290998 | STAUDACHER Patrick | 1980 | ITA | 1:48.36 | 8 | 53.28 | 24 | 2:41.64 | 3.18 | HEAD |
| 19 | 8 | 533866 | NYMAN Steven | 1982 | USA | 1:48.20 | 7 | 53.47 | 27 | 2:41.67 | 3.21 | FISCHER |
| 20 | 21 | 50451 | GRUBER Christoph | 1976 | AUT | 1:48.36 | 8 | 53.68 | 28 | 2:42.04 | 3.58 | SALOMON |
| 21 | 63 | 102403 | SEMPLE Ryan | 1982 | CAN | 1:50.90 | 30 | 51.23 | 13 | 2:42.13 | 3.67 | SALOMON |
| 21 | 55 | 150398 | BANK Ondrej | 1980 | CZE | 1:51.13 | 31 | 51.00 | 10 | 2:42.13 | 3.67 | ELAN |
| 23 | 26 | 50423 | MAIER Hermann | 1972 | AUT | 1:47.02 | 2 | 55.13 | 33 | 2:42.15 | 3.69 | ATOMIC |
| 24 | 44 | 192746 | THEAUX Adrien | 1984 | FRA | 1:50.34 | 24 | 52.11 | 20 | 2:42.45 | 3.99 | SALOMON |
| 25 | 6 | 560332 | JERMAN Andrej | 1978 | SLO | 1:48.72 | 11 | 54.06 | 30 | 2:42.78 | 4.32 | ROSSIGNOL |
| 26 | 47 | 191462 | PAQUIN Pierre | 1979 | FRA | 1:50.53 | 25 | 52.44 | 23 | 2:42.97 | 4.51 | SALOMON |
| 27 | 62 | 150594 | TREJBAL Filip | 1985 | CZE | 1:51.56 | 34 | 51.55 | 17 | 2:43.11 | 4.65 | DYNASTAR |
| 28 | 57 | 380260 | KOSTELIC Ivica | 1979 | CRO | 1:51.27 | 32 | 52.20 | 21 | 2:43.47 | 5.01 | SALOMON |
| 29 | 9 | 532490 | MACARTNEY Scott | 1978 | USA | 1:49.17 | 14 | 54.31 | 31 | 2:43.48 | 5.02 | SALOMON |
| 30 | 48 | 561085 | KRIZAJ Andrej | 1986 | SLO | 1:50.81 | 29 | 53.46 | 26 | 2:44.27 | 5.81 | ROSSIGNOL |
| 31 | 54 | 380292 | ZRNCIC-DIM Natko | 1986 | CRO | 1:51.33 | 33 | 53.45 | 25 | 2:44.78 | 6.32 | ATOMIC |
| 32 | 12 | 102899 | OSBORNE-PARADIS M. | 1984 | CAN | 1:49.86 | 15 | 54.97 | 32 | 2:44.83 | 6.37 | ROSSIGNOL |
| 33 | 45 | 561006 | GLEBOV Alek | 1983 | SLO | 1:50.28 | 23 | 55.64 | 34 | 2:45.92 | 7.46 | ATOMIC |
| 34 | 67 | 430357 | ZAGORSKI Wojciech | 1985 | POL | 1:53.50 | 36 | 53.98 | 29 | 2:47.48 | 9.02 | ATOMIC |
| 35 | 42 | 501076 | OLSSON Hans | 1984 | SWE | 1:49.15 | 13 | 59.41 | 35 | 2:48.56 | 10.10 | HEAD |

#373

13-01-2006 / Wengen (SUI) / 1273

Page 1/3

Data Processing by SWATCH

www.fis-ski.com

SWATCH Timing

Generation Date: FRI 13 JAN 2006

Time: 14:55

Document: 73E 1.0

| | | | | | |
|--|--|--|--|--|--|
| | | | | | |
| | | | | | |



AUDI FIS SKI WORLD CUP 2005/06


2nd MEN'S COMBINED OFFICIAL RESULTS



Number of Competitors: 70

| Rank | Bib | FIS Code | Name | Year of Birth | Nation | Downhill Time | Downhill Rank | Slalom Time | Slalom Rank | Total Time | Difference | Ski |
|---|-----|----------|---------------------|---------------|--------|--------------------|---------------|-------------|-------------|------------|------------|-----------|
| 36 | 39 | 40171 | BRANCH Craig | 1977 | AUS | 1:50.07 | 18 | 1:00.85 | 36 | 2:50.92 | 12.46 | ATOMIC |
| DID NOT START DOWNHILL: 2 competitors | | | | | | | | | | | | |
| | 10 | 102814 | BOURQUE Francois | 1984 | CAN | | | | | | | SALOMON |
| | 27 | 350032 | BUECHEL Marco | 1971 | LIE | | | | | | | HEAD |
| DID NOT FINISH DOWNHILL: 4 competitors | | | | | | | | | | | | |
| | 3 | 50742 | REICHELTH Hannes | 1980 | AUT | | | | | | | ATOMIC |
| | 7 | 292514 | HEEL Werner | 1982 | ITA | | | | | | | ROSSIGNOL |
| | 60 | 200056 | ERTL Andreas | 1975 | GER | | | | | | | ROSSIGNOL |
| | 64 | 80058 | HENTSCH Nikolai | 1983 | BRA | | | | | | | ROSSIGNOL |
| DISQUALIFIED DOWNHILL: 7 competitors | | | | | | | | | | | | |
| | 18 | 291641 | SULZENBACHER Kurt | 1976 | ITA | Gate 35 Rule 629.3 | | | | | | FISCHER |
| | 28 | 531040 | RAHLVES Daron | 1973 | USA | Gate 34 Rule 629.3 | | | | | | ATOMIC |
| | 46 | 191755 | GARNIER Thibault | 1981 | FRA | Gate 34 Rule 629.3 | | | | | | ROSSIGNOL |
| | 50 | 50707 | MATT Mario | 1979 | AUT | Gate 34 Rule 629.3 | | | | | | FISCHER |
| | 51 | 180449 | PELLINEN Jouni | 1983 | FIN | Gate 34 Rule 629.3 | | | | | | ATOMIC |
| | 66 | 480736 | HOROSHILOV Alexandr | 1984 | RUS | Gate 35 Rule 629.3 | | | | | | SALOMON |
| | 70 | 500656 | LARSSON Markus | 1979 | SWE | Gate 34 Rule 629.3 | | | | | | FISCHER |
| DID NOT START SLALOM: 10 competitors | | | | | | | | | | | | |
| | 1 | 532173 | JOHNSON Justin J | 1977 | USA | | | | | | | ATOMIC |
| | 11 | 500150 | JAERBYN Patrik | 1969 | SWE | | | | | | | FISCHER |
| | 16 | 510051 | GRUENENFELDER Juerg | 1974 | SUI | | | | | | | STÖCKLI |
| | 20 | 510767 | HOFFMANN Ambrosi | 1977 | SUI | | | | | | | STÖCKLI |
| | 24 | 102263 | GUAY Erik | 1981 | CAN | | | | | | | ATOMIC |
| | 25 | 510478 | KERNEN Bruno | 1972 | SUI | | | | | | | ROSSIGNOL |
| | 33 | 50858 | STREITBERGER Georg | 1981 | AUT | | | | | | | ROSSIGNOL |
| | 34 | 533131 | SULLIVAN Marco | 1980 | USA | | | | | | | SALOMON |
| | 36 | 291399 | GIRARDI Walter | 1976 | ITA | | | | | | | ATOMIC |
| | 37 | 50743 | LANZINGER Matthias | 1980 | AUT | | | | | | | SALOMON |
| DID NOT FINISH SLALOM: 8 competitors | | | | | | | | | | | | |
| | 38 | 510993 | ALBRECHT Daniel | 1983 | SUI | | | | | | | NORDICA |
| | 2 | 102873 | KUCERA John | 1984 | CAN | | | | | | | ATOMIC |
| | 5 | 292291 | THANEI Stefan | 1981 | ITA | | | | | | | ATOMIC |
| | 56 | 534562 | LIGETY Ted | 1984 | USA | | | | | | | VÖLKL |
| | 35 | 561067 | PERKO Rok | 1985 | SLO | | | | | | | ATOMIC |
| | 69 | 102239 | COUSINEAU Julien | 1981 | CAN | | | | | | | ATOMIC |
| | 58 | 30149 | SIMARI BIRKNER C. | 1980 | ARG | | | | | | | FISCHER |
| | 53 | 20081 | ANTOR Alex | 1979 | AND | | | | | | | ATOMIC |

#373 _____





AUDI FIS SKI WORLD CUP 2005/06

2nd MEN'S COMBINED OFFICIAL RESULTS



Number of Competitors: 70

| Rank | Bib | FIS Code | Name | Year of Birth | Nation | Downhill Time | Downhill Rank | Slalom Time | Slalom Rank | Total Time | Difference | Ski |
|---|-----|----------|------------------------|---------------|--------|---------------|---------------|--------------|-------------|------------|------------|--------|
| DISQUALIFIED SLALOM: 3 competitors | | | | | | | | | | | | |
| | 41 | 192932 | FAYED Guillermo | 1985 | FRA | | | Rule B 2.1.2 | | | | ATOMIC |
| | 31 | 290478 | ROCCA Giorgio | 1975 | ITA | Gate 29,30 | | Rule 629.3 | | | | ATOMIC |
| | 29 | 532431 | MILLER Bode | 1977 | USA | Gate 51,52 | | Rule 629.3 | | | | ATOMIC |

Reason for disqualification:

629.3 Does not pass through a gate correctly (art. 661.4)

B 2.1.2 The maximum height (distance between the bottom of the running surface of the ski and the ski boot sole) is 55 mm

Technical Delegate:

M. WIESER (ITA) #373

13-01-2006 / Wengen (SUI) / 1273

Page 3/3

Data Processing by SWATCH

www.fis-ski.com

SWATCH Timing

Generation Date: FRI 13 JAN 2006

Time: 14:55

Document: 73E 1.0



LEKI

Coca-Cola

Original
Willisauer



jura.

GRAPHIX
DOCUMENT SOLUTIONS


AUDI FIS SKI WORLD CUP 2005/06

2nd MEN'S COMBINED DOWNHILL

PERFORMANCE ANALYSIS 2


Number of Competitors: 70

| Bib | Name | Nation | Positions | | | Partials | | | Difference | | Speed | | | | | | |
|-----|--------------------|--------|------------------|------------------|--------------------|--------------------|-------------------|-------------------|-------------------|-------------------|--------------------|------|--------|-----------------|------------------|------------------|--------------|
| | | | Pos. | Time | Rank | Pos. | Time | Rank | Time | Dist(m) | Pos. | km/h | Rank | | | | |
| 1 | JOHNSON Justin J | USA | Int1: 16.45 (42) | Int2: 44.64 (36) | Int3: 1:18.78 (37) | Int4: 1:31.72 (28) | Fin: 1:50.45 (37) | 11-12: 28.19 (35) | 12-13: 34.14 (39) | 13-14: 12.94 (13) | 14-Fin: 18.73 (58) | 0.51 | 111.27 | Sp1: 69.90 (44) | Sp2: 96.42 (59) | Sp3: 149.37 (21) | Avg.: 100.65 |
| 2 | KUCERA John | CAN | Int1: 16.53 (47) | Int2: 44.83 (48) | Int3: 1:18.79 (39) | Int4: 1:31.97 (33) | Fin: 1:49.78 (23) | 11-12: 28.30 (46) | 12-13: 33.96 (30) | 13-14: 13.18 (32) | 14-Fin: 17.81 (8) | 0.59 | 93.11 | Sp1: 68.70 (54) | Sp2: 100.93 (40) | Sp3: 147.54 (42) | Avg.: 101.26 |
| 3 | REICHELTH Hannes | AUT | Int1: 16.30 (22) | Int2: | Int3: | Int4: | Fin: DNF | 11-12: | 12-13: | 13-14: | 14-Fin: | 0.36 | | Sp1: 39.50 (67) | Sp2: | Sp3: | Avg.: |
| 4 | STAUDACHER Patrick | ITA | Int1: 16.24 (17) | Int2: 43.91 (14) | Int3: 1:17.63 (14) | Int4: 1:30.72 (16) | Fin: 1:48.36 (11) | 11-12: 27.67 (16) | 12-13: 33.72 (19) | 13-14: 13.09 (22) | 14-Fin: 17.64 (2) | 0.30 | 53.86 | Sp1: 74.60 (10) | Sp2: 103.64 (16) | Sp3: 148.14 (36) | Avg.: 102.59 |
| 5 | THANEI Stefan | ITA | Int1: 16.26 (19) | Int2: 44.01 (17) | Int3: 1:17.79 (18) | Int4: 1:30.79 (18) | Fin: 1:48.50 (14) | 11-12: 27.75 (18) | 12-13: 33.78 (20) | 13-14: 13.00 (17) | 14-Fin: 17.71 (6) | 0.32 | 57.78 | Sp1: 73.00 (17) | Sp2: 102.85 (25) | Sp3: 150.00 (11) | Avg.: 102.46 |
| 6 | JERMAN Andrej | SLO | Int1: 16.39 (34) | Int2: 43.92 (15) | Int3: 1:17.59 (13) | Int4: 1:30.66 (13) | Fin: 1:48.72 (16) | 11-12: 27.53 (11) | 12-13: 33.67 (16) | 13-14: 13.07 (21) | 14-Fin: 18.06 (24) | 0.45 | 63.91 | Sp1: 74.40 (12) | Sp2: 103.84 (12) | Sp3: 147.54 (42) | Avg.: 102.25 |
| 7 | HEEL Werner | ITA | Int1: 16.25 (18) | Int2: | Int3: | Int4: | Fin: DNF | 11-12: | 12-13: | 13-14: | 14-Fin: | 0.31 | | Sp1: 58.30 (66) | Sp2: 54.76 (66) | Sp3: | Avg.: |
| 8 | NYMAN Steven | USA | Int1: 16.15 (6) | Int2: 43.61 (7) | Int3: 1:17.12 (8) | Int4: 1:29.99 (8) | Fin: 1:48.20 (10) | 11-12: 27.46 (9) | 12-13: 33.51 (9) | 13-14: 12.87 (7) | 14-Fin: 18.21 (36) | 0.21 | 49.37 | Sp1: 74.40 (12) | Sp2: 105.88 (2) | Sp3: 150.00 (11) | Avg.: 102.74 |




AUDI FIS SKI WORLD CUP 2005/06
2nd MEN'S COMBINED DOWNHILL
PERFORMANCE ANALYSIS 2



Number of Competitors: 70

| Bib | Name | Nation | Positions | | | Partials | | | Difference | | Speed | | |
|-----|------------------------|--------|--------------------|------|------|--------------------|------|------|------------|---------|------------------|------|------|
| | | | Pos. | Time | Rank | Pos. | Time | Rank | Time | Dist(m) | Pos. | km/h | Rank |
| 9 | MACARTNEY Scott | USA | Int1: 16.38 (30) | | | 11-12: 28.35 (48) | | | 0.44 | | Sp1: 70.30 (41) | | |
| | | | Int2: 44.73 (40) | | | 12-13: 33.41 (7) | | | 1.67 | | Sp2: 103.44 (20) | | |
| | | | Int3: 1:18.14 (21) | | | 13-14: 12.75 (2) | | | 2.06 | | Sp3: 150.00 (11) | | |
| | | | Int4: 1:30.89 (22) | | | 14-Fin: 18.28 (41) | | | 2.03 | | | | |
| | | | Fin: 1:49.17 (20) | | | | | | 2.70 | 76.37 | Avg.: 101.83 | | |
| 10 | BOURQUE Francois | CAN | Int1: | | | 11-12: | | | | | Sp1: | | |
| | | | Int2: | | | 12-13: | | | | | Sp2: | | |
| | | | Int3: | | | 13-14: | | | | | Sp3: | | |
| | | | Int4: | | | 14-Fin: | | | | | Avg.: | | |
| | | | Fin: DNS | | | | | | | | | | |
| 11 | JAERBYN Patrik | SWE | Int1: 16.34 (26) | | | 11-12: 28.16 (32) | | | 0.40 | | Sp1: 69.50 (48) | | |
| | | | Int2: 44.50 (28) | | | 12-13: 34.12 (35) | | | 1.44 | | Sp2: 103.05 (24) | | |
| | | | Int3: 1:18.62 (29) | | | 13-14: 13.09 (22) | | | 2.54 | | Sp3: 146.34 (54) | | |
| | | | Int4: 1:31.71 (27) | | | 14-Fin: 18.14 (30) | | | 2.85 | | | | |
| | | | Fin: 1:49.85 (24) | | | | | | 3.38 | 95.02 | Avg.: 101.20 | | |
| 12 | OSBORNE-PARADIS Manuel | CAN | Int1: 16.21 (13) | | | 11-12: 28.25 (44) | | | 0.27 | | Sp1: 68.80 (53) | | |
| | | | Int2: 44.46 (26) | | | 12-13: 33.80 (22) | | | 1.40 | | Sp2: 98.36 (53) | | |
| | | | Int3: 1:18.26 (25) | | | 13-14: 13.11 (25) | | | 2.18 | | Sp3: 150.00 (11) | | |
| | | | Int4: 1:31.37 (25) | | | 14-Fin: 18.49 (51) | | | 2.51 | | | | |
| | | | Fin: 1:49.86 (25) | | | | | | 3.39 | 95.29 | Avg.: 101.19 | | |
| 13 | ZURBRIGGEN Silvan | SUI | Int1: 16.54 (48) | | | 11-12: 28.28 (45) | | | 0.60 | | Sp1: 69.50 (48) | | |
| | | | Int2: 44.82 (47) | | | 12-13: 33.87 (23) | | | 1.76 | | Sp2: 101.69 (38) | | |
| | | | Int3: 1:18.69 (35) | | | 13-14: 13.34 (46) | | | 2.61 | | Sp3: 149.37 (21) | | |
| | | | Int4: 1:32.03 (36) | | | 14-Fin: 18.16 (33) | | | 3.17 | | | | |
| | | | Fin: 1:50.19 (31) | | | | | | 3.72 | 104.25 | Avg.: 100.89 | | |
| 14 | KJUS Lasse | NOR | Int1: 16.40 (36) | | | 11-12: 27.52 (10) | | | 0.46 | | Sp1: 74.70 (9) | | |
| | | | Int2: 43.92 (15) | | | 12-13: 33.53 (11) | | | 0.86 | | Sp2: 104.04 (10) | | |
| | | | Int3: 1:17.45 (12) | | | 13-14: 13.01 (18) | | | 1.37 | | Sp3: 148.76 (31) | | |
| | | | Int4: 1:30.46 (11) | | | 14-Fin: 17.65 (3) | | | 1.60 | | | | |
| | | | Fin: 1:48.11 (8) | | | | | | 1.64 | 46.84 | Avg.: 102.83 | | |
| 15 | RAICH Benjamin | AUT | Int1: 16.18 (11) | | | 11-12: 27.96 (24) | | | 0.24 | | Sp1: 72.60 (22) | | |
| | | | Int2: 44.14 (19) | | | 12-13: 33.70 (17) | | | 1.08 | | Sp2: 103.84 (12) | | |
| | | | Int3: 1:17.84 (19) | | | 13-14: 12.90 (9) | | | 1.76 | | Sp3: 148.14 (36) | | |
| | | | Int4: 1:30.74 (17) | | | 14-Fin: 17.66 (4) | | | 1.88 | | | | |
| | | | Fin: 1:48.40 (13) | | | | | | 1.93 | 54.98 | Avg.: 102.55 | | |
| 16 | GRUENENFELDER Juerg | SUI | Int1: 16.37 (28) | | | 11-12: 27.74 (17) | | | 0.43 | | Sp1: 74.10 (14) | | |
| | | | Int2: 44.11 (18) | | | 12-13: 33.57 (14) | | | 1.05 | | Sp2: 103.64 (16) | | |
| | | | Int3: 1:17.68 (15) | | | 13-14: 13.01 (18) | | | 1.60 | | Sp3: 149.37 (21) | | |
| | | | Int4: 1:30.69 (15) | | | 14-Fin: 18.02 (20) | | | 1.83 | | | | |
| | | | Fin: 1:48.71 (15) | | | | | | 2.24 | 63.63 | Avg.: 102.26 | | |
| 17 | SVINDAL Aksel Lund | NOR | Int1: 16.23 (15) | | | 11-12: 27.60 (13) | | | 0.29 | | Sp1: 73.00 (17) | | |
| | | | Int2: 43.83 (12) | | | 12-13: 33.88 (24) | | | 0.77 | | Sp2: 96.42 (59) | | |
| | | | Int3: 1:17.71 (16) | | | 13-14: 12.97 (15) | | | 1.63 | | Sp3: 147.54 (42) | | |
| | | | Int4: 1:30.68 (14) | | | 14-Fin: 18.27 (40) | | | 1.82 | | | | |
| | | | Fin: 1:48.95 (18) | | | | | | 2.48 | 70.29 | Avg.: 102.04 | | |
| 18 | SULZENBACHER Kurt | ITA | Int1: 16.26 (19) | | | 11-12: 27.57 (12) | | | 0.32 | | Sp1: 72.30 (24) | | |
| | | | Int2: 43.83 (12) | | | 12-13: 33.92 (26) | | | 0.77 | | Sp2: 99.81 (47) | | |
| | | | Int3: 1:17.75 (17) | | | 13-14: 13.12 (28) | | | 1.67 | | Sp3: 148.14 (36) | | |
| | | | Int4: 1:30.87 (20) | | | 14-Fin: 18.76 (60) | | | 2.01 | | | | |
| | | | Fin: DQ | | | | | | | | Avg.: | | |






AUDI FIS SKI WORLD CUP 2005/06
2nd MEN'S COMBINED DOWNHILL
PERFORMANCE ANALYSIS 2



Number of Competitors: 70

| Bib | Name | Nation | Positions | | | Partials | | | Difference | | Speed | | |
|-----|---------------------|--------|--------------------|------|------|--------------------|------|------|------------|---------|------------------|------|------|
| | | | Pos. | Time | Rank | Pos. | Time | Rank | Time | Dist(m) | Pos. | km/h | Rank |
| 19 | FILL Peter | ITA | Int1: 16.18 (11) | | | 11-12: 27.10 (3) | | | 0.24 | | Sp1: 72.80 (21) | | |
| | | | Int2: 43.28 (4) | | | 12-13: 33.49 (8) | | | 0.22 | | Sp2: 104.85 (8) | | |
| | | | Int3: 1:16.77 (5) | | | 13-14: 12.86 (6) | | | 0.69 | | Sp3: 149.37 (21) | | |
| | | | Int4: 1:29.63 (5) | | | 14-Fin: 17.95 (15) | | | 0.77 | | | | |
| | | | Fin: 1:47.58 (5) | | | | | | 1.11 | 31.86 | Avg.: 103.34 | | |
| 20 | HOFFMANN Ambrosi | SUI | Int1: 16.32 (24) | | | 11-12: 27.34 (6) | | | 0.38 | | Sp1: 74.80 (8) | | |
| | | | Int2: 43.66 (8) | | | 12-13: 33.56 (13) | | | 0.60 | | Sp2: 104.85 (8) | | |
| | | | Int3: 1:17.22 (9) | | | 13-14: 12.99 (16) | | | 1.14 | | Sp3: 148.14 (36) | | |
| | | | Int4: 1:30.21 (10) | | | 14-Fin: 17.94 (14) | | | 1.35 | | | | |
| | | | Fin: 1:48.15 (9) | | | | | | 1.68 | 47.97 | Avg.: 102.79 | | |
| 21 | GRUBER Christoph | AUT | Int1: 16.08 (2) | | | 11-12: 27.62 (14) | | | 0.14 | | Sp1: 70.50 (39) | | |
| | | | Int2: 43.70 (9) | | | 12-13: 33.65 (15) | | | 0.64 | | Sp2: 103.44 (20) | | |
| | | | Int3: 1:17.35 (11) | | | 13-14: 13.28 (39) | | | 1.27 | | Sp3: 151.89 (8) | | |
| | | | Int4: 1:30.63 (12) | | | 14-Fin: 17.73 (7) | | | 1.77 | | | | |
| | | | Fin: 1:48.36 (11) | | | | | | 1.89 | 53.86 | Avg.: 102.59 | | |
| 22 | DEFAGO Didier | SUI | Int1: 16.14 (5) | | | 11-12: 27.62 (14) | | | 0.20 | | Sp1: 74.50 (11) | | |
| | | | Int2: 43.76 (11) | | | 12-13: 33.51 (9) | | | 0.70 | | Sp2: 105.05 (5) | | |
| | | | Int3: 1:17.27 (10) | | | 13-14: 12.85 (5) | | | 1.19 | | Sp3: 150.00 (11) | | |
| | | | Int4: 1:30.12 (9) | | | 14-Fin: 17.95 (15) | | | 1.26 | | | | |
| | | | Fin: 1:48.07 (7) | | | | | | 1.60 | 45.72 | Avg.: 102.87 | | |
| 23 | AAMODT Kjetil Andre | NOR | Int1: 16.09 (4) | | | 11-12: 27.06 (2) | | | 0.15 | | Sp1: 76.80 (1) | | |
| | | | Int2: 43.15 (2) | | | 12-13: 33.34 (5) | | | 0.09 | | Sp2: 106.09 (1) | | |
| | | | Int3: 1:16.49 (4) | | | 13-14: 12.87 (7) | | | 0.41 | | Sp3: 149.37 (21) | | |
| | | | Int4: 1:29.36 (4) | | | 14-Fin: 18.12 (29) | | | 0.50 | | | | |
| | | | Fin: 1:47.48 (4) | | | | | | 1.01 | 29.02 | Avg.: 103.43 | | |
| 24 | GUAY Erik | CAN | Int1: 16.33 (25) | | | 11-12: 27.39 (8) | | | 0.39 | | Sp1: 75.40 (5) | | |
| | | | Int2: 43.72 (10) | | | 12-13: 33.33 (4) | | | 0.66 | | Sp2: 105.46 (3) | | |
| | | | Int3: 1:17.05 (7) | | | 13-14: 12.90 (9) | | | 0.97 | | Sp3: 156.52 (1) | | |
| | | | Int4: 1:29.95 (7) | | | 14-Fin: 17.92 (12) | | | 1.09 | | | | |
| | | | Fin: 1:47.87 (6) | | | | | | 1.40 | 40.08 | Avg.: 103.06 | | |
| 25 | KERNEN Bruno | SUI | Int1: 16.22 (14) | | | 11-12: 28.38 (49) | | | 0.28 | | Sp1: 65.10 (61) | | |
| | | | Int2: 44.60 (31) | | | 12-13: 33.54 (12) | | | 1.54 | | Sp2: 102.85 (25) | | |
| | | | Int3: 1:18.14 (21) | | | 13-14: 12.68 (1) | | | 2.06 | | Sp3: 149.37 (21) | | |
| | | | Int4: 1:30.82 (19) | | | 14-Fin: 17.93 (13) | | | 1.96 | | | | |
| | | | Fin: 1:48.75 (17) | | | | | | 2.28 | 64.74 | Avg.: 102.22 | | |
| 26 | MAIER Hermann | AUT | Int1: 16.17 (8) | | | 11-12: 27.12 (4) | | | 0.23 | | Sp1: 76.70 (2) | | |
| | | | Int2: 43.29 (5) | | | 12-13: 33.15 (3) | | | 0.23 | | Sp2: 98.90 (50) | | |
| | | | Int3: 1:16.44 (3) | | | 13-14: 12.90 (9) | | | 0.36 | | Sp3: 150.00 (11) | | |
| | | | Int4: 1:29.34 (3) | | | 14-Fin: 17.68 (5) | | | 0.48 | | | | |
| | | | Fin: 1:47.02 (3) | | | | | | 0.55 | 15.87 | Avg.: 103.88 | | |
| 27 | BUECHEL Marco | LIE | Int1: | | | 11-12: | | | | | Sp1: | | |
| | | | Int2: | | | 12-13: | | | | | Sp2: | | |
| | | | Int3: | | | 13-14: | | | | | Sp3: | | |
| | | | Int4: | | | 14-Fin: | | | | | Avg.: | | |
| | | | Fin: DNS | | | | | | | | | | |
| 28 | RAHLVES Daron | USA | Int1: 16.16 (7) | | | 11-12: 27.37 (7) | | | 0.22 | | Sp1: 74.90 (7) | | |
| | | | Int2: 43.53 (6) | | | 12-13: 33.38 (6) | | | 0.47 | | Sp2: 105.05 (5) | | |
| | | | Int3: 1:16.91 (6) | | | 13-14: 12.91 (12) | | | 0.83 | | Sp3: 150.00 (11) | | |
| | | | Int4: 1:29.82 (6) | | | 14-Fin: 18.61 (54) | | | 0.96 | | | | |
| | | | Fin: DQ | | | | | | | | Avg.: | | |






AUDI FIS SKI WORLD CUP 2005/06
2nd MEN'S COMBINED DOWNHILL
PERFORMANCE ANALYSIS 2



Number of Competitors: 70

| Bib | Name | Nation | Positions | | | Partials | | | Difference | | Speed | | |
|-----|---------------------|--------|--------------------|------|------|--------------------|------|------|------------|---------|------------------|------|------|
| | | | Pos. | Time | Rank | Pos. | Time | Rank | Time | Dist(m) | Pos. | km/h | Rank |
| 29 | MILLER Bode | USA | Int1: 16.08 (2) | | | 11-12: 26.98 (1) | | | 0.14 | | Sp1: 76.50 (3) | | |
| | | | Int2: 43.06 (1) | | | 12-13: 33.11 (2) | | | 0.00 | | Sp2: 105.46 (3) | | |
| | | | Int3: 1:16.17 (2) | | | 13-14: 12.77 (3) | | | 0.09 | | Sp3: 151.26 (9) | | |
| | | | Int4: 1:28.94 (2) | | | 14-Fin: 17.84 (10) | | | 0.08 | | | | |
| | | | Fin: 1:46.78 (2) | | | | | | 0.31 | 8.96 | Avg.: 104.11 | | |
| 30 | WALCHHOFFER Michael | AUT | Int1: 15.94 (1) | | | 11-12: 27.23 (5) | | | 0.00 | | Sp1: 75.40 (5) | | |
| | | | Int2: 43.17 (3) | | | 12-13: 32.91 (1) | | | 0.11 | | Sp2: 102.27 (29) | | |
| | | | Int3: 1:16.08 (1) | | | 13-14: 12.78 (4) | | | 0.00 | | Sp3: 152.54 (7) | | |
| | | | Int4: 1:28.86 (1) | | | 14-Fin: 17.61 (1) | | | 0.00 | 0.00 | Avg.: 104.41 | | |
| | | | Fin: 1:46.47 (1) | | | | | | 0.00 | | | | |
| 31 | ROCCA Giorgio | ITA | Int1: 16.28 (21) | | | 11-12: 27.99 (26) | | | 0.34 | | Sp1: 71.70 (28) | | |
| | | | Int2: 44.27 (22) | | | 12-13: 33.94 (28) | | | 1.21 | | Sp2: 102.27 (29) | | |
| | | | Int3: 1:18.21 (23) | | | 13-14: 13.12 (28) | | | 2.13 | | Sp3: 147.54 (42) | | |
| | | | Int4: 1:31.33 (24) | | | 14-Fin: 18.00 (18) | | | 2.47 | | | | |
| | | | Fin: 1:49.33 (22) | | | | | | 2.86 | 80.78 | Avg.: 101.68 | | |
| 32 | SCHOENFELDER Rainer | AUT | Int1: 16.38 (30) | | | 11-12: 28.65 (56) | | | 0.44 | | Sp1: 64.70 (64) | | |
| | | | Int2: 45.03 (53) | | | 12-13: 34.34 (50) | | | 1.97 | | Sp2: 98.72 (52) | | |
| | | | Int3: 1:19.37 (51) | | | 13-14: 13.11 (25) | | | 3.29 | | Sp3: 146.34 (54) | | |
| | | | Int4: 1:32.48 (48) | | | 14-Fin: 18.22 (38) | | | 3.62 | | | | |
| | | | Fin: 1:50.70 (43) | | | | | | 4.23 | 118.00 | Avg.: 100.42 | | |
| 33 | STREITBERGER Georg | AUT | Int1: 16.40 (36) | | | 11-12: 28.34 (47) | | | 0.46 | | Sp1: 62.10 (65) | | |
| | | | Int2: 44.74 (41) | | | 12-13: 34.04 (32) | | | 1.68 | | Sp2: 100.00 (45) | | |
| | | | Int3: 1:18.78 (37) | | | 13-14: 13.21 (35) | | | 2.70 | | Sp3: 149.37 (21) | | |
| | | | Int4: 1:31.99 (35) | | | 14-Fin: 18.34 (46) | | | 3.13 | | | | |
| | | | Fin: 1:50.33 (35) | | | | | | 3.86 | 108.04 | Avg.: 100.76 | | |
| 34 | SULLIVAN Marco | USA | Int1: 16.30 (22) | | | 11-12: 27.92 (23) | | | 0.36 | | Sp1: 70.60 (37) | | |
| | | | Int2: 44.22 (20) | | | 12-13: 33.71 (18) | | | 1.16 | | Sp2: 97.64 (55) | | |
| | | | Int3: 1:17.93 (20) | | | 13-14: 12.94 (13) | | | 1.85 | | Sp3: 150.00 (11) | | |
| | | | Int4: 1:30.87 (20) | | | 14-Fin: 18.39 (47) | | | 2.01 | | | | |
| | | | Fin: 1:49.26 (21) | | | | | | 2.79 | 78.85 | Avg.: 101.75 | | |
| 35 | PERKO Rok | SLO | Int1: 16.41 (39) | | | 11-12: 28.53 (54) | | | 0.47 | | Sp1: 69.80 (45) | | |
| | | | Int2: 44.94 (50) | | | 12-13: 34.49 (54) | | | 1.88 | | Sp2: 98.90 (50) | | |
| | | | Int3: 1:19.43 (54) | | | 13-14: 13.29 (40) | | | 3.35 | | Sp3: 150.00 (11) | | |
| | | | Int4: 1:32.72 (52) | | | 14-Fin: 18.74 (59) | | | 3.86 | | | | |
| | | | Fin: 1:51.46 (51) | | | | | | 4.99 | 138.25 | Avg.: 99.74 | | |
| 36 | GIRARDI Walter | ITA | Int1: 16.23 (15) | | | 11-12: 29.04 (61) | | | 0.29 | | Sp1: 65.10 (61) | | |
| | | | Int2: 45.27 (57) | | | 12-13: 33.93 (27) | | | 2.21 | | Sp2: 101.88 (34) | | |
| | | | Int3: 1:19.20 (49) | | | 13-14: 13.17 (31) | | | 3.12 | | Sp3: 150.00 (11) | | |
| | | | Int4: 1:32.37 (46) | | | 14-Fin: 18.52 (52) | | | 3.51 | | | | |
| | | | Fin: 1:50.89 (46) | | | | | | 4.42 | 123.09 | Avg.: 100.25 | | |
| 37 | LANZINGER Matthias | AUT | Int1: 16.17 (8) | | | 11-12: 28.21 (39) | | | 0.23 | | Sp1: 72.40 (23) | | |
| | | | Int2: 44.38 (24) | | | 12-13: 34.17 (45) | | | 1.32 | | Sp2: 102.66 (27) | | |
| | | | Int3: 1:18.55 (27) | | | 13-14: 13.11 (25) | | | 2.47 | | Sp3: 147.54 (42) | | |
| | | | Int4: 1:31.66 (26) | | | 14-Fin: 18.87 (61) | | | 2.80 | | | | |
| | | | Fin: 1:50.53 (40) | | | | | | 4.06 | 113.43 | Avg.: 100.58 | | |
| 38 | ALBRECHT Daniel | SUI | Int1: 16.36 (27) | | | 11-12: 28.24 (43) | | | 0.42 | | Sp1: 69.50 (48) | | |
| | | | Int2: 44.60 (31) | | | 12-13: 34.10 (34) | | | 1.54 | | Sp2: 102.07 (32) | | |
| | | | Int3: 1:18.70 (36) | | | 13-14: 13.38 (49) | | | 2.62 | | Sp3: 146.34 (54) | | |
| | | | Int4: 1:32.08 (38) | | | 14-Fin: 18.16 (33) | | | 3.22 | | | | |
| | | | Fin: 1:50.24 (32) | | | | | | 3.77 | 105.60 | Avg.: 100.84 | | |






AUDI FIS SKI WORLD CUP 2005/06
2nd MEN'S COMBINED DOWNHILL
PERFORMANCE ANALYSIS 2



Number of Competitors: 70

| Bib | Name | Nation | Positions | | | Partials | | | Difference | | Speed | | |
|-----|-------------------|--------|--------------------|------|------|--------------------|------|------|------------|---------|------------------|------|------|
| | | | Pos. | Time | Rank | Pos. | Time | Rank | Time | Dist(m) | Pos. | km/h | Rank |
| 39 | BRANCH Craig | AUS | Int1: 16.38 (30) | | | 11-12: 28.22 (41) | | | 0.44 | | Sp1: 73.00 (17) | | |
| | | | Int2: 44.60 (31) | | | 12-13: 34.08 (33) | | | 1.54 | | Sp2: 103.84 (12) | | |
| | | | Int3: 1:18.68 (34) | | | 13-14: 13.18 (32) | | | 2.60 | | Sp3: 146.34 (54) | | |
| | | | Int4: 1:31.86 (31) | | | 14-Fin: 18.21 (36) | | | 3.00 | | | | |
| | | | Fin: 1:50.07 (28) | | | | | | 3.60 | 101.00 | Avg.: 101.00 | | |
| 40 | BOURGEAT Pierrick | FRA | Int1: 16.44 (41) | | | 11-12: 28.19 (35) | | | 0.50 | | Sp1: 70.30 (41) | | |
| | | | Int2: 44.63 (35) | | | 12-13: 34.20 (46) | | | 1.57 | | Sp2: 103.64 (16) | | |
| | | | Int3: 1:18.83 (40) | | | 13-14: 13.27 (37) | | | 2.75 | | Sp3: 147.54 (42) | | |
| | | | Int4: 1:32.10 (39) | | | 14-Fin: 18.07 (25) | | | 3.24 | | | | |
| | | | Fin: 1:50.17 (30) | | | | | | 3.70 | 103.71 | Avg.: 100.91 | | |
| 41 | FAYED Guillermo | FRA | Int1: 16.55 (49) | | | 11-12: 28.19 (35) | | | 0.61 | | Sp1: 71.20 (32) | | |
| | | | Int2: 44.74 (41) | | | 12-13: 34.33 (48) | | | 1.68 | | Sp2: 102.66 (27) | | |
| | | | Int3: 1:19.07 (46) | | | 13-14: 13.29 (40) | | | 2.99 | | Sp3: 149.37 (21) | | |
| | | | Int4: 1:32.36 (45) | | | 14-Fin: 18.09 (26) | | | 3.50 | | | | |
| | | | Fin: 1:50.45 (37) | | | | | | 3.98 | 111.27 | Avg.: 100.65 | | |
| 42 | OLSSON Hans | SWE | Int1: 16.17 (8) | | | 11-12: 28.08 (27) | | | 0.23 | | Sp1: 69.10 (52) | | |
| | | | Int2: 44.25 (21) | | | 12-13: 33.99 (31) | | | 1.19 | | Sp2: 103.44 (20) | | |
| | | | Int3: 1:18.24 (24) | | | 13-14: 13.02 (20) | | | 2.16 | | Sp3: 148.76 (31) | | |
| | | | Int4: 1:31.26 (23) | | | 14-Fin: 17.89 (11) | | | 2.40 | | | | |
| | | | Fin: 1:49.15 (19) | | | | | | 2.68 | 75.82 | Avg.: 101.85 | | |
| 43 | MYHRE Lars | NOR | Int1: 16.49 (44) | | | 11-12: 27.87 (21) | | | 0.55 | | Sp1: 71.90 (26) | | |
| | | | Int2: 44.36 (23) | | | 12-13: 34.16 (43) | | | 1.30 | | Sp2: 103.25 (23) | | |
| | | | Int3: 1:18.52 (26) | | | 13-14: 13.34 (46) | | | 2.44 | | Sp3: 146.34 (54) | | |
| | | | Int4: 1:31.86 (31) | | | 14-Fin: 18.04 (22) | | | 3.00 | | | | |
| | | | Fin: 1:49.90 (26) | | | | | | 3.43 | 96.38 | Avg.: 101.15 | | |
| 44 | THEAUX Adrien | FRA | Int1: 16.40 (36) | | | 11-12: 28.21 (39) | | | 0.46 | | Sp1: 69.70 (46) | | |
| | | | Int2: 44.61 (34) | | | 12-13: 34.37 (52) | | | 1.55 | | Sp2: 94.90 (63) | | |
| | | | Int3: 1:18.98 (45) | | | 13-14: 13.31 (42) | | | 2.90 | | Sp3: 149.37 (21) | | |
| | | | Int4: 1:32.29 (44) | | | 14-Fin: 18.05 (23) | | | 3.43 | | | | |
| | | | Fin: 1:50.34 (36) | | | | | | 3.87 | 108.31 | Avg.: 100.75 | | |
| 45 | GLEBOV Alek | SLO | Int1: 16.56 (51) | | | 11-12: 28.51 (53) | | | 0.62 | | Sp1: 68.20 (55) | | |
| | | | Int2: 45.07 (54) | | | 12-13: 33.79 (21) | | | 2.01 | | Sp2: 101.88 (34) | | |
| | | | Int3: 1:18.86 (42) | | | 13-14: 13.27 (37) | | | 2.78 | | Sp3: 149.37 (21) | | |
| | | | Int4: 1:32.13 (40) | | | 14-Fin: 18.15 (31) | | | 3.27 | | | | |
| | | | Fin: 1:50.28 (34) | | | | | | 3.81 | 106.69 | Avg.: 100.81 | | |
| 46 | GARNIER Thibault | FRA | Int1: 16.41 (39) | | | 11-12: 29.18 (64) | | | 0.47 | | Sp1: 64.90 (63) | | |
| | | | Int2: 45.59 (60) | | | 12-13: 34.99 (64) | | | 2.53 | | Sp2: 99.81 (47) | | |
| | | | Int3: 1:20.58 (61) | | | 13-14: 13.38 (49) | | | 4.50 | | Sp3: 146.93 (53) | | |
| | | | Int4: 1:33.96 (61) | | | 14-Fin: 18.31 (44) | | | 5.10 | | | | |
| | | | Fin: DQ | | | | | | | | Avg.: | | |
| 47 | PAQUIN Pierre | FRA | Int1: 16.56 (51) | | | 11-12: 28.08 (27) | | | 0.62 | | Sp1: 71.20 (32) | | |
| | | | Int2: 44.64 (36) | | | 12-13: 34.26 (47) | | | 1.58 | | Sp2: 104.04 (10) | | |
| | | | Int3: 1:18.90 (44) | | | 13-14: 13.33 (44) | | | 2.82 | | Sp3: 148.76 (31) | | |
| | | | Int4: 1:32.23 (43) | | | 14-Fin: 18.30 (43) | | | 3.37 | | | | |
| | | | Fin: 1:50.53 (40) | | | | | | 4.06 | 113.43 | Avg.: 100.58 | | |
| 48 | KRIZAJ Andrej | SLO | Int1: 16.65 (60) | | | 11-12: 28.14 (30) | | | 0.71 | | Sp1: 69.70 (46) | | |
| | | | Int2: 44.79 (45) | | | 12-13: 34.34 (50) | | | 1.73 | | Sp2: 101.88 (34) | | |
| | | | Int3: 1:19.13 (48) | | | 13-14: 13.40 (51) | | | 3.05 | | Sp3: 148.76 (31) | | |
| | | | Int4: 1:32.53 (49) | | | 14-Fin: 18.28 (41) | | | 3.67 | | | | |
| | | | Fin: 1:50.81 (45) | | | | | | 4.34 | 120.95 | Avg.: 100.32 | | |






AUDI FIS SKI WORLD CUP 2005/06
2nd MEN'S COMBINED DOWNHILL
PERFORMANCE ANALYSIS 2



Number of Competitors: 70

| Bib | Name | Nation | Positions | | | Partials | | | Difference | | Speed | | | | | | |
|-----|--------------------------------|--------|------------------|------------------|--------------------|--------------------|-------------------|-------------------|-------------------|-------------------|--------------------|------|--------|-----------------|------------------|------------------|--------------|
| | | | Pos. | Time | Rank | Pos. | Time | Rank | Time | Dist(m) | Pos. | km/h | Rank | | | | |
| 49 | SPORN Andrej | SLO | Int1: 16.37 (28) | Int2: 44.51 (30) | Int3: 1:18.63 (30) | Int4: 1:31.75 (29) | Fin: 1:49.90 (26) | 11-12: 28.14 (30) | 12-13: 34.12 (35) | 13-14: 13.12 (28) | 14-Fin: 18.15 (31) | 0.43 | 96.38 | Sp1: 70.60 (37) | Sp2: 103.64 (16) | Sp3: 151.26 (9) | Avg.: 101.15 |
| 50 | MATT Mario | AUT | Int1: 18.20 (68) | Int2: 46.08 (64) | Int3: 1:20.02 (59) | Int4: 1:33.12 (57) | Fin: DQ | 11-12: 27.88 (22) | 12-13: 33.94 (28) | 13-14: 13.10 (24) | 14-Fin: 18.01 (19) | 2.26 | | Sp1: 75.60 (4) | Sp2: 99.44 (49) | Sp3: 145.16 (61) | Avg.: |
| 51 | PELLINEN Jouni | FIN | Int1: 16.38 (30) | Int2: 45.01 (52) | Int3: 1:19.53 (56) | Int4: 1:32.93 (55) | Fin: DQ | 11-12: 28.63 (55) | 12-13: 34.52 (56) | 13-14: 13.40 (51) | 14-Fin: 21.76 (64) | 0.44 | | Sp1: 66.20 (58) | Sp2: 100.93 (40) | Sp3: 147.54 (42) | Avg.: |
| 52 | JANSRUD Kjetil | NOR | Int1: 16.47 (43) | Int2: 44.45 (25) | Int3: 1:18.59 (28) | Int4: 1:32.15 (42) | Fin: 1:50.14 (29) | 11-12: 27.98 (25) | 12-13: 34.14 (39) | 13-14: 13.56 (59) | 14-Fin: 17.99 (17) | 0.53 | 102.90 | Sp1: 73.80 (16) | Sp2: 103.84 (12) | Sp3: 145.16 (61) | Avg.: 100.93 |
| 53 | ANTOR Alex | AND | Int1: 16.73 (62) | Int2: 46.00 (63) | Int3: 1:20.75 (64) | Int4: 1:34.18 (62) | Fin: 1:52.64 (56) | 11-12: 29.27 (65) | 12-13: 34.75 (61) | 13-14: 13.43 (56) | 14-Fin: 18.46 (50) | 0.79 | 169.15 | Sp1: 65.40 (60) | Sp2: 100.18 (44) | Sp3: 147.54 (42) | Avg.: 98.69 |
| 54 | ZRNCIC-DIM Natko | CRO | Int1: 16.58 (53) | Int2: 44.70 (38) | Int3: 1:19.20 (49) | Int4: 1:32.63 (51) | Fin: 1:51.33 (50) | 11-12: 28.12 (29) | 12-13: 34.50 (55) | 13-14: 13.43 (56) | 14-Fin: 18.70 (57) | 0.64 | 134.80 | Sp1: 72.90 (20) | Sp2: 97.82 (54) | Sp3: 145.74 (60) | Avg.: 99.85 |
| 55 | BANK Ondrej | CZE | Int1: 16.67 (61) | Int2: 44.86 (49) | Int3: 1:19.41 (53) | Int4: 1:32.81 (53) | Fin: 1:51.13 (48) | 11-12: 28.19 (35) | 12-13: 34.55 (57) | 13-14: 13.40 (51) | 14-Fin: 18.32 (45) | 0.73 | 129.49 | Sp1: 70.90 (34) | Sp2: 101.50 (39) | Sp3: 147.54 (42) | Avg.: 100.03 |
| 56 | LIGETY Ted | USA | Int1: 16.50 (45) | Int2: 44.72 (39) | Int3: 1:18.84 (41) | Int4: 1:32.06 (37) | Fin: 1:50.48 (39) | 11-12: 28.22 (41) | 12-13: 34.12 (35) | 13-14: 13.22 (36) | 14-Fin: 18.42 (49) | 0.56 | 112.08 | Sp1: 72.20 (25) | Sp2: 95.91 (62) | Sp3: 156.52 (1) | Avg.: 100.62 |
| 57 | KOSTELIC Ivica | CRO | Int1: 16.39 (34) | Int2: 44.77 (44) | Int3: 1:18.66 (33) | Int4: 1:31.97 (33) | Fin: 1:51.27 (49) | 11-12: 28.38 (49) | 12-13: 33.89 (25) | 13-14: 13.31 (42) | 14-Fin: 19.30 (63) | 0.45 | 133.21 | Sp1: 71.50 (30) | Sp2: 105.05 (5) | Sp3: 155.84 (3) | Avg.: 99.91 |
| 58 | SIMARI BIRKNER Cristian javier | ARG | Int1: 16.77 (63) | Int2: 45.54 (59) | Int3: 1:20.32 (60) | Int4: 1:33.88 (60) | Fin: 1:52.14 (55) | 11-12: 28.77 (58) | 12-13: 34.78 (62) | 13-14: 13.56 (59) | 14-Fin: 18.26 (39) | 0.83 | 156.13 | Sp1: 70.90 (34) | Sp2: 100.74 (42) | Sp3: 144.57 (64) | Avg.: 99.13 |






AUDI FIS SKI WORLD CUP 2005/06
2nd MEN'S COMBINED DOWNHILL
PERFORMANCE ANALYSIS 2



Number of Competitors: 70

| Bib | Name | Nation | Positions | | | Partials | | | Difference | | Speed | | |
|-----|----------------------|--------|--------------------|------|------|--------------------|------|------|------------|---------|------------------|------|------|
| | | | Pos. | Time | Rank | Pos. | Time | Rank | Time | Dist(m) | Pos. | km/h | Rank |
| 59 | BERTHOD Marc | SUI | Int1: 16.58 (53) | | | 11-12: 28.17 (33) | | | 0.64 | | Sp1: 70.90 (34) | | |
| | | | Int2: 44.75 (43) | | | 12-13: 34.12 (35) | | | 1.69 | | Sp2: 102.27 (29) | | |
| | | | Int3: 1:18.87 (43) | | | 13-14: 13.56 (59) | | | 2.79 | | Sp3: 145.16 (61) | | |
| | | | Int4: 1:32.43 (47) | | | 14-Fin: 18.10 (27) | | | 3.57 | | | | |
| | | | Fin: 1:50.53 (40) | | | | | | 4.06 | 113.43 | Avg.: 100.58 | | |
| 60 | ERTL Andreas | GER | Int1: 16.64 (57) | | | 11-12: | | | 0.70 | | Sp1: | | |
| | | | Int2: | | | 12-13: | | | | | Sp2: | | |
| | | | Int3: | | | 13-14: | | | | | Sp3: | | |
| | | | Int4: | | | 14-Fin: | | | | | Avg.: | | |
| | | | Fin: DNF | | | | | | | | | | |
| 61 | GRANGE Jean-baptiste | FRA | Int1: 16.59 (55) | | | 11-12: 28.38 (49) | | | 0.65 | | Sp1: 71.60 (29) | | |
| | | | Int2: 44.97 (51) | | | 12-13: 34.42 (53) | | | 1.91 | | Sp2: 96.25 (61) | | |
| | | | Int3: 1:19.39 (52) | | | 13-14: 13.59 (62) | | | 3.31 | | Sp3: 146.34 (54) | | |
| | | | Int4: 1:32.98 (56) | | | 14-Fin: 18.58 (53) | | | 4.12 | | | | |
| | | | Fin: 1:51.56 (52) | | | | | | 5.09 | 140.89 | Avg.: 99.65 | | |
| 62 | TREJBAL Filip | CZE | Int1: 16.77 (63) | | | 11-12: 28.45 (52) | | | 0.83 | | Sp1: 69.40 (51) | | |
| | | | Int2: 45.22 (55) | | | 12-13: 34.61 (59) | | | 2.16 | | Sp2: 93.91 (65) | | |
| | | | Int3: 1:19.83 (58) | | | 13-14: 13.33 (44) | | | 3.75 | | Sp3: 148.14 (36) | | |
| | | | Int4: 1:33.16 (58) | | | 14-Fin: 18.40 (48) | | | 4.30 | | | | |
| | | | Fin: 1:51.56 (52) | | | | | | 5.09 | 140.89 | Avg.: 99.65 | | |
| 63 | SEMPLE Ryan | CAN | Int1: 16.55 (49) | | | 11-12: 28.82 (59) | | | 0.61 | | Sp1: 66.80 (56) | | |
| | | | Int2: 45.37 (58) | | | 12-13: 34.15 (42) | | | 2.31 | | Sp2: 94.57 (64) | | |
| | | | Int3: 1:19.52 (55) | | | 13-14: 13.35 (48) | | | 3.44 | | Sp3: 153.19 (5) | | |
| | | | Int4: 1:32.87 (54) | | | 14-Fin: 18.03 (21) | | | 4.01 | | | | |
| | | | Fin: 1:50.90 (47) | | | | | | 4.43 | 123.35 | Avg.: 100.24 | | |
| 64 | HENTSCH Nikolai | BRA | Int1: 17.15 (67) | | | 11-12: 29.16 (63) | | | 1.21 | | Sp1: 70.30 (41) | | |
| | | | Int2: 46.31 (65) | | | 12-13: 35.46 (65) | | | 3.25 | | Sp2: 100.00 (45) | | |
| | | | Int3: 1:21.77 (65) | | | 13-14: 14.03 (65) | | | 5.69 | | Sp3: 144.57 (64) | | |
| | | | Int4: 1:35.80 (65) | | | 14-Fin: | | | 6.94 | | | | |
| | | | Fin: DNF | | | | | | | | Avg.: | | |
| 65 | GORZA Ales | SLO | Int1: 16.62 (56) | | | 11-12: 28.17 (33) | | | 0.68 | | Sp1: 71.50 (30) | | |
| | | | Int2: 44.79 (45) | | | 12-13: 34.33 (48) | | | 1.73 | | Sp2: 102.07 (32) | | |
| | | | Int3: 1:19.12 (47) | | | 13-14: 13.41 (55) | | | 3.04 | | Sp3: 147.54 (42) | | |
| | | | Int4: 1:32.53 (49) | | | 14-Fin: 18.18 (35) | | | 3.67 | | | | |
| | | | Fin: 1:50.71 (44) | | | | | | 4.24 | 118.27 | Avg.: 100.41 | | |
| 66 | HOROSHILOV Alexandr | RUS | Int1: 16.80 (65) | | | 11-12: 28.93 (60) | | | 0.86 | | Sp1: 65.80 (59) | | |
| | | | Int2: 45.73 (61) | | | 12-13: 34.97 (63) | | | 2.67 | | Sp2: 96.94 (57) | | |
| | | | Int3: 1:20.70 (63) | | | 13-14: 13.73 (63) | | | 4.62 | | Sp3: 153.19 (5) | | |
| | | | Int4: 1:34.43 (63) | | | 14-Fin: 18.68 (56) | | | 5.57 | | | | |
| | | | Fin: DQ | | | | | | | | Avg.: | | |
| 67 | ZAGORSKI Wojciech | POL | Int1: 16.82 (66) | | | 11-12: 29.10 (62) | | | 0.88 | | Sp1: 70.50 (39) | | |
| | | | Int2: 45.92 (62) | | | 12-13: 34.70 (60) | | | 2.86 | | Sp2: 101.88 (34) | | |
| | | | Int3: 1:20.62 (62) | | | 13-14: 13.82 (64) | | | 4.54 | | Sp3: 147.54 (42) | | |
| | | | Int4: 1:34.44 (64) | | | 14-Fin: 19.06 (62) | | | 5.58 | | | | |
| | | | Fin: 1:53.50 (57) | | | | | | 7.03 | 191.27 | Avg.: 97.95 | | |
| 68 | SENONER Lucas | ITA | Int1: 16.64 (57) | | | 11-12: 27.86 (20) | | | 0.70 | | Sp1: 71.80 (27) | | |
| | | | Int2: 44.50 (28) | | | 12-13: 34.14 (39) | | | 1.44 | | Sp2: 97.47 (56) | | |
| | | | Int3: 1:18.64 (32) | | | 13-14: 13.49 (58) | | | 2.56 | | Sp3: 153.84 (4) | | |
| | | | Int4: 1:32.13 (40) | | | 14-Fin: 18.11 (28) | | | 3.27 | | | | |
| | | | Fin: 1:50.24 (32) | | | | | | 3.77 | 105.60 | Avg.: 100.84 | | |





AUDI FIS SKI WORLD CUP 2005/06
 2nd MEN'S COMBINED DOWNHILL
PERFORMANCE ANALYSIS 2



Number of Competitors: 70

| Bib | Name | Nation | Positions | | | Partials | | | Difference | | Speed | | |
|-----|------------------|--------|-----------|---------|------|----------|-------|------|------------|---------|-------|--------|------|
| | | | Pos. | Time | Rank | Pos. | Time | Rank | Time | Dist(m) | Pos. | km/h | Rank |
| 69 | COUSINEAU Julien | CAN | Int1: | 16.50 | (45) | 11-12: | 28.73 | (57) | 0.56 | | Sp1: | 66.80 | (56) |
| | | | Int2: | 45.23 | (56) | 12-13: | 34.59 | (58) | 2.17 | | Sp2: | 100.74 | (42) |
| | | | Int3: | 1:19.82 | (57) | 13-14: | 13.40 | (51) | 3.74 | | Sp3: | 148.76 | (31) |
| | | | Int4: | 1:33.22 | (59) | 14-Fin: | 18.65 | (55) | 4.36 | | | | |
| | | | Fin: | 1:51.87 | (54) | | | | 5.40 | 149.06 | Avg.: | 99.37 | |
| 70 | LARSSON Markus | SWE | Int1: | 16.64 | (57) | 11-12: | 27.83 | (19) | 0.70 | | Sp1: | 73.90 | (15) |
| | | | Int2: | 44.47 | (27) | 12-13: | 34.16 | (43) | 1.41 | | Sp2: | 96.60 | (58) |
| | | | Int3: | 1:18.63 | (30) | 13-14: | 13.19 | (34) | 2.55 | | Sp3: | 148.14 | (36) |
| | | | Int4: | 1:31.82 | (30) | 14-Fin: | 17.82 | (9) | 2.96 | | | | |
| | | | Fin: | DQ | | | | | | | Avg.: | | |

| | | | | | | | |
|----------------|--------------------------------|--------------|----------------|-------------|--------------|-------------|---------------|
| LEGEND | | | | | | | |
| Pos | Intermediate or Speed Position | Int2: | Intermediate 2 | Sp1: | Speed Trap 1 | DNS | Did Not Start |
| Avg. | Average Speed for the race | Int3: | Intermediate 3 | Sp2: | Speed Trap 2 | DQ | Disqualified |
| Dist(m) | Distance behind the first | Int4: | Intermediate 4 | Sp3: | Speed Trap 3 | Fin: | Finish |
| Int1: | Intermediate 1 | DNF | Did Not Finish | | | | |

13-01-2006 / Wengen (SUI) / 1273

Page 8/8

Data Processing by SWATCH


www.fis-ski.com

SWATCH Timing

Generation Date: FRI 13 JAN 2006

Time: 12:55

Document: 77B 1.0



GRAPHIX
DOCUMENT SOLUTIONS



76. INTERNATIONALE LAUBERHORNRENNEN



Swiss ski

13.-15. JANUAR 2006

SRG SSR idée suisse



AUDI FIS SKI WORLD CUP 2005/06

2nd MEN'S COMBINED DOWNHILL

PERFORMANCE ANALYSIS 1



Number of Competitors: 57

| Rank | Bib | Name | Nation | Positions | | | Partials | | | Difference | | Speed | | | | | | | | | | |
|------|-----|---------------------|--------|------------------|------------------|--------------------|--------------------|------------------|-------------------|-------------------|-------------------|--------------------|------|------|------|----------------|------------------|-----------------|-----------------|-----------------|------------------|--------------|
| | | | | Pos. | Time | Rank | Pos. | Time | Rank | Time | Dist(m) | Pos. | km/h | Rank | | | | | | | | |
| 1 | 30 | WALCHHOFFER Michael | AUT | Int1: 15.94 (1) | Int2: 43.17 (3) | Int3: 1:16.08 (1) | Int4: 1:28.86 (1) | Fin: 1:46.47 (1) | I1-I2: 27.23 (5) | I2-I3: 32.91 (1) | I3-I4: 12.78 (4) | I4-Fin: 17.61 (1) | 0.00 | 0.00 | 0.00 | Sp1: 75.40 (4) | Sp2: 102.27 (28) | Sp3: 152.54 (6) | Avg.: 104.41 | | | |
| 2 | 29 | MILLER Bode | USA | Int1: 16.08 (2) | Int2: 43.06 (1) | Int3: 1:16.17 (2) | Int4: 1:28.94 (2) | Fin: 1:46.78 (2) | I1-I2: 26.98 (1) | I2-I3: 33.11 (2) | I3-I4: 12.77 (3) | I4-Fin: 17.84 (9) | 0.14 | 0.00 | 0.09 | 0.08 | 0.31 | 8.96 | Sp1: 76.50 (3) | Sp2: 105.46 (3) | Sp3: 151.26 (8) | Avg.: 104.11 |
| 3 | 26 | MAIER Hermann | AUT | Int1: 16.17 (7) | Int2: 43.29 (5) | Int3: 1:16.44 (3) | Int4: 1:29.34 (3) | Fin: 1:47.02 (3) | I1-I2: 27.12 (4) | I2-I3: 33.15 (3) | I3-I4: 12.90 (9) | I4-Fin: 17.68 (5) | 0.23 | 0.23 | 0.36 | 0.48 | 0.55 | 15.87 | Sp1: 76.70 (2) | Sp2: 98.90 (44) | Sp3: 150.00 (10) | Avg.: 103.88 |
| 4 | 23 | AAMODT Kjetil Andre | NOR | Int1: 16.09 (4) | Int2: 43.15 (2) | Int3: 1:16.49 (4) | Int4: 1:29.36 (4) | Fin: 1:47.48 (4) | I1-I2: 27.06 (2) | I2-I3: 33.34 (5) | I3-I4: 12.87 (7) | I4-Fin: 18.12 (27) | 0.15 | 0.09 | 0.41 | 0.50 | 1.01 | 29.02 | Sp1: 76.80 (1) | Sp2: 106.09 (1) | Sp3: 149.37 (19) | Avg.: 103.43 |
| 5 | 19 | FILL Peter | ITA | Int1: 16.18 (10) | Int2: 43.28 (4) | Int3: 1:16.77 (5) | Int4: 1:29.63 (5) | Fin: 1:47.58 (5) | I1-I2: 27.10 (3) | I2-I3: 33.49 (7) | I3-I4: 12.86 (6) | I4-Fin: 17.95 (14) | 0.24 | 0.22 | 0.69 | 0.77 | 1.11 | 31.86 | Sp1: 72.80 (18) | Sp2: 104.85 (7) | Sp3: 149.37 (19) | Avg.: 103.34 |
| 6 | 24 | GUAY Erik | CAN | Int1: 16.33 (21) | Int2: 43.72 (9) | Int3: 1:17.05 (6) | Int4: 1:29.95 (6) | Fin: 1:47.87 (6) | I1-I2: 27.39 (7) | I2-I3: 33.33 (4) | I3-I4: 12.90 (9) | I4-Fin: 17.92 (11) | 0.39 | 0.66 | 0.97 | 1.09 | 1.40 | 40.08 | Sp1: 75.40 (4) | Sp2: 105.46 (3) | Sp3: 156.52 (1) | Avg.: 103.06 |
| 7 | 22 | DEFAGO Didier | SUI | Int1: 16.14 (5) | Int2: 43.76 (10) | Int3: 1:17.27 (9) | Int4: 1:30.12 (8) | Fin: 1:48.07 (7) | I1-I2: 27.62 (12) | I2-I3: 33.51 (8) | I3-I4: 12.85 (5) | I4-Fin: 17.95 (14) | 0.20 | 0.70 | 1.19 | 1.26 | 1.60 | 45.72 | Sp1: 74.50 (9) | Sp2: 105.05 (5) | Sp3: 150.00 (10) | Avg.: 102.87 |
| 8 | 14 | KJUS Lasse | NOR | Int1: 16.40 (31) | Int2: 43.92 (13) | Int3: 1:17.45 (11) | Int4: 1:30.46 (10) | Fin: 1:48.11 (8) | I1-I2: 27.52 (9) | I2-I3: 33.53 (10) | I3-I4: 13.01 (17) | I4-Fin: 17.65 (3) | 0.46 | 0.86 | 1.37 | 1.60 | 1.64 | 46.84 | Sp1: 74.70 (7) | Sp2: 104.04 (9) | Sp3: 148.76 (29) | Avg.: 102.83 |






AUDI FIS SKI WORLD CUP 2005/06
2nd MEN'S COMBINED DOWNHILL
PERFORMANCE ANALYSIS 1



Number of Competitors: 57

| Rank | Bib | Name | Nation | Positions | | | Partials | | | Difference | | Speed | | | | | | | | | | |
|------|-----|---------------------|--------|------------------|------------------|--------------------|--------------------|-------------------|-------------------|-------------------|-------------------|--------------------|------|------|------|------|------|-------|-----------------|------------------|------------------|--------------|
| | | | | Pos. | Time | Rank | Pos. | Time | Rank | Time | Dist(m) | Pos. | km/h | Rank | | | | | | | | |
| 9 | 20 | HOFFMANN Ambrosi | SUI | Int1: 16.32 (20) | Int2: 43.66 (7) | Int3: 1:17.22 (8) | Int4: 1:30.21 (9) | Fin: 1:48.15 (9) | I1-I2: 27.34 (6) | I2-I3: 33.56 (12) | I3-I4: 12.99 (15) | I4-Fin: 17.94 (13) | 0.38 | 0.60 | 1.14 | 1.35 | 1.68 | 47.97 | Sp1: 74.80 (6) | Sp2: 104.85 (7) | Sp3: 148.14 (34) | Avg.: 102.79 |
| 10 | 8 | NYMAN Steven | USA | Int1: 16.15 (6) | Int2: 43.61 (6) | Int3: 1:17.12 (7) | Int4: 1:29.99 (7) | Fin: 1:48.20 (10) | I1-I2: 27.46 (8) | I2-I3: 33.51 (8) | I3-I4: 12.87 (7) | I4-Fin: 18.21 (34) | 0.21 | 0.55 | 1.04 | 1.13 | 1.73 | 49.37 | Sp1: 74.40 (10) | Sp2: 105.88 (2) | Sp3: 150.00 (10) | Avg.: 102.74 |
| 11 | 21 | GRUBER Christoph | AUT | Int1: 16.08 (2) | Int2: 43.70 (8) | Int3: 1:17.35 (10) | Int4: 1:30.63 (11) | Fin: 1:48.36 (11) | I1-I2: 27.62 (12) | I2-I3: 33.65 (14) | I3-I4: 13.28 (35) | I4-Fin: 17.73 (7) | 0.14 | 0.64 | 1.27 | 1.77 | 1.89 | 53.86 | Sp1: 70.50 (35) | Sp2: 103.44 (19) | Sp3: 151.89 (7) | Avg.: 102.59 |
| 11 | 4 | STAUDACHER Patrick | ITA | Int1: 16.24 (16) | Int2: 43.91 (12) | Int3: 1:17.63 (13) | Int4: 1:30.72 (15) | Fin: 1:48.36 (11) | I1-I2: 27.67 (14) | I2-I3: 33.72 (18) | I3-I4: 13.09 (21) | I4-Fin: 17.64 (2) | 0.30 | 0.85 | 1.55 | 1.86 | 1.89 | 53.86 | Sp1: 74.60 (8) | Sp2: 103.64 (15) | Sp3: 148.14 (34) | Avg.: 102.59 |
| 13 | 15 | RAICH Benjamin | AUT | Int1: 16.18 (10) | Int2: 44.14 (17) | Int3: 1:17.84 (17) | Int4: 1:30.74 (16) | Fin: 1:48.40 (13) | I1-I2: 27.96 (20) | I2-I3: 33.70 (16) | I3-I4: 12.90 (9) | I4-Fin: 17.66 (4) | 0.24 | 1.08 | 1.76 | 1.88 | 1.93 | 54.98 | Sp1: 72.60 (19) | Sp2: 103.84 (11) | Sp3: 148.14 (34) | Avg.: 102.55 |
| 14 | 5 | THANEI Stefan | ITA | Int1: 16.26 (17) | Int2: 44.01 (15) | Int3: 1:17.79 (16) | Int4: 1:30.79 (17) | Fin: 1:48.50 (14) | I1-I2: 27.75 (16) | I2-I3: 33.78 (19) | I3-I4: 13.00 (16) | I4-Fin: 17.71 (6) | 0.32 | 0.95 | 1.71 | 1.93 | 2.03 | 57.78 | Sp1: 73.00 (14) | Sp2: 102.85 (24) | Sp3: 150.00 (10) | Avg.: 102.46 |
| 15 | 16 | GRUENENFELDER Juerg | SUI | Int1: 16.37 (24) | Int2: 44.11 (16) | Int3: 1:17.68 (14) | Int4: 1:30.69 (14) | Fin: 1:48.71 (15) | I1-I2: 27.74 (15) | I2-I3: 33.57 (13) | I3-I4: 13.01 (17) | I4-Fin: 18.02 (18) | 0.43 | 1.05 | 1.60 | 1.83 | 2.24 | 63.63 | Sp1: 74.10 (12) | Sp2: 103.64 (15) | Sp3: 149.37 (19) | Avg.: 102.26 |
| 16 | 6 | JERMAN Andrej | SLO | Int1: 16.39 (29) | Int2: 43.92 (13) | Int3: 1:17.59 (12) | Int4: 1:30.66 (12) | Fin: 1:48.72 (16) | I1-I2: 27.53 (10) | I2-I3: 33.67 (15) | I3-I4: 13.07 (20) | I4-Fin: 18.06 (22) | 0.45 | 0.86 | 1.51 | 1.80 | 2.25 | 63.91 | Sp1: 74.40 (10) | Sp2: 103.84 (11) | Sp3: 147.54 (38) | Avg.: 102.25 |
| 17 | 25 | KERNEN Bruno | SUI | Int1: 16.22 (13) | Int2: 44.60 (28) | Int3: 1:18.14 (19) | Int4: 1:30.82 (18) | Fin: 1:48.75 (17) | I1-I2: 28.38 (45) | I2-I3: 33.54 (11) | I3-I4: 12.68 (1) | I4-Fin: 17.93 (12) | 0.28 | 1.54 | 2.06 | 1.96 | 2.28 | 64.74 | Sp1: 65.10 (54) | Sp2: 102.85 (24) | Sp3: 149.37 (19) | Avg.: 102.22 |
| 18 | 17 | SVINDAL Aksel Lund | NOR | Int1: 16.23 (14) | Int2: 43.83 (11) | Int3: 1:17.71 (15) | Int4: 1:30.68 (13) | Fin: 1:48.95 (18) | I1-I2: 27.60 (11) | I2-I3: 33.88 (23) | I3-I4: 12.97 (14) | I4-Fin: 18.27 (38) | 0.29 | 0.77 | 1.63 | 1.82 | 2.48 | 70.29 | Sp1: 73.00 (14) | Sp2: 96.42 (51) | Sp3: 147.54 (38) | Avg.: 102.04 |






AUDI FIS SKI WORLD CUP 2005/06
2nd MEN'S COMBINED DOWNHILL
PERFORMANCE ANALYSIS 1



Number of Competitors: 57

| Rank | Bib | Name | Nation | Positions | | | Partials | | | Difference | | Speed | |
|------|-----|------------------------|--------|--------------------|------|------|--------------------|------|------|------------|---------|------------------|------|
| | | | | Pos. | Time | Rank | Pos. | Time | Rank | Time | Dist(m) | Pos. | km/h |
| 19 | 42 | OLSSON Hans | SWE | Int1: 16.17 (7) | | | I1-I2: 28.08 (23) | | | 0.23 | | Sp1: 69.10 (47) | |
| | | | | Int2: 44.25 (19) | | | I2-I3: 33.99 (28) | | | 1.19 | | Sp2: 103.44 (19) | |
| | | | | Int3: 1:18.24 (22) | | | I3-I4: 13.02 (19) | | | 2.16 | | Sp3: 148.76 (29) | |
| | | | | Int4: 1:31.26 (21) | | | I4-Fin: 17.89 (10) | | | 2.40 | | | |
| | | | | Fin: 1:49.15 (19) | | | | | | 2.68 | 75.82 | Avg.: 101.85 | |
| 20 | 9 | MACARTNEY Scott | USA | Int1: 16.38 (26) | | | I1-I2: 28.35 (44) | | | 0.44 | | Sp1: 70.30 (37) | |
| | | | | Int2: 44.73 (37) | | | I2-I3: 33.41 (6) | | | 1.67 | | Sp2: 103.44 (19) | |
| | | | | Int3: 1:18.14 (19) | | | I3-I4: 12.75 (2) | | | 2.06 | | Sp3: 150.00 (10) | |
| | | | | Int4: 1:30.89 (20) | | | I4-Fin: 18.28 (39) | | | 2.03 | | | |
| | | | | Fin: 1:49.17 (20) | | | | | | 2.70 | 76.37 | Avg.: 101.83 | |
| 21 | 34 | SULLIVAN Marco | USA | Int1: 16.30 (19) | | | I1-I2: 27.92 (19) | | | 0.36 | | Sp1: 70.60 (33) | |
| | | | | Int2: 44.22 (18) | | | I2-I3: 33.71 (17) | | | 1.16 | | Sp2: 97.64 (49) | |
| | | | | Int3: 1:17.93 (18) | | | I3-I4: 12.94 (12) | | | 1.85 | | Sp3: 150.00 (10) | |
| | | | | Int4: 1:30.87 (19) | | | I4-Fin: 18.39 (44) | | | 2.01 | | | |
| | | | | Fin: 1:49.26 (21) | | | | | | 2.79 | 78.85 | Avg.: 101.75 | |
| 22 | 31 | ROCCA Giorgio | ITA | Int1: 16.28 (18) | | | I1-I2: 27.99 (22) | | | 0.34 | | Sp1: 71.70 (24) | |
| | | | | Int2: 44.27 (20) | | | I2-I3: 33.94 (26) | | | 1.21 | | Sp2: 102.27 (28) | |
| | | | | Int3: 1:18.21 (21) | | | I3-I4: 13.12 (26) | | | 2.13 | | Sp3: 147.54 (38) | |
| | | | | Int4: 1:31.33 (22) | | | I4-Fin: 18.00 (17) | | | 2.47 | | | |
| | | | | Fin: 1:49.33 (22) | | | | | | 2.86 | 80.78 | Avg.: 101.68 | |
| 23 | 2 | KUCERA John | CAN | Int1: 16.53 (41) | | | I1-I2: 28.30 (42) | | | 0.59 | | Sp1: 68.70 (49) | |
| | | | | Int2: 44.83 (45) | | | I2-I3: 33.96 (27) | | | 1.77 | | Sp2: 100.93 (39) | |
| | | | | Int3: 1:18.79 (36) | | | I3-I4: 13.18 (29) | | | 2.71 | | Sp3: 147.54 (38) | |
| | | | | Int4: 1:31.97 (30) | | | I4-Fin: 17.81 (8) | | | 3.11 | | | |
| | | | | Fin: 1:49.78 (23) | | | | | | 3.31 | 93.11 | Avg.: 101.26 | |
| 24 | 11 | JAERBYN Patrik | SWE | Int1: 16.34 (22) | | | I1-I2: 28.16 (28) | | | 0.40 | | Sp1: 69.50 (43) | |
| | | | | Int2: 44.50 (25) | | | I2-I3: 34.12 (32) | | | 1.44 | | Sp2: 103.05 (23) | |
| | | | | Int3: 1:18.62 (27) | | | I3-I4: 13.09 (21) | | | 2.54 | | Sp3: 146.34 (48) | |
| | | | | Int4: 1:31.71 (25) | | | I4-Fin: 18.14 (28) | | | 2.85 | | | |
| | | | | Fin: 1:49.85 (24) | | | | | | 3.38 | 95.02 | Avg.: 101.20 | |
| 25 | 12 | OSBORNE-PARADIS Manuel | CAN | Int1: 16.21 (12) | | | I1-I2: 28.25 (40) | | | 0.27 | | Sp1: 68.80 (48) | |
| | | | | Int2: 44.46 (24) | | | I2-I3: 33.80 (21) | | | 1.40 | | Sp2: 98.36 (47) | |
| | | | | Int3: 1:18.26 (23) | | | I3-I4: 13.11 (23) | | | 2.18 | | Sp3: 150.00 (10) | |
| | | | | Int4: 1:31.37 (23) | | | I4-Fin: 18.49 (48) | | | 2.51 | | | |
| | | | | Fin: 1:49.86 (25) | | | | | | 3.39 | 95.29 | Avg.: 101.19 | |
| 26 | 49 | SPORN Andrej | SLO | Int1: 16.37 (24) | | | I1-I2: 28.14 (26) | | | 0.43 | | Sp1: 70.60 (33) | |
| | | | | Int2: 44.51 (27) | | | I2-I3: 34.12 (32) | | | 1.45 | | Sp2: 103.64 (15) | |
| | | | | Int3: 1:18.63 (28) | | | I3-I4: 13.12 (26) | | | 2.55 | | Sp3: 151.26 (8) | |
| | | | | Int4: 1:31.75 (27) | | | I4-Fin: 18.15 (29) | | | 2.89 | | | |
| | | | | Fin: 1:49.90 (26) | | | | | | 3.43 | 96.38 | Avg.: 101.15 | |
| 26 | 43 | MYHRE Lars | NOR | Int1: 16.49 (38) | | | I1-I2: 27.87 (18) | | | 0.55 | | Sp1: 71.90 (22) | |
| | | | | Int2: 44.36 (21) | | | I2-I3: 34.16 (40) | | | 1.30 | | Sp2: 103.25 (22) | |
| | | | | Int3: 1:18.52 (24) | | | I3-I4: 13.34 (42) | | | 2.44 | | Sp3: 146.34 (48) | |
| | | | | Int4: 1:31.86 (28) | | | I4-Fin: 18.04 (20) | | | 3.00 | | | |
| | | | | Fin: 1:49.90 (26) | | | | | | 3.43 | 96.38 | Avg.: 101.15 | |
| 28 | 39 | BRANCH Craig | AUS | Int1: 16.38 (26) | | | I1-I2: 28.22 (37) | | | 0.44 | | Sp1: 73.00 (14) | |
| | | | | Int2: 44.60 (28) | | | I2-I3: 34.08 (30) | | | 1.54 | | Sp2: 103.84 (11) | |
| | | | | Int3: 1:18.68 (31) | | | I3-I4: 13.18 (29) | | | 2.60 | | Sp3: 146.34 (48) | |
| | | | | Int4: 1:31.86 (28) | | | I4-Fin: 18.21 (34) | | | 3.00 | | | |
| | | | | Fin: 1:50.07 (28) | | | | | | 3.60 | 101.00 | Avg.: 101.00 | |






AUDI FIS SKI WORLD CUP 2005/06
2nd MEN'S COMBINED DOWNHILL
PERFORMANCE ANALYSIS 1



Number of Competitors: 57

| Rank | Bib | Name | Nation | Positions | | | Partials | | | Difference | | Speed | | |
|------|-----|--------------------|--------|--------------------|------|------|--------------------|------|------|------------|---------|------------------|------|------|
| | | | | Pos. | Time | Rank | Pos. | Time | Rank | Time | Dist(m) | Pos. | km/h | Rank |
| 29 | 52 | JANSRUD Kjetil | NOR | Int1: 16.47 (37) | | | I1-I2: 27.98 (21) | | | 0.53 | | Sp1: 73.80 (13) | | |
| | | | | Int2: 44.45 (23) | | | I2-I3: 34.14 (36) | | | 1.39 | | Sp2: 103.84 (11) | | |
| | | | | Int3: 1:18.59 (26) | | | I3-I4: 13.56 (53) | | | 2.51 | | Sp3: 145.16 (55) | | |
| | | | | Int4: 1:32.15 (39) | | | I4-Fin: 17.99 (16) | | | 3.29 | | | | |
| | | | | Fin: 1:50.14 (29) | | | | | | 3.67 | 102.90 | Avg.: 100.93 | | |
| 30 | 40 | BOURGEAT Pierrick | FRA | Int1: 16.44 (35) | | | I1-I2: 28.19 (31) | | | 0.50 | | Sp1: 70.30 (37) | | |
| | | | | Int2: 44.63 (32) | | | I2-I3: 34.20 (42) | | | 1.57 | | Sp2: 103.64 (15) | | |
| | | | | Int3: 1:18.83 (37) | | | I3-I4: 13.27 (33) | | | 2.75 | | Sp3: 147.54 (38) | | |
| | | | | Int4: 1:32.10 (36) | | | I4-Fin: 18.07 (23) | | | 3.24 | | | | |
| | | | | Fin: 1:50.17 (30) | | | | | | 3.70 | 103.71 | Avg.: 100.91 | | |
| 31 | 13 | ZURBRIGGEN Silvan | SUI | Int1: 16.54 (42) | | | I1-I2: 28.28 (41) | | | 0.60 | | Sp1: 69.50 (43) | | |
| | | | | Int2: 44.82 (44) | | | I2-I3: 33.87 (22) | | | 1.76 | | Sp2: 101.69 (37) | | |
| | | | | Int3: 1:18.69 (32) | | | I3-I4: 13.34 (42) | | | 2.61 | | Sp3: 149.37 (19) | | |
| | | | | Int4: 1:32.03 (33) | | | I4-Fin: 18.16 (31) | | | 3.17 | | | | |
| | | | | Fin: 1:50.19 (31) | | | | | | 3.72 | 104.25 | Avg.: 100.89 | | |
| 32 | 68 | SENER Lucas | ITA | Int1: 16.64 (51) | | | I1-I2: 27.86 (17) | | | 0.70 | | Sp1: 71.80 (23) | | |
| | | | | Int2: 44.50 (25) | | | I2-I3: 34.14 (36) | | | 1.44 | | Sp2: 97.47 (50) | | |
| | | | | Int3: 1:18.64 (29) | | | I3-I4: 13.49 (52) | | | 2.56 | | Sp3: 153.84 (4) | | |
| | | | | Int4: 1:32.13 (37) | | | I4-Fin: 18.11 (26) | | | 3.27 | | | | |
| | | | | Fin: 1:50.24 (32) | | | | | | 3.77 | 105.60 | Avg.: 100.84 | | |
| 32 | 38 | ALBRECHT Daniel | SUI | Int1: 16.36 (23) | | | I1-I2: 28.24 (39) | | | 0.42 | | Sp1: 69.50 (43) | | |
| | | | | Int2: 44.60 (28) | | | I2-I3: 34.10 (31) | | | 1.54 | | Sp2: 102.07 (31) | | |
| | | | | Int3: 1:18.70 (33) | | | I3-I4: 13.38 (45) | | | 2.62 | | Sp3: 146.34 (48) | | |
| | | | | Int4: 1:32.08 (35) | | | I4-Fin: 18.16 (31) | | | 3.22 | | | | |
| | | | | Fin: 1:50.24 (32) | | | | | | 3.77 | 105.60 | Avg.: 100.84 | | |
| 34 | 45 | GLEBOV Alek | SLO | Int1: 16.56 (45) | | | I1-I2: 28.51 (49) | | | 0.62 | | Sp1: 68.20 (50) | | |
| | | | | Int2: 45.07 (50) | | | I2-I3: 33.79 (20) | | | 2.01 | | Sp2: 101.88 (33) | | |
| | | | | Int3: 1:18.86 (39) | | | I3-I4: 13.27 (33) | | | 2.78 | | Sp3: 149.37 (19) | | |
| | | | | Int4: 1:32.13 (37) | | | I4-Fin: 18.15 (29) | | | 3.27 | | | | |
| | | | | Fin: 1:50.28 (34) | | | | | | 3.81 | 106.69 | Avg.: 100.81 | | |
| 35 | 33 | STREITBERGER Georg | AUT | Int1: 16.40 (31) | | | I1-I2: 28.34 (43) | | | 0.46 | | Sp1: 62.10 (57) | | |
| | | | | Int2: 44.74 (38) | | | I2-I3: 34.04 (29) | | | 1.68 | | Sp2: 100.00 (43) | | |
| | | | | Int3: 1:18.78 (34) | | | I3-I4: 13.21 (31) | | | 2.70 | | Sp3: 149.37 (19) | | |
| | | | | Int4: 1:31.99 (32) | | | I4-Fin: 18.34 (43) | | | 3.13 | | | | |
| | | | | Fin: 1:50.33 (35) | | | | | | 3.86 | 108.04 | Avg.: 100.76 | | |
| 36 | 44 | THEAUX Adrien | FRA | Int1: 16.40 (31) | | | I1-I2: 28.21 (35) | | | 0.46 | | Sp1: 69.70 (41) | | |
| | | | | Int2: 44.61 (31) | | | I2-I3: 34.37 (48) | | | 1.55 | | Sp2: 94.90 (55) | | |
| | | | | Int3: 1:18.98 (42) | | | I3-I4: 13.31 (38) | | | 2.90 | | Sp3: 149.37 (19) | | |
| | | | | Int4: 1:32.29 (41) | | | I4-Fin: 18.05 (21) | | | 3.43 | | | | |
| | | | | Fin: 1:50.34 (36) | | | | | | 3.87 | 108.31 | Avg.: 100.75 | | |
| 37 | 41 | FAYED Guillermo | FRA | Int1: 16.55 (43) | | | I1-I2: 28.19 (31) | | | 0.61 | | Sp1: 71.20 (28) | | |
| | | | | Int2: 44.74 (38) | | | I2-I3: 34.33 (44) | | | 1.68 | | Sp2: 102.66 (26) | | |
| | | | | Int3: 1:19.07 (43) | | | I3-I4: 13.29 (36) | | | 2.99 | | Sp3: 149.37 (19) | | |
| | | | | Int4: 1:32.36 (42) | | | I4-Fin: 18.09 (24) | | | 3.50 | | | | |
| | | | | Fin: 1:50.45 (37) | | | | | | 3.98 | 111.27 | Avg.: 100.65 | | |
| 37 | 1 | JOHNSON Justin J | USA | Int1: 16.45 (36) | | | I1-I2: 28.19 (31) | | | 0.51 | | Sp1: 69.90 (39) | | |
| | | | | Int2: 44.64 (33) | | | I2-I3: 34.14 (36) | | | 1.58 | | Sp2: 96.42 (51) | | |
| | | | | Int3: 1:18.78 (34) | | | I3-I4: 12.94 (12) | | | 2.70 | | Sp3: 149.37 (19) | | |
| | | | | Int4: 1:31.72 (26) | | | I4-Fin: 18.73 (53) | | | 2.86 | | | | |
| | | | | Fin: 1:50.45 (37) | | | | | | 3.98 | 111.27 | Avg.: 100.65 | | |






AUDI FIS SKI WORLD CUP 2005/06
 2nd MEN'S COMBINED DOWNHILL
PERFORMANCE ANALYSIS 1



Number of Competitors: 57

| Rank | Bib | Name | Nation | Positions | | | Partials | | | Difference | | Speed | | |
|------|-----|---------------------|--------|--------------------|------|------|--------------------|------|------|------------|---------|------------------|------|------|
| | | | | Pos. | Time | Rank | Pos. | Time | Rank | Time | Dist(m) | Pos. | km/h | Rank |
| 39 | 56 | LIGETY Ted | USA | Int1: 16.50 (39) | | | I1-I2: 28.22 (37) | | | 0.56 | | Sp1: 72.20 (21) | | |
| | | | | Int2: 44.72 (36) | | | I2-I3: 34.12 (32) | | | 1.66 | | Sp2: 95.91 (54) | | |
| | | | | Int3: 1:18.84 (38) | | | I3-I4: 13.22 (32) | | | 2.76 | | Sp3: 156.52 (1) | | |
| | | | | Int4: 1:32.06 (34) | | | I4-Fin: 18.42 (46) | | | 3.20 | | | | |
| | | | | Fin: 1:50.48 (39) | | | | | | 4.01 | 112.08 | Avg.: 100.62 | | |
| 40 | 59 | BERTHOD Marc | SUI | Int1: 16.58 (47) | | | I1-I2: 28.17 (29) | | | 0.64 | | Sp1: 70.90 (30) | | |
| | | | | Int2: 44.75 (40) | | | I2-I3: 34.12 (32) | | | 1.69 | | Sp2: 102.27 (28) | | |
| | | | | Int3: 1:18.87 (40) | | | I3-I4: 13.56 (53) | | | 2.79 | | Sp3: 145.16 (55) | | |
| | | | | Int4: 1:32.43 (44) | | | I4-Fin: 18.10 (25) | | | 3.57 | | | | |
| | | | | Fin: 1:50.53 (40) | | | | | | 4.06 | 113.43 | Avg.: 100.58 | | |
| 40 | 47 | PAQUIN Pierre | FRA | Int1: 16.56 (45) | | | I1-I2: 28.08 (23) | | | 0.62 | | Sp1: 71.20 (28) | | |
| | | | | Int2: 44.64 (33) | | | I2-I3: 34.26 (43) | | | 1.58 | | Sp2: 104.04 (9) | | |
| | | | | Int3: 1:18.90 (41) | | | I3-I4: 13.33 (40) | | | 2.82 | | Sp3: 148.76 (29) | | |
| | | | | Int4: 1:32.23 (40) | | | I4-Fin: 18.30 (41) | | | 3.37 | | | | |
| | | | | Fin: 1:50.53 (40) | | | | | | 4.06 | 113.43 | Avg.: 100.58 | | |
| 40 | 37 | LANZINGER Matthias | AUT | Int1: 16.17 (7) | | | I1-I2: 28.21 (35) | | | 0.23 | | Sp1: 72.40 (20) | | |
| | | | | Int2: 44.38 (22) | | | I2-I3: 34.17 (41) | | | 1.32 | | Sp2: 102.66 (26) | | |
| | | | | Int3: 1:18.55 (25) | | | I3-I4: 13.11 (23) | | | 2.47 | | Sp3: 147.54 (38) | | |
| | | | | Int4: 1:31.66 (24) | | | I4-Fin: 18.87 (55) | | | 2.80 | | | | |
| | | | | Fin: 1:50.53 (40) | | | | | | 4.06 | 113.43 | Avg.: 100.58 | | |
| 43 | 32 | SCHOENFELDER Rainer | AUT | Int1: 16.38 (26) | | | I1-I2: 28.65 (51) | | | 0.44 | | Sp1: 64.70 (56) | | |
| | | | | Int2: 45.03 (49) | | | I2-I3: 34.34 (46) | | | 1.97 | | Sp2: 98.72 (46) | | |
| | | | | Int3: 1:19.37 (48) | | | I3-I4: 13.11 (23) | | | 3.29 | | Sp3: 146.34 (48) | | |
| | | | | Int4: 1:32.48 (45) | | | I4-Fin: 18.22 (36) | | | 3.62 | | | | |
| | | | | Fin: 1:50.70 (43) | | | | | | 4.23 | 118.00 | Avg.: 100.42 | | |
| 44 | 65 | GORZA Ales | SLO | Int1: 16.62 (50) | | | I1-I2: 28.17 (29) | | | 0.68 | | Sp1: 71.50 (26) | | |
| | | | | Int2: 44.79 (42) | | | I2-I3: 34.33 (44) | | | 1.73 | | Sp2: 102.07 (31) | | |
| | | | | Int3: 1:19.12 (44) | | | I3-I4: 13.41 (49) | | | 3.04 | | Sp3: 147.54 (38) | | |
| | | | | Int4: 1:32.53 (46) | | | I4-Fin: 18.18 (33) | | | 3.67 | | | | |
| | | | | Fin: 1:50.71 (44) | | | | | | 4.24 | 118.27 | Avg.: 100.41 | | |
| 45 | 48 | KRIZAJ Andrej | SLO | Int1: 16.65 (52) | | | I1-I2: 28.14 (26) | | | 0.71 | | Sp1: 69.70 (41) | | |
| | | | | Int2: 44.79 (42) | | | I2-I3: 34.34 (46) | | | 1.73 | | Sp2: 101.88 (33) | | |
| | | | | Int3: 1:19.13 (45) | | | I3-I4: 13.40 (46) | | | 3.05 | | Sp3: 148.76 (29) | | |
| | | | | Int4: 1:32.53 (46) | | | I4-Fin: 18.28 (39) | | | 3.67 | | | | |
| | | | | Fin: 1:50.81 (45) | | | | | | 4.34 | 120.95 | Avg.: 100.32 | | |
| 46 | 36 | GIRARDI Walter | ITA | Int1: 16.23 (14) | | | I1-I2: 29.04 (55) | | | 0.29 | | Sp1: 65.10 (54) | | |
| | | | | Int2: 45.27 (53) | | | I2-I3: 33.93 (25) | | | 2.21 | | Sp2: 101.88 (33) | | |
| | | | | Int3: 1:19.20 (46) | | | I3-I4: 13.17 (28) | | | 3.12 | | Sp3: 150.00 (10) | | |
| | | | | Int4: 1:32.37 (43) | | | I4-Fin: 18.52 (49) | | | 3.51 | | | | |
| | | | | Fin: 1:50.89 (46) | | | | | | 4.42 | 123.09 | Avg.: 100.25 | | |
| 47 | 63 | SEMPLE Ryan | CAN | Int1: 16.55 (43) | | | I1-I2: 28.82 (54) | | | 0.61 | | Sp1: 66.80 (51) | | |
| | | | | Int2: 45.37 (54) | | | I2-I3: 34.15 (39) | | | 2.31 | | Sp2: 94.57 (56) | | |
| | | | | Int3: 1:19.52 (52) | | | I3-I4: 13.35 (44) | | | 3.44 | | Sp3: 153.19 (5) | | |
| | | | | Int4: 1:32.87 (51) | | | I4-Fin: 18.03 (19) | | | 4.01 | | | | |
| | | | | Fin: 1:50.90 (47) | | | | | | 4.43 | 123.35 | Avg.: 100.24 | | |
| 48 | 55 | BANK Ondrej | CZE | Int1: 16.67 (53) | | | I1-I2: 28.19 (31) | | | 0.73 | | Sp1: 70.90 (30) | | |
| | | | | Int2: 44.86 (46) | | | I2-I3: 34.55 (52) | | | 1.80 | | Sp2: 101.50 (38) | | |
| | | | | Int3: 1:19.41 (50) | | | I3-I4: 13.40 (46) | | | 3.33 | | Sp3: 147.54 (38) | | |
| | | | | Int4: 1:32.81 (50) | | | I4-Fin: 18.32 (42) | | | 3.95 | | | | |
| | | | | Fin: 1:51.13 (48) | | | | | | 4.66 | 129.49 | Avg.: 100.03 | | |





AUDI FIS SKI WORLD CUP 2005/06
2nd MEN'S COMBINED DOWNHILL
PERFORMANCE ANALYSIS 1



Number of Competitors: 57

| Rank | Bib | Name | Nation | Positions | | | Partials | | | Difference | | Speed | |
|------|-----|----------------------|--------|--------------------|------|------|--------------------|------|------|------------|-------------|------------------|------|
| | | | | Pos. | Time | Rank | Pos. | Time | Rank | Time | Dist(m) | Pos. | km/h |
| 49 | 57 | KOSTELIC Ivica | CRO | Int1: 16.39 (29) | | | I1-I2: 28.38 (45) | | | 0.45 | | Sp1: 71.50 (26) | |
| | | | | Int2: 44.77 (41) | | | I2-I3: 33.89 (24) | | | 1.71 | | Sp2: 105.05 (5) | |
| | | | | Int3: 1:18.66 (30) | | | I3-I4: 13.31 (38) | | | 2.58 | | Sp3: 155.84 (3) | |
| | | | | Int4: 1:31.97 (30) | | | I4-Fin: 19.30 (57) | | | 3.11 | | | |
| | | | | Fin: 1:51.27 (49) | | | | | 4.80 | 133.21 | Avg.: 99.91 | | |
| 50 | 54 | ZRNIC-DIM Natko | CRO | Int1: 16.58 (47) | | | I1-I2: 28.12 (25) | | | 0.64 | | Sp1: 72.90 (17) | |
| | | | | Int2: 44.70 (35) | | | I2-I3: 34.50 (51) | | | 1.64 | | Sp2: 97.82 (48) | |
| | | | | Int3: 1:19.20 (46) | | | I3-I4: 13.43 (50) | | | 3.12 | | Sp3: 145.74 (54) | |
| | | | | Int4: 1:32.63 (48) | | | I4-Fin: 18.70 (52) | | | 3.77 | | | |
| | | | | Fin: 1:51.33 (50) | | | | | 4.86 | 134.80 | Avg.: 99.85 | | |
| 51 | 35 | PERKO Rok | SLO | Int1: 16.41 (34) | | | I1-I2: 28.53 (50) | | | 0.47 | | Sp1: 69.80 (40) | |
| | | | | Int2: 44.94 (47) | | | I2-I3: 34.49 (50) | | | 1.88 | | Sp2: 98.90 (44) | |
| | | | | Int3: 1:19.43 (51) | | | I3-I4: 13.29 (36) | | | 3.35 | | Sp3: 150.00 (10) | |
| | | | | Int4: 1:32.72 (49) | | | I4-Fin: 18.74 (54) | | | 3.86 | | | |
| | | | | Fin: 1:51.46 (51) | | | | | 4.99 | 138.25 | Avg.: 99.74 | | |
| 52 | 62 | TREJBAL Filip | CZE | Int1: 16.77 (55) | | | I1-I2: 28.45 (48) | | | 0.83 | | Sp1: 69.40 (46) | |
| | | | | Int2: 45.22 (51) | | | I2-I3: 34.61 (54) | | | 2.16 | | Sp2: 93.91 (57) | |
| | | | | Int3: 1:19.83 (54) | | | I3-I4: 13.33 (40) | | | 3.75 | | Sp3: 148.14 (34) | |
| | | | | Int4: 1:33.16 (53) | | | I4-Fin: 18.40 (45) | | | 4.30 | | | |
| | | | | Fin: 1:51.56 (52) | | | | | 5.09 | 140.89 | Avg.: 99.65 | | |
| 52 | 61 | GRANGE Jean-baptiste | FRA | Int1: 16.59 (49) | | | I1-I2: 28.38 (45) | | | 0.65 | | Sp1: 71.60 (25) | |
| | | | | Int2: 44.97 (48) | | | I2-I3: 34.42 (49) | | | 1.91 | | Sp2: 96.25 (53) | |
| | | | | Int3: 1:19.39 (49) | | | I3-I4: 13.59 (56) | | | 3.31 | | Sp3: 146.34 (48) | |
| | | | | Int4: 1:32.98 (52) | | | I4-Fin: 18.58 (50) | | | 4.12 | | | |
| | | | | Fin: 1:51.56 (52) | | | | | 5.09 | 140.89 | Avg.: 99.65 | | |
| 54 | 69 | COUSINEAU Julien | CAN | Int1: 16.50 (39) | | | I1-I2: 28.73 (52) | | | 0.56 | | Sp1: 66.80 (51) | |
| | | | | Int2: 45.23 (52) | | | I2-I3: 34.59 (53) | | | 2.17 | | Sp2: 100.74 (40) | |
| | | | | Int3: 1:19.82 (53) | | | I3-I4: 13.40 (46) | | | 3.74 | | Sp3: 148.76 (29) | |
| | | | | Int4: 1:33.22 (54) | | | I4-Fin: 18.65 (51) | | | 4.36 | | | |
| | | | | Fin: 1:51.87 (54) | | | | | 5.40 | 149.06 | Avg.: 99.37 | | |
| 55 | 58 | SIMARI BIRKNER C. | ARG | Int1: 16.77 (55) | | | I1-I2: 28.77 (53) | | | 0.83 | | Sp1: 70.90 (30) | |
| | | | | Int2: 45.54 (55) | | | I2-I3: 34.78 (57) | | | 2.48 | | Sp2: 100.74 (40) | |
| | | | | Int3: 1:20.32 (55) | | | I3-I4: 13.56 (53) | | | 4.24 | | Sp3: 144.57 (57) | |
| | | | | Int4: 1:33.88 (55) | | | I4-Fin: 18.26 (37) | | | 5.02 | | | |
| | | | | Fin: 1:52.14 (55) | | | | | 5.67 | 156.13 | Avg.: 99.13 | | |
| 56 | 53 | ANTOR Alex | AND | Int1: 16.73 (54) | | | I1-I2: 29.27 (57) | | | 0.79 | | Sp1: 65.40 (53) | |
| | | | | Int2: 46.00 (57) | | | I2-I3: 34.75 (56) | | | 2.94 | | Sp2: 100.18 (42) | |
| | | | | Int3: 1:20.75 (57) | | | I3-I4: 13.43 (50) | | | 4.67 | | Sp3: 147.54 (38) | |
| | | | | Int4: 1:34.18 (56) | | | I4-Fin: 18.46 (47) | | | 5.32 | | | |
| | | | | Fin: 1:52.64 (56) | | | | | 6.17 | 169.15 | Avg.: 98.69 | | |
| 57 | 67 | ZAGORSKI Wojciech | POL | Int1: 16.82 (57) | | | I1-I2: 29.10 (56) | | | 0.88 | | Sp1: 70.50 (35) | |
| | | | | Int2: 45.92 (56) | | | I2-I3: 34.70 (55) | | | 2.86 | | Sp2: 101.88 (33) | |
| | | | | Int3: 1:20.62 (56) | | | I3-I4: 13.82 (57) | | | 4.54 | | Sp3: 147.54 (38) | |
| | | | | Int4: 1:34.44 (57) | | | I4-Fin: 19.06 (56) | | | 5.58 | | | |
| | | | | Fin: 1:53.50 (57) | | | | | 7.03 | 191.27 | Avg.: 97.95 | | |

| | | | | | | | |
|----------------|--------------------------------|--------------|----------------|--------------|----------------|-------------|--------------|
| LEGEND | | | | | | | |
| Pos | Intermediate or Speed Position | Int1: | Intermediate 1 | Int4: | Intermediate 4 | Sp3: | Speed Trap 3 |
| Avg. | Average Speed for the race | Int2: | Intermediate 2 | Sp1: | Speed Trap 1 | Fin: | Finish |
| Dist(m) | Distance behind the first | Int3: | Intermediate 3 | Sp2: | Speed Trap 2 | | |

13-01-2006 / Wengen (SUI) / 1273

Page 6/6

Data Processing by SWATCH


www.fis-ski.com

SWATCH Timing

Generation Date: FRI 13 JAN 2006

Time: 12:55

Document: 77A 1.0



GRAPHAX
DOCUMENT SOLUTIONS


AUDI FIS SKI WORLD CUP 2005/06

2nd MEN'S COMBINED SLALOM

PERFORMANCE ANALYSIS 2


Number of Competitors: 47

| Bib | Name | Nation | Positions | | | Partials | | | Difference Time |
|-----|------------------------|--------|---------------|------------------|--------------|----------|-------|------|--------------------|
| | | | Pos. | Time | Rank | Pos. | Time | Rank | |
| 41 | FAYED Guillermo | FRA | Int1: Fin: | 32.84 DQ | (38) | I1-Fin: | 22.61 | (37) | 3.09 |
| 44 | THEAUX Adrien | FRA | Int1: Fin: | 31.01 52.11 | (20) (20) | I1-Fin: | 21.10 | (25) | 1.26 2.61 |
| 45 | GLEBOV Alek | SLO | Int1: Fin: | 32.67 55.64 | (36) (34) | I1-Fin: | 22.97 | (38) | 2.92 6.14 |
| 38 | ALBRECHT Daniel | SUI | Int1: Fin: | DNF | | I1-Fin: | | | |
| 68 | SENONER Lucas | ITA | Int1: Fin: | 30.77 51.25 | (14) (14) | I1-Fin: | 20.48 | (17) | 1.02 1.75 |
| 13 | ZURBRIGGEN Silvan | SUI | Int1: Fin: | 30.42 50.72 | (8) (7) | I1-Fin: | 20.30 | (12) | 0.67 1.22 |
| 40 | BOURGEAT Pierrick | FRA | Int1: Fin: | 29.94 50.05 | (3) (3) | I1-Fin: | 20.11 | (9) | 0.19 0.55 |
| 52 | JANSRUD Kjetil | NOR | Int1: Fin: | 29.75 49.76 | (1) (2) | I1-Fin: | 20.01 | (5) | 0.00 0.26 |
| 39 | BRANCH Craig | AUS | Int1: Fin: | 36.10 1:00.85 | (40) (36) | I1-Fin: | 24.75 | (39) | 6.35 11.35 |
| 43 | MYHRE Lars | NOR | Int1: Fin: | 30.81 50.84 | (16) (8) | I1-Fin: | 20.03 | (6) | 1.06 1.34 |
| 49 | SPORN Andrej | SLO | Int1: Fin: | 30.64 51.52 | (11) (16) | I1-Fin: | 20.88 | (23) | 0.89 2.02 |
| 12 | OSBORNE-PARADIS Manuel | CAN | Int1: Fin: | 33.01 54.97 | (39) (32) | I1-Fin: | 21.96 | (35) | 3.26 5.47 |
| 2 | KUCERA John | CAN | Int1: Fin: | DNF | | I1-Fin: | | | |
| 31 | ROCCA Giorgio | ITA | Int1: Fin: | 30.04 DQ | (4) | I1-Fin: | 19.39 | (1) | 0.29 |
| 9 | MACARTNEY Scott | USA | Int1: Fin: | 32.44 54.31 | (34) (31) | I1-Fin: | 21.87 | (34) | 2.69 4.81 |
| 42 | OLSSON Hans | SWE | Int1: Fin: | 38.85 59.41 | (41) (35) | I1-Fin: | 20.56 | (19) | 9.10 9.91 |
| 17 | SVINDAL Aksel Lund | NOR | Int1: Fin: | 31.11 51.39 | (22) (15) | I1-Fin: | 20.28 | (11) | 1.36 1.89 |
| 6 | JERMAN Andrej | SLO | Int1: Fin: | 32.31 54.06 | (33) (30) | I1-Fin: | 21.75 | (33) | 2.56 4.56 |




AUDI FIS SKI WORLD CUP 2005/06
2nd MEN'S COMBINED SLALOM
PERFORMANCE ANALYSIS 2



Number of Competitors: 47

| Bib | Name | Nation | Positions | | | Partials | | | Difference Time |
|-----|---------------------|--------|---------------|--------------------------|------|----------|------------|--------------|--------------------|
| | | | Pos. | Time | Rank | Pos. | Time | Rank | |
| 5 | THANEI Stefan | ITA | Int1: Fin: | DNF | | I1-Fin: | | | |
| 15 | RAICH Benjamin | AUT | Int1: Fin: | 30.18 (6) 50.06 (4) | | I1-Fin: | 19.88 (3) | 0.43 0.56 | |
| 4 | STAUDACHER Patrick | ITA | Int1: Fin: | 32.17 (30) 53.28 (24) | | I1-Fin: | 21.11 (26) | 2.42 3.78 | |
| 21 | GRUBER Christoph | AUT | Int1: Fin: | 32.24 (32) 53.68 (28) | | I1-Fin: | 21.44 (29) | 2.49 4.18 | |
| 8 | NYMAN Steven | USA | Int1: Fin: | 31.80 (27) 53.47 (27) | | I1-Fin: | 21.67 (32) | 2.05 3.97 | |
| 14 | KJUS Lasse | NOR | Int1: Fin: | 31.10 (21) 51.88 (19) | | I1-Fin: | 20.78 (21) | 1.35 2.38 | |
| 22 | DEFAGO Didier | SUI | Int1: Fin: | 31.39 (25) 51.71 (18) | | I1-Fin: | 20.32 (13) | 1.64 2.21 | |
| 19 | FILL Peter | ITA | Int1: Fin: | 30.79 (15) 51.20 (12) | | I1-Fin: | 20.41 (15) | 1.04 1.70 | |
| 23 | AAMODT Kjetil Andre | NOR | Int1: Fin: | 30.70 (13) 51.17 (11) | | I1-Fin: | 20.47 (16) | 0.95 1.67 | |
| 26 | MAIER Hermann | AUT | Int1: Fin: | 32.68 (37) 55.13 (33) | | I1-Fin: | 22.45 (36) | 2.93 5.63 | |
| 29 | MILLER Bode | USA | Int1: Fin: | 30.08 (5) DQ | | I1-Fin: | 20.49 (18) | 0.33 | |
| 30 | WALCHHOFFER Michael | AUT | Int1: Fin: | 31.40 (26) 52.35 (22) | | I1-Fin: | 20.95 (24) | 1.65 2.85 | |
| 56 | LIGETY Ted | USA | Int1: Fin: | DNF | | I1-Fin: | | | |
| 59 | BERTHOD Marc | SUI | Int1: Fin: | 30.51 (9) 50.55 (6) | | I1-Fin: | 20.04 (7) | 0.76 1.05 | |
| 47 | PAQUIN Pierre | FRA | Int1: Fin: | 30.88 (18) 52.44 (23) | | I1-Fin: | 21.56 (31) | 1.13 2.94 | |
| 32 | SCHOENFELDER Rainer | AUT | Int1: Fin: | 30.39 (7) 50.28 (5) | | I1-Fin: | 19.89 (4) | 0.64 0.78 | |
| 65 | GORZA Ales | SLO | Int1: Fin: | 30.67 (12) 50.90 (9) | | I1-Fin: | 20.23 (10) | 0.92 1.40 | |
| 48 | KRIZAJ Andrej | SLO | Int1: Fin: | 32.06 (29) 53.46 (26) | | I1-Fin: | 21.40 (28) | 2.31 3.96 | |
| 63 | SEMPLER Ryan | CAN | Int1: Fin: | 31.13 (23) 51.23 (13) | | I1-Fin: | 20.10 (8) | 1.38 1.73 | |
| 55 | BANK Ondrej | CZE | Int1: Fin: | 30.60 (10) 51.00 (10) | | I1-Fin: | 20.40 (14) | 0.85 1.50 | |
| 57 | KOSTELIC Ivica | CRO | Int1: Fin: | 31.35 (24) 52.20 (21) | | I1-Fin: | 20.85 (22) | 1.60 2.70 | |
| 54 | ZRNCIC-DIM Natko | CRO | Int1: Fin: | 32.20 (31) 53.45 (25) | | I1-Fin: | 21.25 (27) | 2.45 3.95 | |
| 35 | PERKO Rok | SLO | Int1: Fin: | DNF | | I1-Fin: | | | |





AUDI FIS SKI WORLD CUP 2005/06
 2nd MEN'S COMBINED SLALOM
PERFORMANCE ANALYSIS 2



Number of Competitors: 47

| Bib | Name | Nation | Positions | | | Partials | | | Difference |
|-----|--------------------------------|--------|---------------|----------------|--------------|----------|-------|------|--------------|
| | | | Pos. | Time | Rank | Pos. | Time | Rank | Time |
| 62 | TREJBAL Filip | CZE | Int1: Fin: | 30.92 51.55 | (19) (17) | I1-Fin: | 20.63 | (20) | 1.17 2.05 |
| 61 | GRANGE Jean-baptiste | FRA | Int1: Fin: | 29.84 49.50 | (2) (1) | I1-Fin: | 19.66 | (2) | 0.09 0.00 |
| 69 | COUSINEAU Julien | CAN | Int1: Fin: | DNF | | I1-Fin: | | | |
| 58 | SIMARI BIRKNER Cristian javier | ARG | Int1: Fin: | 30.87 DNF | (17) | I1-Fin: | | | 1.12 |
| 53 | ANTOR Alex | AND | Int1: Fin: | 32.04 DNF | (28) | I1-Fin: | | | 2.29 |
| 67 | ZAGORSKI Wojciech | POL | Int1: Fin: | 32.51 53.98 | (35) (29) | I1-Fin: | 21.47 | (30) | 2.76 4.48 |

LEGEND

Pos Intermediate or Speed Position **Int1:** Intermediate 1 **DNF** Did Not Finish **DQ** Disqualified **Fin:** Finish

13-01-2006 / Wengen (SUI) / 1273

Page 3/3

Data Processing by SWATCH


www.fis-ski.com

SWATCH Timing

Generation Date: FRI 13 JAN 2006

Time: 15:09

Document: 77B 1.0




AUDI FIS SKI WORLD CUP 2005/06

2nd MEN'S COMBINED SLALOM

PERFORMANCE ANALYSIS 1


Number of Competitors: 36

| Rank | Bib | Name | Nation | Positions | | | Partials | | | Difference Time |
|------|-----|----------------------|--------|-------------------------------------|------|------|--------------------|------|--------------|--------------------|
| | | | | Pos. | Time | Rank | Pos. | Time | Rank | |
| 1 | 61 | GRANGE Jean-baptiste | FRA | Int1: 29.84 (2) Fin: 49.50 (1) | | | I1-Fin: 19.66 (1) | | 0.09 0.00 | |
| 2 | 52 | JANSRUD Kjetil | NOR | Int1: 29.75 (1) Fin: 49.76 (2) | | | I1-Fin: 20.01 (4) | | 0.00 0.26 | |
| 3 | 40 | BOURGEAT Pierrick | FRA | Int1: 29.94 (3) Fin: 50.05 (3) | | | I1-Fin: 20.11 (8) | | 0.19 0.55 | |
| 4 | 15 | RAICH Benjamin | AUT | Int1: 30.18 (4) Fin: 50.06 (4) | | | I1-Fin: 19.88 (2) | | 0.43 0.56 | |
| 5 | 32 | SCHOENFELDER Rainer | AUT | Int1: 30.39 (5) Fin: 50.28 (5) | | | I1-Fin: 19.89 (3) | | 0.64 0.78 | |
| 6 | 59 | BERTHOD Marc | SUI | Int1: 30.51 (7) Fin: 50.55 (6) | | | I1-Fin: 20.04 (6) | | 0.76 1.05 | |
| 7 | 13 | ZURBRIGGEN Silvan | SUI | Int1: 30.42 (6) Fin: 50.72 (7) | | | I1-Fin: 20.30 (11) | | 0.67 1.22 | |
| 8 | 43 | MYHRE Lars | NOR | Int1: 30.81 (14) Fin: 50.84 (8) | | | I1-Fin: 20.03 (5) | | 1.06 1.34 | |
| 9 | 65 | GORZA Ales | SLO | Int1: 30.67 (10) Fin: 50.90 (9) | | | I1-Fin: 20.23 (9) | | 0.92 1.40 | |
| 10 | 55 | BANK Ondrej | CZE | Int1: 30.60 (8) Fin: 51.00 (10) | | | I1-Fin: 20.40 (13) | | 0.85 1.50 | |
| 11 | 23 | AAMODT Kjetil Andre | NOR | Int1: 30.70 (11) Fin: 51.17 (11) | | | I1-Fin: 20.47 (15) | | 0.95 1.67 | |
| 12 | 19 | FILL Peter | ITA | Int1: 30.79 (13) Fin: 51.20 (12) | | | I1-Fin: 20.41 (14) | | 1.04 1.70 | |
| 13 | 63 | SEMPLE Ryan | CAN | Int1: 31.13 (20) Fin: 51.23 (13) | | | I1-Fin: 20.10 (7) | | 1.38 1.73 | |
| 14 | 68 | SENONER Lucas | ITA | Int1: 30.77 (12) Fin: 51.25 (14) | | | I1-Fin: 20.48 (16) | | 1.02 1.75 | |
| 15 | 17 | SVINDAL Aksel Lund | NOR | Int1: 31.11 (19) Fin: 51.39 (15) | | | I1-Fin: 20.28 (10) | | 1.36 1.89 | |
| 16 | 49 | SPORN Andrej | SLO | Int1: 30.64 (9) Fin: 51.52 (16) | | | I1-Fin: 20.88 (21) | | 0.89 2.02 | |
| 17 | 62 | TREJBAL Filip | CZE | Int1: 30.92 (16) Fin: 51.55 (17) | | | I1-Fin: 20.63 (18) | | 1.17 2.05 | |
| 18 | 22 | DEFAGO Didier | SUI | Int1: 31.39 (22) Fin: 51.71 (18) | | | I1-Fin: 20.32 (12) | | 1.64 2.21 | |



AUDI FIS SKI WORLD CUP 2005/06
2nd MEN'S COMBINED SLALOM
PERFORMANCE ANALYSIS 1



Number of Competitors: 36

| Rank | Bib | Name | Nation | Positions | | | Partials | | | Difference |
|------|-----|------------------------|--------|---------------|------------------|--------------|----------|-------|------|---------------|
| | | | | Pos. | Time | Rank | Pos. | Time | Rank | Time |
| 19 | 14 | KJUS Lasse | NOR | Int1: Fin: | 31.10 51.88 | (18) (19) | I1-Fin: | 20.78 | (19) | 1.35 2.38 |
| 20 | 44 | THEAUX Adrien | FRA | Int1: Fin: | 31.01 52.11 | (17) (20) | I1-Fin: | 21.10 | (23) | 1.26 2.61 |
| 21 | 57 | KOSTELIC Ivica | CRO | Int1: Fin: | 31.35 52.20 | (21) (21) | I1-Fin: | 20.85 | (20) | 1.60 2.70 |
| 22 | 30 | WALCHHOFFER Michael | AUT | Int1: Fin: | 31.40 52.35 | (23) (22) | I1-Fin: | 20.95 | (22) | 1.65 2.85 |
| 23 | 47 | PAQUIN Pierre | FRA | Int1: Fin: | 30.88 52.44 | (15) (23) | I1-Fin: | 21.56 | (29) | 1.13 2.94 |
| 24 | 4 | STAUDACHER Patrick | ITA | Int1: Fin: | 32.17 53.28 | (26) (24) | I1-Fin: | 21.11 | (24) | 2.42 3.78 |
| 25 | 54 | ZRNCIC-DIM Natko | CRO | Int1: Fin: | 32.20 53.45 | (27) (25) | I1-Fin: | 21.25 | (25) | 2.45 3.95 |
| 26 | 48 | KRIZAJ Andrej | SLO | Int1: Fin: | 32.06 53.46 | (25) (26) | I1-Fin: | 21.40 | (26) | 2.31 3.96 |
| 27 | 8 | NYMAN Steven | USA | Int1: Fin: | 31.80 53.47 | (24) (27) | I1-Fin: | 21.67 | (30) | 2.05 3.97 |
| 28 | 21 | GRUBER Christoph | AUT | Int1: Fin: | 32.24 53.68 | (28) (28) | I1-Fin: | 21.44 | (27) | 2.49 4.18 |
| 29 | 67 | ZAGORSKI Wojciech | POL | Int1: Fin: | 32.51 53.98 | (31) (29) | I1-Fin: | 21.47 | (28) | 2.76 4.48 |
| 30 | 6 | JERMAN Andrej | SLO | Int1: Fin: | 32.31 54.06 | (29) (30) | I1-Fin: | 21.75 | (31) | 2.56 4.56 |
| 31 | 9 | MACARTNEY Scott | USA | Int1: Fin: | 32.44 54.31 | (30) (31) | I1-Fin: | 21.87 | (32) | 2.69 4.81 |
| 32 | 12 | OSBORNE-PARADIS Manuel | CAN | Int1: Fin: | 33.01 54.97 | (34) (32) | I1-Fin: | 21.96 | (33) | 3.26 5.47 |
| 33 | 26 | MAIER Hermann | AUT | Int1: Fin: | 32.68 55.13 | (33) (33) | I1-Fin: | 22.45 | (34) | 2.93 5.63 |
| 34 | 45 | GLEBOV Alek | SLO | Int1: Fin: | 32.67 55.64 | (32) (34) | I1-Fin: | 22.97 | (36) | 2.92 6.14 |
| 35 | 42 | OLSSON Hans | SWE | Int1: Fin: | 38.85 59.41 | (36) (35) | I1-Fin: | 20.56 | (17) | 9.10 9.91 |
| 36 | 39 | BRANCH Craig | AUS | Int1: Fin: | 36.10 1:00.85 | (35) (36) | I1-Fin: | 24.75 | (37) | 6.35 11.35 |

LEGEND

Pos Intermediate or Speed Position Int1: Intermediate 1 Fin: Finish

13-01-2006 / Wengen (SUI) / 1273

Page 2/2

Data Processing by SWATCH


www.fis-ski.com

SWATCH Timing

Generation Date: FRI 13 JAN 2006

Time: 15:09

Document: 77A 1.0



GRAPHIX
DOCUMENT SOLUTIONS



AUDI FIS SKI WORLD CUP



AUDI FIS SKI WORLD CUP 2005/06 2nd MEN'S COMBINED COMBINED FIS WORLD CUP STANDINGS

| Number of Competitors: 44 | | | | 11 DEC 2005 Val d'Isère (FRA) | | 13 JAN 2006 Wengen (SUI) | |
|---------------------------|----------|----------------------|--------|-------------------------------|-----|--------------------------|-------|
| Rank | FIS Code | Name | Nation | 1 | 2 | WC-K | Diff. |
| 1 | 50041 | WALCHHOFER Michael | AUT | 100 | 50 | 150 | |
| 2 | 50625 | RAICH Benjamin | AUT | 45 | 100 | 145 | - 5 |
| 3 | 420382 | AAMODT Kjetil Andre | NOR | 50 | 80 | 130 | - 20 |
| 4 | 50547 | SCHOENFELDER Rainer | AUT | 80 | 22 | 102 | - 48 |
| 5 | 292455 | FILL Peter | ITA | 32 | 60 | 92 | - 58 |
| 6 | 421328 | SVINDAL Aksel Lund | NOR | 36 | 29 | 65 | - 85 |
| 7 | 510890 | ZURBRIGGEN Silvan | SUI | 40 | 24 | 64 | - 86 |
| 8 | 532431 | MILLER Bode | USA | 60 | - | 60 | - 90 |
| 9 | 510727 | DEFAGO Didier | SUI | - | 45 | 45 | - 105 |
| 10 | 421483 | JANSRUD Kjetil | NOR | - | 40 | 40 | - 110 |
| 11 | 560447 | SPORN Andrej | SLO | 22 | 16 | 38 | - 112 |
| 12 | 420470 | KJUS Lasse | NOR | - | 36 | 36 | - 114 |
| 13 | 50451 | GRUBER Christoph | AUT | 24 | 11 | 35 | - 115 |
| 14 | 192665 | GRANGE Jean-baptiste | FRA | 13 | 20 | 33 | - 117 |
| 15 | 190915 | BOURGEAT Pierrick | FRA | - | 32 | 32 | - 118 |
| 15 | 380260 | KOSTELIC Ivica | CRO | 29 | 3 | 32 | - 118 |
| 17 | 290998 | STAUDACHER Patrick | ITA | 14 | 13 | 27 | - 123 |
| 18 | 534562 | LIGETY Ted | USA | 26 | - | 26 | - 124 |
| 18 | 421400 | MYHRE Lars | NOR | - | 26 | 26 | - 124 |
| 20 | 150398 | BANK Ondrej | CZE | 11 | 10 | 21 | - 129 |
| 21 | 501076 | OLSSON Hans | SWE | 20 | - | 20 | - 130 |
| 22 | 192746 | THEAUX Adrien | FRA | 12 | 7 | 19 | - 131 |
| 23 | 510997 | BERTHOD Marc | SUI | - | 18 | 18 | - 132 |
| 23 | 50707 | MATT Mario | AUT | 18 | - | 18 | - 132 |
| 23 | 292784 | SENONER Lucas | ITA | 3 | 15 | 18 | - 132 |
| 26 | 102873 | KUCERA John | CAN | 16 | - | 16 | - 134 |
| 27 | 510993 | ALBRECHT Daniel | SUI | 15 | - | 15 | - 135 |
| 28 | 560406 | GORZA Ales | SLO | - | 14 | 14 | - 136 |
| 29 | 532490 | MACARTNEY Scott | USA | 10 | 2 | 12 | - 138 |
| 29 | 533866 | NYMAN Steven | USA | - | 12 | 12 | - 138 |
| 31 | 102403 | SEMPLE Ryan | CAN | - | 10 | 10 | - 140 |
| 32 | 292514 | HEEL Werner | ITA | 9 | - | 9 | - 141 |
| 33 | 20081 | ANTOR Alex | AND | 8 | - | 8 | - 142 |
| 33 | 50423 | MAIER Hermann | AUT | - | 8 | 8 | - 142 |





AUDI FIS SKI WORLD CUP



AUDI FIS SKI WORLD CUP 2005/06 2nd MEN'S COMBINED COMBINED FIS WORLD CUP STANDINGS

Number of Competitors: 44

11 DEC 2005 Val d'Isère (FRA)
13 JAN 2006 Wengen (SUI)

| Rank | FIS Code | Name | Nation | 1 | 2 | WC-K | Diff. |
|------|----------|--------------------|--------|---|---|------|-------|
| 35 | 380292 | ZRNCIC-DIM Natko | CRO | 7 | - | 7 | - 143 |
| 36 | 560332 | JERMAN Andrej | SLO | - | 6 | 6 | - 144 |
| 36 | 292291 | THANEI Stefan | ITA | 6 | - | 6 | - 144 |
| 38 | 191462 | PAQUIN Pierre | FRA | - | 5 | 5 | - 145 |
| 38 | 191139 | VIDAL Jean-Pierre | FRA | 5 | - | 5 | - 145 |
| 40 | 50743 | LANZINGER Matthias | AUT | 4 | - | 4 | - 146 |
| 40 | 150594 | TREJBAL Filip | CZE | - | 4 | 4 | - 146 |
| 42 | 192932 | FAYED Guillermo | FRA | 2 | - | 2 | - 148 |
| 43 | 510767 | HOFFMANN Ambrosi | SUI | 1 | - | 1 | - 149 |
| 43 | 561085 | KRIZAJ Andrej | SLO | - | 1 | 1 | - 149 |

LEGEND

WC-K World Cup points for Combined Diff. Points Difference

13-01-2006 / Wengen (SUI) / 1273

Page 2/2

www.fis-ski.com

Generation Date: FRI 13 JAN 2006

Time: 15:09

Document: 25A 1.0





AUDI FIS SKI WORLD CUP



AUDI FIS SKI WORLD CUP 2005/06

2nd MEN'S COMBINED

OVERALL FIS WORLD CUP STANDINGS

Number of Competitors: 131

| Rank | FIS Code | Name | Nation | Points | DH | SL | GS | SG | K |
|------|----------|-----------------------|--------|--------|----------|---------|----------|---------|---------|
| | | | | | 5 races | 4 races | 5 races | 3 races | 2 races |
| 1 | 50625 | RAICH Benjamin | AUT | 706 | 32 (27) | 140 (4) | 286 (1) | 103 (8) | 145 (2) |
| 2 | 50041 | WALCHHOFER Michael | AUT | 520 | 292 (2) | – | 10 (43) | 68 (11) | 150 (1) |
| 3 | 532431 | MILLER Bode | USA | 489 | 186 (7) | – | 198 (6) | 45 (17) | 60 (8) |
| 3 | 531040 | RAHLVES Daron | USA | 489 | 230 (4) | – | 130 (10) | 129 (6) | – |
| 5 | 421328 | SVINDAL Aksel Lund | NOR | 485 | 64 (17) | 66 (14) | 95 (14) | 195 (1) | 65 (6) |
| 6 | 420382 | AAMODT Kjetil Andre | NOR | 453 | 192 (5) | – | – | 131 (5) | 130 (3) |
| 7 | 290478 | ROCCA Giorgio | ITA | 436 | – | 400 (1) | 36 (27) | – | – |
| 8 | 50423 | MAIER Hermann | AUT | 427 | 129 (11) | – | 208 (4) | 82 (9) | 8 (33) |
| 9 | 50182 | STROBL Fritz | AUT | 413 | 355 (1) | – | – | 58 (14) | – |
| 10 | 350032 | BUECHEL Marco | LIE | 375 | 251 (3) | – | 57 (22) | 67 (12) | – |
| 11 | 102263 | GUAY Erik | CAN | 359 | 165 (9) | – | 10 (43) | 184 (2) | – |
| 12 | 180251 | PALANDER Kalle | FIN | 350 | – | 150 (3) | 200 (5) | – | – |
| 13 | 534562 | LIGETY Ted | USA | 318 | – | 240 (2) | 52 (23) | – | 26 (18) |
| 14 | 50833 | GRUGGER Hans | AUT | 299 | 166 (8) | – | – | 133 (3) | – |
| 15 | 50547 | SCHOENFELDER Rainer | AUT | 294 | – | 65 (15) | 127 (11) | – | 102 (4) |
| 16 | 100115 | GRANDI Thomas | CAN | 291 | – | 130 (5) | 161 (8) | – | – |
| 17 | 292000 | BLARDONE Massimiliano | ITA | 264 | – | – | 264 (2) | – | – |
| 18 | 510727 | DEFAGO Didier | SUI | 247 | 100 (13) | – | 50 (25) | 52 (15) | 45 (9) |
| 19 | 102814 | BOURQUE Francois | CAN | 239 | 44 (23) | – | 151 (9) | 44 (18) | – |
| 20 | 510478 | KERNEN Bruno | SUI | 230 | 188 (6) | – | – | 42 (19) | – |
| 21 | 50742 | REICHELT Hannes | AUT | 225 | 10 (42) | – | 83 (15) | 132 (4) | – |
| 22 | 500139 | NYBERG Fredrik | SWE | 224 | – | – | 224 (3) | – | – |
| 23 | 292455 | FILL Peter | ITA | 191 | 63 (18) | – | – | 36 (20) | 92 (5) |
| 24 | 510767 | HOFFMANN Ambrosi | SUI | 174 | 49 (22) | – | – | 124 (7) | 1 (43) |
| 25 | 292120 | SIMONCELLI Davide | ITA | 169 | – | – | 169 (7) | – | – |
| 26 | 50451 | GRUBER Christoph | AUT | 159 | 62 (19) | – | 28 (32) | 34 (23) | 35 (13) |
| 27 | 421483 | JANSRUD Kjetil | NOR | 153 | – | 102 (7) | 11 (41) | – | 40 (10) |
| 28 | 510030 | CUCHE Didier | SUI | 148 | 57 (20) | – | 59 (21) | 32 (26) | – |
| 29 | 50600 | GOERGL Stephan | AUT | 145 | – | – | 112 (13) | 33 (25) | – |
| 30 | 290255 | GHEDINA Kristian | ITA | 133 | 133 (10) | – | – | – | – |
| 31 | 50707 | MATT Mario | AUT | 132 | – | 50 (18) | 64 (18) | – | 18 (23) |
| 32 | 191139 | VIDAL Jean-Pierre | FRA | 129 | – | 124 (6) | – | – | 5 (38) |
| 33 | 530703 | SCHLOPY Erik | USA | 125 | – | 7 (48) | 118 (12) | – | – |
| 34 | 510890 | ZURBRIGGEN Silvan | SUI | 116 | 11 (41) | 39 (23) | – | 2 (40) | 64 (7) |
| 35 | 50124 | SCHIFFERER Andreas | AUT | 115 | 40 (24) | – | 12 (40) | 63 (13) | – |
| 36 | 50753 | KROELL Klaus | AUT | 112 | 112 (12) | – | – | – | – |





AUDI FIS SKI WORLD CUP



AUDI FIS SKI WORLD CUP 2005/06 2nd MEN'S COMBINED OVERALL FIS WORLD CUP STANDINGS

Number of Competitors: 131

| Rank | FIS Code | Name | Nation | Points | DH | SL | GS | SG | K |
|------|----------|------------------------|--------|--------|---------|---------|---------|---------|---------|
| | | | | | 5 races | 4 races | 5 races | 3 races | 2 races |
| 37 | 190930 | DENERIAZ Antoine | FRA | 108 | 94 (14) | – | – | 14 (31) | – |
| 37 | 510747 | GRUENENFELDER Tobias | SUI | 108 | 74 (16) | – | – | 34 (23) | – |
| 39 | 380260 | KOSTELIC Ivica | CRO | 104 | – | 72 (13) | – | – | 32 (15) |
| 40 | 292491 | MOELGG Manfred | ITA | 90 | – | 23 (32) | 67 (16) | – | – |
| 41 | 191425 | TISSOT Stephane | FRA | 88 | – | 88 (8) | – | – | – |
| 42 | 301312 | SASAKI Akira | JPN | 86 | – | 86 (9) | – | – | – |
| 43 | 500656 | LARSSON Markus | SWE | 85 | – | 80 (11) | 5 (50) | – | – |
| 44 | 50605 | HERBST Reinfried | AUT | 84 | – | 84 (10) | – | – | – |
| 45 | 190915 | BOURGEAT Pierrick | FRA | 81 | – | 49 (20) | – | – | 32 (15) |
| 45 | 50743 | LANZINGER Matthias | AUT | 81 | – | – | – | 77 (10) | 4 (40) |
| 47 | 532490 | MACARTNEY Scott | USA | 79 | 31 (29) | – | – | 36 (20) | 12 (29) |
| 48 | 290998 | STAUDACHER Patrick | ITA | 77 | 1 (50) | – | – | 49 (16) | 27 (17) |
| 49 | 191591 | BERTRAND Yannick | FRA | 76 | 76 (15) | – | – | – | – |
| 49 | 501017 | MYHRER Andre | SWE | 76 | – | 76 (12) | – | – | – |
| 51 | 420470 | KJUS Lasse | NOR | 73 | 16 (35) | – | 3 (53) | 18 (28) | 36 (12) |
| 52 | 510993 | ALBRECHT Daniel | SUI | 68 | – | 22 (33) | 31 (30) | – | 15 (27) |
| 53 | 190677 | CHENAL Joel | FRA | 66 | – | – | 66 (17) | – | – |
| 54 | 191750 | FANARA Thomas | FRA | 63 | – | – | 63 (19) | – | – |
| 55 | 533866 | NYMAN Steven | USA | 62 | 31 (29) | – | – | 19 (27) | 12 (29) |
| 56 | 290732 | THALER Patrick | ITA | 61 | – | 61 (16) | – | – | – |
| 57 | 191227 | BURTIN Raphael | FRA | 60 | – | – | 60 (20) | – | – |
| 58 | 510997 | BERTHOD Marc | SUI | 59 | – | 15 (39) | 26 (33) | – | 18 (23) |
| 59 | 421400 | MYHRE Lars | NOR | 58 | – | 32 (26) | – | – | 26 (18) |
| 60 | 500124 | HANSSON Martin | SWE | 57 | – | 57 (17) | – | – | – |
| 61 | 534040 | COCHRAN James | USA | 52 | – | 16 (38) | 36 (27) | – | – |
| 61 | 292250 | SCHIEPPATI Alberto | ITA | 52 | – | – | 52 (23) | – | – |
| 63 | 102899 | OSBORNE-PARADIS Manuel | CAN | 51 | 50 (21) | – | – | 1 (42) | – |
| 64 | 500499 | BROLENIUS Johan | SWE | 50 | – | 50 (18) | – | – | – |
| 65 | 560406 | GORZA Ales | SLO | 49 | – | 18 (37) | 17 (36) | – | 14 (28) |
| 65 | 500150 | JAERBYN Patrik | SWE | 49 | 13 (39) | – | – | 36 (20) | – |
| 67 | 102435 | JANYK Michael | CAN | 48 | – | 48 (21) | – | – | – |
| 68 | 201702 | NEUREUTHER Felix | GER | 47 | – | 47 (22) | – | – | – |
| 69 | 50931 | BECHTER Patrick | AUT | 46 | – | – | 46 (26) | – | – |
| 70 | 420911 | SOLBAKKEN Bjarne | NOR | 44 | 18 (34) | – | 9 (45) | 17 (29) | – |
| 71 | 50695 | BUDER Andreas | AUT | 40 | 40 (24) | – | – | – | – |
| 72 | 560447 | SPORN Andrej | SLO | 38 | – | – | – | – | 38 (11) |





AUDI FIS SKI WORLD CUP



AUDI FIS SKI WORLD CUP 2005/06

2nd MEN'S COMBINED

OVERALL FIS WORLD CUP STANDINGS

Number of Competitors: 131

| Rank | FIS Code | Name | Nation | Points | DH | SL | GS | SG | K |
|------|----------|------------------------|--------|--------|---------|---------|---------|---------|---------|
| | | | | | 5 races | 4 races | 5 races | 3 races | 2 races |
| 72 | 560425 | VAJDIC Bernard | SLO | 38 | - | 34 (25) | 4 (52) | - | - |
| 74 | 191116 | DALCIN Pierre-Emmanuel | FRA | 36 | 36 (26) | - | - | - | - |
| 74 | 301709 | YUASA Naoki | JPN | 36 | - | 36 (24) | - | - | - |
| 76 | 192665 | GRANGE Jean-baptiste | FRA | 33 | - | - | - | - | 33 (14) |
| 76 | 532188 | SPENCER Dane | USA | 33 | - | - | 33 (29) | - | - |
| 78 | 220228 | MICKEL Finlay | GBR | 32 | 32 (27) | - | - | - | - |
| 78 | 50624 | PRANGER Manfred | AUT | 32 | - | 32 (26) | - | - | - |
| 80 | 510051 | GRUENENFELDER Juerg | SUI | 31 | 24 (32) | - | - | 7 (35) | - |
| 80 | 102873 | KUCERA John | CAN | 31 | 6 (45) | - | - | 9 (33) | 16 (26) |
| 82 | 291421 | RIEDER Arnold | ITA | 30 | - | - | 30 (31) | - | - |
| 83 | 102456 | BIGGS Patrick | CAN | 29 | - | 29 (28) | - | - | - |
| 83 | 300804 | MINAGAWA Kentaro | JPN | 29 | - | 29 (28) | - | - | - |
| 83 | 200251 | VOGL Alois | GER | 29 | - | 29 (28) | - | - | - |
| 86 | 420069 | BURAAS Hans-Petter | NOR | 28 | - | 28 (31) | - | - | - |
| 86 | 292514 | HEEL Werner | ITA | 28 | 16 (35) | - | - | 3 (38) | 9 (32) |
| 88 | 531557 | KNIGHT Chip | USA | 27 | - | 14 (42) | 13 (37) | - | - |
| 88 | 101895 | ROY Jean-Philippe | CAN | 27 | - | 6 (50) | 21 (34) | - | - |
| 90 | 50482 | HOLZKNECHT Norbert | AUT | 26 | 26 (31) | - | - | - | - |
| 91 | 291116 | FATTORI Alessandro | ITA | 23 | 19 (33) | - | - | 4 (36) | - |
| 92 | 560230 | GRUBELNIK Drago | SLO | 22 | - | 22 (33) | - | - | - |
| 93 | 150398 | BANK Ondrej | CZE | 21 | - | - | - | - | 21 (20) |
| 94 | 291145 | DEVILLE Cristian | ITA | 20 | - | 20 (35) | - | - | - |
| 94 | 501076 | OLSSON Hans | SWE | 20 | - | - | - | - | 20 (21) |
| 94 | 50997 | OMMINGER Andreas | AUT | 20 | - | 20 (35) | - | - | - |
| 97 | 560332 | JERMAN Andrej | SLO | 19 | 13 (39) | - | - | - | 6 (36) |
| 97 | 192746 | THEAUX Adrien | FRA | 19 | - | - | - | - | 19 (22) |
| 99 | 40170 | BEAR AJ | AUS | 18 | 14 (38) | - | - | 4 (36) | - |
| 99 | 290844 | DEFLORIAN Mirko | ITA | 18 | - | - | 18 (35) | - | - |
| 99 | 291399 | GIRARDI Walter | ITA | 18 | 3 (48) | - | - | 15 (30) | - |
| 99 | 292784 | SENONER Lucas | ITA | 18 | - | - | - | - | 18 (23) |
| 103 | 560355 | VALENCIC Mitja | SLO | 17 | - | 10 (44) | 7 (48) | - | - |
| 104 | 510207 | HARI Konrad | SUI | 16 | 3 (48) | - | - | 13 (32) | - |
| 104 | 291641 | SULZENBACHER Kurt | ITA | 16 | 16 (35) | - | - | - | - |
| 106 | 290023 | BERGAMELLI Giancarlo | ITA | 15 | - | 15 (39) | - | - | - |
| 106 | 532497 | ROTHROCK Tom | USA | 15 | - | 15 (39) | - | - | - |
| 106 | 102403 | SEMPLE Ryan | CAN | 15 | - | - | 5 (50) | - | 10 (31) |





AUDI FIS SKI WORLD CUP



AUDI FIS SKI WORLD CUP 2005/06 2nd MEN'S COMBINED OVERALL FIS WORLD CUP STANDINGS

Number of Competitors: 131

| Rank | FIS Code | Name | Nation | Points | DH | SL | GS | SG | K |
|------|----------|-----------------------|--------|--------|---------|---------|---------|---------|---------|
| | | | | | 5 races | 4 races | 5 races | 3 races | 2 races |
| 106 | 292291 | THANEI Stefan | ITA | 15 | 9 (43) | – | – | – | 6 (36) |
| 110 | 191746 | DE TESSIERES Gauthier | FRA | 14 | – | – | 13 (37) | 1 (42) | – |
| 111 | 50004 | ALBRECHT Kilian | AUT | 13 | – | 13 (43) | – | – | – |
| 111 | 501026 | RAINER Niklas | SWE | 13 | – | – | 13 (37) | – | – |
| 111 | 150594 | TREJBAL Filip | CZE | 13 | – | 9 (45) | – | – | 4 (40) |
| 114 | 190236 | COVILI Frederic | FRA | 11 | – | – | 11 (41) | – | – |
| 115 | 102239 | COUSINEAU Julien | CAN | 9 | – | – | 9 (45) | – | – |
| 115 | 511127 | GINI Marc | SUI | 9 | – | 9 (45) | – | – | – |
| 115 | 421098 | NILSEN Andreas | NOR | 9 | – | 9 (45) | – | – | – |
| 118 | 20081 | ANTOR Alex | AND | 8 | – | – | – | – | 8 (33) |
| 118 | 50126 | MAYER Christian | AUT | 8 | – | – | 8 (47) | – | – |
| 118 | 533131 | SULLIVAN Marco | USA | 8 | – | – | – | 8 (34) | – |
| 121 | 190097 | BURTIN Nicolas | FRA | 7 | 7 (44) | – | – | – | – |
| 121 | 292967 | EISATH Florian | ITA | 7 | – | – | 7 (48) | – | – |
| 121 | 560033 | KOSIR Jure | SLO | 7 | – | 7 (48) | – | – | – |
| 121 | 380292 | ZRNCIC-DIM Natko | CRO | 7 | – | – | – | – | 7 (35) |
| 125 | 191462 | PAQUIN Pierre | FRA | 5 | – | – | – | – | 5 (38) |
| 126 | 291389 | FISCHNALLER Roland | ITA | 4 | 4 (46) | – | – | – | – |
| 126 | 532173 | JOHNSON Justin J | USA | 4 | 4 (46) | – | – | – | – |
| 128 | 292056 | GUFLER Michael | ITA | 3 | – | – | – | 3 (38) | – |
| 129 | 40271 | DEANE Luke | AUS | 2 | – | – | – | 2 (40) | – |
| 129 | 192932 | FAYED Guillermo | FRA | 2 | – | – | – | – | 2 (42) |
| 131 | 561085 | KRIZAJ Andrej | SLO | 1 | – | – | – | – | 1 (43) |

LEGEND

GS Giant Slalom points **SG** Super-G points **DH** Downhill points **Points** Overall points **SL** Slalom points
K Combined points

13-01-2006 / Wengen (SUI) / 1273

Page 4/4

www.fis-ski.com

Generation Date: FRI 13 JAN 2006

Time: 15:09

Document: 25B 1.0





AUDI FIS SKI WORLD CUP



AUDI FIS SKI WORLD CUP 2005/06 AFTER 2nd MEN'S COMBINED COMBINED FIS WCSL LIST

| Number of Competitors: 54 | | | | 11 DEC 2005 Val d'Isère (FRA) | | 13 JAN 2006 Wengen (SUI) | | | |
|---------------------------|----------|----------------------|--------|-------------------------------|-----|--------------------------|-----|-------|--------|
| Rank | FIS Code | Name | Nation | 1 | 2 | Base | - X | + Y = | WCSL-K |
| 1 | 50625 | RAICH Benjamin | AUT | 45 | 100 | 200 | 80 | 145 | 265 |
| 2 | 50041 | WALCHHOFER Michael | AUT | 100 | 50 | 50 | 20 | 150 | 180 |
| 3 | 420382 | AAMODT Kjetil Andre | NOR | 50 | 80 | 45 | 18 | 130 | 157 |
| 4 | 421328 | SVINDAL Aksel Lund | NOR | 36 | 29 | 80 | 32 | 65 | 113 |
| 5 | 292455 | FILL Peter | ITA | 32 | 60 | 32 | 13 | 92 | 111 |
| 6 | 420470 | KJUS Lasse | NOR | - | 36 | 120 | 48 | 36 | 108 |
| 7 | 50547 | SCHOENFELDER Rainer | AUT | 80 | 22 | - | - | 102 | 102 |
| 8 | 510727 | DEFAGO Didier | SUI | - | 45 | 78 | 31 | 45 | 92 |
| 9 | 510890 | ZURBRIGGEN Silvan | SUI | 40 | 24 | 45 | 18 | 64 | 91 |
| 10 | 190915 | BOURGEAT Pierrick | FRA | - | 32 | 72 | 29 | 32 | 75 |
| 11 | 510993 | ALBRECHT Daniel | SUI | 15 | - | 86 | 34 | 15 | 67 |
| 12 | 532431 | MILLER Bode | USA | 60 | - | - | - | 60 | 60 |
| 13 | 50451 | GRUBER Christoph | AUT | 24 | 11 | 36 | 14 | 35 | 57 |
| 14 | 102873 | KUCERA John | CAN | 16 | - | 51 | 20 | 16 | 47 |
| 15 | 421483 | JANSRUD Kjetil | NOR | - | 40 | - | - | 40 | 40 |
| 16 | 534562 | LIGETY Ted | USA | 26 | - | 22 | 9 | 26 | 39 |
| 17 | 560447 | SPORN Andrej | SLO | 22 | 16 | - | - | 38 | 38 |
| 18 | 290478 | ROCCA Giorgio | ITA | - | - | 60 | 24 | - | 36 |
| 19 | 192665 | GRANGE Jean-baptiste | FRA | 13 | 20 | - | - | 33 | 33 |
| 20 | 380260 | KOSTELIC Ivica | CRO | 29 | 3 | - | - | 32 | 32 |
| 20 | 50707 | MATT Mario | AUT | 18 | - | 24 | 10 | 18 | 32 |
| 22 | 560332 | JERMAN Andrej | SLO | - | 6 | 40 | 16 | 6 | 30 |
| 23 | 290998 | STAUDACHER Patrick | ITA | 14 | 13 | - | - | 27 | 27 |
| 24 | 421400 | MYHRE Lars | NOR | - | 26 | - | - | 26 | 26 |
| 25 | 50423 | MAIER Hermann | AUT | - | 8 | 29 | 12 | 8 | 25 |
| 26 | 150398 | BANK Ondrej | CZE | 11 | 10 | - | - | 21 | 21 |
| 26 | 532490 | MACARTNEY Scott | USA | 10 | 2 | 15 | 6 | 12 | 21 |
| 28 | 501076 | OLSSON Hans | SWE | 20 | - | - | - | 20 | 20 |
| 29 | 192746 | THEAUX Adrien | FRA | 12 | 7 | - | - | 19 | 19 |
| 30 | 510997 | BERTHOD Marc | SUI | - | 18 | - | - | 18 | 18 |
| 30 | 292784 | SENONER Lucas | ITA | 3 | 15 | - | - | 18 | 18 |
| 30 | 292291 | THANEI Stefan | ITA | 6 | - | 20 | 8 | 6 | 18 |
| 33 | 500656 | LARSSON Markus | SWE | - | - | 29 | 12 | - | 17 |
| 34 | 20081 | ANTOR Alex | AND | 8 | - | 13 | 5 | 8 | 16 |





AUDI FIS SKI WORLD CUP



AUDI FIS SKI WORLD CUP 2005/06 AFTER 2nd MEN'S COMBINED COMBINED FIS WCSL LIST

| Rank | FIS Code | Name | Nation | 11 DEC 2005 Val d'Isère (FRA) | | 13 JAN 2006 Wengen (SUI) | | WCSL-K | |
|------|----------|--------------------|--------|-------------------------------|----|--------------------------|----|--------|----|
| | | | | 1 | 2 | 1 | 2 | | |
| 34 | 102814 | BOURQUE Francois | CAN | - | - | 26 | 10 | - | 16 |
| 36 | 560406 | GORZA Ales | SLO | - | 14 | - | - | 14 | 14 |
| 37 | 510030 | CUCHE Didier | SUI | - | - | 22 | 9 | - | 13 |
| 38 | 510767 | HOFFMANN Ambrosi | SUI | 1 | - | 18 | 7 | 1 | 12 |
| 38 | 533866 | NYMAN Steven | USA | - | 12 | - | - | 12 | 12 |
| 38 | 420911 | SOLBAKKEN Bjarne | NOR | - | - | 20 | 8 | - | 12 |
| 41 | 51005 | SCHEIBER Mario | AUT | - | - | 16 | 6 | - | 10 |
| 41 | 102403 | SEMPLE Ryan | CAN | - | 10 | - | - | 10 | 10 |
| 43 | 292514 | HEEL Werner | ITA | 9 | - | - | - | 9 | 9 |
| 44 | 500150 | JAERBYN Patrik | SWE | - | - | 14 | 6 | - | 8 |
| 45 | 350032 | BUECHEL Marco | LIE | - | - | 11 | 4 | - | 7 |
| 45 | 102263 | GUAY Erik | CAN | - | - | 12 | 5 | - | 7 |
| 45 | 380292 | ZRNCIC-DIM Natko | CRO | 7 | - | - | - | 7 | 7 |
| 48 | 510001 | ACCOLA Paul | SUI | - | - | 10 | 4 | - | 6 |
| 49 | 191462 | PAQUIN Pierre | FRA | - | 5 | - | - | 5 | 5 |
| 49 | 191139 | VIDAL Jean-Pierre | FRA | 5 | - | - | - | 5 | 5 |
| 51 | 50743 | LANZINGER Matthias | AUT | 4 | - | - | - | 4 | 4 |
| 51 | 150594 | TREJBAL Filip | CZE | - | 4 | - | - | 4 | 4 |
| 53 | 192932 | FAYED Guillermo | FRA | 2 | - | - | - | 2 | 2 |
| 54 | 561085 | KRIZAJ Andrej | SLO | - | 1 | - | - | 1 | 1 |

Number of Competitors per Nation until 60th position

| | | | | | |
|---------|---------|---------|---------|---------|---------|
| AND : 1 | AUT : 8 | CAN : 4 | CRO : 2 | CZE : 2 | FRA : 6 |
| ITA : 6 | LIE : 1 | NOR : 6 | SLO : 4 | SUI : 7 | SWE : 3 |
| USA : 4 | | | | | |

LEGEND

Base Last season WCSL points
X (Base / number of planned races in the current season) * number of completed races in the current season
Y WC points won in the current season
WCSL-K World Cup Start List points for Combined

13-01-2006 / Wengen (SUI) / 1273

Page 2/2

www.fis-ski.com

Generation Date: FRI 13 JAN 2006

Time: 15:09

Document: 60A 1.0





AUDI FIS SKI WORLD CUP



AUDI FIS SKI WORLD CUP 2005/06 AFTER 2nd MEN'S COMBINED OVERALL FIS WCSL LIST

Number of Competitors: 172

| Rank | FIS Code | Name | Nation | WCSL | DH | SL | GS | SG | K |
|------|----------|-----------------------|--------|------|----------|----------|----------|----------|---------|
| 1 | 50625 | RAICH Benjamin | AUT | 1713 | 96 (28) | 555 (2) | 510 (1) | 287 (5) | 265 (1) |
| 2 | 532431 | MILLER Bode | USA | 1483 | 578 (3) | 89 (26) | 385 (4) | 371 (1) | 60 (12) |
| 3 | 50423 | MAIER Hermann | AUT | 1182 | 375 (7) | – | 413 (3) | 369 (2) | 25 (25) |
| 3 | 50041 | WALCHHOFER Michael | AUT | 1182 | 696 (1) | 4 (70) | 37 (40) | 265 (6) | 180 (2) |
| 5 | 531040 | RAHLVES Daron | USA | 1103 | 516 (4) | – | 236 (9) | 351 (3) | – |
| 6 | 421328 | SVINDAL Aksel Lund | NOR | 804 | 129 (22) | 102 (23) | 155 (13) | 305 (4) | 113 (4) |
| 7 | 290478 | ROCCA Giorgio | ITA | 763 | – | 686 (1) | 41 (37) | – | 36 (18) |
| 8 | 50182 | STROBL Fritz | AUT | 737 | 589 (2) | – | – | 148 (15) | – |
| 9 | 350032 | BUECHEL Marco | LIE | 681 | 380 (6) | – | 88 (20) | 206 (10) | 7 (45) |
| 10 | 510727 | DEFAGO Didier | SUI | 679 | 223 (12) | – | 128 (18) | 236 (8) | 92 (8) |
| 11 | 50547 | SCHOENFELDER Rainer | AUT | 653 | – | 376 (3) | 175 (11) | – | 102 (7) |
| 12 | 180251 | PALANDER Kalle | FIN | 651 | – | 294 (5) | 357 (5) | – | – |
| 13 | 420382 | AAMODT Kjetil Andre | NOR | 637 | 249 (11) | 11 (61) | 12 (53) | 208 (9) | 157 (3) |
| 14 | 50833 | GRUGGER Hans | AUT | 602 | 410 (5) | – | – | 192 (11) | – |
| 15 | 100115 | GRANDI Thomas | CAN | 585 | – | 241 (8) | 344 (6) | – | – |
| 16 | 102263 | GUAY Erik | CAN | 543 | 267 (9) | – | 10 (57) | 259 (7) | 7 (45) |
| 17 | 510478 | KERNEN Bruno | SUI | 467 | 337 (8) | – | 32 (44) | 98 (21) | – |
| 18 | 50451 | GRUBER Christoph | AUT | 425 | 194 (14) | – | 54 (30) | 120 (17) | 57 (13) |
| 19 | 292000 | BLARDONE Massimiliano | ITA | 417 | – | – | 417 (2) | – | – |
| 20 | 420470 | KJUS Lasse | NOR | 409 | 105 (25) | 6 (66) | 118 (19) | 72 (25) | 108 (6) |
| 21 | 510030 | CUCHE Didier | SUI | 389 | 141 (18) | – | 147 (15) | 88 (23) | 13 (37) |
| 22 | 534562 | LIGETY Ted | USA | 388 | – | 297 (4) | 52 (31) | – | 39 (16) |
| 23 | 50600 | GOERGL Stephan | AUT | 377 | – | – | 204 (10) | 173 (13) | – |
| 24 | 510890 | ZURBRIGGEN Silvan | SUI | 369 | 94 (29) | 170 (16) | – | 14 (39) | 91 (9) |
| 25 | 510767 | HOFFMANN Ambrosi | SUI | 368 | 161 (16) | – | 5 (65) | 190 (12) | 12 (38) |
| 26 | 102814 | BOURQUE Francois | CAN | 352 | 52 (36) | – | 155 (13) | 129 (16) | 16 (34) |
| 27 | 292455 | FILL Peter | ITA | 346 | 150 (17) | – | 14 (48) | 71 (26) | 111 (5) |
| 28 | 50707 | MATT Mario | AUT | 333 | – | 237 (10) | 64 (25) | – | 32 (20) |
| 29 | 500139 | NYBERG Fredrik | SWE | 327 | – | – | 327 (7) | – | – |
| 30 | 292491 | MOELGG Manfred | ITA | 325 | – | 186 (14) | 139 (16) | – | – |
| 31 | 50624 | PRANGER Manfred | AUT | 284 | – | 284 (6) | – | – | – |
| 32 | 290255 | GHEDINA Kristian | ITA | 282 | 264 (10) | – | – | 18 (37) | – |
| 33 | 380260 | KOSTELIC Ivica | CRO | 271 | – | 239 (9) | – | – | 32 (20) |
| 34 | 501017 | MYHRER Andre | SWE | 262 | – | 262 (7) | – | – | – |
| 35 | 292120 | SIMONCELLI Davide | ITA | 261 | – | – | 261 (8) | – | – |
| 36 | 500656 | LARSSON Markus | SWE | 255 | – | 233 (11) | 5 (65) | – | 17 (33) |





AUDI FIS SKI WORLD CUP



AUDI FIS SKI WORLD CUP 2005/06 AFTER 2nd MEN'S COMBINED OVERALL FIS WCSL LIST

Number of Competitors: 172

| Rank | FIS Code | Name | Nation | WCSL | DH | SL | GS | SG | K |
|------|----------|----------------------|--------|------|----------|----------|----------|----------|---------|
| 37 | 50742 | REICHELTHannes | AUT | 247 | 10 (56) | – | 83 (22) | 154 (14) | – |
| 38 | 50124 | SCHIFFERER Andreas | AUT | 246 | 98 (27) | – | 35 (42) | 113 (18) | – |
| 39 | 51005 | SCHEIBER Mario | AUT | 240 | 135 (20) | – | – | 95 (22) | 10 (41) |
| 40 | 191139 | VIDAL Jean–Pierre | FRA | 226 | – | 221 (13) | – | – | 5 (49) |
| 40 | 200251 | VOGL Alois | GER | 226 | – | 226 (12) | – | – | – |
| 42 | 190930 | DENERIAZ Antoine | FRA | 219 | 186 (15) | – | – | 33 (33) | – |
| 43 | 510747 | GRUENENFELDER Tobias | SUI | 197 | 84 (31) | – | 2 (68) | 111 (20) | – |
| 43 | 50753 | KROELL Klaus | AUT | 197 | 197 (13) | – | – | – | – |
| 45 | 190915 | BOURGEAT Pierrick | FRA | 188 | – | 113 (21) | – | – | 75 (10) |
| 46 | 301312 | SASAKI Akira | JPN | 181 | – | 178 (15) | 3 (67) | – | – |
| 47 | 530703 | SCHLOPY Erik | USA | 179 | – | 13 (57) | 166 (12) | – | – |
| 48 | 421483 | JANSRUD Kjetil | NOR | 169 | – | 105 (22) | 24 (45) | – | 40 (15) |
| 49 | 510993 | ALBRECHT Daniel | SUI | 163 | – | 54 (35) | 42 (35) | – | 67 (11) |
| 50 | 291116 | FATTORI Alessandro | ITA | 157 | 100 (26) | – | – | 57 (29) | – |
| 51 | 500150 | JAERBYN Patrik | SWE | 148 | 69 (34) | – | – | 71 (26) | 8 (44) |
| 52 | 510051 | GRUENENFELDER Juerg | SUI | 146 | 118 (23) | – | – | 28 (34) | – |
| 53 | 190677 | CHENAL Joel | FRA | 139 | – | – | 139 (16) | – | – |
| 53 | 50043 | FRANZ Werner | AUT | 139 | 139 (19) | – | – | – | – |
| 55 | 102435 | JANYK Michael | CAN | 135 | – | 135 (17) | – | – | – |
| 55 | 420911 | SOLBAKKEN Bjarne | NOR | 135 | 46 (39) | – | 33 (43) | 44 (31) | 12 (38) |
| 55 | 291641 | SULZENBACHER Kurt | ITA | 135 | 135 (20) | – | – | – | – |
| 58 | 290732 | THALER Patrick | ITA | 127 | – | 127 (18) | – | – | – |
| 59 | 500499 | BROLENIUS Johan | SWE | 121 | – | 121 (19) | – | – | – |
| 59 | 191425 | TISSOT Stephane | FRA | 121 | – | 121 (19) | – | – | – |
| 61 | 191591 | BERTRAND Yannick | FRA | 120 | 117 (24) | – | – | 3 (52) | – |
| 62 | 50743 | LANZINGER Matthias | AUT | 116 | – | – | – | 112 (19) | 4 (51) |
| 63 | 290998 | STAUDACHER Patrick | ITA | 114 | 12 (53) | – | – | 75 (24) | 27 (23) |
| 64 | 50605 | HERBST Reinfried | AUT | 101 | – | 101 (24) | – | – | – |
| 65 | 220228 | MICKEL Finlay | GBR | 93 | 90 (30) | – | – | 3 (52) | – |
| 65 | 300804 | MINAGAWA Kentaro | JPN | 93 | – | 93 (25) | – | – | – |
| 67 | 532490 | MACARTNEY Scott | USA | 91 | 33 (41) | – | – | 37 (32) | 21 (26) |
| 68 | 102456 | BIGGS Patrick | CAN | 89 | – | 89 (26) | – | – | – |
| 69 | 560406 | GORZA Ales | SLO | 88 | – | 18 (53) | 56 (28) | – | 14 (36) |
| 70 | 532188 | SPENCER Dane | USA | 86 | – | – | 86 (21) | – | – |
| 71 | 201189 | ECKERT Florian | GER | 83 | 25 (44) | – | – | 58 (28) | – |
| 72 | 201702 | NEUREUTHER Felix | GER | 82 | – | 79 (29) | – | 3 (52) | – |





AUDI FIS SKI WORLD CUP



AUDI FIS SKI WORLD CUP 2005/06 AFTER 2nd MEN'S COMBINED OVERALL FIS WCSL LIST

Number of Competitors: 172

| Rank | FIS Code | Name | Nation | WCSL | DH | SL | GS | SG | K |
|------|----------|------------------------|--------|------|---------|---------|---------|---------|---------|
| 73 | 290023 | BERGAMELLI Giancarlo | ITA | 81 | - | 81 (28) | - | - | - |
| 73 | 200705 | RAUFFER Max | GER | 81 | 78 (32) | - | - | 3 (52) | - |
| 75 | 510997 | BERTHOD Marc | SUI | 75 | - | 15 (56) | 42 (35) | - | 18 (30) |
| 76 | 292250 | SCHIEPPATI Alberto | ITA | 74 | - | - | 74 (23) | - | - |
| 77 | 102899 | OSBORNE-PARADIS Manuel | CAN | 73 | 70 (33) | - | - | 3 (52) | - |
| 78 | 500124 | HANSSON Martin | SWE | 72 | - | 72 (30) | - | - | - |
| 79 | 101895 | ROY Jean-Philippe | CAN | 70 | - | 21 (50) | 49 (32) | - | - |
| 80 | 560371 | DRAGSIC Mitja | SLO | 68 | - | 68 (31) | - | - | - |
| 81 | 191750 | FANARA Thomas | FRA | 67 | - | - | 67 (24) | - | - |
| 81 | 102873 | KUCERA John | CAN | 67 | 10 (56) | - | - | 10 (41) | 47 (14) |
| 83 | 560447 | SPORN Andrej | SLO | 66 | - | 28 (47) | - | - | 38 (17) |
| 84 | 420148 | KARLSEN Truls Ove | NOR | 64 | - | 50 (37) | 14 (48) | - | - |
| 84 | 532497 | ROTHROCK Tom | USA | 64 | - | 64 (32) | - | - | - |
| 86 | 534040 | COCHRAN James | USA | 63 | - | 16 (55) | 47 (33) | - | - |
| 86 | 50675 | ENGL Kurt | AUT | 63 | - | 63 (33) | - | - | - |
| 88 | 533866 | NYMAN Steven | USA | 62 | 31 (42) | - | - | 19 (36) | 12 (38) |
| 89 | 191227 | BURTIN Raphael | FRA | 60 | - | - | 60 (26) | - | - |
| 90 | 50482 | HOLZKNECHT Norbert | AUT | 59 | 59 (35) | - | - | - | - |
| 91 | 421400 | MYHRE Lars | NOR | 58 | - | 32 (45) | - | - | 26 (24) |
| 92 | 291421 | RIEDER Arnold | ITA | 57 | - | - | 57 (27) | - | - |
| 93 | 290844 | DEFLORIAN Mirko | ITA | 56 | - | - | 56 (28) | - | - |
| 94 | 291145 | DEVILLE Cristian | ITA | 55 | - | 55 (34) | - | - | - |
| 95 | 50004 | ALBRECHT Kilian | AUT | 54 | - | 54 (35) | - | - | - |
| 96 | 191116 | DALCIN Pierre-Emmanuel | FRA | 53 | 48 (37) | - | - | 5 (46) | - |
| 96 | 510207 | HARI Konrad | SUI | 53 | 6 (61) | - | - | 47 (30) | - |
| 96 | 292784 | SENONER Lucas | ITA | 53 | - | 13 (57) | 22 (46) | - | 18 (30) |
| 99 | 191964 | POISSON David | FRA | 52 | 28 (43) | - | - | 24 (35) | - |
| 100 | 50695 | BUDER Andreas | AUT | 48 | 48 (37) | - | - | - | - |
| 100 | 533098 | FRIEDMAN Bryon | USA | 48 | 43 (40) | - | - | 5 (46) | - |
| 102 | 50931 | BECHTER Patrick | AUT | 46 | - | - | 46 (34) | - | - |
| 103 | 560355 | VALENCIC Mitja | SLO | 44 | - | 31 (46) | 13 (50) | - | - |
| 104 | 560332 | JERMAN Andrej | SLO | 43 | 13 (52) | - | - | - | 30 (22) |
| 105 | 560425 | VAJDIC Bernard | SLO | 42 | - | 34 (44) | 8 (60) | - | - |
| 105 | 301709 | YUASA Naoki | JPN | 42 | - | 42 (38) | - | - | - |
| 107 | 190236 | COVILI Frederic | FRA | 41 | - | - | 41 (37) | - | - |
| 107 | 560033 | KOSIR Jure | SLO | 41 | - | 41 (39) | - | - | - |





AUDI FIS SKI WORLD CUP



AUDI FIS SKI WORLD CUP 2005/06 AFTER 2nd MEN'S COMBINED OVERALL FIS WCSL LIST

Number of Competitors: 172

| Rank | FIS Code | Name | Nation | WCSL | DH | SL | GS | SG | K |
|------|----------|--------------------------|--------|------|---------|---------|---------|---------|---------|
| 107 | 50688 | MARINAC Martin | AUT | 41 | - | 41 (39) | - | - | - |
| 107 | 102403 | SEMPLE Ryan | CAN | 41 | - | 19 (52) | 12 (53) | - | 10 (41) |
| 107 | 291469 | ZARDINI Edoardo | ITA | 41 | - | 41 (39) | - | - | - |
| 112 | 501026 | RAINER Niklas | SWE | 40 | - | - | 40 (39) | - | - |
| 113 | 531557 | KNIGHT Chip | USA | 38 | - | 25 (48) | 13 (50) | - | - |
| 114 | 191746 | DE TESSIERES Gauthier | FRA | 37 | - | - | 36 (41) | 1 (59) | - |
| 115 | 420069 | BURAAS Hans-Petter | NOR | 36 | - | 36 (42) | - | - | - |
| 116 | 560230 | GRUBELNIK Drago | SLO | 35 | - | 35 (43) | - | - | - |
| 117 | 192665 | GRANGE Jean-baptiste | FRA | 33 | - | - | - | - | 33 (19) |
| 117 | 292514 | HEEL Werner | ITA | 33 | 16 (47) | - | - | 8 (43) | 9 (43) |
| 119 | 292291 | THANEI Stefan | ITA | 30 | 12 (53) | - | - | - | 18 (30) |
| 120 | 150398 | BANK Ondrej | CZE | 27 | - | - | 6 (64) | - | 21 (26) |
| 121 | 180292 | LEINO Jukka | FIN | 24 | - | 24 (49) | - | - | - |
| 121 | 421098 | NILSEN Andreas | NOR | 24 | - | 12 (60) | 12 (53) | - | - |
| 123 | 510001 | ACCOLA Paul | SUI | 23 | 16 (47) | - | - | 1 (59) | 6 (48) |
| 123 | 102271 | HUDEC Jan | CAN | 23 | 20 (46) | - | - | 3 (52) | - |
| 125 | 101850 | HUME Jeff | CAN | 22 | 22 (45) | - | - | - | - |
| 126 | 50360 | KNAUSS Hans | AUT | 20 | - | - | 20 (47) | - | - |
| 126 | 501076 | OLSSON Hans | SWE | 20 | - | - | - | - | 20 (28) |
| 126 | 50997 | OMMINGER Andreas | AUT | 20 | - | 20 (51) | - | - | - |
| 129 | 40170 | BEAR AJ | AUS | 19 | 15 (51) | - | - | 4 (48) | - |
| 129 | 192746 | THEAUX Adrien | FRA | 19 | - | - | - | - | 19 (29) |
| 131 | 291399 | GIRARDI Walter | ITA | 18 | 3 (64) | - | - | 15 (38) | - |
| 132 | 290982 | SCHMID Hannes Paul | ITA | 17 | - | 17 (54) | - | - | - |
| 133 | 20081 | ANTOR Alex | AND | 16 | - | - | - | - | 16 (34) |
| 133 | 190097 | BURTIN Nicolas | FRA | 16 | 16 (47) | - | - | - | - |
| 133 | 510035 | CAVEGN Franco | SUI | 16 | 16 (47) | - | - | - | - |
| 136 | 102239 | COUSINEAU Julien | CAN | 15 | - | 6 (66) | 9 (58) | - | - |
| 137 | 190945 | FOURNIER-BIDOZ Sebastien | FRA | 14 | 10 (56) | - | - | 4 (48) | - |
| 138 | 180442 | KAITALA Jouni | FIN | 13 | - | 13 (57) | - | - | - |
| 138 | 50126 | MAYER Christian | AUT | 13 | - | - | 13 (50) | - | - |
| 138 | 150594 | TREJBAL Filip | CZE | 13 | - | 9 (63) | - | - | 4 (51) |
| 141 | 292056 | GUFLER Michael | ITA | 12 | - | - | - | 12 (40) | - |
| 141 | 290693 | PLONER Alexander | ITA | 12 | - | - | 12 (53) | - | - |
| 141 | 533131 | SULLIVAN Marco | USA | 12 | 4 (63) | - | - | 8 (43) | - |
| 144 | 291389 | FISCHNALLER Roland | ITA | 11 | 11 (55) | - | - | - | - |





AUDI FIS SKI WORLD CUP



AUDI FIS SKI WORLD CUP 2005/06 AFTER 2nd MEN'S COMBINED OVERALL FIS WCSL LIST

Number of Competitors: 172

| Rank | FIS Code | Name | Nation | WCSL | DH | SL | GS | SG | K |
|------|----------|----------------------|--------|------|--------|---------|--------|---------|--------|
| 144 | 180430 | RAJALA Jukka | FIN | 11 | - | 11 (61) | - | - | - |
| 146 | 50858 | STREITBERGER Georg | AUT | 10 | - | - | - | 10 (41) | - |
| 147 | 511127 | GINI Marc | SUI | 9 | - | 9 (63) | - | - | - |
| 147 | 50831 | GRAGGABER Thomas | AUT | 9 | 9 (59) | - | - | - | - |
| 147 | 560154 | KUNC Mitja | SLO | 9 | - | 9 (63) | - | - | - |
| 147 | 180212 | UOTILA Sami | FIN | 9 | - | - | 9 (58) | - | - |
| 151 | 532173 | JOHNSON Justin J | USA | 8 | 8 (60) | - | - | - | - |
| 151 | 191667 | RECH Freddy | FRA | 8 | - | - | 8 (60) | - | - |
| 153 | 292967 | EISATH Florian | ITA | 7 | - | - | 7 (62) | - | - |
| 153 | 200056 | ERTL Andreas | GER | 7 | - | - | - | 7 (45) | - |
| 153 | 291768 | ROBERTO Alessandro | ITA | 7 | - | - | 7 (62) | - | - |
| 153 | 380292 | ZRNCIC-DIM Natko | CRO | 7 | - | - | - | - | 7 (45) |
| 157 | 190012 | AMIEZ Sebastien | FRA | 6 | - | 6 (66) | - | - | - |
| 158 | 50841 | KORNBERGER Christoph | AUT | 5 | 5 (62) | - | - | - | - |
| 158 | 191462 | PAQUIN Pierre | FRA | 5 | - | - | - | - | 5 (49) |
| 158 | 420328 | STIANSEN Tom | NOR | 5 | - | 5 (69) | - | - | - |
| 161 | 421332 | KULBECK Ole Magnus | NOR | 4 | - | - | - | 4 (48) | - |
| 161 | 300379 | OKADA Rishu | JPN | 4 | - | 4 (70) | - | - | - |
| 161 | 561177 | STROBL Josef | SLO | 4 | - | - | - | 4 (48) | - |
| 164 | 220044 | BAXTER Alain | GBR | 3 | - | 3 (72) | - | - | - |
| 164 | 510756 | VON WEISSENFLUH Rolf | SUI | 3 | 3 (64) | - | - | - | - |
| 164 | 510344 | ZUEGER Daniel | SUI | 3 | 3 (64) | - | - | - | - |
| 167 | 40271 | DEANE Luke | AUS | 2 | - | - | - | 2 (58) | - |
| 167 | 192932 | FAYED Guillermo | FRA | 2 | - | - | - | - | 2 (53) |
| 167 | 101375 | LAVOIE Vincent | CAN | 2 | 1 (68) | - | - | 1 (59) | - |
| 167 | 510498 | ZUEGER Cornel | SUI | 2 | 2 (67) | - | - | - | - |
| 171 | 191115 | CRETIER Claude | FRA | 1 | 1 (68) | - | - | - | - |
| 171 | 561085 | KRIZAJ Andrej | SLO | 1 | - | - | - | - | 1 (54) |

LEGEND

GS Giant Slalom points **SG** Super-G points **DH** Downhill points **WCSL** Overall points **SL** Slalom points
K Combined points

13-01-2006 / Wengen (SUI) / 1273

Page 5/5

www.fis-ski.com

Generation Date: FRI 13 JAN 2006

Time: 15:09

Document: 60B 1.0





AUDI FIS SKI WORLD CUP



AUDI FIS SKI WORLD CUP 2005/06

2nd MEN'S COMBINED

MEN FIS NATION CUP

Number of Nations: 18

| Place | Nation | Points | Diff. | DH | SL | GS | SG | K |
|-------|-------------------------------------|-------------|--------|------|-----|-----|-----|-----|
| 1 | AUT Austria | 3897 | | 1264 | 404 | 984 | 783 | 462 |
| 2 | USA United States of America | 1701 | - 2196 | 482 | 292 | 580 | 237 | 110 |
| 3 | ITA Italy | 1688 | - 2209 | 264 | 519 | 643 | 110 | 152 |
| 4 | NOR Norway | 1303 | - 2594 | 290 | 237 | 118 | 361 | 297 |
| 5 | SUI Switzerland | 1206 | - 2691 | 506 | 85 | 166 | 306 | 143 |
| 6 | CAN Canada | 1099 | - 2798 | 265 | 213 | 357 | 238 | 26 |
| 7 | FRA France | 798 | - 3099 | 213 | 261 | 213 | 15 | 96 |
| 8 | SWE Sweden | 574 | - 3323 | 13 | 263 | 242 | 36 | 20 |
| 9 | LIE Liechtenstein | 375 | - 3522 | 251 | - | 57 | 67 | - |
| 10 | FIN Finland | 350 | - 3547 | - | 150 | 200 | - | - |
| 11 | SLO Slovenia | 191 | - 3706 | 13 | 91 | 28 | - | 59 |
| 12 | JPN Japan | 151 | - 3746 | - | 151 | - | - | - |
| 13 | CRO Croatia | 111 | - 3786 | - | 72 | - | - | 39 |
| 14 | GER Germany | 76 | - 3821 | - | 76 | - | - | - |
| 15 | CZE Czech Republic | 34 | - 3863 | - | 9 | - | - | 25 |
| 16 | GBR Great Britain | 32 | - 3865 | 32 | - | - | - | - |
| 17 | AUS Australia | 20 | - 3877 | 14 | - | - | 6 | - |
| 18 | AND Andorra | 8 | - 3889 | - | - | - | - | 8 |

