



VISA
BIRDS OF PREY



NORTH AMERICA'S DOWNHILL
BEAVER CREEK, COLORADO
MEN'S DOWNHILL, SUPER COMBINED
GIANT SLALOM & SLALOM
NOVEMBER 28-DECEMBER 3, 2006



AUDI FIS SKI WORLD CUP 2006/07
1st MEN'S COMBINED DOWNHILL
START LIST



Jury

| | | |
|--------------------------|-------------|-----|
| TD FIS | G. RINALDI | CAN |
| Referee | G. HUJARA | FIS |
| Assistant Referee | H. SCHMALZL | FIS |
| Chief of Race | J. ROBERTS | USA |

Technical Data

| | |
|----------------------------|------------------------------|
| Course Name | Birds of Prey / Golden Eagle |
| Start Altitude | 3401 m |
| Finish Altitude | 2726 m |
| Vertical Drop | 675 m |
| Course Length | 2174 m |
| Homologation Number | 6832/10/02 |

Race Information

| | | |
|------------------------|------------------|-----|
| Course Setter | H. SCHMALZL | FIS |
| Number of Gates | 33 | |
| Start Time | 11:00 | |
| Forerunners | A - J. TRANSUE | USA |
| | B - T. THIBODEAU | USA |
| | C - S. SWEETSER | USA |
| | D - N. BAKER | USA |
| | E - E. HOLMER | USA |

| | |
|----------------|-----|
| F - G. BARTELS | USA |
| G - M. CREMENO | USA |
| H - E. KERR | USA |
| I - C. COOK | USA |

Number of Competitors: 68

| Bib | FIS Code | Name | Year of Birth | Nation | Time | Ski |
|-----|----------|----------------------|---------------|--------|-------|-----------|
| 1 | 220083 | BAXTER Noel | 1981 | GBR | _____ | Fischer |
| 2 | 40255 | BRAUER Jono | 1981 | AUS | _____ | Head |
| 3 | 50707 | MATT Mario | 1979 | AUT | _____ | Fischer |
| 4 | 192746 | THEAUX Adrien | 1984 | FRA | _____ | Rossignol |
| 5 | 292514 | HEEL Werner | 1982 | ITA | _____ | Rossignol |
| 6 | 510767 | HOFFMANN Ambrosi | 1977 | SUI | _____ | Head |
| 7 | 560406 | GORZA Ales | 1980 | SLO | _____ | Fischer |
| 8 | 560332 | JERMAN Andrej | 1978 | SLO | _____ | Stoeckli |
| 9 | 102873 | KUCERA John | 1984 | CAN | _____ | Atomic |
| 10 | 501076 | OLSSON Hans | 1984 | SWE | _____ | Head |
| 11 | 421400 | MYHRE Lars | 1984 | NOR | _____ | Rossignol |
| 12 | 50451 | GRUBER Christoph | 1976 | AUT | _____ | Fischer |
| 13 | 510478 | KERNEN Bruno | 1972 | SUI | _____ | Rossignol |
| 14 | 290998 | STAUDACHER Patrick | 1980 | ITA | _____ | Head |
| 15 | 500656 | LARSSON Markus | 1979 | SWE | _____ | Atomic |
| 16 | 533866 | NYMAN Steven | 1982 | USA | _____ | Fischer |
| 17 | 102814 | BOURQUE Francois | 1984 | CAN | _____ | Salomon |
| 18 | 192665 | GRANGE Jean-Baptiste | 1984 | FRA | _____ | Rossignol |
| 19 | 510997 | BERTHOD Marc | 1983 | SUI | _____ | Atomic |
| 20 | 510993 | ALBRECHT Daniel | 1983 | SUI | _____ | Atomic |

30-11-2006 / Beaver Creek (USA) / 1402

Page 1/3

Data Processing by LONGINES

www.fis-ski.com

LONGINES Timing

Generation Date: THU 30 NOV 2006


Time: 18:35

Document: 51A 1.0





VISA
BIRDS OF PREY



NORTH AMERICA'S DOWNHILL
BEAVER CREEK, COLORADO
MEN'S DOWNHILL, SUPER COMBINED
GIANT SLALOM & SLALOM
NOVEMBER 28-DECEMBER 3, 2006



AUDI FIS SKI WORLD CUP 2006/07
1st MEN'S COMBINED DOWNHILL
START LIST




Number of Competitors: 68

| Bib | FIS Code | Name | Year of Birth | Nation | Time | Ski |
|-----|----------|------------------------|---------------|--------|------|-----------|
| 21 | 150398 | BANK Ondrej | 1980 | CZE | | Elan |
| 22 | 510890 | ZURBRIGGEN Silvan | 1981 | SUI | | Rossignol |
| 23 | 510727 | DEFAGO Didier | 1977 | SUI | | Rossignol |
| 24 | 190915 | BOURGEAT Pierrick | 1976 | FRA | | Rossignol |
| 25 | 560447 | SPORN Andrej | 1981 | SLO | | Elan |
| 26 | 421328 | SVINDAL Aksel Lund | 1982 | NOR | | Atomic |
| 27 | 534562 | LIGETY Ted | 1984 | USA | | Rossignol |
| 28 | 292455 | FILL Peter | 1982 | ITA | | Dynastar |
| 29 | 532431 | MILLER Bode | 1977 | USA | | Head |
| 30 | 50041 | WALCHHOFFER Michael | 1975 | AUT | | Atomic |
| 31 | 50547 | SCHOENFELDER Rainer | 1977 | AUT | | Fischer |
| 32 | 50625 | RAICH Benjamin | 1978 | AUT | | Atomic |
| 33 | 350032 | BUECHEL Marco | 1971 | LIE | | Head |
| 34 | 102263 | GUAY Erik | 1981 | CAN | | Atomic |
| 35 | 50742 | REICHELT Hannes | 1980 | AUT | | Fischer |
| 36 | 51005 | SCHEIBER Mario | 1983 | AUT | | Atomic |
| 37 | 191591 | BERTRAND Yannick | 1980 | FRA | | Dynastar |
| 38 | 510030 | CUCHE Didier | 1974 | SUI | | Head |
| 39 | 510747 | GRUENENFELDER Tobias | 1977 | SUI | | Stoeckli |
| 40 | 220228 | MICKEL Finlay | 1977 | GBR | | Atomic |
| 41 | 532490 | MACARTNEY Scott | 1978 | USA | | Nordica |
| 42 | 102899 | OSBORNE-PARADIS Manuel | 1984 | CAN | | Rossignol |
| 43 | 291399 | GIRARDI Walter | 1976 | ITA | | |
| 44 | 51215 | BAUMANN Romed | 1986 | AUT | | Fischer |
| 45 | 561067 | PERKO Rok | 1985 | SLO | | Stoeckli |
| 46 | 191415 | BOTTOLIER-LASQUIN Marc | 1979 | FRA | | Dynastar |
| 47 | 50743 | LANZINGER Matthias | 1980 | AUT | | Fischer |
| 48 | 40171 | BRANCH Craig | 1977 | AUS | | Voelkl |
| 49 | 201606 | KEPPLER Stephan | 1983 | GER | | Head |
| 50 | 533131 | SULLIVAN Marco | 1980 | USA | | Nordica |
| 51 | 291641 | SULZENBACHER Kurt | 1976 | ITA | | Rossignol |
| 52 | 191740 | CLAREY Johan | 1981 | FRA | | Rossignol |
| 53 | 291389 | FISCHNALLER Roland | 1975 | ITA | | |
| 54 | 292967 | EISATH Florian | 1984 | ITA | | Atomic |
| 55 | 501101 | BYGGMARK Jens | 1985 | SWE | | Atomic |
| 56 | 501026 | RAINER Niklas | 1983 | SWE | | Fischer |
| 57 | 191462 | PAQUIN Pierre | 1979 | FRA | | Salomon |





VISA
BIRDS OF PREY



NORTH AMERICA'S DOWNHILL
BEAVER CREEK, COLORADO
MEN'S DOWNHILL, SUPER COMBINED
GIANT SLALOM & SLALOM
NOVEMBER 28-DECEMBER 3, 2006



AUDI FIS SKI WORLD CUP 2006/07
1st MEN'S COMBINED DOWNHILL
START LIST




Number of Competitors: 68

| Bib | FIS Code | Name | Year of Birth | Nation | Time | Ski |
|-----|----------|---------------------|---------------|--------|-------|-----------|
| 58 | 380292 | ZRNCIC-DIM Natko | 1986 | CRO | _____ | Atomic |
| 59 | 292056 | GUFLE Michael | 1979 | ITA | _____ | Atomic |
| 60 | 530939 | WEIBRECHT Andrew | 1986 | USA | _____ | Rossignol |
| 61 | 534567 | LANNING Thomas (tj) | 1984 | USA | _____ | Nordica |
| 62 | 103087 | GUAY Stefan | 1986 | CAN | _____ | Salomon |
| 63 | 50824 | DREIER Christoph | 1981 | AUT | _____ | Head |
| 64 | 102403 | SEMPLE Ryan | 1982 | CAN | _____ | |
| 65 | 534040 | COCHRAN Jimmy | 1981 | USA | _____ | Voelkl |
| 66 | 150594 | TREJBAL Filip | 1985 | CZE | _____ | Dynastar |
| 67 | 301312 | SASAKI Akira | 1981 | JPN | _____ | Blizzard |
| 68 | 292120 | SIMONCELLI Davide | 1979 | ITA | _____ | Salomon |



VISA
BIRDS OF PREY



NORTH AMERICA'S DOWNHILL
BEAVER CREEK, COLORADO
MEN'S DOWNHILL, SUPER COMBINED
GIANT SLALOM & SLALOM
NOVEMBER 28-DECEMBER 3, 2006



AUDI FIS SKI WORLD CUP 2006/07

1st MEN'S COMBINED DOWNHILL

OFFICIAL RESULTS



Jury

| | | |
|--------------------------|-------------|-----|
| TD FIS | G. RINALDI | CAN |
| Referee | G. HUJARA | FIS |
| Assistant Referee | H. SCHMALZL | FIS |
| Chief of Race | J. ROBERTS | USA |

Technical Data

| | |
|----------------------------|------------------------------|
| Course Name | Birds of Prey / Golden Eagle |
| Start Altitude | 3401 m |
| Finish Altitude | 2726 m |
| Vertical Drop | 675 m |
| Course Length | 2174 m |
| Homologation Number | 6832/10/02 |

Race Information

| | | |
|------------------------|------------------|-----|
| Course Setter | H. SCHMALZL | FIS |
| Number of Gates | 33 | |
| Start Time | 11:00 | |
| Forerunners | A - J. TRANSUE | USA |
| | B - T. THIBODEAU | USA |
| | C - S. SWEETSER | USA |
| | D - N. BAKER | USA |
| | E - E. HOLMER | USA |

| | |
|----------------|-----|
| F - G. BARTELS | USA |
| G - M. CREMENO | USA |
| H - E. KERR | USA |
| I - C. COOK | USA |

Weather: Cloudy Snow: Hard Temperature - Start: -10 °C Finish: -14 °C


Number of Competitors: 48

| Rank | Bib | FIS Code | Name | Year of Birth | Nation | Time | Diff. | Race Points | Ski |
|------|-----|----------|----------------------|---------------|--------|---------|-------|-------------|-----------|
| 1 | 12 | 50451 | GRUBER Christoph | 1976 | AUT | 1:13.47 | | 0.00 | Fischer |
| 2 | 36 | 51005 | SCHEIBER Mario | 1983 | AUT | 1:14.07 | 0.60 | 11.02 | Atomic |
| 3 | 23 | 510727 | DEFAGO Didier | 1977 | SUI | 1:14.17 | 0.70 | 12.86 | Rossignol |
| 4 | 16 | 533866 | NYMAN Steven | 1982 | USA | 1:14.23 | 0.76 | 13.96 | Fischer |
| 5 | 19 | 510997 | BERTHOD Marc | 1983 | SUI | 1:14.25 | 0.78 | 14.33 | Atomic |
| 6 | 17 | 102814 | BOURQUE Francois | 1984 | CAN | 1:14.35 | 0.88 | 16.17 | Salomon |
| 7 | 14 | 290998 | STAUDACHER Patrick | 1980 | ITA | 1:14.39 | 0.92 | 16.90 | Head |
| 8 | 28 | 292455 | FILL Peter | 1982 | ITA | 1:14.41 | 0.94 | 17.27 | Dynastar |
| 9 | 25 | 560447 | SPORN Andrej | 1981 | SLO | 1:14.55 | 1.08 | 19.84 | Elan |
| 10 | 27 | 534562 | LIGETY Ted | 1984 | USA | 1:14.88 | 1.41 | 25.91 | Rossignol |
| 11 | 26 | 421328 | SVINDAL Aksel Lund | 1982 | NOR | 1:15.10 | 1.63 | 29.95 | Atomic |
| 12 | 50 | 533131 | SULLIVAN Marco | 1980 | USA | 1:15.18 | 1.71 | 31.42 | Nordica |
| 13 | 7 | 560406 | GORZA Ales | 1980 | SLO | 1:15.20 | 1.73 | 31.79 | Fischer |
| 14 | 18 | 192665 | GRANGE Jean-Baptiste | 1984 | FRA | 1:15.47 | 2.00 | 36.75 | Rossignol |
| 15 | 21 | 150398 | BANK Ondrej | 1980 | CZE | 1:15.48 | 2.01 | 36.93 | Elan |
| 16 | 44 | 51215 | BAUMANN Romed | 1986 | AUT | 1:15.57 | 2.10 | 38.59 | Fischer |
| 17 | 56 | 501026 | RAINER Niklas | 1983 | SWE | 1:15.63 | 2.16 | 39.69 | Fischer |





VISA
BIRDS OF PREY



NORTH AMERICA'S DOWNHILL
BEAVER CREEK, COLORADO
MEN'S DOWNHILL, SUPER COMBINED
GIANT SLALOM & SLALOM
NOVEMBER 28-DECEMBER 3, 2006



AUDI FIS SKI WORLD CUP 2006/07
1st MEN'S COMBINED DOWNHILL
OFFICIAL RESULTS



Number of Competitors: 48

| Rank | Bib | FIS Code | Name | Year of Birth | Nation | Time | Diff. | Race Points | Ski |
|------|-----|----------|---------------------|---------------|--------|---------|-------|-------------|-----------|
| 18 | 57 | 191462 | PAQUIN Pierre | 1979 | FRA | 1:15.91 | 2.44 | 44.83 | Salomon |
| 18 | 31 | 50547 | SCHOENFELDER Rainer | 1977 | AUT | 1:15.91 | 2.44 | 44.83 | Fischer |
| 20 | 11 | 421400 | MYHRE Lars | 1984 | NOR | 1:16.22 | 2.75 | 50.53 | Rossignol |
| 21 | 1 | 220083 | BAXTER Noel | 1981 | GBR | 1:16.44 | 2.97 | 54.57 | Fischer |
| 22 | 54 | 292967 | EISATH Florian | 1984 | ITA | 1:16.80 | 3.33 | 61.19 | Atomic |
| 23 | 55 | 501101 | BYGGMARK Jens | 1985 | SWE | 1:16.90 | 3.43 | 63.03 | Atomic |
| 24 | 58 | 380292 | ZRNCIC-DIM Natko | 1986 | CRO | 1:17.26 | 3.79 | 69.64 | Atomic |
| 25 | 63 | 50824 | DREIER Christoph | 1981 | AUT | 1:17.31 | 3.84 | 70.56 | Head |
| 26 | 68 | 292120 | SIMONCELLI Davide | 1979 | ITA | 1:17.55 | 4.08 | 74.97 | Salomon |
| 27 | 66 | 150594 | TREJBAL Filip | 1985 | CZE | 1:18.33 | 4.86 | 89.30 | Dynastar |
| 28 | 65 | 534040 | COCHRAN Jimmy | 1981 | USA | 1:19.11 | 5.64 | 103.63 | Voelkl |

DID NOT FINISH: 10 competitors

| | | | | | | | | | |
|----|--------|------------------------|------|-----|--|--|--|--|-----------|
| 2 | 40255 | BRAUER Jono | 1981 | AUS | | | | | Head |
| 3 | 50707 | MATT Mario | 1979 | AUT | | | | | Fischer |
| 4 | 192746 | THEAUX Adrien | 1984 | FRA | | | | | Rossignol |
| 8 | 560332 | JERMAN Andrej | 1978 | SLO | | | | | Stoekli |
| 35 | 50742 | REICHELTH Hannes | 1980 | AUT | | | | | Fischer |
| 39 | 510747 | GRUENENFELDER Tobias | 1977 | SUI | | | | | Stoekli |
| 42 | 102899 | OSBORNE-PARADIS Manuel | 1984 | CAN | | | | | Rossignol |
| 61 | 534567 | LANNING Thomas (tj) | 1984 | USA | | | | | Nordica |
| 62 | 103087 | GUAY Stefan | 1986 | CAN | | | | | Salomon |
| 67 | 301312 | SASAKI Akira | 1981 | JPN | | | | | Blizzard |

DISQUALIFIED: 10 competitors

| | | | | | | | | | |
|----|--------|-------------------|------|-----|---------|------------|--|--|-----------|
| 6 | 510767 | HOFFMANN Ambrosi | 1977 | SUI | Gate 29 | Rule 629.3 | | | Head |
| 13 | 510478 | KERNEN Bruno | 1972 | SUI | | Rule B3.2 | | | Rossignol |
| 15 | 500656 | LARSSON Markus | 1979 | SWE | Gate 29 | Rule 629.3 | | | Atomic |
| 24 | 190915 | BOURGEAT Pierrick | 1976 | FRA | Gate 30 | Rule 629.3 | | | Rossignol |
| 38 | 510030 | CUCHE Didier | 1974 | SUI | | Rule B5 | | | Head |
| 41 | 532490 | MACARTNEY Scott | 1978 | USA | Gate 29 | Rule 629.3 | | | Nordica |
| 45 | 561067 | PERKO Rok | 1985 | SLO | Gate 29 | Rule 629.3 | | | Stoekli |
| 51 | 291641 | SULZENBACHER Kurt | 1976 | ITA | Gate 29 | Rule 629.3 | | | Rossignol |
| 59 | 292056 | GUFLER Michael | 1979 | ITA | Gate 29 | Rule 629.3 | | | Atomic |
| 60 | 530939 | WEIBRECHT Andrew | 1986 | USA | Gate 30 | Rule 629.3 | | | Rossignol |

30-11-2006 / Beaver Creek (USA) / 1402

Page 2/3

Data Processing by LONGINES

www.fis-ski.com

LONGINES Timing

Generation Date: THU 30 NOV 2006


Time: 19:15

Document: 73A 1.0





VISA
BIRDS OF PREY



NORTH AMERICA'S DOWNHILL
BEAVER CREEK, COLORADO
MEN'S DOWNHILL, SUPER COMBINED
GIANT SLALOM & SLALOM
NOVEMBER 28-DECEMBER 3, 2006



AUDI FIS SKI WORLD CUP 2006/07
1st MEN'S COMBINED DOWNHILL
OFFICIAL RESULTS



Reason for disqualification:
629.3 Does not pass through a gate correctly
B3.2 Thickness of ski boot soles
B5 Racing Suits

30-11-2006 / Beaver Creek (USA) / 1402

Page 3/3

Data Processing by LONGINES

www.fis-ski.com

LONGINES Timing

Generation Date: THU 30 NOV 2006

Time: 19:15

Document: 73A 1.0



VISA
BIRDS OF PREY



NORTH AMERICA'S DOWNHILL
BEAVER CREEK, COLORADO
MEN'S DOWNHILL, SUPER COMBINED
GIANT SLALOM & SLALOM
NOVEMBER 28-DECEMBER 3, 2006



AUDI FIS SKI WORLD CUP 2006/07

1st MEN'S COMBINED DOWNHILL
PENALTY CALCULATION



Best 10 at Finish

| Rank | Bib | FIS Code | Name | Nation | FIS Points | Best 5 | Race Points |
|------|-----|----------|--------------------|--------|------------|--------|-------------|
| 1 | 12 | 50451 | GRUBER Christoph | AUT | 5.53 | 5.53 | 0.00 |
| 2 | 36 | 51005 | SCHEIBER Mario | AUT | 4.73 | 4.73 | 11.02 |
| 3 | 23 | 510727 | DEFAGO Didier | SUI | 4.01 | 4.01 | 12.86 |
| 4 | 16 | 533866 | NYMAN Steven | USA | 5.81 | 5.81 | 13.96 |
| 5 | 19 | 510997 | BERTHOD Marc | SUI | 37.53 | | |
| 6 | 17 | 102814 | BOURQUE Francois | CAN | 15.92 | | |
| 7 | 14 | 290998 | STAUDACHER Patrick | ITA | 16.64 | | |
| 8 | 28 | 292455 | FILL Peter | ITA | 4.91 | 4.91 | 17.27 |
| 9 | 25 | 560447 | SPORN Andrej | SLO | 14.57 | | |
| 10 | 27 | 534562 | LIGETY Ted | USA | 31.07 | | |

Best 5 FIS Points at Start


| Rank | Bib | FIS Code | Name | Nation | FIS Points |
|------|-----|----------|--------------------|--------|------------|
| 0 | 30 | 50041 | WALCHHOFER Michael | AUT | 0.00 |
| 0 | 33 | 350032 | BUECHEL Marco | LIE | 1.87 |
| 0 | 29 | 532431 | MILLER Bode | USA | 2.44 |
| DQ | 13 | 510478 | KERNEN Bruno | SUI | 3.09 |
| 3 | 23 | 510727 | DEFAGO Didier | SUI | 4.01 |

| | | |
|--|--------|-------|
| TOTALS: | | |
| FIS Points of Best 5 at Start (B) | 11.41 | |
| FIS Points of Best at Finish in Top 10 (A) | | 24.99 |
| Race Points of Corresponding Competitors (C) | | 55.11 |
| Calculated Penalty (A+B-C) : 10 => | -1.871 | |
| Rounded | -1.87 | |
| Category Adder | 0.00 | |
| Correction Value (Z) | -0.90 | |
| Calculated Penalty | -0.97 | |
| Penalty Applied | 0.00 | |

Technical Delegate:
G. RINALDI (CAN) #121



VISA
BIRDS OF PREY



NORTH AMERICA'S DOWNHILL
BEAVER CREEK, COLORADO
MEN'S DOWNHILL, SUPER COMBINED
GIANT SLALOM & SLALOM
NOVEMBER 28-DECEMBER 3, 2006



Beaver Creek®



AUDI FIS SKI WORLD CUP 2006/07

1st MEN'S COMBINED DOWNHILL
PERFORMANCE ANALYSIS 1




Number of Competitors: 48

| Rank | Bib | Name | Nation | Positions | | | Partials | | | Difference | | Speed | | | | | | | |
|------|-----|---------------------|--------|-------------------|------|------|--------------------|------|------|------------|---------|-------|------|------|--|--|--|-------|-------------|
| | | | | Pos. | Time | Rank | Pos. | Time | Rank | Time | Dist(m) | Pos. | km/h | Rank | | | | | |
| 1 | 29 | MILLER Bode | USA | Int1: 26.93 (1) | | | I1-I2: 17.29 (1) | | | 0.00 | | | | | | | | Sp1: | |
| | | | | Int2: 44.22 (1) | | | I2-I3: 11.44 (3) | | | 0.00 | | | | | | | | | |
| | | | | Int3: 55.66 (1) | | | I3-Fin: 17.40 (4) | | | 0.00 | 0.00 | | | | | | | Avg.: | 107.52 |
| | | | | Fin: 1:13.06 (1) | | | | | | | | | | | | | | | |
| 2 | 12 | GRUBER Christoph | AUT | Int1: 27.29 (2) | | | I1-I2: 17.33 (2) | | | 0.36 | | | | | | | | Sp1: | 122.72 (8) |
| | | | | Int2: 44.62 (2) | | | I2-I3: 11.47 (6) | | | 0.40 | | | | | | | | | |
| | | | | Int3: 56.09 (2) | | | I3-Fin: 17.38 (3) | | | 0.43 | | | | | | | | | |
| | | | | Fin: 1:13.47 (2) | | | | | | 0.41 | 12.18 | | | | | | | Avg.: | 106.92 |
| 3 | 36 | SCHEIBER Mario | AUT | Int1: 27.40 (3) | | | I1-I2: 17.73 (15) | | | 0.47 | | | | | | | | Sp1: | 121.66 (15) |
| | | | | Int2: 45.13 (5) | | | I2-I3: 11.42 (2) | | | 0.91 | | | | | | | | | |
| | | | | Int3: 56.55 (3) | | | I3-Fin: 17.52 (8) | | | 0.89 | | | | | | | | | |
| | | | | Fin: 1:14.07 (3) | | | | | | 1.01 | 29.75 | | | | | | | Avg.: | 106.05 |
| 4 | 33 | BUECHEL Marco | LIE | Int1: 27.53 (8) | | | I1-I2: 17.74 (16) | | | 0.60 | | | | | | | | Sp1: | 122.72 (8) |
| | | | | Int2: 45.27 (10) | | | I2-I3: 11.62 (20) | | | 1.05 | | | | | | | | | |
| | | | | Int3: 56.89 (9) | | | I3-Fin: 17.27 (1) | | | 1.23 | | | | | | | | | |
| | | | | Fin: 1:14.16 (4) | | | | | | 1.10 | 32.37 | | | | | | | Avg.: | 105.92 |
| 5 | 23 | DEFAGO Didier | SUI | Int1: 27.65 (10) | | | I1-I2: 17.64 (11) | | | 0.72 | | | | | | | | Sp1: | 121.24 (17) |
| | | | | Int2: 45.29 (11) | | | I2-I3: 11.36 (1) | | | 1.07 | | | | | | | | | |
| | | | | Int3: 56.65 (6) | | | I3-Fin: 17.52 (8) | | | 0.99 | | | | | | | | | |
| | | | | Fin: 1:14.17 (5) | | | | | | 1.11 | 32.65 | | | | | | | Avg.: | 105.91 |
| 6 | 30 | WALCHHOFFER Michael | AUT | Int1: 27.70 (12) | | | I1-I2: 17.56 (5) | | | 0.77 | | | | | | | | Sp1: | 123.15 (6) |
| | | | | Int2: 45.26 (9) | | | I2-I3: 11.49 (8) | | | 1.04 | | | | | | | | | |
| | | | | Int3: 56.75 (7) | | | I3-Fin: 17.45 (6) | | | 1.09 | | | | | | | | | |
| | | | | Fin: 1:14.20 (6) | | | | | | 1.14 | 33.52 | | | | | | | Avg.: | 105.87 |
| 7 | 16 | NYMAN Steven | USA | Int1: 27.51 (6) | | | I1-I2: 17.62 (8) | | | 0.58 | | | | | | | | Sp1: | 123.59 (5) |
| | | | | Int2: 45.13 (5) | | | I2-I3: 11.45 (5) | | | 0.91 | | | | | | | | | |
| | | | | Int3: 56.58 (4) | | | I3-Fin: 17.65 (17) | | | 0.92 | | | | | | | | | |
| | | | | Fin: 1:14.23 (7) | | | | | | 1.17 | 34.39 | | | | | | | Avg.: | 105.82 |
| 8 | 19 | BERTHOD Marc | SUI | Int1: 27.52 (7) | | | I1-I2: 17.52 (4) | | | 0.59 | | | | | | | | Sp1: | 120.82 (20) |
| | | | | Int2: 45.04 (3) | | | I2-I3: 11.60 (17) | | | 0.82 | | | | | | | | | |
| | | | | Int3: 56.64 (5) | | | I3-Fin: 17.61 (14) | | | 0.98 | | | | | | | | | |
| | | | | Fin: 1:14.25 (8) | | | | | | 1.19 | 34.97 | | | | | | | Avg.: | 105.79 |
| 9 | 17 | BOURQUE Francois | CAN | Int1: 27.44 (4) | | | I1-I2: 17.79 (23) | | | 0.51 | | | | | | | | Sp1: | 120.61 (21) |
| | | | | Int2: 45.23 (7) | | | I2-I3: 11.69 (22) | | | 1.01 | | | | | | | | | |
| | | | | Int3: 56.92 (10) | | | I3-Fin: 17.43 (5) | | | 1.26 | | | | | | | | | |
| | | | | Fin: 1:14.35 (9) | | | | | | 1.29 | 37.86 | | | | | | | Avg.: | 105.65 |
| 10 | 14 | STAUDACHER Patrick | ITA | Int1: 27.48 (5) | | | I1-I2: 17.60 (7) | | | 0.55 | | | | | | | | Sp1: | 121.03 (19) |
| | | | | Int2: 45.08 (4) | | | I2-I3: 11.79 (31) | | | 0.86 | | | | | | | | | |
| | | | | Int3: 56.87 (8) | | | I3-Fin: 17.52 (8) | | | 1.21 | | | | | | | | | |
| | | | | Fin: 1:14.39 (10) | | | | | | 1.33 | 39.01 | | | | | | | Avg.: | 105.59 |





VISA
BIRDS OF PREY



NORTH AMERICA'S DOWNHILL
BEAVER CREEK, COLORADO
MEN'S DOWNHILL, SUPER COMBINED
GIANT SLALOM & SLALOM
NOVEMBER 28-DECEMBER 3, 2006



Beaver Creek®



AUDI FIS SKI WORLD CUP 2006/07
1st MEN'S COMBINED DOWNHILL
PERFORMANCE ANALYSIS 1



Number of Competitors: 48

| Rank | Bib | Name | Nation | Positions | | | Partials | | | Difference | | Speed | | |
|------|-----|--------------------|--------|-------------------|------|------|--------------------|------|------|------------|---------|-------|------|------------------|
| | | | | Pos. | Time | Rank | Pos. | Time | Rank | Time | Dist(m) | Pos. | km/h | Rank |
| 11 | 28 | FILL Peter | ITA | Int1: 27.62 (9) | | | I1-I2: 17.63 (10) | | | 0.69 | | | | Sp1: |
| | | | | Int2: 45.25 (8) | | | I2-I3: 11.83 (32) | | | 1.03 | | | | |
| | | | | Int3: 57.08 (13) | | | I3-Fin: 17.33 (2) | | | 1.42 | | | | |
| | | | | Fin: 1:14.41 (11) | | | | | | 1.35 | 39.59 | | | Avg.: 105.57 |
| 12 | 25 | SPORN Andrej | SLO | Int1: 27.91 (19) | | | I1-I2: 17.57 (6) | | | 0.98 | | | | Sp1: 122.94 (7) |
| | | | | Int2: 45.48 (15) | | | I2-I3: 11.44 (3) | | | 1.26 | | | | |
| | | | | Int3: 56.92 (10) | | | I3-Fin: 17.63 (16) | | | 1.26 | | | | |
| | | | | Fin: 1:14.55 (12) | | | | | | 1.49 | 43.61 | | | Avg.: 105.37 |
| 13 | 22 | ZURBRIGGEN Silvan | SUI | Int1: 27.86 (17) | | | I1-I2: 17.79 (23) | | | 0.93 | | | | Sp1: 124.68 (3) |
| | | | | Int2: 45.65 (18) | | | I2-I3: 11.56 (13) | | | 1.43 | | | | |
| | | | | Int3: 57.21 (16) | | | I3-Fin: 17.55 (11) | | | 1.55 | | | | |
| | | | | Fin: 1:14.76 (13) | | | | | | 1.70 | 49.62 | | | Avg.: 105.07 |
| 14 | 37 | BERTRAND Yannick | FRA | Int1: 27.79 (14) | | | I1-I2: 17.87 (29) | | | 0.86 | | | | Sp1: 121.24 (17) |
| | | | | Int2: 45.66 (19) | | | I2-I3: 11.48 (7) | | | 1.44 | | | | |
| | | | | Int3: 57.14 (15) | | | I3-Fin: 17.72 (19) | | | 1.48 | | | | |
| | | | | Fin: 1:14.86 (14) | | | | | | 1.80 | 52.47 | | | Avg.: 104.93 |
| 15 | 27 | LIGETY Ted | USA | Int1: 28.01 (23) | | | I1-I2: 17.35 (3) | | | 1.08 | | | | Sp1: 122.29 (11) |
| | | | | Int2: 45.36 (12) | | | I2-I3: 11.60 (17) | | | 1.14 | | | | |
| | | | | Int3: 56.96 (12) | | | I3-Fin: 17.92 (30) | | | 1.30 | | | | |
| | | | | Fin: 1:14.88 (15) | | | | | | 1.82 | 53.03 | | | Avg.: 104.90 |
| 16 | 49 | KEPPLER Stephan | GER | Int1: 28.07 (26) | | | I1-I2: 17.67 (13) | | | 1.14 | | | | Sp1: 122.29 (11) |
| | | | | Int2: 45.74 (22) | | | I2-I3: 11.69 (22) | | | 1.52 | | | | |
| | | | | Int3: 57.43 (24) | | | I3-Fin: 17.57 (12) | | | 1.77 | | | | |
| | | | | Fin: 1:15.00 (16) | | | | | | 1.94 | 56.44 | | | Avg.: 104.74 |
| 17 | 53 | FISCHNALLER Roland | ITA | Int1: 28.08 (28) | | | I1-I2: 17.66 (12) | | | 1.15 | | | | Sp1: 119.59 (30) |
| | | | | Int2: 45.74 (22) | | | I2-I3: 11.58 (15) | | | 1.52 | | | | |
| | | | | Int3: 57.32 (17) | | | I3-Fin: 17.76 (22) | | | 1.66 | | | | |
| | | | | Fin: 1:15.08 (17) | | | | | | 2.02 | 58.71 | | | Avg.: 104.62 |
| 18 | 34 | GUAY Erik | CAN | Int1: 27.93 (20) | | | I1-I2: 17.77 (20) | | | 1.00 | | | | Sp1: 119.18 (33) |
| | | | | Int2: 45.70 (20) | | | I2-I3: 11.70 (24) | | | 1.48 | | | | |
| | | | | Int3: 57.40 (23) | | | I3-Fin: 17.69 (18) | | | 1.74 | | | | |
| | | | | Fin: 1:15.09 (18) | | | | | | 2.03 | 58.99 | | | Avg.: 104.61 |
| 18 | 10 | OLSSON Hans | SWE | Int1: 28.03 (24) | | | I1-I2: 17.77 (20) | | | 1.10 | | | | Sp1: 124.24 (4) |
| | | | | Int2: 45.80 (25) | | | I2-I3: 11.70 (24) | | | 1.58 | | | | |
| | | | | Int3: 57.50 (27) | | | I3-Fin: 17.59 (13) | | | 1.84 | | | | |
| | | | | Fin: 1:15.09 (18) | | | | | | 2.03 | 58.99 | | | Avg.: 104.61 |
| 20 | 26 | SVINDAL Aksel Lund | NOR | Int1: 27.81 (15) | | | I1-I2: 17.68 (14) | | | 0.88 | | | | Sp1: 124.91 (1) |
| | | | | Int2: 45.49 (16) | | | I2-I3: 11.60 (17) | | | 1.27 | | | | |
| | | | | Int3: 57.09 (14) | | | I3-Fin: 18.01 (34) | | | 1.43 | | | | |
| | | | | Fin: 1:15.10 (20) | | | | | | 2.04 | 59.27 | | | Avg.: 104.60 |

30-11-2006 / Beaver Creek (USA) / 1402

Page 2/5

Data Processing by LONGINES

www.fis-ski.com

LONGINES Timing

Generation Date: THU 30 NOV 2006


Time: 18:06

Document: 77A 1.0





VISA
BIRDS OF PREY



NORTH AMERICA'S DOWNHILL
BEAVER CREEK, COLORADO
MEN'S DOWNHILL, SUPER COMBINED
GIANT SLALOM & SLALOM
NOVEMBER 28-DECEMBER 3, 2006



Beaver Creek®



AUDI FIS SKI WORLD CUP 2006/07
1st MEN'S COMBINED DOWNHILL
PERFORMANCE ANALYSIS 1



Number of Competitors: 48

| Rank | Bib | Name | Nation | Positions | | | Partials | | | Difference | | Speed | | |
|------|-----|------------------------|--------|-----------|--------------|------|----------|------------|------|------------|---------|-------------|------|------|
| | | | | Pos. | Time | Rank | Pos. | Time | Rank | Time | Dist(m) | Pos. | km/h | Rank |
| 21 | 50 | SULLIVAN Marco | USA | Int1: | 28.07 (26) | | I1-I2: | 17.75 (18) | 1.14 | | Sp1: | 120.20 (25) | | |
| | | | | Int2: | 45.82 (26) | | I2-I3: | 11.57 (14) | 1.60 | | | | | |
| | | | | Int3: | 57.39 (22) | | I3-Fin: | 17.79 (24) | 1.73 | | | | | |
| | | | | Fin: | 1:15.18 (21) | | | | 2.12 | 61.53 | Avg.: | 104.49 | | |
| 22 | 46 | BOTTOLIER-LASQUIN Marc | FRA | Int1: | 27.99 (22) | | I1-I2: | 17.74 (16) | 1.06 | | Sp1: | 122.51 (10) | | |
| | | | | Int2: | 45.73 (21) | | I2-I3: | 11.73 (28) | 1.51 | | | | | |
| | | | | Int3: | 57.46 (26) | | I3-Fin: | 17.74 (20) | 1.80 | | | | | |
| | | | | Fin: | 1:15.20 (22) | | | | 2.14 | 62.09 | Avg.: | 104.46 | | |
| 22 | 7 | GORZA Ales | SLO | Int1: | 27.83 (16) | | I1-I2: | 17.62 (8) | 0.90 | | Sp1: | 118.38 (36) | | |
| | | | | Int2: | 45.45 (13) | | I2-I3: | 11.89 (38) | 1.23 | | | | | |
| | | | | Int3: | 57.34 (19) | | I3-Fin: | 17.86 (28) | 1.68 | | | | | |
| | | | | Fin: | 1:15.20 (22) | | | | 2.14 | 62.09 | Avg.: | 104.46 | | |
| 24 | 9 | KUCERA John | CAN | Int1: | 27.71 (13) | | I1-I2: | 17.75 (18) | 0.78 | | Sp1: | 118.38 (36) | | |
| | | | | Int2: | 45.46 (14) | | I2-I3: | 11.87 (35) | 1.24 | | | | | |
| | | | | Int3: | 57.33 (18) | | I3-Fin: | 17.96 (32) | 1.67 | | | | | |
| | | | | Fin: | 1:15.29 (24) | | | | 2.23 | 64.63 | Avg.: | 104.33 | | |
| 25 | 5 | HEEL Werner | ITA | Int1: | | | I1-I2: | | | | Sp1: | 122.08 (13) | | |
| | | | | Int2: | 46.10 (29) | | I2-I3: | 11.52 (11) | 1.88 | | | | | |
| | | | | Int3: | 57.62 (28) | | I3-Fin: | 17.78 (23) | 1.96 | | | | | |
| | | | | Fin: | 1:15.40 (25) | | | | 2.34 | 67.72 | Avg.: | 104.18 | | |
| 26 | 18 | GRANGE Jean-Baptiste | FRA | Int1: | 27.65 (10) | | I1-I2: | 17.90 (31) | 0.72 | | Sp1: | 119.18 (33) | | |
| | | | | Int2: | 45.55 (17) | | I2-I3: | 11.90 (40) | 1.33 | | | | | |
| | | | | Int3: | 57.45 (25) | | I3-Fin: | 18.02 (35) | 1.79 | | | | | |
| | | | | Fin: | 1:15.47 (26) | | | | 2.41 | 69.68 | Avg.: | 104.08 | | |
| 27 | 21 | BANK Ondrej | CZE | Int1: | 28.52 (35) | | I1-I2: | 17.85 (28) | 1.59 | | Sp1: | 119.79 (29) | | |
| | | | | Int2: | 46.37 (33) | | I2-I3: | 11.49 (8) | 2.15 | | | | | |
| | | | | Int3: | 57.86 (30) | | I3-Fin: | 17.62 (15) | 2.20 | | | | | |
| | | | | Fin: | 1:15.48 (27) | | | | 2.42 | 69.96 | Avg.: | 104.07 | | |
| 28 | 44 | BAUMANN Romed | AUT | Int1: | 28.10 (29) | | I1-I2: | 17.78 (22) | 1.17 | | Sp1: | 121.66 (15) | | |
| | | | | Int2: | 45.88 (27) | | I2-I3: | 11.49 (8) | 1.66 | | | | | |
| | | | | Int3: | 57.37 (21) | | I3-Fin: | 18.20 (39) | 1.71 | | | | | |
| | | | | Fin: | 1:15.57 (28) | | | | 2.51 | 72.47 | Avg.: | 103.95 | | |
| 29 | 56 | RAINER Niklas | SWE | Int1: | 27.90 (18) | | I1-I2: | 18.21 (39) | 0.97 | | Sp1: | 117.78 (39) | | |
| | | | | Int2: | 46.11 (30) | | I2-I3: | 11.71 (26) | 1.89 | | | | | |
| | | | | Int3: | 57.82 (29) | | I3-Fin: | 17.81 (25) | 2.16 | | | | | |
| | | | | Fin: | 1:15.63 (29) | | | | 2.57 | 74.15 | Avg.: | 103.86 | | |
| 30 | 32 | RAICH Benjamin | AUT | Int1: | 28.15 (30) | | I1-I2: | 18.03 (36) | 1.22 | | Sp1: | 120.41 (22) | | |
| | | | | Int2: | 46.18 (31) | | I2-I3: | 11.74 (30) | 1.96 | | | | | |
| | | | | Int3: | 57.92 (33) | | I3-Fin: | 17.74 (20) | 2.26 | | | | | |
| | | | | Fin: | 1:15.66 (30) | | | | 2.60 | 74.98 | Avg.: | 103.82 | | |

30-11-2006 / Beaver Creek (USA) / 1402

Page 3/5

Data Processing by LONGINES

www.fis-ski.com

LONGINES Timing

Generation Date: THU 30 NOV 2006


Time: 18:06

Document: 77A 1.0





VISA
BIRDS OF PREY



NORTH AMERICA'S DOWNHILL
BEAVER CREEK, COLORADO
MEN'S DOWNHILL, SUPER COMBINED
GIANT SLALOM & SLALOM
NOVEMBER 28-DECEMBER 3, 2006



AUDI FIS SKI WORLD CUP 2006/07
1st MEN'S COMBINED DOWNHILL
PERFORMANCE ANALYSIS 1




Number of Competitors: 48

| Rank | Bib | Name | Nation | Positions | | | Partials | | | Difference | | Speed | | |
|------|-----|---------------------|--------|-------------------|------|------|--------------------|------|------|------------|---------|------------------|------|------|
| | | | | Pos. | Time | Rank | Pos. | Time | Rank | Time | Dist(m) | Pos. | km/h | Rank |
| 31 | 57 | PAQUIN Pierre | FRA | Int1: 28.03 (24) | | | I1-I2: 17.99 (34) | | | 1.10 | | Sp1: 117.00 (40) | | |
| | | | | Int2: 46.02 (28) | | | I2-I3: 11.86 (34) | | | 1.80 | | | | |
| | | | | Int3: 57.88 (31) | | | I3-Fin: 18.03 (36) | | | 2.22 | | | | |
| | | | | Fin: 1:15.91 (31) | | | | | | 2.85 | 81.92 | Avg.: 103.48 | | |
| 31 | 31 | SCHOENFELDER Rainer | AUT | Int1: 27.95 (21) | | | I1-I2: 17.83 (26) | | | 1.02 | | Sp1: 120.41 (22) | | |
| | | | | Int2: 45.78 (24) | | | I2-I3: 11.58 (15) | | | 1.56 | | | | |
| | | | | Int3: 57.36 (20) | | | I3-Fin: 18.55 (45) | | | 1.70 | | | | |
| | | | | Fin: 1:15.91 (31) | | | | | | 2.85 | 81.92 | Avg.: 103.48 | | |
| 33 | 11 | MYHRE Lars | NOR | Int1: 28.39 (33) | | | I1-I2: 17.97 (33) | | | 1.46 | | Sp1: 122.08 (13) | | |
| | | | | Int2: 46.36 (32) | | | I2-I3: 11.93 (41) | | | 2.14 | | | | |
| | | | | Int3: 58.29 (35) | | | I3-Fin: 17.93 (31) | | | 2.63 | | | | |
| | | | | Fin: 1:16.22 (33) | | | | | | 3.16 | 90.46 | Avg.: 103.06 | | |
| 34 | 20 | ALBRECHT Daniel | SUI | Int1: 29.41 (47) | | | I1-I2: 17.79 (23) | | | 2.48 | | Sp1: 120.20 (25) | | |
| | | | | Int2: 47.20 (45) | | | I2-I3: 11.68 (21) | | | 2.98 | | | | |
| | | | | Int3: 58.88 (41) | | | I3-Fin: 17.49 (7) | | | 3.22 | | | | |
| | | | | Fin: 1:16.37 (34) | | | | | | 3.31 | 94.57 | Avg.: 102.86 | | |
| 35 | 1 | BAXTER Noel | GBR | Int1: 28.80 (40) | | | I1-I2: 18.10 (37) | | | 1.87 | | Sp1: 120.20 (25) | | |
| | | | | Int2: 46.90 (39) | | | I2-I3: 11.73 (28) | | | 2.68 | | | | |
| | | | | Int3: 58.63 (36) | | | I3-Fin: 17.81 (25) | | | 2.97 | | | | |
| | | | | Fin: 1:16.44 (35) | | | | | | 3.38 | 96.48 | Avg.: 102.76 | | |
| 36 | 40 | MICKEL Finlay | GBR | Int1: 28.65 (37) | | | I1-I2: 18.30 (41) | | | 1.72 | | Sp1: 119.59 (30) | | |
| | | | | Int2: 46.95 (41) | | | I2-I3: 11.88 (37) | | | 2.73 | | | | |
| | | | | Int3: 58.83 (40) | | | I3-Fin: 17.90 (29) | | | 3.17 | | | | |
| | | | | Fin: 1:16.73 (36) | | | | | | 3.67 | 104.37 | Avg.: 102.37 | | |
| 37 | 54 | EISATH Florian | ITA | Int1: 28.44 (34) | | | I1-I2: 18.50 (44) | | | 1.51 | | Sp1: 114.89 (45) | | |
| | | | | Int2: 46.94 (40) | | | I2-I3: 12.01 (43) | | | 2.72 | | | | |
| | | | | Int3: 58.95 (43) | | | I3-Fin: 17.85 (27) | | | 3.29 | | | | |
| | | | | Fin: 1:16.80 (37) | | | | | | 3.74 | 106.26 | Avg.: 102.28 | | |
| 37 | 43 | GIRARDI Walter | ITA | Int1: 28.87 (42) | | | I1-I2: 17.91 (32) | | | 1.94 | | Sp1: 124.91 (1) | | |
| | | | | Int2: 46.78 (38) | | | I2-I3: 11.89 (38) | | | 2.56 | | | | |
| | | | | Int3: 58.67 (37) | | | I3-Fin: 18.13 (38) | | | 3.01 | | | | |
| | | | | Fin: 1:16.80 (37) | | | | | | 3.74 | 106.26 | Avg.: 102.28 | | |
| 39 | 47 | LANZINGER Matthias | AUT | Int1: 28.20 (32) | | | I1-I2: 18.37 (42) | | | 1.27 | | Sp1: 119.38 (32) | | |
| | | | | Int2: 46.57 (35) | | | I2-I3: 11.71 (26) | | | 2.35 | | | | |
| | | | | Int3: 58.28 (34) | | | I3-Fin: 18.59 (46) | | | 2.62 | | | | |
| | | | | Fin: 1:16.87 (39) | | | | | | 3.81 | 108.15 | Avg.: 102.19 | | |
| 40 | 55 | BYGGMARK Jens | SWE | Int1: 28.71 (39) | | | I1-I2: 18.27 (40) | | | 1.78 | | Sp1: 118.18 (38) | | |
| | | | | Int2: 46.98 (42) | | | I2-I3: 11.96 (42) | | | 2.76 | | | | |
| | | | | Int3: 58.94 (42) | | | I3-Fin: 17.96 (32) | | | 3.28 | | | | |
| | | | | Fin: 1:16.90 (40) | | | | | | 3.84 | 108.96 | Avg.: 102.15 | | |





VISA BIRDS OF PREY



NORTH AMERICA'S DOWNHILL
BEAVER CREEK, COLORADO
MEN'S DOWNHILL, SUPER COMBINED
GIANT SLALOM & SLALOM
NOVEMBER 28-DECEMBER 3, 2006



AUDI FIS SKI WORLD CUP 2006/07 1st MEN'S COMBINED DOWNHILL PERFORMANCE ANALYSIS 1



Number of Competitors: 48

| Rank | Bib | Name | Nation | Positions | | | Partials | | | Difference | | Speed | | |
|------|-----|-------------------|--------|-----------|--------------|------|----------|------------|------|------------|---------|-------------|------|------|
| | | | | Pos. | Time | Rank | Pos. | Time | Rank | Time | Dist(m) | Pos. | km/h | Rank |
| 41 | 64 | SEMPLE Ryan | CAN | Int1: | 28.16 (31) | | I1-I2: | 18.41 (43) | 1.23 | | Sp1: | 117.00 (40) | | |
| | | | | Int2: | 46.57 (35) | | I2-I3: | 12.10 (44) | 2.35 | | | | | |
| | | | | Int3: | 58.67 (37) | | I3-Fin: | 18.27 (41) | 3.01 | | | | | |
| | | | | Fin: | 1:16.94 (41) | | | | 3.88 | 110.04 | Avg.: | 102.10 | | |
| 42 | 52 | CLAREY Johan | FRA | Int1: | 29.05 (45) | | I1-I2: | 18.13 (38) | 2.12 | | Sp1: | 120.20 (25) | | |
| | | | | Int2: | 47.18 (44) | | I2-I3: | 11.85 (33) | 2.96 | | | | | |
| | | | | Int3: | 59.03 (45) | | I3-Fin: | 18.08 (37) | 3.37 | | | | | |
| | | | | Fin: | 1:17.11 (42) | | | | 4.05 | 114.60 | Avg.: | 101.87 | | |
| 43 | 58 | ZRNCIC-DIM Natko | CRO | Int1: | 29.22 (46) | | I1-I2: | 17.88 (30) | 2.29 | | Sp1: | 118.58 (35) | | |
| | | | | Int2: | 47.10 (43) | | I2-I3: | 11.87 (35) | 2.88 | | | | | |
| | | | | Int3: | 58.97 (44) | | I3-Fin: | 18.29 (42) | 3.31 | | | | | |
| | | | | Fin: | 1:17.26 (43) | | | | 4.20 | 118.62 | Avg.: | 101.67 | | |
| 44 | 63 | DREIER Christoph | AUT | Int1: | 28.70 (38) | | I1-I2: | 18.00 (35) | 1.77 | | Sp1: | 116.22 (42) | | |
| | | | | Int2: | 46.70 (37) | | I2-I3: | 12.10 (44) | 2.48 | | | | | |
| | | | | Int3: | 58.80 (39) | | I3-Fin: | 18.51 (44) | 3.14 | | | | | |
| | | | | Fin: | 1:17.31 (44) | | | | 4.25 | 119.95 | Avg.: | 101.61 | | |
| 45 | 68 | SIMONCELLI Davide | ITA | Int1: | 28.86 (41) | | I1-I2: | | 1.93 | | Sp1: | | | |
| | | | | Int2: | | | I2-I3: | | 3.66 | | | | | |
| | | | | Int3: | 59.32 (46) | | I3-Fin: | 18.23 (40) | 4.49 | 126.33 | Avg.: | 101.29 | | |
| | | | | Fin: | 1:17.55 (45) | | | | | | | | | |
| 46 | 66 | TREJBAL Filip | CZE | Int1: | 29.00 (44) | | I1-I2: | 18.69 (45) | 2.07 | | Sp1: | 115.27 (44) | | |
| | | | | Int2: | 47.69 (46) | | I2-I3: | 12.14 (46) | 3.47 | | | | | |
| | | | | Int3: | 59.83 (47) | | I3-Fin: | 18.50 (43) | 4.17 | | | | | |
| | | | | Fin: | 1:18.33 (46) | | | | 5.27 | 146.80 | Avg.: | 100.28 | | |
| 47 | 48 | BRANCH Craig | AUS | Int1: | 28.55 (36) | | I1-I2: | 17.83 (26) | 1.62 | | Sp1: | 120.41 (22) | | |
| | | | | Int2: | 46.38 (34) | | I2-I3: | 11.53 (12) | 2.16 | | | | | |
| | | | | Int3: | 57.91 (32) | | I3-Fin: | 20.81 (48) | 2.25 | | | | | |
| | | | | Fin: | 1:18.72 (47) | | | | 5.66 | 156.89 | Avg.: | 99.79 | | |
| 48 | 65 | COCHRAN Jimmy | USA | Int1: | 28.99 (43) | | I1-I2: | 18.88 (46) | 2.06 | | Sp1: | 116.22 (42) | | |
| | | | | Int2: | 47.87 (47) | | I2-I3: | 12.48 (47) | 3.65 | | | | | |
| | | | | Int3: | 1:00.35 (48) | | I3-Fin: | 18.76 (47) | 4.69 | | | | | |
| | | | | Fin: | 1:19.11 (48) | | | | 6.05 | 166.87 | Avg.: | 99.29 | | |

LEGEND

Pos Intermediate or Speed Position **Dist(m)** Distance behind the first **Int2:** Intermediate 2 **Sp1:** Speed Trap 1
Avg. Average Speed for the race **Int1:** Intermediate 1 **Int3:** Intermediate 3 **Fin:** Finish

30-11-2006 / Beaver Creek (USA) / 1402

Page 5/5

Data Processing by LONGINES

www.fis-ski.com

LONGINES Timing

Generation Date: THU 30 NOV 2006


Time: 18:06

Document: 77A 1.0





VISA
BIRDS OF PREY



NORTH AMERICA'S DOWNHILL
BEAVER CREEK, COLORADO
MEN'S DOWNHILL, SUPER COMBINED
GIANT SLALOM & SLALOM
NOVEMBER 28-DECEMBER 3, 2006



AUDI FIS SKI WORLD CUP 2006/07
1st MEN'S COMBINED DOWNHILL
PERFORMANCE ANALYSIS 2




Number of Competitors: 68

| Bib | Name | Nation | Positions | | | Partials | | | Difference | | Speed | | |
|-----|------------------|--------|---|--|------------------------------|----------|----------------------------------|------|------------|---------|-------|------|------|
| | | | Pos. | Time | Rank | Pos. | Time | Rank | Time | Dist(m) | Pos. | km/h | Rank |
| 1 | BAXTER Noel | GBR | Int1: 28.80 (55) Int2: 46.90 (51) Int3: 58.63 (47) Fin: 1:16.44 (35) | I1-I2: 18.10 (45) I2-I3: 11.73 (37) I3-Fin: 17.81 (28) | 1.87 2.68 2.97 3.38 | 96.48 | Sp1: 120.20 (32) Avg.: 102.76 | | | | | | |
| 2 | BRAUER Jono | AUS | Int1: 27.63 (13) Int2: Int3: Fin: DNF | I1-I2: I2-I3: I3-Fin: | 0.70 | | Sp1: Avg.: | | | | | | |
| 3 | MATT Mario | AUT | Int1: Int2: Int3: Fin: DNF | I1-I2: I2-I3: I3-Fin: | | | Sp1: Avg.: | | | | | | |
| 4 | THEAUX Adrien | FRA | Int1: 27.33 (3) Int2: 45.09 (7) Int3: 56.84 (10) Fin: DNF | I1-I2: 17.76 (24) I2-I3: 11.75 (40) I3-Fin: | 0.40 0.87 1.18 | | Sp1: 119.18 (41) Avg.: | | | | | | |
| 5 | HEEL Werner | ITA | Int1: 46.10 (37) Int2: 57.62 (36) Int3: 1:15.40 (25) Fin: | I1-I2: I2-I3: 11.52 (14) I3-Fin: 17.78 (26) | 1.88 1.96 2.34 | 67.72 | Sp1: 122.08 (16) Avg.: 104.18 | | | | | | |
| 6 | HOFFMANN Ambrosi | SUI | Int1: 27.43 (6) Int2: 45.06 (5) Int3: 56.65 (7) Fin: DQ | I1-I2: 17.63 (11) I2-I3: 11.59 (21) I3-Fin: 18.31 (50) | 0.50 0.84 0.99 | | Sp1: 121.03 (25) Avg.: | | | | | | |
| 7 | GORZA Ales | SLO | Int1: 27.83 (22) Int2: 45.45 (16) Int3: 57.34 (24) Fin: 1:15.20 (22) | I1-I2: 17.62 (9) I2-I3: 11.89 (52) I3-Fin: 17.86 (31) | 0.90 1.23 1.68 2.14 | 62.09 | Sp1: 118.38 (47) Avg.: 104.46 | | | | | | |
| 8 | JERMAN Andrej | SLO | Int1: 27.37 (4) Int2: Int3: Fin: DNF | I1-I2: I2-I3: I3-Fin: | 0.44 | | Sp1: Avg.: | | | | | | |
| 9 | KUCERA John | CAN | Int1: 27.71 (18) Int2: 45.46 (17) Int3: 57.33 (23) Fin: 1:15.29 (24) | I1-I2: 17.75 (21) I2-I3: 11.87 (48) I3-Fin: 17.96 (35) | 0.78 1.24 1.67 2.23 | 64.63 | Sp1: 118.38 (47) Avg.: 104.33 | | | | | | |
| 10 | OLSSON Hans | SWE | Int1: 28.03 (32) Int2: 45.80 (31) Int3: 57.50 (34) Fin: 1:15.09 (18) | I1-I2: 17.77 (26) I2-I3: 11.70 (31) I3-Fin: 17.59 (15) | 1.10 1.58 1.84 2.03 | 58.99 | Sp1: 124.24 (4) Avg.: 104.61 | | | | | | |





VISA
BIRDS OF PREY



NORTH AMERICA'S DOWNHILL
BEAVER CREEK, COLORADO
MEN'S DOWNHILL, SUPER COMBINED
GIANT SLALOM & SLALOM
NOVEMBER 28-DECEMBER 3, 2006



AUDI FIS SKI WORLD CUP 2006/07
1st MEN'S COMBINED DOWNHILL
PERFORMANCE ANALYSIS 2




Number of Competitors: 68

| Bib | Name | Nation | Positions | | | Partials | | | Difference | | Speed | | | | | |
|-----|----------------------|--------|------------------|------------------|------------------|-------------------|-------------------|-------------------|--------------------|---------|-------|------|------|-------|------------------|--------------|
| | | | Pos. | Time | Rank | Pos. | Time | Rank | Time | Dist(m) | Pos. | km/h | Rank | | | |
| 11 | MYHRE Lars | NOR | Int1: 28.39 (45) | Int2: 46.36 (41) | Int3: 58.29 (45) | Fin: 1:16.22 (33) | I1-I2: 17.97 (40) | I2-I3: 11.93 (55) | I3-Fin: 17.93 (34) | 1.46 | 2.14 | 2.63 | 3.16 | 90.46 | Sp1: 122.08 (16) | Avg.: 103.06 |
| 12 | GRUBER Christoph | AUT | Int1: 27.29 (2) | Int2: 44.62 (3) | Int3: 56.09 (3) | Fin: 1:13.47 (2) | I1-I2: 17.33 (2) | I2-I3: 11.47 (7) | I3-Fin: 17.38 (3) | 0.36 | 0.40 | 0.43 | 0.41 | 12.18 | Sp1: 122.72 (10) | Avg.: 106.92 |
| 13 | KERNEN Bruno | SUI | Int1: 28.05 (35) | Int2: 45.61 (22) | Int3: 57.16 (20) | Fin: DQ | I1-I2: 17.56 (5) | I2-I3: 11.55 (16) | I3-Fin: 17.49 (7) | 1.12 | 1.39 | 1.50 | | | Sp1: 121.66 (19) | Avg.: |
| 14 | STAUDACHER Patrick | ITA | Int1: 27.48 (8) | Int2: 45.08 (6) | Int3: 56.87 (11) | Fin: 1:14.39 (10) | I1-I2: 17.60 (8) | I2-I3: 11.79 (42) | I3-Fin: 17.52 (10) | 0.55 | 0.86 | 1.21 | 1.33 | 39.01 | Sp1: 121.03 (25) | Avg.: 105.59 |
| 15 | LARSSON Markus | SWE | Int1: 28.58 (50) | Int2: 46.80 (50) | Int3: 58.51 (46) | Fin: DQ | I1-I2: 18.22 (48) | I2-I3: 11.71 (34) | I3-Fin: 18.08 (40) | 1.65 | 2.58 | 2.85 | | | Sp1: 123.15 (6) | Avg.: |
| 16 | NYMAN Steven | USA | Int1: 27.51 (9) | Int2: 45.13 (8) | Int3: 56.58 (5) | Fin: 1:14.23 (7) | I1-I2: 17.62 (9) | I2-I3: 11.45 (6) | I3-Fin: 17.65 (20) | 0.58 | 0.91 | 0.92 | 1.17 | 34.39 | Sp1: 123.59 (5) | Avg.: 105.82 |
| 17 | BOURQUE Francois | CAN | Int1: 27.44 (7) | Int2: 45.23 (10) | Int3: 56.92 (13) | Fin: 1:14.35 (9) | I1-I2: 17.79 (29) | I2-I3: 11.69 (29) | I3-Fin: 17.43 (5) | 0.51 | 1.01 | 1.26 | 1.29 | 37.86 | Sp1: 120.61 (28) | Avg.: 105.65 |
| 18 | GRANGE Jean-Baptiste | FRA | Int1: 27.65 (14) | Int2: 45.55 (20) | Int3: 57.45 (32) | Fin: 1:15.47 (26) | I1-I2: 17.90 (38) | I2-I3: 11.90 (54) | I3-Fin: 18.02 (38) | 0.72 | 1.33 | 1.79 | 2.41 | 69.68 | Sp1: 119.18 (41) | Avg.: 104.08 |
| 19 | BERTHOD Marc | SUI | Int1: 27.52 (10) | Int2: 45.04 (4) | Int3: 56.64 (6) | Fin: 1:14.25 (8) | I1-I2: 17.52 (4) | I2-I3: 11.60 (22) | I3-Fin: 17.61 (16) | 0.59 | 0.82 | 0.98 | 1.19 | 34.97 | Sp1: 120.82 (27) | Avg.: 105.79 |
| 20 | ALBRECHT Daniel | SUI | Int1: 29.41 (64) | Int2: 47.20 (59) | Int3: 58.88 (54) | Fin: 1:16.37 (34) | I1-I2: 17.79 (29) | I2-I3: 11.68 (27) | I3-Fin: 17.49 (7) | 2.48 | 2.98 | 3.22 | 3.31 | 94.57 | Sp1: 120.20 (32) | Avg.: 102.86 |





VISA
BIRDS OF PREY



NORTH AMERICA'S DOWNHILL
BEAVER CREEK, COLORADO
MEN'S DOWNHILL, SUPER COMBINED
GIANT SLALOM & SLALOM
NOVEMBER 28-DECEMBER 3, 2006



AUDI FIS SKI WORLD CUP 2006/07
1st MEN'S COMBINED DOWNHILL
PERFORMANCE ANALYSIS 2




Number of Competitors: 68

| Bib | Name | Nation | Positions | | | Partials | | | Difference | | Speed | | |
|-----|--------------------|--------|-------------------|------|------|--------------------|------|------|------------|---------|------------------|------|------|
| | | | Pos. | Time | Rank | Pos. | Time | Rank | Time | Dist(m) | Pos. | km/h | Rank |
| 21 | BANK Ondrej | CZE | Int1: 28.52 (48) | | | I1-I2: 17.85 (34) | | | 1.59 | | Sp1: 119.79 (37) | | |
| | | | Int2: 46.37 (42) | | | I2-I3: 11.49 (11) | | | 2.15 | | | | |
| | | | Int3: 57.86 (38) | | | I3-Fin: 17.62 (17) | | | 2.20 | | | | |
| | | | Fin: 1:15.48 (27) | | | | | | 2.42 | 69.96 | Avg.: 104.07 | | |
| 22 | ZURBRIGGEN Silvan | SUI | Int1: 27.86 (23) | | | I1-I2: 17.79 (29) | | | 0.93 | | Sp1: 124.68 (3) | | |
| | | | Int2: 45.65 (23) | | | I2-I3: 11.56 (17) | | | 1.43 | | | | |
| | | | Int3: 57.21 (21) | | | I3-Fin: 17.55 (13) | | | 1.55 | | | | |
| | | | Fin: 1:14.76 (13) | | | | | | 1.70 | 49.62 | Avg.: 105.07 | | |
| 23 | DEFAGO Didier | SUI | Int1: 27.65 (14) | | | I1-I2: 17.64 (13) | | | 0.72 | | Sp1: 121.24 (22) | | |
| | | | Int2: 45.29 (14) | | | I2-I3: 11.36 (1) | | | 1.07 | | | | |
| | | | Int3: 56.65 (7) | | | I3-Fin: 17.52 (10) | | | 0.99 | | | | |
| | | | Fin: 1:14.17 (5) | | | | | | 1.11 | 32.65 | Avg.: 105.91 | | |
| 24 | BOURGEAT Pierrick | FRA | Int1: 28.17 (42) | | | I1-I2: 17.76 (24) | | | 1.24 | | Sp1: 122.94 (8) | | |
| | | | Int2: 45.93 (35) | | | I2-I3: 11.44 (3) | | | 1.71 | | | | |
| | | | Int3: 57.37 (26) | | | I3-Fin: 19.31 (57) | | | 1.71 | | | | |
| | | | Fin: DQ | | | | | | | | Avg.: | | |
| 25 | SPORN Andrej | SLO | Int1: 27.91 (26) | | | I1-I2: 17.57 (7) | | | 0.98 | | Sp1: 122.94 (8) | | |
| | | | Int2: 45.48 (18) | | | I2-I3: 11.44 (3) | | | 1.26 | | | | |
| | | | Int3: 56.92 (13) | | | I3-Fin: 17.63 (19) | | | 1.26 | | | | |
| | | | Fin: 1:14.55 (12) | | | | | | 1.49 | 43.61 | Avg.: 105.37 | | |
| 26 | SVINDAL Aksel Lund | NOR | Int1: 27.81 (21) | | | I1-I2: 17.68 (16) | | | 0.88 | | Sp1: 124.91 (1) | | |
| | | | Int2: 45.49 (19) | | | I2-I3: 11.60 (22) | | | 1.27 | | | | |
| | | | Int3: 57.09 (18) | | | I3-Fin: 18.01 (37) | | | 1.43 | | | | |
| | | | Fin: 1:15.10 (20) | | | | | | 2.04 | 59.27 | Avg.: 104.60 | | |
| 27 | LIGETY Ted | USA | Int1: 28.01 (30) | | | I1-I2: 17.35 (3) | | | 1.08 | | Sp1: 122.29 (14) | | |
| | | | Int2: 45.36 (15) | | | I2-I3: 11.60 (22) | | | 1.14 | | | | |
| | | | Int3: 56.96 (15) | | | I3-Fin: 17.92 (33) | | | 1.30 | | | | |
| | | | Fin: 1:14.88 (15) | | | | | | 1.82 | 53.03 | Avg.: 104.90 | | |
| 28 | FILL Peter | ITA | Int1: 27.62 (12) | | | I1-I2: 17.63 (11) | | | 0.69 | | Sp1: | | |
| | | | Int2: 45.25 (11) | | | I2-I3: 11.83 (43) | | | 1.03 | | | | |
| | | | Int3: 57.08 (17) | | | I3-Fin: 17.33 (2) | | | 1.42 | | | | |
| | | | Fin: 1:14.41 (11) | | | | | | 1.35 | 39.59 | Avg.: 105.57 | | |
| 29 | MILLER Bode | USA | Int1: 26.93 (1) | | | I1-I2: 17.29 (1) | | | 0.00 | | Sp1: | | |
| | | | Int2: 44.22 (1) | | | I2-I3: 11.44 (3) | | | 0.00 | | | | |
| | | | Int3: 55.66 (1) | | | I3-Fin: 17.40 (4) | | | 0.00 | | | | |
| | | | Fin: 1:13.06 (1) | | | | | | 0.00 | 0.00 | Avg.: 107.52 | | |
| 30 | WALCHHOFER Michael | AUT | Int1: 27.70 (17) | | | I1-I2: 17.56 (5) | | | 0.77 | | Sp1: 123.15 (6) | | |
| | | | Int2: 45.26 (12) | | | I2-I3: 11.49 (11) | | | 1.04 | | | | |
| | | | Int3: 56.75 (9) | | | I3-Fin: 17.45 (6) | | | 1.09 | | | | |
| | | | Fin: 1:14.20 (6) | | | | | | 1.14 | 33.52 | Avg.: 105.87 | | |



VISA
BIRDS OF PREY



NORTH AMERICA'S DOWNHILL
BEAVER CREEK, COLORADO
MEN'S DOWNHILL, SUPER COMBINED
GIANT SLALOM & SLALOM
NOVEMBER 28-DECEMBER 3, 2006



AUDI FIS SKI WORLD CUP 2006/07
1st MEN'S COMBINED DOWNHILL
PERFORMANCE ANALYSIS 2




Number of Competitors: 68

| Bib | Name | Nation | Positions | | | Partials | | | Difference | | Speed | | |
|-----|-----------------------|--------|-------------------|------|------|--------------------|------|------|------------|---------|------------------|------|------|
| | | | Pos. | Time | Rank | Pos. | Time | Rank | Time | Dist(m) | Pos. | km/h | Rank |
| 31 | SCHOENFELDER Rainer | AUT | Int1: 27.95 (28) | | | I1-I2: 17.83 (32) | | | 1.02 | | Sp1: 120.41 (29) | | |
| | | | Int2: 45.78 (30) | | | I2-I3: 11.58 (19) | | | 1.56 | | | | |
| | | | Int3: 57.36 (25) | | | I3-Fin: 18.55 (53) | | | 1.70 | | | | |
| | | | Fin: 1:15.91 (31) | | | | | | 2.85 | 81.92 | Avg.: 103.48 | | |
| 32 | RAICH Benjamin | AUT | Int1: 28.15 (40) | | | I1-I2: 18.03 (43) | | | 1.22 | | Sp1: 120.41 (29) | | |
| | | | Int2: 46.18 (40) | | | I2-I3: 11.74 (39) | | | 1.96 | | | | |
| | | | Int3: 57.92 (42) | | | I3-Fin: 17.74 (23) | | | 2.26 | | | | |
| | | | Fin: 1:15.66 (30) | | | | | | 2.60 | 74.98 | Avg.: 103.82 | | |
| 33 | BUECHEL Marco | LIE | Int1: 27.53 (11) | | | I1-I2: 17.74 (19) | | | 0.60 | | Sp1: 122.72 (10) | | |
| | | | Int2: 45.27 (13) | | | I2-I3: 11.62 (26) | | | 1.05 | | | | |
| | | | Int3: 56.89 (12) | | | I3-Fin: 17.27 (1) | | | 1.23 | | | | |
| | | | Fin: 1:14.16 (4) | | | | | | 1.10 | 32.37 | Avg.: 105.92 | | |
| 34 | GUAY Erik | CAN | Int1: 27.93 (27) | | | I1-I2: 17.77 (26) | | | 1.00 | | Sp1: 119.18 (41) | | |
| | | | Int2: 45.70 (25) | | | I2-I3: 11.70 (31) | | | 1.48 | | | | |
| | | | Int3: 57.40 (29) | | | I3-Fin: 17.69 (21) | | | 1.74 | | | | |
| | | | Fin: 1:15.09 (18) | | | | | | 2.03 | 58.99 | Avg.: 104.61 | | |
| 35 | REICHELTHANNES Hannes | AUT | Int1: 28.01 (30) | | | I1-I2: 17.89 (37) | | | 1.08 | | Sp1: 118.38 (47) | | |
| | | | Int2: 45.90 (34) | | | I2-I3: 11.70 (31) | | | 1.68 | | | | |
| | | | Int3: 57.60 (35) | | | I3-Fin: | | | 1.94 | | | | |
| | | | Fin: DNF | | | | | | | | Avg.: | | |
| 36 | SCHEIBER Mario | AUT | Int1: 27.40 (5) | | | I1-I2: 17.73 (18) | | | 0.47 | | Sp1: 121.66 (19) | | |
| | | | Int2: 45.13 (8) | | | I2-I3: 11.42 (2) | | | 0.91 | | | | |
| | | | Int3: 56.55 (4) | | | I3-Fin: 17.52 (10) | | | 0.89 | | | | |
| | | | Fin: 1:14.07 (3) | | | | | | 1.01 | 29.75 | Avg.: 106.05 | | |
| 37 | BERTRAND Yannick | FRA | Int1: 27.79 (20) | | | I1-I2: 17.87 (35) | | | 0.86 | | Sp1: 121.24 (22) | | |
| | | | Int2: 45.66 (24) | | | I2-I3: 11.48 (9) | | | 1.44 | | | | |
| | | | Int3: 57.14 (19) | | | I3-Fin: 17.72 (22) | | | 1.48 | | | | |
| | | | Fin: 1:14.86 (14) | | | | | | 1.80 | 52.47 | Avg.: 104.93 | | |
| 38 | CUCHE Didier | SUI | Int1: | | | I1-I2: | | | 0.25 | | Sp1: 121.24 (22) | | |
| | | | Int2: 44.47 (2) | | | I2-I3: 11.47 (7) | | | 0.28 | | | | |
| | | | Int3: 55.94 (2) | | | I3-Fin: 17.62 (17) | | | | | | | |
| | | | Fin: DQ | | | | | | | | Avg.: | | |
| 39 | GRUENENFELDER Tobias | SUI | Int1: 27.74 (19) | | | I1-I2: 18.91 (61) | | | 0.81 | | Sp1: 92.36 (61) | | |
| | | | Int2: 46.65 (47) | | | I2-I3: | | | 2.43 | | | | |
| | | | Int3: | | | I3-Fin: | | | | | | | |
| | | | Fin: DNF | | | | | | | | Avg.: | | |
| 40 | MICKEL Finlay | GBR | Int1: 28.65 (51) | | | I1-I2: 18.30 (52) | | | 1.72 | | Sp1: 119.59 (38) | | |
| | | | Int2: 46.95 (54) | | | I2-I3: 11.88 (51) | | | 2.73 | | | | |
| | | | Int3: 58.83 (52) | | | I3-Fin: 17.90 (32) | | | 3.17 | | | | |
| | | | Fin: 1:16.73 (36) | | | | | | 3.67 | 104.37 | Avg.: 102.37 | | |



VISA
BIRDS OF PREY



NORTH AMERICA'S DOWNHILL
BEAVER CREEK, COLORADO
MEN'S DOWNHILL, SUPER COMBINED
GIANT SLALOM & SLALOM
NOVEMBER 28-DECEMBER 3, 2006



AUDI FIS SKI WORLD CUP 2006/07
1st MEN'S COMBINED DOWNHILL
PERFORMANCE ANALYSIS 2




Number of Competitors: 68

| Bib | Name | Nation | Positions | | | Partials | | | Difference | | Speed | | |
|-----|-------------------------|--------|-------------------|------|------|--------------------|------|------|------------|---------|------------------|--------|------|
| | | | Pos. | Time | Rank | Pos. | Time | Rank | Time | Dist(m) | Pos. | km/h | Rank |
| 41 | MACARTNEY Scott | USA | Int1: 27.69 (16) | | | I1-I2: 18.03 (43) | | | 0.76 | | Sp1: 122.51 (12) | | |
| | | | Int2: 45.72 (26) | | | I2-I3: 11.68 (27) | | | 1.50 | | | | |
| | | | Int3: 57.40 (29) | | | I3-Fin: 18.19 (44) | | | 1.74 | | | | |
| | | | Fin: DQ | | | | | | | | Avg.: | | |
| 42 | OSBORNE-PARADIS Manuel | CAN | Int1: 28.35 (44) | | | I1-I2: 18.65 (57) | | | 1.42 | | Sp1: 120.00 (36) | | |
| | | | Int2: 47.00 (56) | | | I2-I3: 11.85 (44) | | | 2.78 | | | | |
| | | | Int3: 58.85 (53) | | | I3-Fin: 18.19 (44) | | | 3.19 | | | | |
| | | | Fin: DNF | | | | | | | | Avg.: | | |
| 43 | GIRARDI Walter | ITA | Int1: 28.87 (57) | | | I1-I2: 17.91 (39) | | | 1.94 | | Sp1: 124.91 (1) | | |
| | | | Int2: 46.78 (49) | | | I2-I3: 11.89 (52) | | | 2.56 | | | | |
| | | | Int3: 58.67 (48) | | | I3-Fin: 18.13 (43) | | | 3.01 | | | | |
| | | | Fin: 1:16.80 (37) | | | | | | 3.74 | 106.26 | Avg.: | 102.28 | |
| 44 | BAUMANN Romed | AUT | Int1: 28.10 (39) | | | I1-I2: 17.78 (28) | | | 1.17 | | Sp1: 121.66 (19) | | |
| | | | Int2: 45.88 (33) | | | I2-I3: 11.49 (11) | | | 1.66 | | | | |
| | | | Int3: 57.37 (26) | | | I3-Fin: 18.20 (45) | | | 1.71 | | | | |
| | | | Fin: 1:15.57 (28) | | | | | | 2.51 | 72.47 | Avg.: | 103.95 | |
| 45 | PERKO Rok | SLO | Int1: 29.23 (63) | | | I1-I2: 18.22 (48) | | | 2.30 | | Sp1: 118.58 (45) | | |
| | | | Int2: 47.45 (60) | | | I2-I3: 11.60 (22) | | | 3.23 | | | | |
| | | | Int3: 59.05 (59) | | | I3-Fin: 18.21 (46) | | | 3.39 | | | | |
| | | | Fin: DQ | | | | | | | | Avg.: | | |
| 46 | BOTTOLLIER-LASQUIN Marc | FRA | Int1: 27.99 (29) | | | I1-I2: 17.74 (19) | | | 1.06 | | Sp1: 122.51 (12) | | |
| | | | Int2: 45.73 (27) | | | I2-I3: 11.73 (37) | | | 1.51 | | | | |
| | | | Int3: 57.46 (33) | | | I3-Fin: 17.74 (23) | | | 1.80 | | | | |
| | | | Fin: 1:15.20 (22) | | | | | | 2.14 | 62.09 | Avg.: | 104.46 | |
| 47 | LANZINGER Matthias | AUT | Int1: 28.20 (43) | | | I1-I2: 18.37 (53) | | | 1.27 | | Sp1: 119.38 (40) | | |
| | | | Int2: 46.57 (45) | | | I2-I3: 11.71 (34) | | | 2.35 | | | | |
| | | | Int3: 58.28 (44) | | | I3-Fin: 18.59 (54) | | | 2.62 | | | | |
| | | | Fin: 1:16.87 (39) | | | | | | 3.81 | 108.15 | Avg.: | 102.19 | |
| 48 | BRANCH Craig | AUS | Int1: 28.55 (49) | | | I1-I2: 17.83 (32) | | | 1.62 | | Sp1: 120.41 (29) | | |
| | | | Int2: 46.38 (43) | | | I2-I3: 11.53 (15) | | | 2.16 | | | | |
| | | | Int3: 57.91 (41) | | | I3-Fin: 20.81 (58) | | | 2.25 | | | | |
| | | | Fin: 1:18.72 (47) | | | | | | 5.66 | 156.89 | Avg.: | 99.79 | |
| 49 | KEPPLER Stephan | GER | Int1: 28.07 (36) | | | I1-I2: 17.67 (15) | | | 1.14 | | Sp1: 122.29 (14) | | |
| | | | Int2: 45.74 (28) | | | I2-I3: 11.69 (29) | | | 1.52 | | | | |
| | | | Int3: 57.43 (31) | | | I3-Fin: 17.57 (14) | | | 1.77 | | | | |
| | | | Fin: 1:15.00 (16) | | | | | | 1.94 | 56.44 | Avg.: | 104.74 | |
| 50 | SULLIVAN Marco | USA | Int1: 28.07 (36) | | | I1-I2: 17.75 (21) | | | 1.14 | | Sp1: 120.20 (32) | | |
| | | | Int2: 45.82 (32) | | | I2-I3: 11.57 (18) | | | 1.60 | | | | |
| | | | Int3: 57.39 (28) | | | I3-Fin: 17.79 (27) | | | 1.73 | | | | |
| | | | Fin: 1:15.18 (21) | | | | | | 2.12 | 61.53 | Avg.: | 104.49 | |





VISA
BIRDS OF PREY



NORTH AMERICA'S DOWNHILL
BEAVER CREEK, COLORADO
MEN'S DOWNHILL, SUPER COMBINED
GIANT SLALOM & SLALOM
NOVEMBER 28-DECEMBER 3, 2006




AUDI FIS SKI WORLD CUP 2006/07
1st MEN'S COMBINED DOWNHILL
PERFORMANCE ANALYSIS 2



Number of Competitors: 68

| Bib | Name | Nation | Positions | | | Partials | | | Difference | | Speed | | |
|-----|--------------------|--------|-------------------|------|------|--------------------|------|------|------------|---------|------------------|--------|------|
| | | | Pos. | Time | Rank | Pos. | Time | Rank | Time | Dist(m) | Pos. | km/h | Rank |
| 51 | SULZENBACHER Kurt | ITA | Int1: 28.03 (32) | | | I1-I2: 18.37 (53) | | | 1.10 | | Sp1: 115.84 (58) | | |
| | | | Int2: 46.40 (44) | | | I2-I3: 11.87 (48) | | | 2.18 | | | | |
| | | | Int3: 58.27 (43) | | | I3-Fin: 17.50 (9) | | | 2.61 | | | | |
| | | | Fin: DQ | | | | | | | | Avg.: | | |
| 52 | CLAREY Johan | FRA | Int1: 29.05 (60) | | | I1-I2: 18.13 (46) | | | 2.12 | | Sp1: 120.20 (32) | | |
| | | | Int2: 47.18 (58) | | | I2-I3: 11.85 (44) | | | 2.96 | | | | |
| | | | Int3: 59.03 (58) | | | I3-Fin: 18.08 (40) | | | 3.37 | | | | |
| | | | Fin: 1:17.11 (42) | | | | | | 4.05 | 114.60 | Avg.: | 101.87 | |
| 53 | FISCHNALLER Roland | ITA | Int1: 28.08 (38) | | | I1-I2: 17.66 (14) | | | 1.15 | | Sp1: 119.59 (38) | | |
| | | | Int2: 45.74 (28) | | | I2-I3: 11.58 (19) | | | 1.52 | | | | |
| | | | Int3: 57.32 (22) | | | I3-Fin: 17.76 (25) | | | 1.66 | | | | |
| | | | Fin: 1:15.08 (17) | | | | | | 2.02 | 58.71 | Avg.: | 104.62 | |
| 54 | EISATH Florian | ITA | Int1: 28.44 (47) | | | I1-I2: 18.50 (56) | | | 1.51 | | Sp1: 114.89 (60) | | |
| | | | Int2: 46.94 (53) | | | I2-I3: 12.01 (57) | | | 2.72 | | | | |
| | | | Int3: 58.95 (56) | | | I3-Fin: 17.85 (30) | | | 3.29 | | | | |
| | | | Fin: 1:16.80 (37) | | | | | | 3.74 | 106.26 | Avg.: | 102.28 | |
| 55 | BYGGMARK Jens | SWE | Int1: 28.71 (54) | | | I1-I2: 18.27 (51) | | | 1.78 | | Sp1: 118.18 (50) | | |
| | | | Int2: 46.98 (55) | | | I2-I3: 11.96 (56) | | | 2.76 | | | | |
| | | | Int3: 58.94 (55) | | | I3-Fin: 17.96 (35) | | | 3.28 | | | | |
| | | | Fin: 1:16.90 (40) | | | | | | 3.84 | 108.96 | Avg.: | 102.15 | |
| 56 | RAINER Niklas | SWE | Int1: 27.90 (25) | | | I1-I2: 18.21 (47) | | | 0.97 | | Sp1: 117.78 (52) | | |
| | | | Int2: 46.11 (38) | | | I2-I3: 11.71 (34) | | | 1.89 | | | | |
| | | | Int3: 57.82 (37) | | | I3-Fin: 17.81 (28) | | | 2.16 | | | | |
| | | | Fin: 1:15.63 (29) | | | | | | 2.57 | 74.15 | Avg.: | 103.86 | |
| 57 | PAQUIN Pierre | FRA | Int1: 28.03 (32) | | | I1-I2: 17.99 (41) | | | 1.10 | | Sp1: 117.00 (53) | | |
| | | | Int2: 46.02 (36) | | | I2-I3: 11.86 (46) | | | 1.80 | | | | |
| | | | Int3: 57.88 (39) | | | I3-Fin: 18.03 (39) | | | 2.22 | | | | |
| | | | Fin: 1:15.91 (31) | | | | | | 2.85 | 81.92 | Avg.: | 103.48 | |
| 58 | ZRNCIC-DIM Natko | CRO | Int1: 29.22 (62) | | | I1-I2: 17.88 (36) | | | 2.29 | | Sp1: 118.58 (45) | | |
| | | | Int2: 47.10 (57) | | | I2-I3: 11.87 (48) | | | 2.88 | | | | |
| | | | Int3: 58.97 (57) | | | I3-Fin: 18.29 (49) | | | 3.31 | | | | |
| | | | Fin: 1:17.26 (43) | | | | | | 4.20 | 118.62 | Avg.: | 101.67 | |
| 59 | GUFLER Michael | ITA | Int1: 28.65 (51) | | | I1-I2: 18.25 (50) | | | 1.72 | | Sp1: 118.18 (50) | | |
| | | | Int2: 46.90 (51) | | | I2-I3: 11.86 (46) | | | 2.68 | | | | |
| | | | Int3: 58.76 (50) | | | I3-Fin: 18.08 (40) | | | 3.10 | | | | |
| | | | Fin: DQ | | | | | | | | Avg.: | | |
| 60 | WEIBRECHT Andrew | USA | Int1: 28.40 (46) | | | I1-I2: 17.75 (21) | | | 1.47 | | Sp1: 119.18 (41) | | |
| | | | Int2: 46.15 (39) | | | I2-I3: 11.75 (40) | | | 1.93 | | | | |
| | | | Int3: 57.90 (40) | | | I3-Fin: 19.23 (56) | | | 2.24 | | | | |
| | | | Fin: DQ | | | | | | | | Avg.: | | |





NORTH AMERICA'S DOWNHILL
BEAVER CREEK, COLORADO
MEN'S DOWNHILL, SUPER COMBINED
GIANT SLALOM & SLALOM
NOVEMBER 28-DECEMBER 3, 2006



AUDI FIS SKI WORLD CUP 2006/07
1st MEN'S COMBINED DOWNHILL
PERFORMANCE ANALYSIS 2



Number of Competitors: 68

| Bib | Name | Nation | Positions | | | Partials | | | Difference | | Speed | | |
|-----|---------------------|--------|---|--|------------------------------|----------|------|----------------------------------|------------|---------|-------|------|------|
| | | | Pos. | Time | Rank | Pos. | Time | Rank | Time | Dist(m) | Pos. | km/h | Rank |
| 61 | LANNING Thomas (tj) | USA | Int1: 27.86 (23) Int2: 45.56 (21) Int3: 57.04 (16) Fin: DNF | I1-I2: 17.70 (17) I2-I3: 11.48 (9) I3-Fin: | 0.93 1.34 1.38 | | | Sp1: 122.08 (16) Avg.: | | | | | |
| 62 | GUAY Stefan | CAN | Int1: Int2: Int3: Fin: DNF | I1-I2: I2-I3: I3-Fin: | | | | Sp1: Avg.: | | | | | |
| 63 | DREIER Christoph | AUT | Int1: 28.70 (53) Int2: 46.70 (48) Int3: 58.80 (51) Fin: 1:17.31 (44) | I1-I2: 18.00 (42) I2-I3: 12.10 (58) I3-Fin: 18.51 (52) | 1.77 2.48 3.14 4.25 | 119.95 | | Sp1: 116.22 (56) Avg.: 101.61 | | | | | |
| 64 | SEMPLE Ryan | CAN | Int1: 28.16 (41) Int2: 46.57 (45) Int3: 58.67 (48) Fin: 1:16.94 (41) | I1-I2: 18.41 (55) I2-I3: 12.10 (58) I3-Fin: 18.27 (48) | 1.23 2.35 3.01 3.88 | 110.04 | | Sp1: 117.00 (53) Avg.: 102.10 | | | | | |
| 65 | COCHRAN Jimmy | USA | Int1: 28.99 (58) Int2: 47.87 (63) Int3: 1:00.35 (63) Fin: 1:19.11 (48) | I1-I2: 18.88 (60) I2-I3: 12.48 (62) I3-Fin: 18.76 (55) | 2.06 3.65 4.69 6.05 | 166.87 | | Sp1: 116.22 (56) Avg.: 99.29 | | | | | |
| 66 | TREJBAL Filip | CZE | Int1: 29.00 (59) Int2: 47.69 (61) Int3: 59.83 (61) Fin: 1:18.33 (46) | I1-I2: 18.69 (59) I2-I3: 12.14 (60) I3-Fin: 18.50 (51) | 2.07 3.47 4.17 5.27 | 146.80 | | Sp1: 115.27 (59) Avg.: 100.28 | | | | | |
| 67 | SASAKI Akira | JPN | Int1: 29.11 (61) Int2: 47.79 (62) Int3: 1:00.00 (62) Fin: DNF | I1-I2: 18.68 (58) I2-I3: 12.21 (61) I3-Fin: | 2.18 3.57 4.34 | | | Sp1: 117.00 (53) Avg.: | | | | | |
| 68 | SIMONCELLI Davide | ITA | Int1: 28.86 (56) Int2: Int3: 59.32 (60) Fin: 1:17.55 (45) | I1-I2: I2-I3: I3-Fin: 18.23 (47) | 1.93 3.66 4.49 | 126.33 | | Sp1: Avg.: 101.29 | | | | | |

LEGEND

Pos Intermediate or Speed Position Int1: Intermediate 1 DNF Did Not Finish DQ Disqualified
Avg. Average Speed for the race Int2: Intermediate 2 Sp1: Speed Trap 1 Fin: Finish
Dist(m) Distance behind the first Int3: Intermediate 3

30-11-2006 / Beaver Creek (USA) / 1402

Page 7/7

Data Processing by LONGINES

www.fis-ski.com

LONGINES Timing

Generation Date: THU 30 NOV 2006

Time: 18:07

Document: 77B 1.0