



Wengen

11.–13. JANUAR 2008



swisski

SRG SSR idée suisse swisscom



AUDI FIS SKI WORLD CUP 2007/08



Wengen (SUI)



5th MEN'S DOWNHILL

TUE 8 JAN 2008

ALPHABETICAL LIST OF COMPETITORS TRAINING 1

Number of Competitors: 86, Number of NOCs: 18

Nation	FIS Code	Name	FIS Points (28th of December 2007 – List 6)						
			DH	SL	GS	SG	SC		
AUS (1)	40171	BRANCH Craig	15.50 (66)	130.64 (3909)	108.96 (3406)	19.83 (95)	–		
AUT (13)	51215	BAUMANN Romed	9.20 (37)	11.65 (81)	8.86 (42)	18.37 (85)	2.26 (7)		
	50695	BUDER Andreas	4.51 (13)	180.81 (5335)	122.70 (3972)	13.09 (56)	–		
	50824	DREIER Christoph	37.55 (167)	9.43 (61)	27.43 (341)	50.23 (475)	13.29 (43)		
	50451	GRUBER Christoph	4.53 (14)	178.12 (5271)	5.46 (21)	2.23 (4)	29.07 (137)		
	50900	KOLL Alexander	28.26 (119)	6.20 (34)	40.41 (759)	30.27 (187)	17.38 (60)		
	50753	KROELL Klaus	5.42 (23)	355.37 (7047)	144.41 (4700)	22.71 (120)	–		
	50423	MAIER Hermann	4.86 (18)	168.30 (5004)	5.50 (22)	3.19 (8)	–		
	50707	MATT Mario	35.71 (160)	0.65 (2)	4.76 (15)	34.39 (240)	3.76 (14)		
	50625	RAICH Benjamin	13.03 (53)	0.00 (1)	0.02 (2)	2.32 (5)	0.96 (5)		
	50742	REICHELTH Hannes	21.88 (88)	246.88 (6177)	5.16 (20)	3.48 (12)	107.05 (527)		
50547	SCHOENFELDER Rainer	22.66 (95)	5.87 (27)	6.00 (31)	25.21 (144)	3.25 (10)			
50858	STREITBERGER Georg	7.44 (33)	171.90 (5107)	13.78 (96)	4.38 (15)	23.41 (90)			
50041	WALCHHOFFER Michael	1.64 (2)	45.32 (925)	16.76 (124)	4.67 (16)	17.57 (61)			
BEL (1)	60159	VAN BUYNDER Frederik	92.63 (690)	70.59 (1828)	52.07 (1172)	94.32 (1408)	150.48 (661)		
BUL (1)	90047	GEORGIEV Stefan	82.80 (546)	15.30 (123)	35.09 (584)	56.10 (595)	59.44 (323)		
CAN (7)	102814	BOURQUE Francois	12.96 (52)	33.86 (563)	3.39 (10)	5.14 (20)	5.90 (27)		
	102263	GUAY Erik	2.71 (4)	124.96 (3749)	12.42 (82)	2.97 (7)	49.98 (276)		
	102271	HUDEC Jan	4.59 (15)	53.88 (1245)	18.81 (163)	4.31 (14)	64.18 (347)		
	102873	KUCERA John	5.99 (30)	19.02 (188)	3.98 (11)	3.27 (9)	5.87 (26)		
	102899	OSBORNE-PARADIS Manuel	4.46 (12)	51.60 (1154)	40.17 (744)	24.34 (139)	–		
	102403	SEMPLE Ryan	37.72 (168)	12.53 (89)	20.85 (199)	28.22 (169)	22.95 (84)		
102727	STUTZ Paul	33.00 (141)	8.71 (51)	25.71 (295)	34.27 (237)	26.15 (109)			
CRO (2)	380260	KOSTELIC Ivica	23.23 (96)	4.99 (17)	28.03 (359)	11.71 (44)	1.54 (6)		
	380292	ZRNCIC-DIM Natko	15.59 (69)	20.91 (222)	29.63 (416)	26.83 (155)	22.84 (82)		
CZE (3)	150398	BANK Ondrej	19.41 (84)	7.08 (38)	10.98 (62)	22.55 (117)	3.34 (12)		
	150644	KRYZL Krystof	40.87 (190)	11.22 (74)	12.69 (84)	34.63 (245)	12.98 (40)		
	150594	TREJBAL Filip	61.70 (326)	7.24 (39)	17.95 (141)	27.46 (165)	27.86 (130)		
FRA (11)	191591	BERTRAND Yannick	5.96 (29)	243.02 (6120)	33.99 (543)	12.88 (55)	–		

08-01-2008 / Wengen (SUI) / 0442

Page 1/3

Data Processing by LONGINES


www.fis-ski.com

LONGINES Timing

Generation Date: MON 7 JAN 2008

Time: 20:09

Document: 32E 1.0



ALPHABETICAL LIST OF COMPETITORS TRAINING 1

Number of Competitors: 86, Number of NOCs: 18

Nation	FIS Code	Name	FIS Points (28th of December 2007 – List 6)									
			DH	SL	GS	SG	SC					
FRA (11)	191415	BOTTOLIER-LASQUIN Marc	12.06	(41)	78.01	(2095)	37.71	(660)	23.02	(124)	47.21	(259)
	191740	CLAREY Johan	9.40	(38)	31.50	(507)	46.12	(966)	16.47	(75)	11.28	(33)
	191116	DALCIN Pierre-Emmanuel	4.93	(19)	144.46	(4354)	24.46	(263)	10.47	(37)	–	
	192932	FAYED Guillermo	13.20	(54)	38.95	(706)	31.58	(477)	28.35	(170)	23.01	(85)
	192665	GRANGE Jean-Baptiste	37.32	(165)	2.44	(5)	14.80	(104)	40.25	(300)	2.44	(8)
	191459	LIZEROUX Julien	56.33	(283)	5.16	(20)	33.42	(525)	44.20	(355)	27.42	(124)
	191911	NOCENTI Cyril	13.72	(58)	256.66	(6301)	54.15	(1241)	14.43	(62)	–	
	191462	PAQUIN Pierre	15.14	(64)	15.14	(121)	32.37	(496)	22.68	(118)	5.99	(29)
	191964	POISSON David	11.68	(40)	132.67	(3976)	44.01	(883)	18.20	(84)	35.42	(179)
	192746	THEAUX Adrien	7.76	(35)	33.04	(542)	17.60	(134)	10.93	(39)	5.78	(24)
GBR (1)	220228	MICKEL Finlay	13.94	(60)	126.69	(3802)	60.84	(1502)	13.61	(58)	–	
GER (3)	201606	KEPPLER Stephan	13.64	(55)	256.43	(5742)	28.26	(360)	12.84	(53)	27.64	(117)
	201811	STECHELT Tobias	83.37	(554)	126.21	(3789)	78.98	(2218)	29.79	(181)	66.21	(355)
	201439	STEHLE Johannes	17.81	(77)	139.48	(4192)	28.11	(360)	15.58	(67)	33.98	(167)
ITA (12)	292967	EISATH Florian	26.33	(105)	26.21	(348)	8.10	(39)	18.10	(82)	12.89	(38)
	292455	FILL Peter	3.31	(5)	31.16	(500)	5.97	(29)	4.72	(17)	3.31	(11)
	291389	FISCHNALLER Roland	15.64	(70)	259.14	(6328)	29.36	(400)	25.82	(148)	–	
	292056	GUFLER Michael	23.51	(98)	104.36	(3030)	9.55	(45)	17.34	(78)	18.91	(64)
	292150	HAPPACHER Alex	25.56	(102)	25.37	(325)	14.61	(101)	14.80	(63)	15.48	(49)
	292514	HEEL Werner	5.92	(28)	112.49	(3352)	49.49	(1080)	12.18	(45)	27.77	(128)
	293006	INNERHOFER Christof	19.95	(85)	13.15	(95)	12.16	(78)	5.88	(29)	12.98	(40)
	293079	PITTSCHIELER Kurt	32.40	(133)	25.79	(340)	13.73	(95)	25.84	(151)	19.47	(68)
	290998	STAUDACHER Patrick	5.61	(26)	117.83	(3520)	27.99	(357)	3.44	(11)	5.63	(23)
	291641	SULZENBACHER Kurt	4.62	(16)	294.78	(6691)	153.17	(5009)	25.04	(142)	101.93	(508)
	292291	THANEI Stefan	16.68	(73)	52.74	(1194)	17.60	(134)	21.73	(110)	12.68	(36)
	293141	VARETONI Silvano	17.86	(79)	163.02	(4873)	25.17	(281)	12.75	(52)	27.87	(131)
LIE (1)	350032	BUECHEL Marco	2.45	(3)	186.67	(5479)	13.31	(90)	3.38	(10)	–	
NOR (1)	420911	SOLBAKKEN Bjarne	26.82	(110)	47.86	(1018)	22.27	(221)	20.49	(102)	–	
RUS (1)	480736	HOROSHILOV Alexandr	48.44	(233)	16.79	(154)	34.67	(568)	36.21	(260)	34.88	(174)
SLO (4)	560332	JERMAN Andrej	3.50	(7)	35.42	(602)	42.08	(805)	5.40	(22)	19.42	(67)
	561085	KRIZAJ Andrej	22.49	(94)	22.11	(249)	26.17	(307)	19.19	(90)	22.22	(78)
	561067	PERKO Rok	12.54	(46)	41.39	(783)	16.83	(125)	12.43	(47)	26.73	(116)
	560447	SPORN Andrej	7.44	(33)	30.66	(480)	21.54	(210)	7.00	(34)	30.76	(151)
SUI (11)	510993	ALBRECHT Daniel	6.00	(31)	5.72	(24)	2.29	(6)	5.69	(26)	0.00	(1)
	510997	BERTHOD Marc	16.68	(73)	4.15	(9)	4.74	(14)	23.72	(133)	0.57	(3)
	510969	BONETTI Michael	17.81	(77)	171.81	(5103)	22.17	(219)	16.27	(74)	26.84	(118)
	510030	CUCHE Didier	0.00	(1)	410.32	(7185)	2.37	(7)	0.00	(1)	27.45	(125)
	510727	DEFAGO Didier	4.67	(17)	39.34	(718)	4.59	(12)	3.95	(13)	2.56	(9)

08-01-2008 / Wengen (SUI) / 0442

Page 2/3

Data Processing by LONGINES

www.fis-ski.com

LONGINES Timing

Generation Date: MON 7 JAN 2008

Time: 20:09

Document: 32E 1.0



AUDI FIS SKI WORLD CUP 2007/08
Wengen (SUI)



5th MEN'S DOWNHILL

TUE 8 JAN 2008

ALPHABETICAL LIST OF COMPETITORS TRAINING 1

Number of Competitors: 86, Number of NOCs: 18

Nation	FIS Code	Name	FIS Points (28th of December 2007 – List 6)							
			DH	SL	GS	SG	SC			
SUI (11)	510747	GRUENENFELDER Tobias	5.66 (27)	243.15 (6124)	14.72 (102)	11.25 (43)				
	510207	HARI Konrad	15.55 (68)	296.30 (6710)	23.70 (249)	12.87 (54)	53.30 (290)			
	510165	HOFER Beni	12.73 (51)	151.12 (4564)	11.03 (63)	13.41 (57)	24.25 (95)			
	510767	HOFFMANN Ambrosi	4.23 (10)	190.39 (5559)	18.94 (166)	5.48 (23)				
	511313	JANKA Carlo	26.52 (107)	10.02 (63)	8.34 (41)	20.76 (103)	19.22 (65)			
	510498	ZUEGER Cornel	12.58 (47)	250.43 (6214)	19.74 (177)	13.81 (60)	21.47 (75)			
SWE (6)	501101	BYGGMARK Jens	51.82 (256)	1.99 (3)	16.22 (119)	47.26 (421)	5.84 (25)			
	501230	ERICSSON Daniel	46.30 (215)	27.37 (390)	29.63 (416)	27.45 (163)	22.05 (77)			
	500656	LARSSON Markus	40.17 (185)	3.42 (7)	5.78 (26)	148.38 (2390)	5.90 (27)			
	501076	OLSSON Hans	12.37 (43)	16.77 (151)	18.56 (156)	15.69 (69)	3.94 (16)			
	501324	OLSSON Matts	36.00 (162)	20.75 (218)	12.41 (81)	25.23 (145)	20.79 (71)			
	501026	RAINER Niklas	22.16 (92)	15.20 (122)	9.61 (46)	10.09 (36)	4.45 (19)			
USA (7)	534567	LANNING Thomas (tj)	19.98 (86)	18.61 (183)	13.67 (93)	16.66 (76)	16.03 (54)			
	534562	LIGETY Ted	10.93 (39)	4.83 (13)	0.11 (4)	14.96 (65)	3.46 (13)			
	532490	MACARTNEY Scott	5.53 (24)	43.35 (845)	30.52 (436)	15.71 (71)				
	532431	MILLER Bode	3.35 (6)	15.70 (133)	3.17 (9)	1.49 (2)	3.94 (16)			
	533866	NYMAN Steven	4.00 (9)	28.61 (420)	53.80 (1233)	5.78 (27)	5.15 (22)			
	533131	SULLIVAN Marco	5.06 (20)	128.02 (3829)	37.87 (667)	20.40 (101)	46.66 (256)			
	530939	WEIBRECHT Andrew	14.71 (62)	17.33 (163)	18.42 (153)	19.83 (95)	8.00 (31)			

LEGEND

DH Downhill **SL** Slalom **GS** Giant Slalom **SG** Super-G **SC** Super Combined

08-01-2008 / Wengen (SUI) / 0442

Page 3/3

Data Processing by LONGINES

www.fis-ski.com

LONGINES Timing

Generation Date: MON 7 JAN 2008

Time: 20:09

Document: 32E 1.0

--	--	--	--	--	--	--



Wengen

11.–13. JANUAR 2008



SRG SSR idée suisse swisscom



AUDI FIS SKI WORLD CUP 2007/08

Wengen (SUI)



5th MEN'S DOWNHILL

TUE 8 JAN 2008
Start Time: 12:15

DRAW LIST BY POINTS TRAINING 1

Number of Competitors: 86, Number of NOCs: 18 Ranked 100 in the FIS List: ZAHROBSKY P. FIS Pts: 24.89

No.	FIS Code	Name	Nation	WC SL-DH	WC SL-O	FIS-DH
1	510030	CUCHE Didier	SUI	619 (1)	1205 (2)	0.00 (1)
2	50041	WALCHHOFER Michael	AUT	462 (2)	606 (12)	1.64 (2)
3	532431	MILLER Bode	USA	395 (3)	938 (4)	3.35 (6)
4	102263	GUAY Erik	CAN	378 (4)	569 (16)	2.71 (4)
5	350032	BUECHEL Marco	LIE	366 (5)	557 (17)	2.45 (3)
6	560332	JERMAN Andrej	SLO	328 (6)	428 (23)	3.50 (7)
7	292455	FILL Peter	ITA	311 (7)	595 (14)	3.31 (5)
8	50695	BUDER Andreas	AUT	285 (8)	285 (35)	4.51 (11)
9	102271	HUDEC Jan	CAN	262 (10)	390 (24)	4.59 (13)
10	533866	NYMAN Steven	USA	246 (11)	363 (28)	4.00 (8)
11	510767	HOFFMANN Ambrosi	SUI	232 (12)	305 (33)	4.23 (9)
12	510727	DEFAGO Didier	SUI	231 (13)	648 (9)	4.67 (15)
13	291641	SULZENBACHER Kurt	ITA	222 (14)	222 (41)	4.62 (14)
14	102899	OSBORNE-PARADIS Manuel	CAN	217 (16)	224 (39)	4.46 (10)
15	50451	GRUBER Christoph	AUT	213 (17)	575 (15)	4.53 (12)
16	+400 50423	MAIER Hermann	AUT	192 (18)	444 (22)	4.86 (16)
17	+400 102873	KUCERA John	CAN	110 (25)	470 (20)	5.99 (25)
18	+400 510993	ALBRECHT Daniel	SUI	57 (34)	757 (6)	6.00 (26)
19	+400 50625	RAICH Benjamin	AUT	50 (37)	1470 (1)	13.03 (40)
20	533131	SULLIVAN Marco	USA	182 (19)	194 (47)	5.06 (18)
21	191116	DALCIN Pierre-Emmanuel	FRA	168 (20)	195 (46)	4.93 (17)
22	50753	KROELL Klaus	AUT	161 (21)	161 (57)	5.42 (19)
23	532490	MACARTNEY Scott	USA	123 (24)	153 (59)	5.53 (20)
24	510747	GRUENENFELDER Tobias	SUI	109 (26)	145 (60)	5.66 (22)
25	290998	STAUDACHER Patrick	ITA	106 (28)	317 (32)	5.61 (21)
26	191591	BERTRAND Yannick	FRA	90 (29)	90 (81)	5.96 (24)
27	292514	HEEL Werner	ITA	89 (30)	139 (62)	5.92 (23)
28	191415	BOTTOLLIER-LASQUIN Marc	FRA	62 (33)	62 (88)	12.06 (34)
29	50858	STREITBERGER Georg	AUT	56 (35)	181 (49)	7.44 (27)
30	191740	CLAREY Johan	FRA	56 (35)	71 (85)	9.40 (31)
31	192746	THEAUX Adrien	FRA	50 (37)	100 (74)	7.76 (29)
32	+400 534562	LIGETY Ted	USA	30 (44)	653 (8)	10.93 (32)
33	+400 510997	BERTHOD Marc	SUI	-	646 (10)	16.68 (52)
34	+400 50707	MATT Mario	AUT	-	810 (5)	> 35.71 (72)
35	+400 192665	GRANGE Jean-Baptiste	FRA	-	516 (18)	> 37.32 (74)
36	+400 501101	BYGGMARK Jens	SWE	-	461 (21)	> 51.82 (81)

08-01-2008 / Wengen (SUI) / 0442

Page 1/3

Data Processing by LONGINES


www.fis-ski.com

LONGINES Timing

Generation Date: MON 7 JAN 2008

Time: 20:09

Document: 45B 1.0





AUDI FIS SKI WORLD CUP 2007/08
Wengen (SUI)



5th MEN'S DOWNHILL

TUE 8 JAN 2008
Start Time: 12:15

DRAW LIST BY POINTS TRAINING 1

Number of Competitors: 86, Number of NOCs: 18 Ranked 100 in the FIS List: ZAHROBSKY P. FIS Pts: 24.89

No.	FIS Code	Name	Nation	WCSSL-DH	WCSSL-O	FIS-DH
37	560447	SPORN Andrej	SLO	-	24 (113)	7.44 (28)
38	51215	BAUMANN Romed	AUT	25 (46)	244 (36)	9.20 (30)
39	191964	POISSON David	FRA	23 (47)	24 (113)	11.68 (33)
40	501076	OLSSON Hans	SWE	39 (40)	144 (61)	12.37 (35)
41	561067	PERKO Rok	SLO	7 (61)	7 (151)	12.54 (36)
42	510498	ZUEGER Cornel	SUI	8 (58)	8 (148)	12.58 (37)
43	510165	HOFER Beni	SUI	21 (49)	21 (123)	12.73 (38)
44	102814	BOURQUE Francois	CAN	9 (57)	293 (34)	12.96 (39)
45	192932	FAYED Guillermo	FRA	15 (53)	15 (134)	13.20 (41)
46	201606	KEPPLER Stephan	GER	34 (41)	80 (84)	13.64 (42)
47	191911	NOCENTI Cyril	FRA	8 (58)	8 (148)	13.72 (43)
48	220228	MICKEL Finlay	GBR	21 (49)	21 (123)	13.94 (44)
49	530939	WEIBRECHT Andrew	USA	26 (45)	44 (97)	14.71 (45)
50	191462	PAQUIN Pierre	FRA	-	52 (93)	15.14 (46)
51	40171	BRANCH Craig	AUS	4 (66)	4 (160)	15.50 (47)
52	510207	HARI Konrad	SUI	17 (51)	17 (129)	15.55 (48)
53	380292	ZRNCIC-DIM Natko	CRO	-	28 (109)	15.59 (49)
54	291389	FISCHNALLER Roland	ITA	22 (48)	22 (120)	15.64 (50)
55	292291	THANEI Stefan	ITA	-	-	16.68 (51)
56	201439	STEHLE Johannes	GER	34 (41)	34 (104)	17.81 (53)
57	510969	BONETTI Michael	SUI	7 (61)	7 (151)	17.81 (54)
58	293141	VARETONI Silvano	ITA	14 (54)	14 (137)	17.86 (55)
59	150398	BANK Ondrej	CZE	-	161 (57)	19.41 (56)
60	293006	INNERHOFER Christof	ITA	41 (39)	116 (65)	19.95 (57)
61	534567	LANNING Thomas (tj)	USA	-	38 (101)	19.98 (58)
62	50742	REICHELTH Hannes	AUT	8 (58)	322 (31)	21.88 (59)
63	501026	RAINER Niklas	SWE	-	101 (73)	22.16 (60)
64	561085	KRIZAJ Andrej	SLO	-	-	22.49 (61)
65	50547	SCHOENFELDER Rainer	AUT	-	332 (30)	22.66 (62)
66	380260	KOSTELIC Ivica	CRO	-	385 (26)	23.23 (63)
67	292056	GUFLER Michael	ITA	-	16 (131)	23.51 (64)
68	292150	HAPPACHER Alex	ITA	-	4 (160)	> 25.56 (65)
69	292967	EISATH Florian	ITA	-	32 (106)	> 26.33 (66)
70	511313	JANKA Carlo	SUI	-	17 (129)	> 26.52 (67)
71	420911	SOLBAKKEN Bjarne	NOR	-	-	> 26.82 (68)
72	50900	KOLL Alexander	AUT	-	83 (82)	> 28.26 (69)
73	293079	PITTSCHIELER Kurt	ITA	-	-	> 32.40 (70)
74	102727	STUTZ Paul	CAN	-	24 (113)	> 33.00 (71)
75	501324	OLSSON Matts	SWE	-	-	> 36.00 (73)
76	50824	DREIER Christoph	AUT	-	20 (125)	> 37.55 (75)
77	102403	SEMPLE Ryan	CAN	-	14 (137)	> 37.72 (76)
78	500656	LARSSON Markus	SWE	-	388 (25)	> 40.17 (77)
79	150644	KRYZL Krystof	CZE	-	-	> 40.87 (78)
80	501230	ERICSSON Daniel	SWE	-	-	> 46.30 (79)
81	480736	HOROSHILOV Alexandr	RUS	-	-	> 48.44 (80)
82	191459	LIZEROUX Julien	FRA	-	181 (49)	> 56.33 (82)

08-01-2008 / Wengen (SUI) / 0442

Page 2/3

Data Processing by LONGINES

www.fis-ski.com

LONGINES Timing

Generation Date: MON 7 JAN 2008

Time: 20:09

Document: 45B 1.0

--	--	--	--	--	--	--



AUDI FIS SKI WORLD CUP 2007/08
Wengen (SUI)



5th MEN'S DOWNHILL

TUE 8 JAN 2008
Start Time: 12:15

DRAW LIST BY POINTS TRAINING 1

Number of Competitors: 86, Number of NOCs: 18 Ranked 100 in the FIS List: ZAHROBSKY P. FIS Pts: 24.89

No.	FIS Code	Name	Nation	WCSL-DH	WCSL-O	FIS-DH
83	150594	TREJBAL Filip	CZE	-	18 (128)	> 61.70 (83)
84	90047	GEORGIEV Stefan	BUL	-	-	> 82.80 (84)
85	201811	STECHELT Tobias	GER	-	-	> 83.37 (85)
86	60159	VAN BUYNDER Frederik	BEL	-	-	> 92.63 (86)

LEGEND

+400 More than 400 points on WCSL-O after 15th place or after 30th place
WCSL-DH World Cup Start List points for Downhill
FIS-DH FIS points for Downhill
WCSL-O No. Overall WCSL points Control Number

08-01-2008 / Wengen (SUI) / 0442

Page 3/3

Data Processing by LONGINES

www.fis-ski.com

LONGINES Timing

Generation Date: MON 7 JAN 2008

Time: 20:09

Document: 45B 1.0





Wengen

11.–13. JANUAR 2008

JUNGFRAUBAHNEN



SRG SSR idée suisse swisscom



AUDI FIS SKI WORLD CUP 2007/08



Wengen (SUI)

5th MEN'S DOWNHILL
START LIST TRAINING 1TUE 8 JAN 2008
Start Time: 12:15

Jury

TD FIS	A. SCHRANZ	AUT
Referee	G. HUJARA	FIS
Assistant Referee	H. SCHMALZL	FIS
Chief of Race	U. NAEPFLIN	SUI

Technical Data

Course Name	Lauberhorn
Start Altitude	2315 m
Finish Altitude	1287 m
Vertical Drop	1028 m
Course Length	4480 m
Homologation Number	8217/10/06

Race Information

Course Setter	H. SCHMALZL	FIS
Number of Gates	49	
Start Time	12:15	
Forerunners	A - A. CROISIER	SUI
	B - J. RUSSI	SUI

Number of Competitors: 86

Bib	FIS Code	Name	Year of Birth	Nation	Time	Ski
1	191116	DALCIN Pierre-Emmanuel	1977	FRA		Atomic
2	191415	BOTTOLLIER-LASQUIN Marc	1979	FRA		Dynastar
3	510747	GRUENENFELDER Tobias	1977	SUI		Stoekli
4	50858	STREITBERGER Georg	1981	AUT		Fischer
5	510993	ALBRECHT Daniel	1983	SUI		Atomic
6	50451	GRUBER Christoph	1976	AUT		Fischer
7	510030	CUCHE Didier	1974	SUI		Head
8	350032	BUECHEL Marco	1971	LIE		Head
9	102271	HUDEC Jan	1981	CAN		Rossignol
10	510767	HOFFMANN Ambrosi	1977	SUI		Head
11	560332	JERMAN Andrej	1978	SLO		Stoekli
12	50041	WALCHHOFER Michael	1975	AUT		Atomic
13	510727	DEFAGO Didier	1977	SUI		Rossignol
14	292455	FILL Peter	1982	ITA		Dynastar
15	50695	BUDER Andreas	1979	AUT		Head
16	102263	GUAY Erik	1981	CAN		Atomic
17	291641	SULZENBACHER Kurt	1976	ITA		Fischer
18	102899	OSBORNE-PARADIS Manuel	1984	CAN		Rossignol
19	50423	MAIER Hermann	1972	AUT		Head
20	532431	MILLER Bode	1977	USA		Head
21	102873	KUCERA John	1984	CAN		Atomic
22	533866	NYMAN Steven	1982	USA		Fischer
23	50625	RAICH Benjamin	1978	AUT		Atomic

08-01-2008 / Wengen (SUI) / 0442

Page 1/3

Data Processing by LONGINES


www.fis-ski.com

LONGINES Timing

Generation Date: MON 7 JAN 2008

Time: 20:32

Document: 51A 1.0





AUDI FIS SKI WORLD CUP 2007/08
Wengen (SUI)



5th MEN'S DOWNHILL
START LIST TRAINING 1

TUE 8 JAN 2008
Start Time: 12:15

Number of Competitors: 86

Bib	FIS Code	Name	Year of Birth	Nation	Time	Ski
24	191740	CLAREY Johan	1981	FRA		Rossignol
25	50753	KROELL Klaus	1980	AUT		Salomon
26	192746	THEAUX Adrien	1984	FRA		Rossignol
27	533131	SULLIVAN Marco	1980	USA		Nordica
28	532490	MACARTNEY Scott	1978	USA		Nordica
29	191591	BERTRAND Yannick	1980	FRA		Dynastar
30	290998	STAUDACHER Patrick	1980	ITA		Head
31	292514	HEEL Werner	1982	ITA		Rossignol
32	534562	LIGETY Ted	1984	USA		Rossignol
33	510997	BERTHOD Marc	1983	SUI		Atomic
34	50707	MATT Mario	1979	AUT		Fischer
35	192665	GRANGE Jean-Baptiste	1984	FRA		Rossignol
36	501101	BYGGMARK Jens	1985	SWE		Atomic
37	560447	SPORN Andrej	1981	SLO		Elan
38	51215	BAUMANN Romed	1986	AUT		Fischer
39	191964	POISSON David	1982	FRA		Salomon
40	501076	OLSSON Hans	1984	SWE		Head
41	561067	PERKO Rok	1985	SLO		Stoekli
42	510498	ZUEGER Cornel	1981	SUI		Stoekli
43	510165	HOFER Beni	1978	SUI		Head
44	102814	BOURQUE Francois	1984	CAN		Salomon
45	192932	FAYED Guillermo	1985	FRA		
46	201606	KEPPLER Stephan	1983	GER		Head
47	191911	NOCENTI Cyril	1982	FRA		Dynastar
48	220228	MICKEL Finlay	1977	GBR		Atomic
49	530939	WEIBRECHT Andrew	1986	USA		Rossignol
50	191462	PAQUIN Pierre	1979	FRA		Salomon
51	40171	BRANCH Craig	1977	AUS		Voelkl
52	510207	HARI Konrad	1978	SUI		Salomon
53	380292	ZRNCIC-DIM Natko	1986	CRO		Atomic
54	291389	FISCHNALLER Roland	1975	ITA		Head
55	292291	THANEI Stefan	1981	ITA		Dynastar
56	201439	STEHLE Johannes	1981	GER		Head
57	510969	BONETTI Michael	1982	SUI		Head
58	293141	VARETTONI Silvano	1984	ITA		Atomic
59	150398	BANK Ondrej	1980	CZE		Elan
60	293006	INNERHOFER Christof	1984	ITA		Rossignol
61	534567	LANNING Thomas (tj)	1984	USA		Nordica
62	50742	REICHELTH Hannes	1980	AUT		Fischer
63	501026	RAINER Niklas	1983	SWE		Fischer
64	561085	KRIZAJ Andrej	1986	SLO		Rossignol
65	50547	SCHOENFELDER Rainer	1977	AUT		Fischer
66	380260	KOSTELIC Ivica	1979	CRO		Fischer
67	292056	GUFLER Michael	1979	ITA		Atomic
68	292150	HAPPACHER Alex	1979	ITA		Rossignol
69	292967	EISATH Florian	1984	ITA		Atomic
70	511313	JANKA Carlo	1986	SUI		Atomic
71	420911	SOLBAKKEN Bjarne	1977	NOR		Nordica

08-01-2008 / Wengen (SUI) / 0442

Page 2/3

Data Processing by LONGINES

www.fis-ski.com

LONGINES Timing

Generation Date: MON 7 JAN 2008

Time: 20:32

Document: 51A 1.0

--	--	--	--	--	--



Audi FIS Ski World Cup

AUDI FIS SKI WORLD CUP 2007/08
Wengen (SUI)



5th MEN'S DOWNHILL
START LIST TRAINING 1

TUE 8 JAN 2008
Start Time: 12:15

Number of Competitors: 86

Bib	FIS Code	Name	Year of Birth	Nation	Time	Ski
72	50900	KOLL Alexander	1982	AUT		Salomon
73	293079	PITTSCHIELER Kurt	1984	ITA		Atomic
74	102727	STUTZ Paul	1983	CAN		Fischer
75	501324	OLSSON Matts	1988	SWE		Atomic
76	50824	DREIER Christoph	1981	AUT		Head
77	102403	SEMPLE Ryan	1982	CAN		
78	500656	LARSSON Markus	1979	SWE		Atomic
79	150644	KRYZL Krystof	1986	CZE		Elan
80	501230	ERICSSON Daniel	1987	SWE		
81	480736	HOROSHILOV Alexandr	1984	RUS		Salomon
82	191459	LIZEROUX Julien	1979	FRA		Fischer
83	150594	TREJBAL Filip	1985	CZE		Dynastar
84	90047	GEORGIEV Stefan	1977	BUL		Rossignol
85	201811	STECHELT Tobias	1985	GER		Head
86	60159	VAN BUYNDER Frederik	1988	BEL		





Wengen

11.–13. JANUAR 2008



SRG SSR idée suisse swisscom



AUDI FIS SKI WORLD CUP 2007/08



Wengen (SUI)



5th MEN'S DOWNHILL

TUE 8 JAN 2008

RESULTS TRAINING 1 BY RANK

Start Time: 12:15

Jury

TD FIS	A. SCHRANZ	AUT
Referee	G. HUJARA	FIS
Assistant Referee	H. SCHMALZL	FIS
Chief of Race	U. NAEPLIN	SUI

Technical Data

Course Name	Lauberhorn
Start Altitude	2315 m
Finish Altitude	1287 m
Vertical Drop	1028 m
Course Length	4480 m
Homologation Number	8217/10/06

Race Information

Course Setter	H. SCHMALZL	FIS
Number of Gates	51	
Start Time	12:15	
Forerunners	A - A. CROISIER	SUI
	B - J. RUSSI	SUI

Weather: Sunny Snow: Hard Temperature – Start: –1 °C Finish: –3 °C

Number of Competitors: 86

Rank	Bib	FIS Code	Name	Year of Birth	Nation	Time	Diff.	Dist. (m)	Ski
1	8	350032	BUECHEL Marco	1971	LIE	2:29.42			Head
2	7	510030	CUCHE Didier	1974	SUI	2:29.81	0.39	11.66	Head
3	25	50753	KROELL Klaus	1980	AUT	2:30.05	0.63	18.81	Salomon
4	20	532431	MILLER Bode	1977	USA	2:30.06	0.64	19.11	Head
5	17	291641	SULZENBACHER Kurt	1976	ITA	2:30.09	0.67	20.00	Fischer
6	6	50451	GRUBER Christoph	1976	AUT	2:30.12	0.70	20.89	Fischer
7	12	50041	WALCHHOFER Michael	1975	AUT	2:30.65	1.23	36.58	Atomic
8	19	50423	MAIER Hermann	1972	AUT	2:30.66	1.24	36.87	Head
9	29	191591	BERTRAND Yannick	1980	FRA	2:30.74	1.32	39.23	Dynastar
10	4	50858	STREITBERGER Georg	1981	AUT	2:30.89	1.47	43.65	Fischer
11	11	560332	JERMAN Andrej	1978	SLO	2:31.01	1.59	47.17	Stoekli
12	5	510993	ALBRECHT Daniel	1983	SUI	2:31.45	2.03	60.05	Atomic
13	1	191116	DALCIN Pierre–Emmanuel	1977	FRA	2:31.49	2.07	61.22	Atomic
14	15	50695	BUDER Andreas	1979	AUT	2:31.57	2.15	63.55	Head
15	22	533866	NYMAN Steven	1982	USA	2:31.63	2.21	65.30	Fischer
16	21	102873	KUCERA John	1984	CAN	2:31.80	2.38	70.24	Atomic
17	14	292455	FILL Peter	1982	ITA	2:31.86	2.44	71.98	Dynastar

#486

08-01-2008 / Wengen (SUI) / 0442

Page 1/3

Data Processing by LONGINES


www.fis-ski.com

LONGINES Timing

Generation Date: TUE 8 JAN 2008

Time: 14:16

Document: 74B 1.0





AUDI FIS SKI WORLD CUP 2007/08
Wengen (SUI)



5th MEN'S DOWNHILL
RESULTS TRAINING 1 BY RANK

TUE 8 JAN 2008
Start Time: 12:15

Number of Competitors: 86

Rank	Bib	FIS Code	Name	Year of Birth	Nation	Time	Diff.	Dist. (m)	Ski
18	54	291389	FISCHNALLER Roland	1975	ITA	2:31.89	2.47	72.85	Head
19	30	290998	STAUDACHER Patrick	1980	ITA	2:32.15	2.73	80.38	Head
20	10	510767	HOFFMANN Ambrosi	1977	SUI	2:32.17	2.75	80.96	Head
21	39	191964	POISSON David	1982	FRA	2:32.28	2.86	84.14	Salomon
22	53	380292	ZRNCIC-DIM Natko	1986	CRO	2:32.30	2.88	84.72	Atomic
23	18	102899	OSBORNE-PARADIS Manuel	1984	CAN	2:32.32	2.90	85.29	Rossignol
24	16	102263	GUAY Erik	1981	CAN	2:32.46	3.04	89.33	Atomic
25	65	50547	SCHOENFELDER Rainer	1977	AUT	2:32.64	3.22	94.51	Fischer
26	3	510747	GRUENENFELDER Tobias	1977	SUI	2:32.98	3.56	104.25	Stoekli
27	42	510498	ZUEGER Cornel	1981	SUI	2:33.06	3.64	106.54	Stoekli
28	26	192746	THEAUX Adrien	1984	FRA	2:33.08	3.66	107.11	Rossignol
29	69	292967	EISATH Florian	1984	ITA	2:33.15	3.73	109.11	Atomic
30	2	191415	BOTTOLLIER-LASQUIN Marc	1979	FRA	2:33.21	3.79	110.82	Dynastar
31	63	501026	RAINER Niklas	1983	SWE	2:33.22	3.80	111.11	Fischer
32	23	50625	RAICH Benjamin	1978	AUT	2:33.24	3.82	111.68	Atomic
33	40	501076	OLSSON Hans	1984	SWE	2:33.26	3.84	112.25	Head
34	55	292291	THANEI Stefan	1981	ITA	2:33.42	4.00	116.80	Dynastar
35	57	510969	BONETTI Michael	1982	SUI	2:33.45	4.03	117.66	Head
36	32	534562	LIGETY Ted	1984	USA	2:33.47	4.05	118.23	Rossignol
37	31	292514	HEEL Werner	1982	ITA	2:33.56	4.14	120.78	Rossignol
38	27	533131	SULLIVAN Marco	1980	USA	2:33.63	4.21	122.77	Nordica
39	60	293006	INNERHOFER Christof	1984	ITA	2:33.71	4.29	125.04	Rossignol
40	44	102814	BOURQUE Francois	1984	CAN	2:33.97	4.55	132.39	Salomon
41	13	510727	DEFAGO Didier	1977	SUI	2:33.99	4.57	132.95	Rossignol
42	35	192665	GRANGE Jean-Baptiste	1984	FRA	2:34.08	4.66	135.49	Rossignol
43	46	201606	KEPLER Stephan	1983	GER	2:34.52	5.10	147.86	Head
44	61	534567	LANNING Thomas (tj)	1984	USA	2:34.54	5.12	148.43	Nordica
45	28	532490	MACARTNEY Scott	1978	USA	2:34.67	5.25	152.07	Nordica
46	41	561067	PERKO Rok	1985	SLO	2:34.72	5.30	153.46	Stoekli
47	66	380260	KOSTELIC Ivica	1979	CRO	2:34.81	5.39	155.98	Fischer
48	47	191911	NOCENTI Cyril	1982	FRA	2:34.91	5.49	158.77	Dynastar
49	71	420911	SOLBAKKEN Bjarne	1977	NOR	2:34.92	5.50	159.05	Nordica
50	48	220228	MICKEL Finlay	1977	GBR	2:35.13	5.71	164.90	Atomic
51	45	192932	FAYED Guillermo	1985	FRA	2:35.25	5.83	168.23	
52	37	560447	SPORN Andrej	1981	SLO	2:35.49	6.07	174.89	Elan
53	68	292150	HAPPACHER Alex	1979	ITA	2:35.58	6.16	177.38	Rossignol
54	49	530939	WEIBRECHT Andrew	1986	USA	2:35.83	6.41	184.28	Rossignol
55	81	480736	HOROSHILOV Alexandr	1984	RUS	2:35.92	6.50	186.76	Salomon
56	36	501101	BYGGMARK Jens	1985	SWE	2:36.23	6.81	195.28	Atomic
57	34	50707	MATT Mario	1979	AUT	2:36.27	6.85	196.38	Fischer
58	52	510207	HARI Konrad	1978	SUI	2:36.36	6.94	198.84	Salomon
59	51	40171	BRANCH Craig	1977	AUS	2:36.52	7.10	203.22	Voelkl
60	59	150398	BANK Ondrej	1980	CZE	2:36.65	7.23	206.77	Elan
61	75	501324	OLSSON Matts	1988	SWE	2:37.46	8.04	228.75	Atomic
62	58	293141	VARETONI Silvano	1984	ITA	2:37.55	8.13	231.18	Atomic

#486 _____

--	--	--	--	--	--



AUDI FIS SKI WORLD CUP 2007/08
Wengen (SUI)



5th MEN'S DOWNHILL
RESULTS TRAINING 1 BY RANK

TUE 8 JAN 2008
Start Time: 12:15

Number of Competitors: 86

Rank	Bib	FIS Code	Name	Year of Birth	Nation	Time	Diff.	Dist. (m)	Ski
63	56	201439	STEHLE Johannes	1981	GER	2:37.56	8.14	231.45	Head
64	24	191740	CLAREY Johan	1981	FRA	2:37.57	8.15	231.72	Rossignol
65	72	50900	KOLL Alexander	1982	AUT	2:37.61	8.19	232.80	Salomon
66	50	191462	PAQUIN Pierre	1979	FRA	2:37.85	8.43	239.25	Salomon
67	73	293079	PITTSCHIELER Kurt	1984	ITA	2:37.88	8.46	240.06	Atomic
68	64	561085	KRIZAJ Andrej	1986	SLO	2:37.91	8.49	240.87	Rossignol
69	85	201811	STECHERT Tobias	1985	GER	2:38.26	8.84	250.24	Head
70	74	102727	STUTZ Paul	1983	CAN	2:38.28	8.86	250.78	Fischer
71	67	292056	GUFLER Michael	1979	ITA	2:38.45	9.03	255.31	Atomic
72	80	501230	ERICSSON Daniel	1987	SWE	2:38.70	9.28	261.97	
73	78	500656	LARSSON Markus	1979	SWE	2:39.29	9.87	277.59	Atomic
74	82	191459	LIZEROUX Julien	1979	FRA	2:42.03	12.61	348.66	Fischer
75	86	60159	VAN BUYNDER Frederik	1988	BEL	2:44.09	14.67	400.52	
	38	51215	BAUMANN Romed	1986	AUT	DNS			Fischer
	70	511313	JANKA Carlo	1986	SUI	DNS			Atomic
	76	50824	DREIER Christoph	1981	AUT	DNS			Head
	79	150644	KRYZL Krystof	1986	CZE	DNS			Elan
	83	150594	TREJBAL Filip	1985	CZE	DNS			Dynastar
	84	90047	GEORGIEV Stefan	1977	BUL	DNS			Rossignol
	9	102271	HUDEC Jan	1981	CAN	DNF			Rossignol
	33	510997	BERTHOD Marc	1983	SUI	DQ	Gate 37 Rule 629.3		Atomic
	43	510165	HOFER Beni	1978	SUI	DQ	Gate 37 Rule 629.3		Head
	62	50742	REICHELTHANN Hannes	1980	AUT	DQ	Gate 45 Rule 629.3		Fischer
	77	102403	SEMPLE Ryan	1982	CAN	DQ	Gate 37 Rule 629.3		

Reason for disqualification:

629.3 Does not pass through a gate correctly

Technical Delegate:
A. SCHRANZ (AUT) #486

LEGEND

DNS Did Not Start DNF Did Not Finish DQ Disqualified

08-01-2008 / Wengen (SUI) / 0442

Page 3/3

Data Processing by LONGINES

www.fis-ski.com

LONGINES Timing

Generation Date: TUE 8 JAN 2008

Time: 14:16

Document: 74B 1.0





Wengen

11.–13. JANUAR 2008



SRG SSR idée suisse swisscom



AUDI FIS SKI WORLD CUP 2007/08

Wengen (SUI)



5th MEN'S DOWNHILL

TUE 8 JAN 2008

RESULTS TRAINING 1 BY BIB

Start Time: 12:15

Jury

TD FIS	A. SCHRANZ	AUT
Referee	G. HUJARA	FIS
Assistant Referee	H. SCHMALZL	FIS
Chief of Race	U. NAEPLIN	SUI

Technical Data

Course Name	Lauberhorn
Start Altitude	2315 m
Finish Altitude	1287 m
Vertical Drop	1028 m
Course Length	4480 m
Homologation Number	8217/10/06

Race Information

Course Setter	H. SCHMALZL	FIS
Number of Gates	51	
Start Time	12:15	
Forerunners	A - A. CROISIER	SUI
	B - J. RUSSI	SUI

Weather: Sunny Snow: Hard Temperature – Start: –1 °C Finish: –3 °C

Number of Competitors: 86

Bib	FIS Code	Name	Year of Birth	Nation	Time	Rank	Ski
1	191116	DALCIN Pierre–Emmanuel	1977	FRA	2:31.49	(13)	Atomic
2	191415	BOTTOLLIER–LASQUIN Marc	1979	FRA	2:33.21	(30)	Dynastar
3	510747	GRUENENFELDER Tobias	1977	SUI	2:32.98	(26)	Stoeckli
4	50858	STREITBERGER Georg	1981	AUT	2:30.89	(10)	Fischer
5	510993	ALBRECHT Daniel	1983	SUI	2:31.45	(12)	Atomic
6	50451	GRUBER Christoph	1976	AUT	2:30.12	(6)	Fischer
7	510030	CUCHE Didier	1974	SUI	2:29.81	(2)	Head
8	350032	BUECHEL Marco	1971	LIE	2:29.42	(1)	Head
9	102271	HUDEC Jan	1981	CAN	DNF		Rossignol
10	510767	HOFFMANN Ambrosi	1977	SUI	2:32.17	(20)	Head
11	560332	JERMAN Andrej	1978	SLO	2:31.01	(11)	Stoeckli
12	50041	WALCHHOFER Michael	1975	AUT	2:30.65	(7)	Atomic
13	510727	DEFAGO Didier	1977	SUI	2:33.99	(41)	Rossignol
14	292455	FILL Peter	1982	ITA	2:31.86	(17)	Dynastar
15	50695	BUDER Andreas	1979	AUT	2:31.57	(14)	Head
16	102263	GUAY Erik	1981	CAN	2:32.46	(24)	Atomic
17	291641	SULZENBACHER Kurt	1976	ITA	2:30.09	(5)	Fischer
18	102899	OSBORNE–PARADIS Manuel	1984	CAN	2:32.32	(23)	Rossignol
19	50423	MAIER Hermann	1972	AUT	2:30.66	(8)	Head

08-01-2008 / Wengen (SUI) / 0442

Page 1/3

Data Processing by LONGINES


www.fis-ski.com

LONGINES Timing

Generation Date: TUE 8 JAN 2008

Time: 14:16

Document: 74A 1.0





AUDI FIS SKI WORLD CUP 2007/08
Wengen (SUI)



5th MEN'S DOWNHILL
RESULTS TRAINING 1 BY BIB

TUE 8 JAN 2008
Start Time: 12:15

Number of Competitors: 86

Bib	FIS Code	Name	Year of Birth	Nation	Time	Rank	Ski
20	532431	MILLER Bode	1977	USA	2:30.06	(4)	Head
21	102873	KUCERA John	1984	CAN	2:31.80	(16)	Atomic
22	533866	NYMAN Steven	1982	USA	2:31.63	(15)	Fischer
23	50625	RAICH Benjamin	1978	AUT	2:33.24	(32)	Atomic
24	191740	CLAREY Johan	1981	FRA	2:37.57	(64)	Rossignol
25	50753	KROELL Klaus	1980	AUT	2:30.05	(3)	Salomon
26	192746	THEAUX Adrien	1984	FRA	2:33.08	(28)	Rossignol
27	533131	SULLIVAN Marco	1980	USA	2:33.63	(38)	Nordica
28	532490	MACARTNEY Scott	1978	USA	2:34.67	(45)	Nordica
29	191591	BERTRAND Yannick	1980	FRA	2:30.74	(9)	Dynastar
30	290998	STAUDACHER Patrick	1980	ITA	2:32.15	(19)	Head
31	292514	HEEL Werner	1982	ITA	2:33.56	(37)	Rossignol
32	534562	LIGETY Ted	1984	USA	2:33.47	(36)	Rossignol
33	510997	BERTHOD Marc	1983	SUI	DQ	Gate 37 Rule 629.3	Atomic
34	50707	MATT Mario	1979	AUT	2:36.27	(57)	Fischer
35	192665	GRANGE Jean-Baptiste	1984	FRA	2:34.08	(42)	Rossignol
36	501101	BYGGMARK Jens	1985	SWE	2:36.23	(56)	Atomic
37	560447	SPORN Andrej	1981	SLO	2:35.49	(52)	Elan
38	51215	BAUMANN Romed	1986	AUT	DNS		Fischer
39	191964	POISSON David	1982	FRA	2:32.28	(21)	Salomon
40	501076	OLSSON Hans	1984	SWE	2:33.26	(33)	Head
41	561067	PERKO Rok	1985	SLO	2:34.72	(46)	Stoeckli
42	510498	ZUEGER Cornel	1981	SUI	2:33.06	(27)	Stoeckli
43	510165	HOFER Beni	1978	SUI	DQ	Gate 37 Rule 629.3	Head
44	102814	BOURQUE Francois	1984	CAN	2:33.97	(40)	Salomon
45	192932	FAYED Guillermo	1985	FRA	2:35.25	(51)	
46	201606	KEPPLER Stephan	1983	GER	2:34.52	(43)	Head
47	191911	NOCENTI Cyril	1982	FRA	2:34.91	(48)	Dynastar
48	220228	MICKEL Finlay	1977	GBR	2:35.13	(50)	Atomic
49	530939	WEIBRECHT Andrew	1986	USA	2:35.83	(54)	Rossignol
50	191462	PAQUIN Pierre	1979	FRA	2:37.85	(66)	Salomon
51	40171	BRANCH Craig	1977	AUS	2:36.52	(59)	Voelkl
52	510207	HARI Konrad	1978	SUI	2:36.36	(58)	Salomon
53	380292	ZRNCIC-DIM Natko	1986	CRO	2:32.30	(22)	Atomic
54	291389	FISCHNALLER Roland	1975	ITA	2:31.89	(18)	Head
55	292291	THANEI Stefan	1981	ITA	2:33.42	(34)	Dynastar
56	201439	STEHLE Johannes	1981	GER	2:37.56	(63)	Head
57	510969	BONETTI Michael	1982	SUI	2:33.45	(35)	Head
58	293141	VARETONI Silvano	1984	ITA	2:37.55	(62)	Atomic
59	150398	BANK Ondrej	1980	CZE	2:36.65	(60)	Elan
60	293006	INNERHOFER Christof	1984	ITA	2:33.71	(39)	Rossignol
61	534567	LANNING Thomas (tj)	1984	USA	2:34.54	(44)	Nordica
62	50742	REICHELTH Hannes	1980	AUT	DQ	Gate 45 Rule 629.3	Fischer
63	501026	RAINER Niklas	1983	SWE	2:33.22	(31)	Fischer
64	561085	KRIZAJ Andrej	1986	SLO	2:37.91	(68)	Rossignol
65	50547	SCHOENFELDER Rainer	1977	AUT	2:32.64	(25)	Fischer
66	380260	KOSTELIC Ivica	1979	CRO	2:34.81	(47)	Fischer

08-01-2008 / Wengen (SUI) / 0442

Page 2/3

Data Processing by LONGINES

www.fis-ski.com

LONGINES Timing

Generation Date: TUE 8 JAN 2008

Time: 14:16

Document: 74A 1.0

--	--	--	--	--	--



AUDI FIS SKI WORLD CUP 2007/08
Wengen (SUI)



5th MEN'S DOWNHILL
RESULTS TRAINING 1 BY BIB

TUE 8 JAN 2008
Start Time: 12:15

Number of Competitors: 86

Bib	FIS Code	Name	Year of Birth	Nation	Time	Rank	Ski
67	292056	GUFLER Michael	1979	ITA	2:38.45	(71)	Atomic
68	292150	HAPPACHER Alex	1979	ITA	2:35.58	(53)	Rossignol
69	292967	EISATH Florian	1984	ITA	2:33.15	(29)	Atomic
70	511313	JANKA Carlo	1986	SUI	DNS		Atomic
71	420911	SOLBAKKEN Bjarne	1977	NOR	2:34.92	(49)	Nordica
72	50900	KOLL Alexander	1982	AUT	2:37.61	(65)	Salomon
73	293079	PITTSCHIELER Kurt	1984	ITA	2:37.88	(67)	Atomic
74	102727	STUTZ Paul	1983	CAN	2:38.28	(70)	Fischer
75	501324	OLSSON Matts	1988	SWE	2:37.46	(61)	Atomic
76	50824	DREIER Christoph	1981	AUT	DNS		Head
77	102403	SEMPLE Ryan	1982	CAN	DQ	Gate 37 Rule 629.3	
78	500656	LARSSON Markus	1979	SWE	2:39.29	(73)	Atomic
79	150644	KRYZL Krystof	1986	CZE	DNS		Elan
80	501230	ERICSSON Daniel	1987	SWE	2:38.70	(72)	
81	480736	HOROSHILOV Alexandr	1984	RUS	2:35.92	(55)	Salomon
82	191459	LIZEROUX Julien	1979	FRA	2:42.03	(74)	Fischer
83	150594	TREJBAL Filip	1985	CZE	DNS		Dynastar
84	90047	GEORGIEV Stefan	1977	BUL	DNS		Rossignol
85	201811	STECHELT Tobias	1985	GER	2:38.26	(69)	Head
86	60159	VAN BUYNDER Frederik	1988	BEL	2:44.09	(75)	

Reason for disqualification:

629.3 Does not pass through a gate correctly

LEGEND

DNF Did Not Finish DQ Disqualified DNS Did Not Start

08-01-2008 / Wengen (SUI) / 0442

Page 3/3

Data Processing by LONGINES

www.fis-ski.com

LONGINES Timing

Generation Date: TUE 8 JAN 2008

Time: 14:16

Document: 74A 1.0

--	--	--	--	--	--



Wengen

11.–13. JANUAR 2008

JUNGFRAUBAHNEN



SRG SSR idée suisse swisscom



AUDI FIS SKI WORLD CUP 2007/08

Wengen (SUI)



5th MEN'S DOWNHILL

TUE 8 JAN 2008

PERFORMANCE ANALYSIS 1 TRAINING 1

Number of Competitors: 79

Rank	Bib	Name	Nation	Positions			Partials			Difference		Speed										
				Pos.	Time	Rank	Pos.	Time	Rank	Time	Dist(m)	Pos.	Km/h	Rank								
1	8	BUECHEL Marco	LIE	Int1: 45.82 (3)	Int2: 1:02.73 (2)	Int3: 1:26.61 (1)	Int4: 1:58.69 (1)	Int5: 2:12.03 (1)	Fin: 2:29.42 (1)	I1-I2: 16.91 (5)	I2-I3: 23.88 (1)	I3-I4: 32.08 (5)	I4-I5: 13.34 (8)	I5-Fin: 17.39 (6)	0.10	0.00	0.00	Sp1: 75.90 (8)	Sp2: 107.86 (2)	Sp3: 142.36 (34)	Avg.: 107.94	
2	7	CUCHE Didier	SUI	Int1: 45.72 (1)	Int2: 1:02.51 (1)	Int3: 1:26.81 (2)	Int4: 1:58.95 (3)	Int5: 2:12.43 (4)	Fin: 2:29.81 (2)	I1-I2: 16.79 (1)	I2-I3: 24.30 (9)	I3-I4: 32.14 (7)	I4-I5: 13.48 (25)	I5-Fin: 17.38 (4)	0.00	0.00	11.66	0.39	Sp1: 75.30 (15)	Sp2: 107.27 (6)	Sp3: 142.86 (25)	Avg.: 107.66
3	25	KROELL Klaus	AUT	Int1: 46.09 (6)	Int2: 1:03.24 (7)	Int3: 1:27.37 (6)	Int4: 1:59.35 (5)	Int5: 2:12.56 (5)	Fin: 2:30.05 (3)	I1-I2: 17.15 (20)	I2-I3: 24.13 (7)	I3-I4: 31.98 (2)	I4-I5: 13.21 (4)	I5-Fin: 17.49 (14)	0.37	0.73	18.81	0.63	Sp1: 74.80 (19)	Sp2: 107.86 (2)	Sp3: 146.97 (1)	Avg.: 107.48
4	20	MILLER Bode	USA	Int1: 46.17 (8)	Int2: 1:02.98 (3)	Int3: 1:26.87 (3)	Int4: 1:58.88 (2)	Int5: 2:12.33 (2)	Fin: 2:30.06 (4)	I1-I2: 16.81 (2)	I2-I3: 23.89 (2)	I3-I4: 32.01 (3)	I4-I5: 13.45 (20)	I5-Fin: 17.73 (25)	0.45	0.47	19.11	0.64	Sp1: 77.90 (2)	Sp2: 107.66 (5)	Sp3: 143.87 (11)	Avg.: 107.48
5	17	SULZENBACHER Kurt	ITA	Int1: 45.98 (5)	Int2: 1:03.00 (5)	Int3: 1:27.24 (4)	Int4: 1:59.28 (4)	Int5: 2:12.40 (3)	Fin: 2:30.09 (5)	I1-I2: 17.02 (9)	I2-I3: 24.24 (8)	I3-I4: 32.04 (4)	I4-I5: 13.12 (2)	I5-Fin: 17.69 (21)	0.26	0.49	20.00	0.67	Sp1: 74.00 (26)	Sp2: 108.26 (1)	Sp3: 144.38 (5)	Avg.: 107.46
6	6	GRUBER Christoph	AUT	Int1: 46.47 (20)	Int2: 1:03.35 (9)	Int3: 1:27.34 (5)	Int4: 1:59.65 (6)	Int5: 2:12.84 (6)	Fin: 2:30.12 (6)	I1-I2: 16.88 (4)	I2-I3: 23.99 (3)	I3-I4: 32.31 (11)	I4-I5: 13.19 (3)	I5-Fin: 17.28 (1)	0.75	0.84	20.89	0.70	Sp1: 79.20 (1)	Sp2: 106.30 (17)	Sp3: 143.87 (11)	Avg.: 107.43
7	12	WALCHHOFER Michael	AUT	Int1: 45.80 (2)	Int2: 1:02.99 (4)	Int3: 1:27.41 (7)	Int4: 1:59.90 (9)	Int5: 2:13.34 (10)	Fin: 2:30.65 (7)	I1-I2: 17.19 (26)	I2-I3: 24.42 (13)	I3-I4: 32.49 (20)	I4-I5: 13.44 (18)	I5-Fin: 17.31 (2)	0.08	0.48	1.23	1.23	Sp1: 72.80 (36)	Sp2: 106.88 (9)	Sp3: 143.87 (11)	Avg.: 107.06

08-01-2008 / Wengen (SUI) / 0442

Page 1/10

Data Processing by LONGINES


www.fis-ski.com

LONGINES Timing

Generation Date: TUE 8 JAN 2008

Time: 14:13

Document: 77A 1.0



PERFORMANCE ANALYSIS 1 TRAINING 1

Number of Competitors: 79

Rank	Bib	Name	Nation	Positions			Partials			Difference		Speed		
				Pos.	Time	Rank	Pos.	Time	Rank	Time	Dist(m)	Pos.	Km/h	Rank
8	19	MAIER Hermann	AUT	Int1: 46.41 (17) Int2: 1:03.41 (12) Int3: 1:27.44 (8) Int4: 1:59.75 (8) Int5: 2:13.02 (7) Fin: 2:30.66 (8)	I1-I2: 17.00 (8) I2-I3: 24.03 (4) I3-I4: 32.31 (11) I4-I5: 13.27 (5) I5-Fin: 17.64 (16)	0.69 0.90 0.83 1.06 0.99 1.24	36.87	Avg.: 107.05	Sp1: 76.50 (6) Sp2: 107.08 (7) Sp3: 143.36 (20)					
9	29	BERTRAND Yannick	FRA	Int1: 46.24 (10) Int2: 1:03.38 (11) Int3: 1:27.47 (9) Int4: 1:59.74 (7) Int5: 2:13.10 (8) Fin: 2:30.74 (9)	I1-I2: 17.14 (17) I2-I3: 24.09 (5) I3-I4: 32.27 (10) I4-I5: 13.36 (11) I5-Fin: 17.64 (16)	0.52 0.87 0.86 1.05 1.07 1.32	39.23	Avg.: 106.99	Sp1: 76.00 (7) Sp2: 106.49 (15) Sp3: 144.89 (2)					
10	4	STREITBERGER Georg	AUT	Int1: 46.40 (16) Int2: 1:03.54 (16) Int3: 1:28.01 (11) Int4: 2:00.11 (10) Int5: 2:13.53 (11) Fin: 2:30.89 (10)	I1-I2: 17.14 (17) I2-I3: 24.47 (14) I3-I4: 32.10 (6) I4-I5: 13.42 (15) I5-Fin: 17.36 (3)	0.68 1.03 1.40 1.42 1.50 1.47	43.65	Avg.: 106.89	Sp1: 73.90 (27) Sp2: 107.86 (2) Sp3: 144.38 (5)					
11	11	JERMAN Andrej	SLO	Int1: 46.29 (11) Int2: 1:03.90 (23) Int3: 1:28.28 (16) Int4: 2:00.24 (11) Int5: 2:13.30 (9) Fin: 2:31.01 (11)	I1-I2: 17.61 (57) I2-I3: 24.38 (12) I3-I4: 31.96 (1) I4-I5: 13.06 (1) I5-Fin: 17.71 (23)	0.57 1.39 1.67 1.55 1.27 1.59	47.17	Avg.: 106.80	Sp1: 72.10 (41) Sp2: 106.49 (15) Sp3: 144.89 (2)					
12	5	ALBRECHT Daniel	SUI	Int1: 46.31 (12) Int2: 1:03.26 (8) Int3: 1:28.03 (12) Int4: 2:00.44 (14) Int5: 2:13.94 (14) Fin: 2:31.45 (12)	I1-I2: 16.95 (6) I2-I3: 24.77 (32) I3-I4: 32.41 (14) I4-I5: 13.50 (28) I5-Fin: 17.51 (15)	0.59 0.75 1.42 1.75 1.91 2.03	60.05	Avg.: 106.49	Sp1: 74.80 (19) Sp2: 105.16 (35) Sp3: 142.36 (34)					
13	1	DALCIN Pierre-Emmanuel	FRA	Int1: 45.87 (4) Int2: 1:03.00 (5) Int3: 1:27.82 (10) Int4: 2:00.28 (12) Int5: 2:13.73 (12) Fin: 2:31.49 (13)	I1-I2: 17.13 (15) I2-I3: 24.82 (35) I3-I4: 32.46 (19) I4-I5: 13.45 (20) I5-Fin: 17.76 (28)	0.15 0.49 1.21 1.59 1.70 2.07	61.22	Avg.: 106.46	Sp1: 75.60 (12) Sp2: 105.16 (35) Sp3: 141.38 (47)					
14	15	BUDER Andreas	AUT	Int1: 46.13 (7) Int2: 1:03.37 (10) Int3: 1:28.03 (12) Int4: 2:00.66 (15) Int5: 2:14.16 (15) Fin: 2:31.57 (14)	I1-I2: 17.24 (27) I2-I3: 24.66 (23) I3-I4: 32.63 (26) I4-I5: 13.50 (28) I5-Fin: 17.41 (8)	0.41 0.86 1.42 1.97 2.13 2.15	63.55	Avg.: 106.41	Sp1: 72.10 (41) Sp2: 106.11 (22) Sp3: 143.36 (20)					
15	22	NYMAN Steven	USA	Int1: 46.38 (13) Int2: 1:03.50 (13) Int3: 1:28.15 (15) Int4: 2:00.33 (13) Int5: 2:13.80 (13) Fin: 2:31.63 (15)	I1-I2: 17.12 (14) I2-I3: 24.65 (21) I3-I4: 32.18 (8) I4-I5: 13.47 (23) I5-Fin: 17.83 (33)	0.66 0.99 1.54 1.64 1.77 2.21	65.30	Avg.: 106.36	Sp1: 74.30 (24) Sp2: 106.88 (9) Sp3: 143.36 (20)					
16	21	KUCERA John	CAN	Int1: 47.14 (45) Int2: 1:04.24 (35) Int3: 1:28.58 (20) Int4: 2:00.76 (16) Int5: 2:14.39 (18) Fin: 2:31.80 (16)	I1-I2: 17.10 (13) I2-I3: 24.34 (11) I3-I4: 32.18 (8) I4-I5: 13.63 (43) I5-Fin: 17.41 (8)	1.42 1.73 1.97 2.07 2.36 2.38	70.24	Avg.: 106.25	Sp1: 73.00 (34) Sp2: 104.97 (39) Sp3: 141.38 (47)					

PERFORMANCE ANALYSIS 1 TRAINING 1

Number of Competitors: 79

Rank	Bib	Name	Nation	Positions			Partials			Difference		Speed		
				Pos.	Time	Rank	Pos.	Time	Rank	Time	Dist(m)	Pos.	Km/h	Rank
17	14	FILL Peter	ITA	Int1: 46.95 (35)			I1-I2: 17.04 (10)			1.23		Sp1: 72.80 (36)		
				Int2: 1:03.99 (26)			I2-I3: 24.61 (19)			1.48		Sp2: 105.72 (27)		
				Int3: 1:28.60 (22)			I3-I4: 32.43 (16)			1.99		Sp3: 141.38 (47)		
				Int4: 2:01.03 (19)			I4-I5: 13.43 (17)			2.34				
				Int5: 2:14.46 (19)			I5-Fin: 17.40 (7)			2.43				
				Fin: 2:31.86 (17)						2.44	71.98	Avg.: 106.20		
18	54	FISCHNALLER Roland	ITA	Int1: 46.73 (29)			I1-I2: 17.28 (31)			1.01		Sp1: 75.90 (8)		
				Int2: 1:04.01 (29)			I2-I3: 24.30 (9)			1.50		Sp2: 107.08 (7)		
				Int3: 1:28.31 (17)			I3-I4: 32.45 (17)			1.70		Sp3: 143.87 (11)		
				Int4: 2:00.76 (16)			I4-I5: 13.42 (15)			2.07				
				Int5: 2:14.18 (16)			I5-Fin: 17.71 (23)			2.15				
				Fin: 2:31.89 (18)						2.47	72.85	Avg.: 106.18		
19	30	STAUDACHER Patrick	ITA	Int1: 46.62 (23)			I1-I2: 17.37 (38)			0.90		Sp1: 73.90 (27)		
				Int2: 1:03.99 (26)			I2-I3: 24.59 (18)			1.48		Sp2: 105.16 (35)		
				Int3: 1:28.58 (20)			I3-I4: 32.71 (36)			1.97		Sp3: 141.87 (42)		
				Int4: 2:01.29 (22)			I4-I5: 13.45 (20)			2.60				
				Int5: 2:14.74 (23)			I5-Fin: 17.41 (8)			2.71				
				Fin: 2:32.15 (19)						2.73	80.38	Avg.: 106.00		
20	10	HOFFMANN Ambrosi	SUI	Int1: 46.38 (13)			I1-I2: 17.48 (47)			0.66		Sp1: 75.70 (11)		
				Int2: 1:03.86 (21)			I2-I3: 24.56 (17)			1.35		Sp2: 106.30 (17)		
				Int3: 1:28.42 (18)			I3-I4: 32.71 (36)			1.81		Sp3: 142.86 (25)		
				Int4: 2:01.13 (20)			I4-I5: 13.36 (11)			2.44				
				Int5: 2:14.49 (20)			I5-Fin: 17.68 (20)			2.46				
				Fin: 2:32.17 (20)						2.75	80.96	Avg.: 105.99		
21	39	POISSON David	FRA	Int1: 46.80 (30)			I1-I2: 17.18 (25)			1.08		Sp1: 76.60 (5)		
				Int2: 1:03.98 (25)			I2-I3: 24.67 (24)			1.47		Sp2: 105.72 (27)		
				Int3: 1:28.65 (23)			I3-I4: 32.65 (29)			2.04		Sp3: 143.87 (11)		
				Int4: 2:01.30 (23)			I4-I5: 13.34 (8)			2.61				
				Int5: 2:14.64 (21)			I5-Fin: 17.64 (16)			2.61				
				Fin: 2:32.28 (21)						2.86	84.14	Avg.: 105.91		
22	53	ZRNCIC-DIM Natko	CRO	Int1: 46.86 (33)			I1-I2: 17.15 (20)			1.14		Sp1: 74.80 (19)		
				Int2: 1:04.01 (29)			I2-I3: 24.10 (6)			1.50		Sp2: 105.72 (27)		
				Int3: 1:28.11 (14)			I3-I4: 32.68 (33)			1.50		Sp3: 144.38 (5)		
				Int4: 2:00.79 (18)			I4-I5: 13.48 (25)			2.10				
				Int5: 2:14.27 (17)			I5-Fin: 18.03 (47)			2.24				
				Fin: 2:32.30 (22)						2.88	84.72	Avg.: 105.90		
23	18	OSBORNE-PARADIS Manuel	CAN	Int1: 46.39 (15)			I1-I2: 17.50 (48)			0.67		Sp1: 71.20 (47)		
				Int2: 1:03.89 (22)			I2-I3: 25.12 (46)			1.38		Sp2: 106.69 (14)		
				Int3: 1:29.01 (28)			I3-I4: 32.45 (17)			2.40		Sp3: 142.86 (25)		
				Int4: 2:01.46 (25)			I4-I5: 13.39 (14)			2.77				
				Int5: 2:14.85 (24)			I5-Fin: 17.47 (12)			2.82				
				Fin: 2:32.32 (23)						2.90	85.29	Avg.: 105.88		
24	16	GUAY Erik	CAN	Int1: 46.55 (22)			I1-I2: 17.14 (17)			0.83		Sp1: 73.40 (32)		
				Int2: 1:03.69 (18)			I2-I3: 24.83 (36)			1.18		Sp2: 106.11 (22)		
				Int3: 1:28.52 (19)			I3-I4: 32.66 (31)			1.91		Sp3: 143.87 (11)		
				Int4: 2:01.18 (21)			I4-I5: 13.55 (35)			2.49				
				Int5: 2:14.73 (22)			I5-Fin: 17.73 (25)			2.70				
				Fin: 2:32.46 (24)						3.04	89.33	Avg.: 105.79		
25	65	SCHOENFELDER Rainer	AUT	Int1: 46.86 (33)			I1-I2: 17.13 (15)			1.14		Sp1: 66.70 (60)		
				Int2: 1:03.99 (26)			I2-I3: 25.00 (42)			1.48		Sp2: 104.97 (39)		
				Int3: 1:28.99 (27)			I3-I4: 32.84 (48)			2.38		Sp3: 142.86 (25)		
				Int4: 2:01.83 (30)			I4-I5: 13.34 (8)			3.14				
				Int5: 2:15.17 (28)			I5-Fin: 17.47 (12)			3.14				
				Fin: 2:32.64 (25)						3.22	94.51	Avg.: 105.66		

PERFORMANCE ANALYSIS 1 TRAINING 1

Number of Competitors: 79

Rank	Bib	Name	Nation	Positions			Partials			Difference		Speed		
				Pos.	Time	Rank	Pos.	Time	Rank	Time	Dist(m)	Pos.	Km/h	Rank
26	3	GRUENENFELDER Tobias	SUI	Int1: 46.45 (19)			I1-I2: 17.34 (34)			0.73		Sp1: 73.00 (34)		
				Int2: 1:03.79 (20)			I2-I3: 24.87 (37)			1.28		Sp2: 105.72 (27)		
				Int3: 1:28.66 (24)			I3-I4: 32.75 (40)			2.05		Sp3: 139.45 (72)		
				Int4: 2:01.41 (24)			I4-I5: 13.64 (44)			2.72				
				Int5: 2:15.05 (25)			I5-Fin: 17.93 (43)			3.02				
				Fin: 2:32.98 (26)						3.56	104.25	Avg.: 105.43		
27	42	ZUEGER Cornel	SUI	Int1: 46.23 (9)			I1-I2: 17.29 (32)			0.51		Sp1: 60.10 (69)		
				Int2: 1:03.52 (14)			I2-I3: 25.98 (64)			1.01		Sp2: 102.40 (59)		
				Int3: 1:29.50 (38)			I3-I4: 32.39 (13)			2.89		Sp3: 143.87 (11)		
				Int4: 2:01.89 (32)			I4-I5: 13.31 (7)			3.20				
				Int5: 2:15.20 (29)			I5-Fin: 17.86 (35)			3.17				
				Fin: 2:33.06 (27)						3.64	106.54	Avg.: 105.37		
28	26	THEAUX Adrien	FRA	Int1: 47.11 (41)			I1-I2: 17.33 (33)			1.39		Sp1: 74.90 (18)		
				Int2: 1:04.44 (37)			I2-I3: 24.53 (15)			1.93		Sp2: 106.88 (9)		
				Int3: 1:28.97 (26)			I3-I4: 32.60 (25)			2.36		Sp3: 144.38 (5)		
				Int4: 2:01.57 (26)			I4-I5: 13.58 (39)			2.88				
				Int5: 2:15.15 (27)			I5-Fin: 17.93 (43)			3.12				
				Fin: 2:33.08 (28)						3.66	107.11	Avg.: 105.36		
29	43	HOFER Beni	SUI	Int1: 46.68 (25)			I1-I2: 16.85 (3)			0.96		Sp1: 65.70 (63)		
				Int2: 1:03.53 (15)			I2-I3: 25.48 (58)			1.02		Sp2: 104.22 (49)		
				Int3: 1:29.01 (28)			I3-I4: 32.81 (44)			2.40		Sp3: 141.87 (42)		
				Int4: 2:01.82 (29)			I4-I5: 13.29 (6)			3.13				
				Int5: 2:15.11 (26)			I5-Fin: 18.02 (46)			3.08				
				Fin: 2:33.13 (29)						3.71	108.54	Avg.: 105.32		
30	69	EISATH Florian	ITA	Int1: 47.31 (49)			I1-I2: 17.15 (20)			1.59		Sp1: 77.50 (3)		
				Int2: 1:04.46 (40)			I2-I3: 24.68 (26)			1.95		Sp2: 104.97 (39)		
				Int3: 1:29.14 (32)			I3-I4: 32.66 (31)			2.53		Sp3: 139.93 (67)		
				Int4: 2:01.80 (28)			I4-I5: 13.55 (35)			3.11				
				Int5: 2:15.35 (30)			I5-Fin: 17.80 (31)			3.32				
				Fin: 2:33.15 (30)						3.73	109.11	Avg.: 105.31		
31	2	BOTTOLLIER-LASQUIN Marc	FRA	Int1: 46.49 (21)			I1-I2: 17.60 (56)			0.77		Sp1: 69.60 (52)		
				Int2: 1:04.09 (32)			I2-I3: 25.37 (54)			1.58		Sp2: 104.97 (39)		
				Int3: 1:29.46 (36)			I3-I4: 32.76 (41)			2.85		Sp3: 140.89 (58)		
				Int4: 2:02.22 (36)			I4-I5: 13.54 (34)			3.53				
				Int5: 2:15.76 (36)			I5-Fin: 17.45 (11)			3.73				
				Fin: 2:33.21 (31)						3.79	110.82	Avg.: 105.27		
32	63	RAINER Niklas	SWE	Int1: 47.11 (41)			I1-I2: 17.42 (45)			1.39		Sp1: 75.10 (16)		
				Int2: 1:04.53 (44)			I2-I3: 24.71 (28)			2.02		Sp2: 105.72 (27)		
				Int3: 1:29.24 (35)			I3-I4: 33.04 (51)			2.63		Sp3: 139.45 (72)		
				Int4: 2:02.28 (38)			I4-I5: 13.56 (37)			3.59				
				Int5: 2:15.84 (40)			I5-Fin: 17.38 (4)			3.81				
				Fin: 2:33.22 (32)						3.80	111.11	Avg.: 105.26		
33	23	RAICH Benjamin	AUT	Int1: 46.66 (24)			I1-I2: 17.09 (12)			0.94		Sp1: 66.60 (61)		
				Int2: 1:03.75 (19)			I2-I3: 25.33 (52)			1.24		Sp2: 101.87 (63)		
				Int3: 1:29.08 (30)			I3-I4: 32.82 (45)			2.47		Sp3: 141.87 (42)		
				Int4: 2:01.90 (33)			I4-I5: 13.50 (28)			3.21				
				Int5: 2:15.40 (32)			I5-Fin: 17.84 (34)			3.37				
				Fin: 2:33.24 (33)						3.82	111.68	Avg.: 105.25		
34	40	OLSSON Hans	SWE	Int1: 46.42 (18)			I1-I2: 17.15 (20)			0.70		Sp1: 75.10 (16)		
				Int2: 1:03.57 (17)			I2-I3: 25.11 (45)			1.06		Sp2: 105.72 (27)		
				Int3: 1:28.68 (25)			I3-I4: 33.22 (55)			2.07		Sp3: 142.86 (25)		
				Int4: 2:01.90 (33)			I4-I5: 13.47 (23)			3.21				
				Int5: 2:15.37 (31)			I5-Fin: 17.89 (38)			3.34				
				Fin: 2:33.26 (34)						3.84	112.25	Avg.: 105.23		

PERFORMANCE ANALYSIS 1 TRAINING 1

Number of Competitors: 79

Rank	Bib	Name	Nation	Positions			Partials			Difference		Speed		
				Pos.	Time	Rank	Pos.	Time	Rank	Time	Dist(m)	Pos.	Km/h	Rank
35	55	THANEI Stefan	ITA	Int1: 46.97 (37)			I1-I2: 17.34 (34)			1.25		Sp1: 68.40 (58)		
				Int2: 1:04.31 (36)			I2-I3: 25.27 (49)			1.80		Sp2: 104.04 (50)		
				Int3: 1:29.58 (39)			I3-I4: 32.65 (29)			2.97		Sp3: 143.36 (20)		
				Int4: 2:02.23 (37)			I4-I5: 13.50 (28)			3.54				
				Int5: 2:15.73 (35)			I5-Fin: 17.69 (21)			3.70				
				Fin: 2:33.42 (35)						4.00	116.80	Avg.: 105.12		
36	57	BONETTI Michael	SUI	Int1: 47.28 (48)			I1-I2: 17.17 (24)			1.56		Sp1: 69.40 (55)		
				Int2: 1:04.45 (39)			I2-I3: 24.75 (31)			1.94		Sp2: 104.41 (47)		
				Int3: 1:29.20 (34)			I3-I4: 32.63 (26)			2.59		Sp3: 142.36 (34)		
				Int4: 2:01.83 (30)			I4-I5: 13.72 (54)			3.14				
				Int5: 2:15.55 (33)			I5-Fin: 17.90 (39)			3.52				
				Fin: 2:33.45 (36)						4.03	117.66	Avg.: 105.10		
37	32	LIGETY Ted	USA	Int1: 47.40 (53)			I1-I2: 17.04 (10)			1.68		Sp1: 74.30 (24)		
				Int2: 1:04.44 (37)			I2-I3: 24.70 (27)			1.93		Sp2: 104.59 (44)		
				Int3: 1:29.14 (32)			I3-I4: 32.56 (24)			2.53		Sp3: 142.86 (25)		
				Int4: 2:01.70 (27)			I4-I5: 13.89 (70)			3.01				
				Int5: 2:15.59 (34)			I5-Fin: 17.88 (37)			3.56				
				Fin: 2:33.47 (37)						4.05	118.23	Avg.: 105.09		
38	31	HEEL Werner	ITA	Int1: 47.84 (65)			I1-I2: 17.37 (38)			2.12		Sp1: 75.60 (12)		
				Int2: 1:05.21 (58)			I2-I3: 24.55 (16)			2.70		Sp2: 106.88 (9)		
				Int3: 1:29.76 (41)			I3-I4: 32.53 (21)			3.15		Sp3: 141.38 (47)		
				Int4: 2:02.29 (39)			I4-I5: 13.50 (28)			3.60				
				Int5: 2:15.79 (37)			I5-Fin: 17.77 (29)			3.76				
				Fin: 2:33.56 (38)						4.14	120.78	Avg.: 105.03		
39	27	SULLIVAN Marco	USA	Int1: 46.70 (27)			I1-I2: 17.25 (29)			0.98		Sp1: 69.90 (51)		
				Int2: 1:03.95 (24)			I2-I3: 25.84 (62)			1.44		Sp2: 104.59 (44)		
				Int3: 1:29.79 (43)			I3-I4: 32.53 (21)			3.18		Sp3: 143.87 (11)		
				Int4: 2:02.32 (40)			I4-I5: 13.56 (37)			3.63				
				Int5: 2:15.88 (41)			I5-Fin: 17.75 (27)			3.85				
				Fin: 2:33.63 (39)						4.21	122.77	Avg.: 104.98		
40	60	INNERHOFER Christof	ITA	Int1: 46.72 (28)			I1-I2: 17.91 (69)			1.00		Sp1: 66.20 (62)		
				Int2: 1:04.63 (46)			I2-I3: 25.04 (43)			2.12		Sp2: 101.52 (65)		
				Int3: 1:29.67 (40)			I3-I4: 32.70 (35)			3.06		Sp3: 141.87 (42)		
				Int4: 2:02.37 (41)			I4-I5: 13.44 (18)			3.68				
				Int5: 2:15.81 (39)			I5-Fin: 17.90 (39)			3.78				
				Fin: 2:33.71 (40)						4.29	125.04	Avg.: 104.92		
41	44	BOURQUE Francois	CAN	Int1: 1:04.52 (42)			I1-I2: 24.61 (19)			2.01		Sp1: 106.30 (17)		
				Int3: 1:29.13 (31)			I2-I3: 32.83 (47)			2.52		Sp2: 140.41 (62)		
				Int4: 2:01.96 (35)			I3-I4: 13.83 (63)			3.27				
				Int5: 2:15.79 (37)			I4-I5: 18.18 (55)			3.76				
				Fin: 2:33.97 (41)						4.55	132.39	Avg.: 104.75		
42	13	DEFAGO Didier	SUI	Int1: 46.80 (30)			I1-I2: 17.67 (61)			1.08		Sp1: 69.60 (52)		
				Int2: 1:04.47 (41)			I2-I3: 25.46 (57)			1.96		Sp2: 105.53 (34)		
				Int3: 1:29.93 (44)			I3-I4: 32.74 (39)			3.32		Sp3: 140.89 (58)		
				Int4: 2:02.67 (43)			I4-I5: 13.65 (45)			3.98				
				Int5: 2:16.32 (46)			I5-Fin: 17.67 (19)			4.29				
				Fin: 2:33.99 (42)						4.57	132.95	Avg.: 104.73		
43	35	GRANGE Jean-Baptiste	FRA	Int1: 47.72 (61)			I1-I2: 17.43 (46)			2.00		Sp1: 77.40 (4)		
				Int2: 1:05.15 (55)			I2-I3: 24.89 (39)			2.64		Sp2: 106.88 (9)		
				Int3: 1:30.04 (45)			I3-I4: 32.69 (34)			3.43		Sp3: 142.36 (34)		
				Int4: 2:02.73 (44)			I4-I5: 13.53 (33)			4.04				
				Int5: 2:16.26 (42)			I5-Fin: 17.82 (32)			4.23				
				Fin: 2:34.08 (43)						4.66	135.49	Avg.: 104.67		

PERFORMANCE ANALYSIS 1 TRAINING 1

Number of Competitors: 79

Rank	Bib	Name	Nation	Positions			Partials			Difference		Speed		
				Pos.	Time	Rank	Pos.	Time	Rank	Time	Dist(m)	Pos.	Km/h	Rank
44	46	KEPPLER Stephan	GER	Int1: 47.77 (62)			I1-I2: 17.61 (57)			2.05		Sp1: 73.60 (29)		
				Int2: 1:05.38 (62)			I2-I3: 24.73 (30)			2.87		Sp2: 106.30 (17)		
				Int3: 1:30.11 (48)			I3-I4: 32.79 (42)			3.50		Sp3: 143.87 (11)		
				Int4: 2:02.90 (47)			I4-I5: 13.36 (11)			4.21				
				Int5: 2:16.26 (42)			I5-Fin: 18.26 (58)			4.23				
				Fin: 2:34.52 (44)						5.10	147.86	Avg.: 104.37		
45	61	LANNING Thomas (tj)	USA	Int1: 47.35 (51)			I1-I2: 17.81 (64)			1.63		Sp1: 70.60 (50)		
				Int2: 1:05.16 (57)			I2-I3: 24.88 (38)			2.65		Sp2: 105.72 (27)		
				Int3: 1:30.04 (45)			I3-I4: 32.55 (23)			3.43		Sp3: 144.89 (2)		
				Int4: 2:02.59 (42)			I4-I5: 13.67 (50)			3.90				
				Int5: 2:16.26 (42)			I5-Fin: 18.28 (59)			4.23				
				Fin: 2:34.54 (45)						5.12	148.43	Avg.: 104.36		
46	28	MACARTNEY Scott	USA	Int1: 47.71 (60)			I1-I2: 17.81 (64)			1.99		Sp1: 75.50 (14)		
				Int2: 1:05.52 (66)			I2-I3: 24.65 (21)			3.01		Sp2: 106.30 (17)		
				Int3: 1:30.17 (52)			I3-I4: 32.63 (26)			3.56		Sp3: 144.38 (5)		
				Int4: 2:02.80 (45)			I4-I5: 13.49 (27)			4.11				
				Int5: 2:16.29 (45)			I5-Fin: 18.38 (65)			4.26				
				Fin: 2:34.67 (46)						5.25	152.07	Avg.: 104.27		
47	41	PERKO Rok	SLO	Int1: 47.05 (39)			I1-I2: 17.93 (70)			1.33		Sp1: 72.30 (40)		
				Int2: 1:04.98 (52)			I2-I3: 24.78 (33)			2.47		Sp2: 106.11 (22)		
				Int3: 1:29.76 (41)			I3-I4: 33.22 (55)			3.15		Sp3: 142.36 (34)		
				Int4: 2:02.98 (48)			I4-I5: 13.74 (57)			4.29				
				Int5: 2:16.72 (48)			I5-Fin: 18.00 (45)			4.69				
				Fin: 2:34.72 (47)						5.30	153.46	Avg.: 104.24		
48	66	KOSTELIC Ivica	CRO	Int1: 47.35 (51)			I1-I2: 17.37 (38)			1.63		Sp1: 65.20 (65)		
				Int2: 1:04.72 (48)			I2-I3: 25.68 (61)			2.21		Sp2: 103.49 (54)		
				Int3: 1:30.40 (55)			I3-I4: 32.79 (42)			3.79		Sp3: 142.36 (34)		
				Int4: 2:03.19 (50)			I4-I5: 13.58 (39)			4.50				
				Int5: 2:16.77 (49)			I5-Fin: 18.04 (49)			4.74				
				Fin: 2:34.81 (48)						5.39	155.98	Avg.: 104.18		
49	47	NOCENTI Cyril	FRA	Int1: 47.51 (54)			I1-I2: 17.51 (49)			1.79		Sp1: 71.20 (47)		
				Int2: 1:05.02 (53)			I2-I3: 25.28 (50)			2.51		Sp2: 105.92 (25)		
				Int3: 1:30.30 (54)			I3-I4: 33.18 (54)			3.69		Sp3: 142.86 (25)		
				Int4: 2:03.48 (53)			I4-I5: 13.66 (48)			4.79				
				Int5: 2:17.14 (52)			I5-Fin: 17.77 (29)			5.11				
				Fin: 2:34.91 (49)						5.49	158.77	Avg.: 104.11		
50	71	SOLBAKKEN Bjarne	NOR	Int1: 46.95 (35)			I1-I2: 17.26 (30)			1.23		Sp1: 74.70 (23)		
				Int2: 1:04.21 (33)			I2-I3: 25.94 (63)			1.70		Sp2: 103.85 (52)		
				Int3: 1:30.15 (50)			I3-I4: 32.71 (36)			3.54		Sp3: 141.38 (47)		
				Int4: 2:02.86 (46)			I4-I5: 13.65 (45)			4.17				
				Int5: 2:16.51 (47)			I5-Fin: 18.41 (67)			4.48				
				Fin: 2:34.92 (50)						5.50	159.05	Avg.: 104.11		
51	48	MICKEL Finlay	GBR	Int1: 47.31 (49)			I1-I2: 17.59 (55)			1.59		Sp1: 75.80 (10)		
				Int2: 1:04.90 (50)			I2-I3: 25.18 (47)			2.39		Sp2: 103.49 (54)		
				Int3: 1:30.08 (47)			I3-I4: 33.16 (53)			3.47		Sp3: 140.41 (62)		
				Int4: 2:03.24 (51)			I4-I5: 13.71 (53)			4.55				
				Int5: 2:16.95 (51)			I5-Fin: 18.18 (55)			4.92				
				Fin: 2:35.13 (51)						5.71	164.90	Avg.: 103.96		
52	45	FAYED Guillermo	FRA	Int1: 46.69 (26)			I1-I2: 17.54 (50)			0.97		Sp1: 72.10 (41)		
				Int2: 1:04.23 (34)			I2-I3: 25.26 (48)			1.72		Sp2: 104.59 (44)		
				Int3: 1:29.49 (37)			I3-I4: 33.67 (73)			2.88		Sp3: 141.38 (47)		
				Int4: 2:03.16 (49)			I4-I5: 13.78 (60)			4.47				
				Int5: 2:16.94 (50)			I5-Fin: 18.31 (61)			4.91				
				Fin: 2:35.25 (52)						5.83	168.23	Avg.: 103.88		

PERFORMANCE ANALYSIS 1 TRAINING 1

Number of Competitors: 79

Rank	Bib	Name	Nation	Positions			Partials			Difference		Speed													
				Pos.	Time	Rank	Pos.	Time	Rank	Time	Dist(m)	Pos.	Km/h	Rank											
53	37	SPORN Andrej	SLO	Int1: 47.14 (45)	Int2: 1:04.84 (49)	Int3: 1:31.29 (62)	Int4: 2:03.71 (55)	Int5: 2:17.32 (54)	Fin: 2:35.49 (53)	I1-I2: 17.70 (62)	I2-I3: 26.45 (70)	I3-I4: 32.42 (15)	I4-I5: 13.61 (41)	I5-Fin: 18.17 (52)	1.42	2.33	4.68	5.02	5.29	6.07	174.89	Sp1: 63.60 (66)	Sp2: 102.94 (56)	Sp3: 144.38 (5)	Avg.: 103.72
54	68	HAPPACHER Alex	ITA	Int1: 47.84 (65)	Int2: 1:05.25 (60)	Int3: 1:30.15 (50)	Int4: 2:03.52 (54)	Int5: 2:17.25 (53)	Fin: 2:35.58 (54)	I1-I2: 17.41 (43)	I2-I3: 24.90 (40)	I3-I4: 33.37 (64)	I4-I5: 13.73 (56)	I5-Fin: 18.33 (62)	2.12	2.74	3.54	4.83	5.22	6.16	177.38	Sp1: 73.60 (29)	Sp2: 104.04 (50)	Sp3: 141.38 (47)	Avg.: 103.66
55	49	WEIBRECHT Andrew	USA	Int1: 47.13 (43)	Int2: 1:04.71 (47)	Int3: 1:30.95 (57)	Int4: 2:04.30 (59)	Int5: 2:17.91 (57)	Fin: 2:35.83 (55)	I1-I2: 17.58 (54)	I2-I3: 26.24 (67)	I3-I4: 33.35 (63)	I4-I5: 13.61 (41)	I5-Fin: 17.92 (41)	1.41	2.20	4.34	5.61	5.88	6.41	184.28	Sp1: 62.50 (67)	Sp2: 99.62 (73)	Sp3: 139.93 (67)	Avg.: 103.50
56	81	HOROSHILOV Alexandr	RUS	Int1: 47.66 (56)	Int2: 1:05.07 (54)	Int3: 1:30.13 (49)	Int4: 2:03.46 (52)	Int5: 2:17.37 (55)	Fin: 2:35.92 (56)	I1-I2: 17.41 (43)	I2-I3: 25.06 (44)	I3-I4: 33.33 (62)	I4-I5: 13.91 (74)	I5-Fin: 18.55 (69)	1.94	2.56	3.52	4.77	5.34	6.50	186.76	Sp1: 72.00 (44)	Sp2: 105.92 (25)	Sp3: 140.41 (62)	Avg.: 103.44
57	36	BYGGMARK Jens	SWE	Int1: 48.28 (70)	Int2: 1:05.68 (68)	Int3: 1:31.10 (59)	Int4: 2:04.33 (60)	Int5: 2:18.20 (60)	Fin: 2:36.23 (57)	I1-I2: 17.40 (42)	I2-I3: 25.42 (56)	I3-I4: 33.23 (57)	I4-I5: 13.87 (66)	I5-Fin: 18.03 (47)	2.56	3.17	4.49	5.64	6.17	6.81	195.28	Sp1: 72.40 (39)	Sp2: 103.85 (52)	Sp3: 142.86 (25)	Avg.: 103.23
58	34	MATT Mario	AUT	Int1: 48.04 (69)	Int2: 1:05.39 (63)	Int3: 1:30.67 (56)	Int4: 2:03.98 (57)	Int5: 2:17.93 (59)	Fin: 2:36.27 (58)	I1-I2: 17.35 (36)	I2-I3: 25.28 (50)	I3-I4: 33.31 (60)	I4-I5: 13.95 (76)	I5-Fin: 18.34 (64)	2.32	2.88	4.06	5.29	5.90	6.85	196.38	Sp1: 71.80 (45)	Sp2: 102.40 (59)	Sp3: 139.93 (67)	Avg.: 103.21
59	52	HARI Konrad	SUI	Int1: 47.26 (47)	Int2: 1:04.90 (50)	Int3: 1:30.24 (53)	Int4: 2:03.82 (56)	Int5: 2:17.57 (56)	Fin: 2:36.36 (59)	I1-I2: 17.64 (60)	I2-I3: 25.34 (53)	I3-I4: 33.58 (71)	I4-I5: 13.75 (58)	I5-Fin: 18.79 (74)	1.54	2.39	3.63	5.13	5.54	6.94	198.84	Sp1: 68.10 (59)	Sp2: 102.58 (58)	Sp3: 138.97 (74)	Avg.: 103.15
60	51	BRANCH Craig	AUS	Int1: 47.66 (56)	Int2: 1:05.60 (67)	Int3: 1:31.10 (59)	Int4: 2:04.09 (58)	Int5: 2:17.91 (57)	Fin: 2:36.52 (60)	I1-I2: 17.94 (71)	I2-I3: 25.50 (60)	I3-I4: 32.99 (50)	I4-I5: 13.82 (62)	I5-Fin: 18.61 (72)	1.94	3.09	4.49	5.40	5.88	7.10	203.22	Sp1: 70.80 (49)	Sp2: 102.94 (56)	Sp3: 142.86 (25)	Avg.: 103.04
61	59	BANK Ondrej	CZE	Int1: 49.65 (75)	Int2: 1:07.54 (76)	Int3: 1:32.21 (70)	Int4: 2:05.03 (61)	Int5: 2:18.73 (61)	Fin: 2:36.65 (61)	I1-I2: 17.89 (66)	I2-I3: 24.67 (24)	I3-I4: 32.82 (45)	I4-I5: 13.70 (52)	I5-Fin: 17.92 (41)	3.93	5.03	5.60	6.34	6.70	7.23	206.77	Sp1: 73.50 (31)	Sp2: 104.97 (39)	Sp3: 142.36 (34)	Avg.: 102.96

PERFORMANCE ANALYSIS 1 TRAINING 1

Number of Competitors: 79

Rank	Bib	Name	Nation	Positions			Partials			Difference		Speed		
				Pos.	Time	Rank	Pos.	Time	Rank	Time	Dist(m)	Pos.	Km/h	Rank
62	75	OLSSON Matts	SWE	Int1: 47.85 (67)			I1-I2: 17.90 (68)			2.13		Sp1: 71.30 (46)		
				Int2: 1:05.75 (70)			I2-I3: 25.48 (58)			3.24		Sp2: 102.05 (62)		
				Int3: 1:31.23 (61)			I3-I4: 33.84 (74)			4.62		Sp3: 141.38 (47)		
				Int4: 2:05.07 (62)			I4-I5: 13.76 (59)			6.38				
				Int5: 2:18.83 (62)			I5-Fin: 18.63 (73)			6.80				
				Fin: 2:37.46 (62)						8.04	228.75	Avg.: 102.43		
63	58	VARETTONI Silvano	ITA	Int1: 47.10 (40)			I1-I2: 18.05 (74)			1.38		Sp1: 52.00 (76)		
				Int2: 1:05.15 (55)			I2-I3: 27.21 (76)			2.64		Sp2: 97.96 (75)		
				Int3: 1:32.36 (72)			I3-I4: 33.05 (52)			5.75		Sp3: 140.41 (62)		
				Int4: 2:05.41 (65)			I4-I5: 13.65 (45)			6.72				
				Int5: 2:19.06 (63)			I5-Fin: 18.49 (68)			7.03				
				Fin: 2:37.55 (63)						8.13	231.18	Avg.: 102.37		
64	56	STEHLE Johannes	GER	Int1: 47.94 (68)			I1-I2: 17.35 (36)			2.22		Sp1: 56.90 (73)		
				Int2: 1:05.29 (61)			I2-I3: 26.78 (73)			2.78		Sp2: 100.65 (70)		
				Int3: 1:32.07 (67)			I3-I4: 33.47 (66)			5.46		Sp3: 140.89 (58)		
				Int4: 2:05.54 (67)			I4-I5: 13.87 (66)			6.85				
				Int5: 2:19.41 (68)			I5-Fin: 18.15 (51)			7.38				
				Fin: 2:37.56 (64)						8.14	231.45	Avg.: 102.36		
65	24	CLAREY Johan	FRA	Int1: 46.84 (32)			I1-I2: 17.24 (27)			1.12		Sp1: 49.50 (77)		
				Int2: 1:04.08 (31)			I2-I3: 28.17 (78)			1.57		Sp2: 97.80 (76)		
				Int3: 1:32.25 (71)			I3-I4: 33.32 (61)			5.64		Sp3: 141.38 (47)		
				Int4: 2:05.57 (68)			I4-I5: 13.67 (50)			6.88				
				Int5: 2:19.24 (65)			I5-Fin: 18.33 (62)			7.21				
				Fin: 2:37.57 (65)						8.15	231.72	Avg.: 102.35		
66	72	KOLL Alexander	AUT	Int1: 48.44 (72)			I1-I2: 18.27 (77)			2.72		Sp1: 69.60 (52)		
				Int2: 1:06.71 (74)			I2-I3: 25.38 (55)			4.20		Sp2: 100.13 (71)		
				Int3: 1:32.09 (68)			I3-I4: 33.51 (68)			5.48		Sp3: 139.93 (67)		
				Int4: 2:05.60 (69)			I4-I5: 13.84 (64)			6.91				
				Int5: 2:19.44 (69)			I5-Fin: 18.17 (52)			7.41				
				Fin: 2:37.61 (66)						8.19	232.80	Avg.: 102.33		
67	50	PAQUIN Pierre	FRA	Int1: 48.38 (71)			I1-I2: 17.57 (53)			2.66		Sp1: 65.50 (64)		
				Int2: 1:05.95 (71)			I2-I3: 26.05 (65)			3.44		Sp2: 101.17 (67)		
				Int3: 1:32.00 (64)			I3-I4: 33.66 (72)			5.39		Sp3: 141.38 (47)		
				Int4: 2:05.66 (71)			I4-I5: 13.89 (70)			6.97				
				Int5: 2:19.55 (71)			I5-Fin: 18.30 (60)			7.52				
				Fin: 2:37.85 (67)						8.43	239.25	Avg.: 102.17		
68	73	PITTSCHIELER Kurt	ITA	Int1: 48.62 (73)			I1-I2: 17.62 (59)			2.90		Sp1: 73.40 (32)		
				Int2: 1:06.24 (72)			I2-I3: 24.80 (34)			3.73		Sp2: 101.34 (66)		
				Int3: 1:31.04 (58)			I3-I4: 34.31 (78)			4.43		Sp3: 137.57 (76)		
				Int4: 2:05.35 (63)			I4-I5: 13.93 (75)			6.66				
				Int5: 2:19.28 (66)			I5-Fin: 18.60 (71)			7.25				
				Fin: 2:37.88 (68)						8.46	240.06	Avg.: 102.15		
69	64	KRIZAJ Andrej	SLO	Int1: 47.13 (43)			I1-I2: 17.39 (41)			1.41		Sp1: 52.10 (75)		
				Int2: 1:04.52 (42)			I2-I3: 27.51 (77)			2.01		Sp2: 96.67 (78)		
				Int3: 1:32.03 (65)			I3-I4: 33.44 (65)			5.42		Sp3: 139.93 (67)		
				Int4: 2:05.47 (66)			I4-I5: 13.89 (70)			6.78				
				Int5: 2:19.36 (67)			I5-Fin: 18.55 (69)			7.33				
				Fin: 2:37.91 (69)						8.49	240.87	Avg.: 102.13		
70	85	STECHERT Tobias	GER	Int1: 47.55 (55)			I1-I2: 17.89 (66)			1.83		Sp1: 58.70 (71)		
				Int2: 1:05.44 (64)			I2-I3: 26.65 (72)			2.93		Sp2: 101.17 (67)		
				Int3: 1:32.09 (68)			I3-I4: 33.28 (59)			5.48		Sp3: 142.36 (34)		
				Int4: 2:05.37 (64)			I4-I5: 13.85 (65)			6.68				
				Int5: 2:19.22 (64)			I5-Fin: 19.04 (77)			7.19				
				Fin: 2:38.26 (70)						8.84	250.24	Avg.: 101.91		

PERFORMANCE ANALYSIS 1 TRAINING 1

Number of Competitors: 79

Rank	Bib	Name	Nation	Positions			Partials			Difference		Speed										
				Pos.	Time	Rank	Pos.	Time	Rank	Time	Dist(m)	Pos.	Km/h	Rank								
71	74	STUTZ Paul	CAN	Int1: 47.69 (59)	Int2: 1:05.72 (69)	Int3: 1:32.06 (66)	Int4: 2:05.62 (70)	Int5: 2:19.49 (70)	Fin: 2:38.28 (71)	I1-I2: 18.03 (73)	I2-I3: 26.34 (69)	I3-I4: 33.56 (69)	I4-I5: 13.87 (66)	I5-Fin: 18.79 (74)	1.97		250.78	8.86	Sp1: 59.80 (70)	Sp2: 101.87 (63)	Sp3: 143.36 (20)	Avg.: 101.90
72	77	SEMPLE Ryan	CAN	Int1: 47.79 (63)	Int2: 1:06.24 (72)	Int3: 1:32.55 (73)	Int4: 2:06.52 (74)	Int5: 2:20.24 (74)	Fin: 2:38.41 (72)	I1-I2: 18.45 (78)	I2-I3: 26.31 (68)	I3-I4: 33.97 (76)	I4-I5: 13.72 (54)	I5-Fin: 18.17 (52)	2.07		254.25	8.99	Sp1: 57.90 (72)	Sp2: 101.17 (67)	Sp3: 137.57 (76)	Avg.: 101.81
73	67	GUFLER Michael	ITA	Int1: 47.80 (64)	Int2: 1:05.51 (65)	Int3: 1:32.71 (74)	Int4: 2:06.27 (73)	Int5: 2:20.05 (73)	Fin: 2:38.45 (73)	I1-I2: 17.71 (63)	I2-I3: 27.20 (75)	I3-I4: 33.56 (69)	I4-I5: 13.78 (60)	I5-Fin: 18.40 (66)	2.08		255.31	9.03	Sp1: 53.90 (74)	Sp2: 97.63 (77)	Sp3: 138.97 (74)	Avg.: 101.79
74	80	ERICSSON Daniel	SWE	Int1: 47.68 (58)	Int2: 1:05.24 (59)	Int3: 1:31.69 (63)	Int4: 2:05.76 (72)	Int5: 2:19.66 (72)	Fin: 2:38.70 (74)	I1-I2: 17.56 (52)	I2-I3: 26.45 (70)	I3-I4: 34.07 (77)	I4-I5: 13.90 (73)	I5-Fin: 19.04 (77)	1.96		261.97	9.28	Sp1: 69.30 (57)	Sp2: 98.95 (74)	Sp3: 140.89 (58)	Avg.: 101.63
75	78	LARSSON Markus	SWE	Int1: 50.84 (76)	Int2: 1:08.86 (77)	Int3: 1:33.82 (75)	Int4: 2:07.09 (75)	Int5: 2:21.09 (75)	Fin: 2:39.29 (75)	I1-I2: 18.02 (72)	I2-I3: 24.96 (41)	I3-I4: 33.27 (58)	I4-I5: 14.00 (77)	I5-Fin: 18.20 (57)	5.12		277.59	9.87	Sp1: 72.80 (36)	Sp2: 105.16 (35)	Sp3: 141.38 (47)	Avg.: 101.25
76	33	BERTHOD Marc	SUI	Int1: 53.73 (78)	Int2: 1:10.68 (79)	Int3: 1:35.39 (77)	Int4: 2:08.34 (76)	Int5: 2:22.39 (76)	Fin: 2:41.29 (76)	I1-I2: 16.95 (6)	I2-I3: 24.71 (28)	I3-I4: 32.95 (49)	I4-I5: 14.05 (78)	I5-Fin: 18.90 (76)	8.01		329.70	11.87	Sp1: 74.80 (19)	Sp2: 104.41 (47)	Sp3: 134.85 (78)	Avg.: 99.99
77	62	REICHELDT Hannes	AUT	Int1: 47.02 (38)	Int2: 1:04.57 (45)	Int3: 1:36.51 (79)	Int4: 2:09.99 (77)	Int5: 2:23.65 (77)	Fin: 2:41.52 (77)	I1-I2: 17.55 (51)	I2-I3: 31.94 (79)	I3-I4: 33.48 (67)	I4-I5: 13.66 (48)	I5-Fin: 17.87 (36)	1.30		335.61	12.10	Sp1: 93.43 (79)	Sp2: 141.87 (42)	Sp3: 141.87 (42)	Avg.: 99.85
78	82	LIZEROUX Julien	FRA	Int1: 51.81 (77)	Int2: 1:10.05 (78)	Int3: 1:36.14 (78)	Int4: 2:10.04 (79)	Int5: 2:23.92 (78)	Fin: 2:42.03 (78)	I1-I2: 18.24 (76)	I2-I3: 26.09 (66)	I3-I4: 33.90 (75)	I4-I5: 13.88 (69)	I5-Fin: 18.11 (50)	6.09		348.66	12.61	Sp1: 69.40 (55)	Sp2: 102.40 (59)	Sp3: 140.41 (62)	Avg.: 99.54
79	86	VAN BUYNDER Frederik	BEL	Int1: 49.19 (74)	Int2: 1:07.38 (75)	Int3: 1:34.56 (76)	Int4: 2:10.01 (78)	Int5: 2:24.69 (79)	Fin: 2:44.09 (79)	I1-I2: 18.19 (75)	I2-I3: 27.18 (74)	I3-I4: 35.45 (79)	I4-I5: 14.68 (79)	I5-Fin: 19.40 (79)	3.47		400.52	14.67	Sp1: 61.60 (68)	Sp2: 99.79 (72)	Sp3: 133.96 (79)	Avg.: 98.29



AUDI FIS SKI WORLD CUP 2007/08
Wengen (SUI)



5th MEN'S DOWNHILL

TUE 8 JAN 2008

PERFORMANCE ANALYSIS 1 TRAINING 1

LEGEND							
Pos	Intermediate or Speed Position	Int1:	Intermediate 1	Int4:	Intermediate 4	Sp2:	Speed Trap 2
Avg.	Average Speed for the race	Int2:	Intermediate 2	Int5:	Intermediate 5	Sp3:	Speed Trap 3
Dist(m)	Distance behind the first	Int3:	Intermediate 3	Sp1:	Speed Trap 1	Fin:	Finish

08-01-2008 / Wengen (SUI) / 0442

Page 10/10

Data Processing by LONGINES

www.fis-ski.com

LONGINES Timing

Generation Date: TUE 8 JAN 2008

Time: 14:13

Document: 77A 1.0

--	--	--	--	--	--	--



Wengen

11.–13. JANUAR 2008

JUNGFRAUBAHNEN



SRG SSR idée suisse swisscom



AUDI FIS SKI WORLD CUP 2007/08



Wengen (SUI)



5th MEN'S DOWNHILL

TUE 8 JAN 2008

PERFORMANCE ANALYSIS 2 TRAINING 1

Number of Competitors: 86

Bib	Name	Nation	Positions			Partials			Difference		Speed													
			Pos.	Time	Rank	Pos.	Time	Rank	Time	Dist(m)	Pos.	Km/h	Rank											
1	DALCIN Pierre-Emmanuel	FRA	Int1: 45.87 (4)	Int2: 1:03.00 (5)	Int3: 1:27.82 (10)	Int4: 2:00.28 (12)	Int5: 2:13.73 (12)	Fin: 2:31.49 (13)	11-12: 17.13 (15)	12-13: 24.82 (36)	13-14: 32.46 (19)	14-15: 13.45 (20)	15-Fin: 17.76 (28)	0.15	0.49	1.21	1.59	1.70	2.07	61.22	Sp1: 75.60 (13)	Sp2: 105.16 (36)	Sp3: 141.38 (47)	Avg.: 106.46
2	BOTTOLIER-LASQUIN Marc	FRA	Int1: 46.49 (21)	Int2: 1:04.09 (32)	Int3: 1:29.46 (37)	Int4: 2:02.22 (37)	Int5: 2:15.76 (36)	Fin: 2:33.21 (31)	11-12: 17.60 (57)	12-13: 25.37 (55)	13-14: 32.76 (41)	14-15: 13.54 (34)	15-Fin: 17.45 (11)	0.77	1.58	2.85	3.53	3.73	3.79	110.82	Sp1: 69.60 (53)	Sp2: 104.97 (40)	Sp3: 140.89 (58)	Avg.: 105.27
3	GRUENENFELDER Tobias	SUI	Int1: 46.45 (19)	Int2: 1:03.79 (20)	Int3: 1:28.66 (25)	Int4: 2:01.41 (24)	Int5: 2:15.05 (25)	Fin: 2:32.98 (26)	11-12: 17.34 (34)	12-13: 24.87 (38)	13-14: 32.75 (40)	14-15: 13.64 (44)	15-Fin: 17.93 (43)	0.73	1.28	2.05	2.72	3.02	3.56	104.25	Sp1: 73.00 (35)	Sp2: 105.72 (28)	Sp3: 139.45 (72)	Avg.: 105.43
4	STREITBERGER Georg	AUT	Int1: 46.40 (16)	Int2: 1:03.54 (16)	Int3: 1:28.01 (11)	Int4: 2:00.11 (10)	Int5: 2:13.53 (11)	Fin: 2:30.89 (10)	11-12: 17.14 (17)	12-13: 24.47 (15)	13-14: 32.10 (6)	14-15: 13.42 (15)	15-Fin: 17.36 (3)	0.68	1.03	1.40	1.42	1.50	1.47	43.65	Sp1: 73.90 (28)	Sp2: 107.86 (2)	Sp3: 144.38 (5)	Avg.: 106.89
5	ALBRECHT Daniel	SUI	Int1: 46.31 (12)	Int2: 1:03.26 (8)	Int3: 1:28.03 (12)	Int4: 2:00.44 (14)	Int5: 2:13.94 (14)	Fin: 2:31.45 (12)	11-12: 16.95 (6)	12-13: 24.77 (33)	13-14: 32.41 (14)	14-15: 13.50 (28)	15-Fin: 17.51 (15)	0.59	0.75	1.42	1.75	1.91	2.03	60.05	Sp1: 74.80 (20)	Sp2: 105.16 (36)	Sp3: 142.36 (34)	Avg.: 106.49
6	GRUBER Christoph	AUT	Int1: 46.47 (20)	Int2: 1:03.35 (9)	Int3: 1:27.34 (5)	Int4: 1:59.65 (6)	Int5: 2:12.84 (6)	Fin: 2:30.12 (6)	11-12: 16.88 (4)	12-13: 23.99 (3)	13-14: 32.31 (11)	14-15: 13.19 (3)	15-Fin: 17.28 (1)	0.75	0.84	0.73	0.96	0.81	0.70	20.89	Sp1: 79.20 (1)	Sp2: 106.30 (18)	Sp3: 143.87 (11)	Avg.: 107.43
7	CUCHE Didier	SUI	Int1: 45.72 (1)	Int2: 1:02.51 (1)	Int3: 1:26.81 (2)	Int4: 1:58.95 (3)	Int5: 2:12.43 (4)	Fin: 2:29.81 (2)	11-12: 16.79 (1)	12-13: 24.30 (9)	13-14: 32.14 (7)	14-15: 13.48 (25)	15-Fin: 17.38 (4)	0.00	0.00	0.20	0.26	0.40	0.39	11.66	Sp1: 75.30 (16)	Sp2: 107.27 (7)	Sp3: 142.86 (25)	Avg.: 107.66

08-01-2008 / Wengen (SUI) / 0442

Page 1/10

Data Processing by LONGINES


www.fis-ski.com

LONGINES Timing

Generation Date: TUE 8 JAN 2008

Time: 14:14

Document: 77B 1.0



PERFORMANCE ANALYSIS 2 TRAINING 1

Number of Competitors: 86

Bib	Name	Nation	Positions			Partials			Difference		Speed		
			Pos.	Time	Rank	Pos.	Time	Rank	Time	Dist(m)	Pos.	Km/h	Rank
8	BUECHEL Marco	LIE	Int1: 45.82 (3) Int2: 1:02.73 (2) Int3: 1:26.61 (1) Int4: 1:58.69 (1) Int5: 2:12.03 (1) Fin: 2:29.42 (1)	11-12: 16.91 (5) 12-13: 23.88 (1) 13-14: 32.08 (5) 14-15: 13.34 (8) 15-Fin: 17.39 (6)	0.10 0.22 0.00 0.00 0.00 0.00					Sp1: 75.90 (9) Sp2: 107.86 (2) Sp3: 142.36 (34) Avg.: 107.94			
9	HUDEK Jan	CAN	Int1: 46.91 (35) Int2: 1:04.30 (36) Int3: 1:28.65 (23) Int4: 2:02.11 (36) Int5: Fin: DNF	11-12: 17.39 (41) 12-13: 24.35 (12) 13-14: 33.46 (66) 14-15: 15-Fin:	1.19 1.79 2.04 3.42					Sp1: 77.50 (3) Sp2: 107.47 (6) Sp3: 135.74 (78) Avg.:			
10	HOFFMANN Ambrosi	SUI	Int1: 46.38 (13) Int2: 1:03.86 (21) Int3: 1:28.42 (18) Int4: 2:01.13 (20) Int5: 2:14.49 (20) Fin: 2:32.17 (20)	11-12: 17.48 (48) 12-13: 24.56 (18) 13-14: 32.71 (36) 14-15: 13.36 (11) 15-Fin: 17.68 (20)	0.66 1.35 1.81 2.44 2.46 2.75	80.96				Sp1: 75.70 (12) Sp2: 106.30 (18) Sp3: 142.86 (25) Avg.: 105.99			
11	JERMAN Andrej	SLO	Int1: 46.29 (11) Int2: 1:03.90 (23) Int3: 1:28.28 (16) Int4: 2:00.24 (11) Int5: 2:13.30 (9) Fin: 2:31.01 (11)	11-12: 17.61 (58) 12-13: 24.38 (13) 13-14: 31.96 (1) 14-15: 13.06 (1) 15-Fin: 17.71 (23)	0.57 1.39 1.67 1.55 1.27 1.59	47.17				Sp1: 72.10 (42) Sp2: 106.49 (16) Sp3: 144.89 (2) Avg.: 106.80			
12	WALCHHOFER Michael	AUT	Int1: 45.80 (2) Int2: 1:02.99 (4) Int3: 1:27.41 (7) Int4: 1:59.90 (9) Int5: 2:13.34 (10) Fin: 2:30.65 (7)	11-12: 17.19 (26) 12-13: 24.42 (14) 13-14: 32.49 (20) 14-15: 13.44 (18) 15-Fin: 17.31 (2)	0.08 0.48 0.80 1.21 1.31 1.23	36.58				Sp1: 72.80 (37) Sp2: 106.88 (10) Sp3: 143.87 (11) Avg.: 107.06			
13	DEFAGO Didier	SUI	Int1: 46.80 (30) Int2: 1:04.47 (42) Int3: 1:29.93 (45) Int4: 2:02.67 (44) Int5: 2:16.32 (46) Fin: 2:33.99 (42)	11-12: 17.67 (62) 12-13: 25.46 (58) 13-14: 32.74 (39) 14-15: 13.65 (45) 15-Fin: 17.67 (19)	1.08 1.96 3.32 3.98 4.29 4.57	132.95				Sp1: 69.60 (53) Sp2: 105.53 (35) Sp3: 140.89 (58) Avg.: 104.73			
14	FILL Peter	ITA	Int1: 46.95 (36) Int2: 1:03.99 (26) Int3: 1:28.60 (22) Int4: 2:01.03 (19) Int5: 2:14.46 (19) Fin: 2:31.86 (17)	11-12: 17.04 (10) 12-13: 24.61 (20) 13-14: 32.43 (16) 14-15: 13.43 (17) 15-Fin: 17.40 (7)	1.23 1.48 1.99 2.34 2.43 2.44	71.98				Sp1: 72.80 (37) Sp2: 105.72 (28) Sp3: 141.38 (47) Avg.: 106.20			
15	BUDER Andreas	AUT	Int1: 46.13 (7) Int2: 1:03.37 (10) Int3: 1:28.03 (12) Int4: 2:00.66 (15) Int5: 2:14.16 (15) Fin: 2:31.57 (14)	11-12: 17.24 (27) 12-13: 24.66 (24) 13-14: 32.63 (26) 14-15: 13.50 (28) 15-Fin: 17.41 (8)	0.41 0.86 1.42 1.97 2.13 2.15	63.55				Sp1: 72.10 (42) Sp2: 106.11 (23) Sp3: 143.36 (20) Avg.: 106.41			
16	GUAY Erik	CAN	Int1: 46.55 (22) Int2: 1:03.69 (18) Int3: 1:28.52 (19) Int4: 2:01.18 (21) Int5: 2:14.73 (22) Fin: 2:32.46 (24)	11-12: 17.14 (17) 12-13: 24.83 (37) 13-14: 32.66 (31) 14-15: 13.55 (35) 15-Fin: 17.73 (25)	0.83 1.18 1.91 2.49 2.70 3.04	89.33				Sp1: 73.40 (33) Sp2: 106.11 (23) Sp3: 143.87 (11) Avg.: 105.79			

PERFORMANCE ANALYSIS 2 TRAINING 1

Number of Competitors: 86

Bib	Name	Nation	Positions			Partials			Difference		Speed		
			Pos.	Time	Rank	Pos.	Time	Rank	Time	Dist(m)	Pos.	Km/h	Rank
17	SULZENBACHER Kurt	ITA	Int1: 45.98 (5)			11-12: 17.02 (9)			0.26		Sp1: 74.00 (27)		
			Int2: 1:03.00 (5)			12-13: 24.24 (8)			0.49		Sp2: 108.26 (1)		
			Int3: 1:27.24 (4)			13-14: 32.04 (4)			0.63		Sp3: 144.38 (5)		
			Int4: 1:59.28 (4)			14-15: 13.12 (2)			0.59				
			Int5: 2:12.40 (3)			15-Fin: 17.69 (21)			0.37				
			Fin: 2:30.09 (5)						0.67	20.00	Avg.: 107.46		
18	OSBORNE-PARADIS Manuel	CAN	Int1: 46.39 (15)			11-12: 17.50 (49)			0.67		Sp1: 71.20 (48)		
			Int2: 1:03.89 (22)			12-13: 25.12 (47)			1.38		Sp2: 106.69 (15)		
			Int3: 1:29.01 (29)			13-14: 32.45 (17)			2.40		Sp3: 142.86 (25)		
			Int4: 2:01.46 (25)			14-15: 13.39 (14)			2.77				
			Int5: 2:14.85 (24)			15-Fin: 17.47 (12)			2.82				
			Fin: 2:32.32 (23)						2.90	85.29	Avg.: 105.88		
19	MAIER Hermann	AUT	Int1: 46.41 (17)			11-12: 17.00 (8)			0.69		Sp1: 76.50 (7)		
			Int2: 1:03.41 (12)			12-13: 24.03 (4)			0.90		Sp2: 107.08 (8)		
			Int3: 1:27.44 (8)			13-14: 32.31 (11)			0.83		Sp3: 143.36 (20)		
			Int4: 1:59.75 (8)			14-15: 13.27 (5)			1.06				
			Int5: 2:13.02 (7)			15-Fin: 17.64 (16)			0.99				
			Fin: 2:30.66 (8)						1.24	36.87	Avg.: 107.05		
20	MILLER Bode	USA	Int1: 46.17 (8)			11-12: 16.81 (2)			0.45		Sp1: 77.90 (2)		
			Int2: 1:02.98 (3)			12-13: 23.89 (2)			0.47		Sp2: 107.66 (5)		
			Int3: 1:26.87 (3)			13-14: 32.01 (3)			0.26		Sp3: 143.87 (11)		
			Int4: 1:58.88 (2)			14-15: 13.45 (20)			0.19				
			Int5: 2:12.33 (2)			15-Fin: 17.73 (25)			0.30				
			Fin: 2:30.06 (4)						0.64	19.11	Avg.: 107.48		
21	KUCERA John	CAN	Int1: 47.14 (46)			11-12: 17.10 (13)			1.42		Sp1: 73.00 (35)		
			Int2: 1:04.24 (35)			12-13: 24.34 (11)			1.73		Sp2: 104.97 (40)		
			Int3: 1:28.58 (20)			13-14: 32.18 (8)			1.97		Sp3: 141.38 (47)		
			Int4: 2:00.76 (16)			14-15: 13.63 (43)			2.07				
			Int5: 2:14.39 (18)			15-Fin: 17.41 (8)			2.36				
			Fin: 2:31.80 (16)						2.38	70.24	Avg.: 106.25		
22	NYMAN Steven	USA	Int1: 46.38 (13)			11-12: 17.12 (14)			0.66		Sp1: 74.30 (25)		
			Int2: 1:03.50 (13)			12-13: 24.65 (22)			0.99		Sp2: 106.88 (10)		
			Int3: 1:28.15 (15)			13-14: 32.18 (8)			1.54		Sp3: 143.36 (20)		
			Int4: 2:00.33 (13)			14-15: 13.47 (23)			1.64				
			Int5: 2:13.80 (13)			15-Fin: 17.83 (33)			1.77				
			Fin: 2:31.63 (15)						2.21	65.30	Avg.: 106.36		
23	RAICH Benjamin	AUT	Int1: 46.66 (24)			11-12: 17.09 (12)			0.94		Sp1: 66.60 (62)		
			Int2: 1:03.75 (19)			12-13: 25.33 (53)			1.24		Sp2: 101.87 (64)		
			Int3: 1:29.08 (31)			13-14: 32.82 (45)			2.47		Sp3: 141.87 (42)		
			Int4: 2:01.90 (33)			14-15: 13.50 (28)			3.21				
			Int5: 2:15.40 (32)			15-Fin: 17.84 (34)			3.37				
			Fin: 2:33.24 (33)						3.82	111.68	Avg.: 105.25		
24	CLAREY Johan	FRA	Int1: 46.84 (32)			11-12: 17.24 (27)			1.12		Sp1: 49.50 (78)		
			Int2: 1:04.08 (31)			12-13: 28.17 (79)			1.57		Sp2: 97.80 (77)		
			Int3: 1:32.25 (72)			13-14: 33.32 (61)			5.64		Sp3: 141.38 (47)		
			Int4: 2:05.57 (69)			14-15: 13.67 (50)			6.88				
			Int5: 2:19.24 (65)			15-Fin: 18.33 (62)			7.21				
			Fin: 2:37.57 (65)						8.15	231.72	Avg.: 102.35		
25	KROELL Klaus	AUT	Int1: 46.09 (6)			11-12: 17.15 (20)			0.37		Sp1: 74.80 (20)		
			Int2: 1:03.24 (7)			12-13: 24.13 (7)			0.73		Sp2: 107.86 (2)		
			Int3: 1:27.37 (6)			13-14: 31.98 (2)			0.76		Sp3: 146.97 (1)		
			Int4: 1:59.35 (5)			14-15: 13.21 (4)			0.66				
			Int5: 2:12.56 (5)			15-Fin: 17.49 (14)			0.53				
			Fin: 2:30.05 (3)						0.63	18.81	Avg.: 107.48		

PERFORMANCE ANALYSIS 2 TRAINING 1

Number of Competitors: 86

Bib	Name	Nation	Positions			Partials			Difference		Speed		
			Pos.	Time	Rank	Pos.	Time	Rank	Time	Dist(m)	Pos.	Km/h	Rank
26	THEAUX Adrien	FRA	Int1: 47.11 (42)			11-12: 17.33 (33)			1.39		Sp1: 74.90 (19)		
			Int2: 1:04.44 (38)			12-13: 24.53 (16)			1.93		Sp2: 106.88 (10)		
			Int3: 1:28.97 (27)			13-14: 32.60 (25)			2.36		Sp3: 144.38 (5)		
			Int4: 2:01.57 (26)			14-15: 13.58 (39)			2.88				
			Int5: 2:15.15 (27)			15-Fin: 17.93 (43)			3.12				
			Fin: 2:33.08 (28)						3.66	107.11	Avg.: 105.36		
27	SULLIVAN Marco	USA	Int1: 46.70 (27)			11-12: 17.25 (29)			0.98		Sp1: 69.90 (52)		
			Int2: 1:03.95 (24)			12-13: 25.84 (63)			1.44		Sp2: 104.59 (45)		
			Int3: 1:29.79 (44)			13-14: 32.53 (21)			3.18		Sp3: 143.87 (11)		
			Int4: 2:02.32 (41)			14-15: 13.56 (37)			3.63				
			Int5: 2:15.88 (41)			15-Fin: 17.75 (27)			3.85				
			Fin: 2:33.63 (39)						4.21	122.77	Avg.: 104.98		
28	MACARTNEY Scott	USA	Int1: 47.71 (61)			11-12: 17.81 (65)			1.99		Sp1: 75.50 (15)		
			Int2: 1:05.52 (67)			12-13: 24.65 (22)			3.01		Sp2: 106.30 (18)		
			Int3: 1:30.17 (53)			13-14: 32.63 (26)			3.56		Sp3: 144.38 (5)		
			Int4: 2:02.80 (46)			14-15: 13.49 (27)			4.11				
			Int5: 2:16.29 (45)			15-Fin: 18.38 (65)			4.26				
			Fin: 2:34.67 (46)						5.25	152.07	Avg.: 104.27		
29	BERTRAND Yannick	FRA	Int1: 46.24 (10)			11-12: 17.14 (17)			0.52		Sp1: 76.00 (8)		
			Int2: 1:03.38 (11)			12-13: 24.09 (5)			0.87		Sp2: 106.49 (16)		
			Int3: 1:27.47 (9)			13-14: 32.27 (10)			0.86		Sp3: 144.89 (2)		
			Int4: 1:59.74 (7)			14-15: 13.36 (11)			1.05				
			Int5: 2:13.10 (8)			15-Fin: 17.64 (16)			1.07				
			Fin: 2:30.74 (9)						1.32	39.23	Avg.: 106.99		
30	STAUDACHER Patrick	ITA	Int1: 46.62 (23)			11-12: 17.37 (38)			0.90		Sp1: 73.90 (28)		
			Int2: 1:03.99 (26)			12-13: 24.59 (19)			1.48		Sp2: 105.16 (36)		
			Int3: 1:28.58 (20)			13-14: 32.71 (36)			1.97		Sp3: 141.87 (42)		
			Int4: 2:01.29 (22)			14-15: 13.45 (20)			2.60				
			Int5: 2:14.74 (23)			15-Fin: 17.41 (8)			2.71				
			Fin: 2:32.15 (19)						2.73	80.38	Avg.: 106.00		
31	HEEL Werner	ITA	Int1: 47.84 (66)			11-12: 17.37 (38)			2.12		Sp1: 75.60 (13)		
			Int2: 1:05.21 (59)			12-13: 24.55 (17)			2.70		Sp2: 106.88 (10)		
			Int3: 1:29.76 (42)			13-14: 32.53 (21)			3.15		Sp3: 141.38 (47)		
			Int4: 2:02.29 (40)			14-15: 13.50 (28)			3.60				
			Int5: 2:15.79 (37)			15-Fin: 17.77 (29)			3.76				
			Fin: 2:33.56 (38)						4.14	120.78	Avg.: 105.03		
32	LIGETY Ted	USA	Int1: 47.40 (54)			11-12: 17.04 (10)			1.68		Sp1: 74.30 (25)		
			Int2: 1:04.44 (38)			12-13: 24.70 (28)			1.93		Sp2: 104.59 (45)		
			Int3: 1:29.14 (33)			13-14: 32.56 (24)			2.53		Sp3: 142.86 (25)		
			Int4: 2:01.70 (27)			14-15: 13.89 (70)			3.01				
			Int5: 2:15.59 (34)			15-Fin: 17.88 (37)			3.56				
			Fin: 2:33.47 (37)						4.05	118.23	Avg.: 105.09		
33	BERTHOD Marc	SUI	Int1: 53.73 (79)			11-12: 16.95 (6)			8.01		Sp1: 74.80 (20)		
			Int2: 1:10.68 (80)			12-13: 24.71 (29)			8.17		Sp2: 104.41 (48)		
			Int3: 1:35.39 (78)			13-14: 32.95 (49)			8.78		Sp3: 134.85 (79)		
			Int4: 2:08.34 (77)			14-15: 14.05 (78)			9.65				
			Int5: 2:22.39 (76)			15-Fin: 18.90 (76)			10.36				
			Fin: 2:41.29 (76)						11.87	329.70	Avg.: 99.99		
34	MATT Mario	AUT	Int1: 48.04 (70)			11-12: 17.35 (36)			2.32		Sp1: 71.80 (46)		
			Int2: 1:05.39 (64)			12-13: 25.28 (51)			2.88		Sp2: 102.40 (60)		
			Int3: 1:30.67 (57)			13-14: 33.31 (60)			4.06		Sp3: 139.93 (67)		
			Int4: 2:03.98 (58)			14-15: 13.95 (76)			5.29				
			Int5: 2:17.93 (59)			15-Fin: 18.34 (64)			5.90				
			Fin: 2:36.27 (58)						6.85	196.38	Avg.: 103.21		

PERFORMANCE ANALYSIS 2 TRAINING 1

Number of Competitors: 86

Bib	Name	Nation	Positions			Partials			Difference		Speed		
			Pos.	Time	Rank	Pos.	Time	Rank	Time	Dist(m)	Pos.	Km/h	Rank
35	GRANGE Jean-Baptiste	FRA	Int1: 47.72 (62)			11-12: 17.43 (47)			2.00		Sp1: 77.40 (5)		
			Int2: 1:05.15 (56)			12-13: 24.89 (40)			2.64		Sp2: 106.88 (10)		
			Int3: 1:30.04 (46)			13-14: 32.69 (34)			3.43		Sp3: 142.36 (34)		
			Int4: 2:02.73 (45)			14-15: 13.53 (33)			4.04				
			Int5: 2:16.26 (42)			15-Fin: 17.82 (32)			4.23				
			Fin: 2:34.08 (43)						4.66	135.49	Avg.: 104.67		
36	BYGGMARK Jens	SWE	Int1: 48.28 (71)			11-12: 17.40 (43)			2.56		Sp1: 72.40 (40)		
			Int2: 1:05.68 (69)			12-13: 25.42 (57)			3.17		Sp2: 103.85 (53)		
			Int3: 1:31.10 (60)			13-14: 33.23 (57)			4.49		Sp3: 142.86 (25)		
			Int4: 2:04.33 (61)			14-15: 13.87 (66)			5.64				
			Int5: 2:18.20 (60)			15-Fin: 18.03 (47)			6.17				
			Fin: 2:36.23 (57)						6.81	195.28	Avg.: 103.23		
37	SPORN Andrej	SLO	Int1: 47.14 (46)			11-12: 17.70 (63)			1.42		Sp1: 63.60 (67)		
			Int2: 1:04.84 (50)			12-13: 26.45 (71)			2.33		Sp2: 102.94 (57)		
			Int3: 1:31.29 (63)			13-14: 32.42 (15)			4.68		Sp3: 144.38 (5)		
			Int4: 2:03.71 (56)			14-15: 13.61 (41)			5.02				
			Int5: 2:17.32 (54)			15-Fin: 18.17 (52)			5.29				
			Fin: 2:35.49 (53)						6.07	174.89	Avg.: 103.72		
38	BAUMANN Romed	AUT	Int1:			11-12:					Sp1:		
			Int2:			12-13:					Sp2:		
			Int3:			13-14:					Sp3:		
			Int4:			14-15:							
			Int5:			15-Fin:							
			Fin: DNS								Avg.:		
39	POISSON David	FRA	Int1: 46.80 (30)			11-12: 17.18 (25)			1.08		Sp1: 76.60 (6)		
			Int2: 1:03.98 (25)			12-13: 24.67 (25)			1.47		Sp2: 105.72 (28)		
			Int3: 1:28.65 (23)			13-14: 32.65 (29)			2.04		Sp3: 143.87 (11)		
			Int4: 2:01.30 (23)			14-15: 13.34 (8)			2.61				
			Int5: 2:14.64 (21)			15-Fin: 17.64 (16)			2.61				
			Fin: 2:32.28 (21)						2.86	84.14	Avg.: 105.91		
40	OLSSON Hans	SWE	Int1: 46.42 (18)			11-12: 17.15 (20)			0.70		Sp1: 75.10 (17)		
			Int2: 1:03.57 (17)			12-13: 25.11 (46)			1.06		Sp2: 105.72 (28)		
			Int3: 1:28.68 (26)			13-14: 33.22 (55)			2.07		Sp3: 142.86 (25)		
			Int4: 2:01.90 (33)			14-15: 13.47 (23)			3.21				
			Int5: 2:15.37 (31)			15-Fin: 17.89 (38)			3.34				
			Fin: 2:33.26 (34)						3.84	112.25	Avg.: 105.23		
41	PERKO Rok	SLO	Int1: 47.05 (40)			11-12: 17.93 (71)			1.33		Sp1: 72.30 (41)		
			Int2: 1:04.98 (53)			12-13: 24.78 (34)			2.47		Sp2: 106.11 (23)		
			Int3: 1:29.76 (42)			13-14: 33.22 (55)			3.15		Sp3: 142.36 (34)		
			Int4: 2:02.98 (49)			14-15: 13.74 (57)			4.29				
			Int5: 2:16.72 (48)			15-Fin: 18.00 (45)			4.69				
			Fin: 2:34.72 (47)						5.30	153.46	Avg.: 104.24		
42	ZUEGER Cornel	SUI	Int1: 46.23 (9)			11-12: 17.29 (32)			0.51		Sp1: 60.10 (70)		
			Int2: 1:03.52 (14)			12-13: 25.98 (65)			1.01		Sp2: 102.40 (60)		
			Int3: 1:29.50 (39)			13-14: 32.39 (13)			2.89		Sp3: 143.87 (11)		
			Int4: 2:01.89 (32)			14-15: 13.31 (7)			3.20				
			Int5: 2:15.20 (29)			15-Fin: 17.86 (35)			3.17				
			Fin: 2:33.06 (27)						3.64	106.54	Avg.: 105.37		
43	HOFER Beni	SUI	Int1: 46.68 (25)			11-12: 16.85 (3)			0.96		Sp1: 65.70 (64)		
			Int2: 1:03.53 (15)			12-13: 25.48 (59)			1.02		Sp2: 104.22 (50)		
			Int3: 1:29.01 (29)			13-14: 32.81 (44)			2.40		Sp3: 141.87 (42)		
			Int4: 2:01.82 (29)			14-15: 13.29 (6)			3.13				
			Int5: 2:15.11 (26)			15-Fin: 18.02 (46)			3.08				
			Fin: 2:33.13 (29)						3.71	108.54	Avg.: 105.32		

PERFORMANCE ANALYSIS 2 TRAINING 1

Number of Competitors: 86

Bib	Name	Nation	Positions			Partials			Difference		Speed		
			Pos.	Time	Rank	Pos.	Time	Rank	Time	Dist(m)	Pos.	Km/h	Rank
44	BOURQUE Francois	CAN	Int1:			11-12:			2.01		Sp1:		
			Int2:	1:04.52	(43)	12-13:	24.61	(20)	2.52		Sp2:	106.30	(18)
			Int3:	1:29.13	(32)	13-14:	32.83	(47)	3.27		Sp3:	140.41	(62)
			Int4:	2:01.96	(35)	14-15:	13.83	(63)	3.76				
			Int5:	2:15.79	(37)	15-Fin:	18.18	(55)	4.55	132.39	Avg.:	104.75	
			Fin:	2:33.97	(41)								
45	FAYED Guillermo	FRA	Int1:	46.69	(26)	11-12:	17.54	(51)	0.97		Sp1:	72.10	(42)
			Int2:	1:04.23	(34)	12-13:	25.26	(49)	1.72		Sp2:	104.59	(45)
			Int3:	1:29.49	(38)	13-14:	33.67	(74)	2.88		Sp3:	141.38	(47)
			Int4:	2:03.16	(50)	14-15:	13.78	(60)	4.47				
			Int5:	2:16.94	(50)	15-Fin:	18.31	(61)	4.91				
			Fin:	2:35.25	(52)				5.83	168.23	Avg.:	103.88	
46	KEPPLER Stephan	GER	Int1:	47.77	(63)	11-12:	17.61	(58)	2.05		Sp1:	73.60	(30)
			Int2:	1:05.38	(63)	12-13:	24.73	(31)	2.87		Sp2:	106.30	(18)
			Int3:	1:30.11	(49)	13-14:	32.79	(42)	3.50		Sp3:	143.87	(11)
			Int4:	2:02.90	(48)	14-15:	13.36	(11)	4.21				
			Int5:	2:16.26	(42)	15-Fin:	18.26	(58)	4.23				
			Fin:	2:34.52	(44)				5.10	147.86	Avg.:	104.37	
47	NOCENTI Cyril	FRA	Int1:	47.51	(55)	11-12:	17.51	(50)	1.79		Sp1:	71.20	(48)
			Int2:	1:05.02	(54)	12-13:	25.28	(51)	2.51		Sp2:	105.92	(26)
			Int3:	1:30.30	(55)	13-14:	33.18	(54)	3.69		Sp3:	142.86	(25)
			Int4:	2:03.48	(54)	14-15:	13.66	(48)	4.79				
			Int5:	2:17.14	(52)	15-Fin:	17.77	(29)	5.11				
			Fin:	2:34.91	(49)				5.49	158.77	Avg.:	104.11	
48	MICKEL Finlay	GBR	Int1:	47.31	(50)	11-12:	17.59	(56)	1.59		Sp1:	75.80	(11)
			Int2:	1:04.90	(51)	12-13:	25.18	(48)	2.39		Sp2:	103.49	(55)
			Int3:	1:30.08	(48)	13-14:	33.16	(53)	3.47		Sp3:	140.41	(62)
			Int4:	2:03.24	(52)	14-15:	13.71	(53)	4.55				
			Int5:	2:16.95	(51)	15-Fin:	18.18	(55)	4.92				
			Fin:	2:35.13	(51)				5.71	164.90	Avg.:	103.96	
49	WEIBRECHT Andrew	USA	Int1:	47.13	(44)	11-12:	17.58	(55)	1.41		Sp1:	62.50	(68)
			Int2:	1:04.71	(48)	12-13:	26.24	(68)	2.20		Sp2:	99.62	(74)
			Int3:	1:30.95	(58)	13-14:	33.35	(63)	4.34		Sp3:	139.93	(67)
			Int4:	2:04.30	(60)	14-15:	13.61	(41)	5.61				
			Int5:	2:17.91	(57)	15-Fin:	17.92	(41)	5.88				
			Fin:	2:35.83	(55)				6.41	184.28	Avg.:	103.50	
50	PAQUIN Pierre	FRA	Int1:	48.38	(72)	11-12:	17.57	(54)	2.66		Sp1:	65.50	(65)
			Int2:	1:05.95	(72)	12-13:	26.05	(66)	3.44		Sp2:	101.17	(68)
			Int3:	1:32.00	(65)	13-14:	33.66	(73)	5.39		Sp3:	141.38	(47)
			Int4:	2:05.66	(72)	14-15:	13.89	(70)	6.97				
			Int5:	2:19.55	(71)	15-Fin:	18.30	(60)	7.52				
			Fin:	2:37.85	(67)				8.43	239.25	Avg.:	102.17	
51	BRANCH Craig	AUS	Int1:	47.66	(57)	11-12:	17.94	(72)	1.94		Sp1:	70.80	(50)
			Int2:	1:05.60	(68)	12-13:	25.50	(61)	3.09		Sp2:	102.94	(57)
			Int3:	1:31.10	(60)	13-14:	32.99	(50)	4.49		Sp3:	142.86	(25)
			Int4:	2:04.09	(59)	14-15:	13.82	(62)	5.40				
			Int5:	2:17.91	(57)	15-Fin:	18.61	(72)	5.88				
			Fin:	2:36.52	(60)				7.10	203.22	Avg.:	103.04	
52	HARI Konrad	SUI	Int1:	47.26	(48)	11-12:	17.64	(61)	1.54		Sp1:	68.10	(60)
			Int2:	1:04.90	(51)	12-13:	25.34	(54)	2.39		Sp2:	102.58	(59)
			Int3:	1:30.24	(54)	13-14:	33.58	(72)	3.63		Sp3:	138.97	(74)
			Int4:	2:03.82	(57)	14-15:	13.75	(58)	5.13				
			Int5:	2:17.57	(56)	15-Fin:	18.79	(74)	5.54				
			Fin:	2:36.36	(59)				6.94	198.84	Avg.:	103.15	



AUDI FIS SKI WORLD CUP 2007/08
Wengen (SUI)



5th MEN'S DOWNHILL

TUE 8 JAN 2008

PERFORMANCE ANALYSIS 2 TRAINING 1

Number of Competitors: 86

Bib	Name	Nation	Positions			Partials			Difference		Speed		
			Pos.	Time	Rank	Pos.	Time	Rank	Time	Dist(m)	Pos.	Km/h	Rank
53	ZRNCIC-DIM Natko	CRO	Int1: 46.86 (33)			11-12: 17.15 (20)			1.14		Sp1: 74.80 (20)		
			Int2: 1:04.01 (29)			12-13: 24.10 (6)			1.50		Sp2: 105.72 (28)		
			Int3: 1:28.11 (14)			13-14: 32.68 (33)			1.50		Sp3: 144.38 (5)		
			Int4: 2:00.79 (18)			14-15: 13.48 (25)			2.10				
			Int5: 2:14.27 (17)			15-Fin: 18.03 (47)			2.24				
			Fin: 2:32.30 (22)						2.88	84.72	Avg.: 105.90		
54	FISCHNALLER Roland	ITA	Int1: 46.73 (29)			11-12: 17.28 (31)			1.01		Sp1: 75.90 (9)		
			Int2: 1:04.01 (29)			12-13: 24.30 (9)			1.50		Sp2: 107.08 (8)		
			Int3: 1:28.31 (17)			13-14: 32.45 (17)			1.70		Sp3: 143.87 (11)		
			Int4: 2:00.76 (16)			14-15: 13.42 (15)			2.07				
			Int5: 2:14.18 (16)			15-Fin: 17.71 (23)			2.15				
			Fin: 2:31.89 (18)						2.47	72.85	Avg.: 106.18		
55	THANEI Stefan	ITA	Int1: 46.97 (38)			11-12: 17.34 (34)			1.25		Sp1: 68.40 (59)		
			Int2: 1:04.31 (37)			12-13: 25.27 (50)			1.80		Sp2: 104.04 (51)		
			Int3: 1:29.58 (40)			13-14: 32.65 (29)			2.97		Sp3: 143.36 (20)		
			Int4: 2:02.23 (38)			14-15: 13.50 (28)			3.54				
			Int5: 2:15.73 (35)			15-Fin: 17.69 (21)			3.70				
			Fin: 2:33.42 (35)						4.00	116.80	Avg.: 105.12		
56	STEHLE Johannes	GER	Int1: 47.94 (69)			11-12: 17.35 (36)			2.22		Sp1: 56.90 (74)		
			Int2: 1:05.29 (62)			12-13: 26.78 (74)			2.78		Sp2: 100.65 (71)		
			Int3: 1:32.07 (68)			13-14: 33.47 (67)			5.46		Sp3: 140.89 (58)		
			Int4: 2:05.54 (68)			14-15: 13.87 (66)			6.85				
			Int5: 2:19.41 (68)			15-Fin: 18.15 (51)			7.38				
			Fin: 2:37.56 (64)						8.14	231.45	Avg.: 102.36		
57	BONETTI Michael	SUI	Int1: 47.28 (49)			11-12: 17.17 (24)			1.56		Sp1: 69.40 (56)		
			Int2: 1:04.45 (40)			12-13: 24.75 (32)			1.94		Sp2: 104.41 (48)		
			Int3: 1:29.20 (35)			13-14: 32.63 (26)			2.59		Sp3: 142.36 (34)		
			Int4: 2:01.83 (30)			14-15: 13.72 (54)			3.14				
			Int5: 2:15.55 (33)			15-Fin: 17.90 (39)			3.52				
			Fin: 2:33.45 (36)						4.03	117.66	Avg.: 105.10		
58	VARETONI Silvano	ITA	Int1: 47.10 (41)			11-12: 18.05 (75)			1.38		Sp1: 52.00 (77)		
			Int2: 1:05.15 (56)			12-13: 27.21 (77)			2.64		Sp2: 97.96 (76)		
			Int3: 1:32.36 (73)			13-14: 33.05 (52)			5.75		Sp3: 140.41 (62)		
			Int4: 2:05.41 (66)			14-15: 13.65 (45)			6.72				
			Int5: 2:19.06 (63)			15-Fin: 18.49 (68)			7.03				
			Fin: 2:37.55 (63)						8.13	231.18	Avg.: 102.37		
59	BANK Ondrej	CZE	Int1: 49.65 (76)			11-12: 17.89 (67)			3.93		Sp1: 73.50 (32)		
			Int2: 1:07.54 (77)			12-13: 24.67 (25)			5.03		Sp2: 104.97 (40)		
			Int3: 1:32.21 (71)			13-14: 32.82 (45)			5.60		Sp3: 142.36 (34)		
			Int4: 2:05.03 (62)			14-15: 13.70 (52)			6.34				
			Int5: 2:18.73 (61)			15-Fin: 17.92 (41)			6.70				
			Fin: 2:36.65 (61)						7.23	206.77	Avg.: 102.96		
60	INNERHOFER Christof	ITA	Int1: 46.72 (28)			11-12: 17.91 (70)			1.00		Sp1: 66.20 (63)		
			Int2: 1:04.63 (47)			12-13: 25.04 (44)			2.12		Sp2: 101.52 (66)		
			Int3: 1:29.67 (41)			13-14: 32.70 (35)			3.06		Sp3: 141.87 (42)		
			Int4: 2:02.37 (42)			14-15: 13.44 (18)			3.68				
			Int5: 2:15.81 (39)			15-Fin: 17.90 (39)			3.78				
			Fin: 2:33.71 (40)						4.29	125.04	Avg.: 104.92		
61	LANNING Thomas (tj)	USA	Int1: 47.35 (52)			11-12: 17.81 (65)			1.63		Sp1: 70.60 (51)		
			Int2: 1:05.16 (58)			12-13: 24.88 (39)			2.65		Sp2: 105.72 (28)		
			Int3: 1:30.04 (46)			13-14: 32.55 (23)			3.43		Sp3: 144.89 (2)		
			Int4: 2:02.59 (43)			14-15: 13.67 (50)			3.90				
			Int5: 2:16.26 (42)			15-Fin: 18.28 (59)			4.23				
			Fin: 2:34.54 (45)						5.12	148.43	Avg.: 104.36		



PERFORMANCE ANALYSIS 2 TRAINING 1

Number of Competitors: 86

Bib	Name	Nation	Positions			Partials			Difference		Speed		
			Pos.	Time	Rank	Pos.	Time	Rank	Time	Dist(m)	Pos.	Km/h	Rank
62	REICHELTH Hannes	AUT	Int1: 47.02 (39)			I1-I2: 17.55 (52)			1.30		Sp1: 93.43 (80)		
			Int2: 1:04.57 (46)			I2-I3: 31.94 (80)			2.06		Sp2: 141.87 (42)		
			Int3: 1:36.51 (80)			I3-I4: 33.48 (68)			9.90		Sp3: 99.85		
			Int4: 2:09.99 (78)			I4-I5: 13.66 (48)			11.30				
			Int5: 2:23.65 (77)			I5-Fin: 17.87 (36)			11.62				
			Fin: 2:41.52 (77)						12.10	335.61			
63	RAINER Niklas	SWE	Int1: 47.11 (42)			I1-I2: 17.42 (46)			1.39		Sp1: 75.10 (17)		
			Int2: 1:04.53 (45)			I2-I3: 24.71 (29)			2.02		Sp2: 105.72 (28)		
			Int3: 1:29.24 (36)			I3-I4: 33.04 (51)			2.63		Sp3: 139.45 (72)		
			Int4: 2:02.28 (39)			I4-I5: 13.56 (37)			3.59				
			Int5: 2:15.84 (40)			I5-Fin: 17.38 (4)			3.81				
			Fin: 2:33.22 (32)						3.80	111.11			
64	KRIZAJ Andrej	SLO	Int1: 47.13 (44)			I1-I2: 17.39 (41)			1.41		Sp1: 52.10 (76)		
			Int2: 1:04.52 (43)			I2-I3: 27.51 (78)			2.01		Sp2: 96.67 (79)		
			Int3: 1:32.03 (66)			I3-I4: 33.44 (65)			5.42		Sp3: 139.93 (67)		
			Int4: 2:05.47 (67)			I4-I5: 13.89 (70)			6.78				
			Int5: 2:19.36 (67)			I5-Fin: 18.55 (69)			7.33				
			Fin: 2:37.91 (69)						8.49	240.87			
65	SCHOENFELDER Rainer	AUT	Int1: 46.86 (33)			I1-I2: 17.13 (15)			1.14		Sp1: 66.70 (61)		
			Int2: 1:03.99 (26)			I2-I3: 25.00 (43)			1.48		Sp2: 104.97 (40)		
			Int3: 1:28.99 (28)			I3-I4: 32.84 (48)			2.38		Sp3: 142.86 (25)		
			Int4: 2:01.83 (30)			I4-I5: 13.34 (8)			3.14				
			Int5: 2:15.17 (28)			I5-Fin: 17.47 (12)			3.14				
			Fin: 2:32.64 (25)						3.22	94.51			
66	KOSTELIC Ivica	CRO	Int1: 47.35 (52)			I1-I2: 17.37 (38)			1.63		Sp1: 65.20 (66)		
			Int2: 1:04.72 (49)			I2-I3: 25.68 (62)			2.21		Sp2: 103.49 (55)		
			Int3: 1:30.40 (56)			I3-I4: 32.79 (42)			3.79		Sp3: 142.36 (34)		
			Int4: 2:03.19 (51)			I4-I5: 13.58 (39)			4.50				
			Int5: 2:16.77 (49)			I5-Fin: 18.04 (49)			4.74				
			Fin: 2:34.81 (48)						5.39	155.98			
67	GUFLER Michael	ITA	Int1: 47.80 (65)			I1-I2: 17.71 (64)			2.08		Sp1: 53.90 (75)		
			Int2: 1:05.51 (66)			I2-I3: 27.20 (76)			3.00		Sp2: 97.63 (78)		
			Int3: 1:32.71 (75)			I3-I4: 33.56 (70)			6.10		Sp3: 138.97 (74)		
			Int4: 2:06.27 (74)			I4-I5: 13.78 (60)			7.58				
			Int5: 2:20.05 (73)			I5-Fin: 18.40 (66)			8.02				
			Fin: 2:38.45 (73)						9.03	255.31			
68	HAPPACHER Alex	ITA	Int1: 47.84 (66)			I1-I2: 17.41 (44)			2.12		Sp1: 73.60 (30)		
			Int2: 1:05.25 (61)			I2-I3: 24.90 (41)			2.74		Sp2: 104.04 (51)		
			Int3: 1:30.15 (51)			I3-I4: 33.37 (64)			3.54		Sp3: 141.38 (47)		
			Int4: 2:03.52 (55)			I4-I5: 13.73 (56)			4.83				
			Int5: 2:17.25 (53)			I5-Fin: 18.33 (62)			5.22				
			Fin: 2:35.58 (54)						6.16	177.38			
69	EISATH Florian	ITA	Int1: 47.31 (50)			I1-I2: 17.15 (20)			1.59		Sp1: 77.50 (3)		
			Int2: 1:04.46 (41)			I2-I3: 24.68 (27)			1.95		Sp2: 104.97 (40)		
			Int3: 1:29.14 (33)			I3-I4: 32.66 (31)			2.53		Sp3: 139.93 (67)		
			Int4: 2:01.80 (28)			I4-I5: 13.55 (35)			3.11				
			Int5: 2:15.35 (30)			I5-Fin: 17.80 (31)			3.32				
			Fin: 2:33.15 (30)						3.73	109.11			
70	JANKA Carlo	SUI	Int1:			I1-I2:					Sp1:		
			Int2:			I2-I3:					Sp2:		
			Int3:			I3-I4:					Sp3:		
			Int4:			I4-I5:							
			Int5:			I5-Fin:							
			Fin: DNS								Avg.:		

PERFORMANCE ANALYSIS 2 TRAINING 1

Number of Competitors: 86

Bib	Name	Nation	Positions			Partials			Difference		Speed		
			Pos.	Time	Rank	Pos.	Time	Rank	Time	Dist(m)	Pos.	Km/h	Rank
71	SOLBAKKEN Bjarne	NOR	Int1: 46.95 (36)			11-12: 17.26 (30)			1.23		Sp1: 74.70 (24)		
			Int2: 1:04.21 (33)			12-13: 25.94 (64)			1.70		Sp2: 103.85 (53)		
			Int3: 1:30.15 (51)			13-14: 32.71 (36)			3.54		Sp3: 141.38 (47)		
			Int4: 2:02.86 (47)			14-15: 13.65 (45)			4.17				
			Int5: 2:16.51 (47)			15-Fin: 18.41 (67)			4.48				
			Fin: 2:34.92 (50)						5.50	159.05	Avg.: 104.11		
72	KOLL Alexander	AUT	Int1: 48.44 (73)			11-12: 18.27 (78)			2.72		Sp1: 69.60 (53)		
			Int2: 1:06.71 (75)			12-13: 25.38 (56)			4.20		Sp2: 100.13 (72)		
			Int3: 1:32.09 (69)			13-14: 33.51 (69)			5.48		Sp3: 139.93 (67)		
			Int4: 2:05.60 (70)			14-15: 13.84 (64)			6.91				
			Int5: 2:19.44 (69)			15-Fin: 18.17 (52)			7.41				
			Fin: 2:37.61 (66)						8.19	232.80	Avg.: 102.33		
73	PITTSCHIELER Kurt	ITA	Int1: 48.62 (74)			11-12: 17.62 (60)			2.90		Sp1: 73.40 (33)		
			Int2: 1:06.24 (73)			12-13: 24.80 (35)			3.73		Sp2: 101.34 (67)		
			Int3: 1:31.04 (59)			13-14: 34.31 (79)			4.43		Sp3: 137.57 (76)		
			Int4: 2:05.35 (64)			14-15: 13.93 (75)			6.66				
			Int5: 2:19.28 (66)			15-Fin: 18.60 (71)			7.25				
			Fin: 2:37.88 (68)						8.46	240.06	Avg.: 102.15		
74	STUTZ Paul	CAN	Int1: 47.69 (60)			11-12: 18.03 (74)			1.97		Sp1: 59.80 (71)		
			Int2: 1:05.72 (70)			12-13: 26.34 (70)			3.21		Sp2: 101.87 (64)		
			Int3: 1:32.06 (67)			13-14: 33.56 (70)			5.45		Sp3: 143.36 (20)		
			Int4: 2:05.62 (71)			14-15: 13.87 (66)			6.93				
			Int5: 2:19.49 (70)			15-Fin: 18.79 (74)			7.46				
			Fin: 2:38.28 (71)						8.86	250.78	Avg.: 101.90		
75	OLSSON Matts	SWE	Int1: 47.85 (68)			11-12: 17.90 (69)			2.13		Sp1: 71.30 (47)		
			Int2: 1:05.75 (71)			12-13: 25.48 (59)			3.24		Sp2: 102.05 (63)		
			Int3: 1:31.23 (62)			13-14: 33.84 (75)			4.62		Sp3: 141.38 (47)		
			Int4: 2:05.07 (63)			14-15: 13.76 (59)			6.38				
			Int5: 2:18.83 (62)			15-Fin: 18.63 (73)			6.80				
			Fin: 2:37.46 (62)						8.04	228.75	Avg.: 102.43		
76	DREIER Christoph	AUT	Int1:			11-12:					Sp1:		
			Int2:			12-13:					Sp2:		
			Int3:			13-14:					Sp3:		
			Int4:			14-15:							
			Int5:			15-Fin:							
			Fin: DNS								Avg.:		
77	SEMPLE Ryan	CAN	Int1: 47.79 (64)			11-12: 18.45 (79)			2.07		Sp1: 57.90 (73)		
			Int2: 1:06.24 (73)			12-13: 26.31 (69)			3.73		Sp2: 101.17 (68)		
			Int3: 1:32.55 (74)			13-14: 33.97 (77)			5.94		Sp3: 137.57 (76)		
			Int4: 2:06.52 (75)			14-15: 13.72 (54)			7.83				
			Int5: 2:20.24 (74)			15-Fin: 18.17 (52)			8.21				
			Fin: 2:38.41 (72)						8.99	254.25	Avg.: 101.81		
78	LARSSON Markus	SWE	Int1: 50.84 (77)			11-12: 18.02 (73)			5.12		Sp1: 72.80 (37)		
			Int2: 1:08.86 (78)			12-13: 24.96 (42)			6.35		Sp2: 105.16 (36)		
			Int3: 1:33.82 (76)			13-14: 33.27 (58)			7.21		Sp3: 141.38 (47)		
			Int4: 2:07.09 (76)			14-15: 14.00 (77)			8.40				
			Int5: 2:21.09 (75)			15-Fin: 18.20 (57)			9.06				
			Fin: 2:39.29 (75)						9.87	277.59	Avg.: 101.25		
79	KRYZL Krystof	CZE	Int1:			11-12:					Sp1:		
			Int2:			12-13:					Sp2:		
			Int3:			13-14:					Sp3:		
			Int4:			14-15:							
			Int5:			15-Fin:							
			Fin: DNS								Avg.:		

PERFORMANCE ANALYSIS 2 TRAINING 1

Number of Competitors: 86

Bib	Name	Nation	Positions			Partials			Difference		Speed		
			Pos.	Time	Rank	Pos.	Time	Rank	Time	Dist(m)	Pos.	Km/h	Rank
80	ERICSSON Daniel	SWE	Int1: 47.68 (59)			11-12: 17.56 (53)			1.96		Sp1: 69.30 (58)		
			Int2: 1:05.24 (60)			12-13: 26.45 (71)			2.73		Sp2: 98.95 (75)		
			Int3: 1:31.69 (64)			13-14: 34.07 (78)			5.08		Sp3: 140.89 (58)		
			Int4: 2:05.76 (73)			14-15: 13.90 (73)			7.07				
			Int5: 2:19.66 (72)			15-Fin: 19.04 (77)			7.63				
			Fin: 2:38.70 (74)						9.28	261.97	Avg.: 101.63		
81	HOROSHILOV Alexandr	RUS	Int1: 47.66 (57)			11-12: 17.41 (44)			1.94		Sp1: 72.00 (45)		
			Int2: 1:05.07 (55)			12-13: 25.06 (45)			2.56		Sp2: 105.92 (26)		
			Int3: 1:30.13 (50)			13-14: 33.33 (62)			3.52		Sp3: 140.41 (62)		
			Int4: 2:03.46 (53)			14-15: 13.91 (74)			4.77				
			Int5: 2:17.37 (55)			15-Fin: 18.55 (69)			5.34				
			Fin: 2:35.92 (56)						6.50	186.76	Avg.: 103.44		
82	LIZEROUX Julien	FRA	Int1: 51.81 (78)			11-12: 18.24 (77)			6.09		Sp1: 69.40 (56)		
			Int2: 1:10.05 (79)			12-13: 26.09 (67)			7.54		Sp2: 102.40 (60)		
			Int3: 1:36.14 (79)			13-14: 33.90 (76)			9.53		Sp3: 140.41 (62)		
			Int4: 2:10.04 (80)			14-15: 13.88 (69)			11.35				
			Int5: 2:23.92 (78)			15-Fin: 18.11 (50)			11.89				
			Fin: 2:42.03 (78)						12.61	348.66	Avg.: 99.54		
83	TREJBAL Filip	CZE	Int1:			11-12:					Sp1:		
			Int2:			12-13:					Sp2:		
			Int3:			13-14:					Sp3:		
			Int4:			14-15:							
			Int5:			15-Fin:							
			Fin: DNS								Avg.:		
84	GEORGIEV Stefan	BUL	Int1:			11-12:					Sp1:		
			Int2:			12-13:					Sp2:		
			Int3:			13-14:					Sp3:		
			Int4:			14-15:							
			Int5:			15-Fin:							
			Fin: DNS								Avg.:		
85	STECHERT Tobias	GER	Int1: 47.55 (56)			11-12: 17.89 (67)			1.83		Sp1: 58.70 (72)		
			Int2: 1:05.44 (65)			12-13: 26.65 (73)			2.93		Sp2: 101.17 (68)		
			Int3: 1:32.09 (69)			13-14: 33.28 (59)			5.48		Sp3: 142.36 (34)		
			Int4: 2:05.37 (65)			14-15: 13.85 (65)			6.68				
			Int5: 2:19.22 (64)			15-Fin: 19.04 (77)			7.19				
			Fin: 2:38.26 (70)						8.84	250.24	Avg.: 101.91		
86	VAN BUYNDER Frederik	BEL	Int1: 49.19 (75)			11-12: 18.19 (76)			3.47		Sp1: 61.60 (69)		
			Int2: 1:07.38 (76)			12-13: 27.18 (75)			4.87		Sp2: 99.79 (73)		
			Int3: 1:34.56 (77)			13-14: 35.45 (80)			7.95		Sp3: 133.96 (80)		
			Int4: 2:10.01 (79)			14-15: 14.68 (79)			11.32				
			Int5: 2:24.69 (79)			15-Fin: 19.40 (79)			12.66				
			Fin: 2:44.09 (79)						14.67	400.52	Avg.: 98.29		

LEGEND

Pos Intermediate or Speed Position	Int2: Intermediate 2	DNF Did Not Finish	Sp3: Speed Trap 3
Avg. Average Speed for the race	Int3: Intermediate 3	Sp1: Speed Trap 1	DNS Did Not Start
Dist(m) Distance behind the first	Int4: Intermediate 4	Sp2: Speed Trap 2	Fin: Finish
Int1: Intermediate 1	Int5: Intermediate 5		