

ALPHABETICAL LIST OF COMPETITORS TRAINING 2

Number of Competitors: 83, Number of NOCs: 17

Nation	FIS Code	Name	FIS Points (28th of December 2007 – List 6)							
			DH	SL	GS	SG	SC			
AUS (1)	40171	BRANCH Craig	15.50 (66)	130.64 (3909)	108.96 (3406)	19.83 (95)				
AUT (13)	51215	BAUMANN Romed	9.20 (37)	11.65 (81)	8.86 (42)	18.37 (85)	2.26 (7)			
	50695	BUDER Andreas	4.51 (13)	180.81 (5335)	122.70 (3972)	13.09 (56)				
	50824	DREIER Christoph	37.55 (167)	9.43 (61)	27.43 (341)	50.23 (475)	13.29 (43)			
	50451	GRUBER Christoph	4.53 (14)	178.12 (5271)	5.46 (21)	2.23 (4)	29.07 (137)			
	50900	KOLL Alexander	28.26 (119)	6.20 (34)	40.41 (759)	30.27 (187)	17.38 (60)			
	50753	KROELL Klaus	5.42 (23)	355.37 (7047)	144.41 (4700)	22.71 (120)				
	50423	MAIER Hermann	4.86 (18)	168.30 (5004)	5.50 (22)	3.19 (8)				
	50707	MATT Mario	35.71 (160)	0.65 (2)	4.76 (15)	34.39 (240)	3.76 (14)			
	50625	RAICH Benjamin	13.03 (53)	0.00 (1)	0.02 (2)	2.32 (5)	0.96 (5)			
	50742	REICHELTH Hannes	21.88 (88)	246.88 (6177)	5.16 (20)	3.48 (12)	107.05 (527)			
50547	SCHOENFELDER Rainer	22.66 (95)	5.87 (27)	6.00 (31)	25.21 (144)	3.25 (10)				
50858	STREITBERGER Georg	7.44 (33)	171.90 (5107)	13.78 (96)	4.38 (15)	23.41 (90)				
50041	WALCHHOFFER Michael	1.64 (2)	45.32 (925)	16.76 (124)	4.67 (16)	17.57 (61)				
BEL (1)	60159	VAN BUYNDER Frederik	92.63 (690)	70.59 (1828)	52.07 (1172)	94.32 (1408)	150.48 (661)			
CAN (6)	102814	BOURQUE Francois	12.96 (52)	33.86 (563)	3.39 (10)	5.14 (20)	5.90 (27)			
	102263	GUAY Erik	2.71 (4)	124.96 (3749)	12.42 (82)	2.97 (7)	49.98 (276)			
	102873	KUCERA John	5.99 (30)	19.02 (188)	3.98 (11)	3.27 (9)	5.87 (26)			
	102899	OSBORNE-PARADIS Manuel	4.46 (12)	51.60 (1154)	40.17 (744)	24.34 (139)				
	102403	SEMPLE Ryan	37.72 (168)	12.53 (89)	20.85 (199)	28.22 (169)	22.95 (84)			
102727	STUTZ Paul	33.00 (141)	8.71 (51)	25.71 (295)	34.27 (237)	26.15 (109)				
CRO (2)	380260	KOSTELIC Ivica	23.23 (96)	4.99 (17)	28.03 (359)	11.71 (44)	1.54 (6)			
	380292	ZRNCIC-DIM Natko	15.59 (69)	20.91 (222)	29.63 (416)	26.83 (155)	22.84 (82)			
CZE (2)	150398	BANK Ondrej	19.41 (84)	7.08 (38)	10.98 (62)	22.55 (117)	3.34 (12)			
	150594	TREJBAL Filip	61.70 (326)	7.24 (39)	17.95 (141)	27.46 (165)	27.86 (130)			
FRA (11)	191591	BERTRAND Yannick	5.96 (29)	243.02 (6120)	33.99 (543)	12.88 (55)				
	191415	BOTTOLLIER-LASQUIN Marc	12.06 (41)	78.01 (2095)	37.71 (660)	23.02 (124)	47.21 (259)			
	191740	CLAREY Johan	9.40 (38)	31.50 (507)	46.12 (966)	16.47 (75)	11.28 (33)			
	191116	DALCIN Pierre-Emmanuel	4.93 (19)	144.46 (4354)	24.46 (263)	10.47 (37)				
	192932	FAYED Guillermo	13.20 (54)	38.95 (706)	31.58 (477)	28.35 (170)	23.01 (85)			

09-01-2008 / Wengen (SUI) / 0459

Page 1/3

Data Processing by LONGINES

www.fis-ski.com

LONGINES Timing

Generation Date: TUE 8 JAN 2008

Time: 17:11

Document: 32E 1.0

ALPHABETICAL LIST OF COMPETITORS TRAINING 2

Number of Competitors: 83, Number of NOCs: 17

Nation	FIS Code	Name	FIS Points (28th of December 2007 – List 6)									
			DH		SL		GS		SG		SC	
FRA (11)	192665	GRANGE Jean-Baptiste	37.32	(165)	2.44	(5)	14.80	(104)	40.25	(300)	2.44	(8)
	191459	LIZEROUX Julien	56.33	(283)	5.16	(20)	33.42	(525)	44.20	(355)	27.42	(124)
	191911	NOCENTI Cyril	13.72	(58)	256.66	(6301)	54.15	(1241)	14.43	(62)	–	
	191462	PAQUIN Pierre	15.14	(64)	15.14	(121)	32.37	(496)	22.68	(118)	5.99	(29)
	191964	POISSON David	11.68	(40)	132.67	(3976)	44.01	(883)	18.20	(84)	35.42	(179)
	192746	THEAUX Adrien	7.76	(35)	33.04	(542)	17.60	(134)	10.93	(39)	5.78	(24)
GBR (1)	220228	MICKEL Finlay	13.94	(60)	126.69	(3802)	60.84	(1502)	13.61	(58)	–	
GER (3)	201606	KEPPLER Stephan	13.64	(55)	256.43	(5742)	28.26	(360)	12.84	(53)	27.64	(117)
	201811	STECHERT Tobias	83.37	(554)	126.21	(3789)	78.98	(2218)	29.79	(181)	66.21	(355)
	201439	STEHLE Johannes	17.81	(77)	139.48	(4192)	28.11	(360)	15.58	(67)	33.98	(167)
ITA (12)	292967	EISATH Florian	26.33	(105)	26.21	(348)	8.10	(39)	18.10	(82)	12.89	(38)
	292455	FILL Peter	3.31	(5)	31.16	(500)	5.97	(29)	4.72	(17)	3.31	(11)
	291389	FISCHNALLER Roland	15.64	(70)	259.14	(6328)	29.36	(400)	25.82	(148)	–	
	292056	GUFLER Michael	23.51	(98)	104.36	(3030)	9.55	(45)	17.34	(78)	18.91	(64)
	292150	HAPPACHER Alex	25.56	(102)	25.37	(325)	14.61	(101)	14.80	(63)	15.48	(49)
	292514	HEEL Werner	5.92	(28)	112.49	(3352)	49.49	(1080)	12.18	(45)	27.77	(128)
	293006	INNERHOFER Christof	19.95	(85)	13.15	(95)	12.16	(78)	5.88	(29)	12.98	(40)
	293079	PITTSCHIELER Kurt	32.40	(133)	25.79	(340)	13.73	(95)	25.84	(151)	19.47	(68)
	290998	STAUDACHER Patrick	5.61	(26)	117.83	(3520)	27.99	(357)	3.44	(11)	5.63	(23)
	291641	SULZENBACHER Kurt	4.62	(16)	294.78	(6691)	153.17	(5009)	25.04	(142)	101.93	(508)
	292291	THANEI Stefan	16.68	(73)	52.74	(1194)	17.60	(134)	21.73	(110)	12.68	(36)
	293141	VARETONI Silvano	17.86	(79)	163.02	(4873)	25.17	(281)	12.75	(52)	27.87	(131)
LIE (1)	350032	BUECHEL Marco	2.45	(3)	186.67	(5479)	13.31	(90)	3.38	(10)	–	
NOR (1)	420911	SOLBAKKEN Bjarne	26.82	(110)	47.86	(1018)	22.27	(221)	20.49	(102)	–	
RUS (1)	480736	HOROSHILOV Alexandr	48.44	(233)	16.79	(154)	34.67	(568)	36.21	(260)	34.88	(174)
SLO (4)	560332	JERMAN Andrej	3.50	(7)	35.42	(602)	42.08	(805)	5.40	(22)	19.42	(67)
	561085	KRIZAJ Andrej	22.49	(94)	22.11	(249)	26.17	(307)	19.19	(90)	22.22	(78)
	561067	PERKO Rok	12.54	(46)	41.39	(783)	16.83	(125)	12.43	(47)	26.73	(116)
	560447	SPORN Andrej	7.44	(33)	30.66	(480)	21.54	(210)	7.00	(34)	30.76	(151)
SUI (11)	510993	ALBRECHT Daniel	6.00	(31)	5.72	(24)	2.29	(6)	5.69	(26)	0.00	(1)
	510997	BERTHOD Marc	16.68	(73)	4.15	(9)	4.74	(14)	23.72	(133)	0.57	(3)
	510969	BONETTI Michael	17.81	(77)	171.81	(5103)	22.17	(219)	16.27	(74)	26.84	(118)
	510030	CUCHE Didier	0.00	(1)	410.32	(7185)	2.37	(7)	0.00	(1)	27.45	(125)
	510727	DEFAGO Didier	4.67	(17)	39.34	(718)	4.59	(12)	3.95	(13)	2.56	(9)
	510747	GRUENENFELDER Tobias	5.66	(27)	243.15	(6124)	14.72	(102)	11.25	(43)	–	
	510207	HARI Konrad	15.55	(68)	296.30	(6710)	23.70	(249)	12.87	(54)	53.30	(290)
	510165	HOFER Beni	12.73	(51)	151.12	(4564)	11.03	(63)	13.41	(57)	24.25	(95)
	510767	HOFFMANN Ambrosi	4.23	(10)	190.39	(5559)	18.94	(166)	5.48	(23)	–	

09-01-2008 / Wengen (SUI) / 0459

Page 2/3

Data Processing by LONGINES

www.fis-ski.com

LONGINES Timing

Generation Date: TUE 8 JAN 2008

Time: 17:11

Document: 32E 1.0

--	--	--	--	--	--	--

ALPHABETICAL LIST OF COMPETITORS TRAINING 2

Number of Competitors: 83, Number of NOCs: 17

Nation	FIS Code	Name	FIS Points (28th of December 2007 – List 6)									
			DH		SL		GS		SG		SC	
SUI (11)	511313	JANKA Carlo	26.52	(107)	10.02	(63)	8.34	(41)	20.76	(103)	19.22	(65)
	510498	ZUEGER Cornel	12.58	(47)	250.43	(6214)	19.74	(177)	13.81	(60)	21.47	(75)
SWE (6)	501101	BYGGMARK Jens	51.82	(256)	1.99	(3)	16.22	(119)	47.26	(421)	5.84	(25)
	501230	ERICSSON Daniel	46.30	(215)	27.37	(390)	29.63	(416)	27.45	(163)	22.05	(77)
	500656	LARSSON Markus	40.17	(185)	3.42	(7)	5.78	(26)	148.38	(2390)	5.90	(27)
	501076	OLSSON Hans	12.37	(43)	16.77	(151)	18.56	(156)	15.69	(69)	3.94	(16)
	501324	OLSSON Matts	36.00	(162)	20.75	(218)	12.41	(81)	25.23	(145)	20.79	(71)
	501026	RAINER Niklas	22.16	(92)	15.20	(122)	9.61	(46)	10.09	(36)	4.45	(19)
USA (7)	534567	LANNING Thomas (tj)	19.98	(86)	18.61	(183)	13.67	(93)	16.66	(76)	16.03	(54)
	534562	LIGETY Ted	10.93	(39)	4.83	(13)	0.11	(4)	14.96	(65)	3.46	(13)
	532490	MACARTNEY Scott	5.53	(24)	43.35	(845)	30.52	(436)	15.71	(71)	–	
	532431	MILLER Bode	3.35	(6)	15.70	(133)	3.17	(9)	1.49	(2)	3.94	(16)
	533866	NYMAN Steven	4.00	(9)	28.61	(420)	53.80	(1233)	5.78	(27)	5.15	(22)
	533131	SULLIVAN Marco	5.06	(20)	128.02	(3829)	37.87	(667)	20.40	(101)	46.66	(256)
	530939	WEIBRECHT Andrew	14.71	(62)	17.33	(163)	18.42	(153)	19.83	(95)	8.00	(31)

LEGEND

DH Downhill **SL** Slalom **GS** Giant Slalom **SG** Super-G **SC** Super Combined

09-01-2008 / Wengen (SUI) / 0459

Page 3/3

Data Processing by LONGINES

www.fis-ski.com

LONGINES Timing

Generation Date: TUE 8 JAN 2008

Time: 17:11

Document: 32E 1.0

--	--	--	--	--	--	--



Wengen

11.–13. JANUAR 2008



SRG SSR idée suisse swisscom



AUDI FIS SKI WORLD CUP 2007/08

Wengen (SUI)



5th MEN'S DOWNHILL

WED 9 JAN 2008
Start Time: 12:15

DRAW LIST BY POINTS TRAINING 2

Number of Competitors: 83, Number of NOCs: 17 Ranked 100 in the FIS List: ZAHROBSKY P. FIS Pts: 24.89

No.	FIS Code	Name	Nation	WC SL-DH	WC SL-O	FIS-DH
1	510030	CUCHE Didier	SUI	619 (1)	1205 (2)	0.00 (1)
2	50041	WALCHHOFER Michael	AUT	462 (2)	606 (12)	1.64 (2)
3	532431	MILLER Bode	USA	395 (3)	938 (4)	3.35 (6)
4	102263	GUAY Erik	CAN	378 (4)	569 (16)	2.71 (4)
5	350032	BUECHEL Marco	LIE	366 (5)	557 (17)	2.45 (3)
6	560332	JERMAN Andrej	SLO	328 (6)	428 (23)	3.50 (7)
7	292455	FILL Peter	ITA	311 (7)	595 (14)	3.31 (5)
8	50695	BUDER Andreas	AUT	285 (8)	285 (35)	4.51 (11)
9	533866	NYMAN Steven	USA	246 (11)	363 (28)	4.00 (8)
10	510767	HOFFMANN Ambrosi	SUI	232 (12)	305 (33)	4.23 (9)
11	510727	DEFAGO Didier	SUI	231 (13)	648 (9)	4.67 (14)
12	291641	SULZENBACHER Kurt	ITA	222 (14)	222 (41)	4.62 (13)
13	102899	OSBORNE-PARADIS Manuel	CAN	217 (16)	224 (39)	4.46 (10)
14	50451	GRUBER Christoph	AUT	213 (17)	575 (15)	4.53 (12)
15	50423	MAIER Hermann	AUT	192 (18)	444 (22)	4.86 (15)
16	+400 102873	KUCERA John	CAN	110 (25)	470 (20)	5.99 (24)
17	+400 510993	ALBRECHT Daniel	SUI	57 (34)	757 (6)	6.00 (25)
18	+400 50625	RAICH Benjamin	AUT	50 (37)	1470 (1)	13.03 (39)
19	533131	SULLIVAN Marco	USA	182 (19)	194 (47)	5.06 (17)
20	191116	DALCIN Pierre-Emmanuel	FRA	168 (20)	195 (46)	4.93 (16)
21	50753	KROELL Klaus	AUT	161 (21)	161 (57)	5.42 (18)
22	532490	MACARTNEY Scott	USA	123 (24)	153 (59)	5.53 (19)
23	510747	GRUENENFELDER Tobias	SUI	109 (26)	145 (60)	5.66 (21)
24	290998	STAUDACHER Patrick	ITA	106 (28)	317 (32)	5.61 (20)
25	191591	BERTRAND Yannick	FRA	90 (29)	90 (81)	5.96 (23)
26	292514	HEEL Werner	ITA	89 (30)	139 (62)	5.92 (22)
27	191415	BOTTOLLIER-LASQUIN Marc	FRA	62 (33)	62 (88)	12.06 (33)
28	50858	STREITBERGER Georg	AUT	56 (35)	181 (49)	7.44 (26)
29	191740	CLAREY Johan	FRA	56 (35)	71 (85)	9.40 (30)
30	192746	THEAUX Adrien	FRA	50 (37)	100 (74)	7.76 (28)
31	+400 534562	LIGETY Ted	USA	30 (44)	653 (8)	10.93 (31)
32	+400 510997	BERTHOD Marc	SUI	-	646 (10)	16.68 (51)
33	+400 50707	MATT Mario	AUT	-	810 (5)	> 35.71 (71)
34	+400 192665	GRANGE Jean-Baptiste	FRA	-	516 (18)	> 37.32 (73)
35	+400 501101	BYGGMARK Jens	SWE	-	461 (21)	> 51.82 (79)
36	560447	SPORN Andrej	SLO	-	24 (113)	7.44 (27)

09-01-2008 / Wengen (SUI) / 0459

Page 1/3

Data Processing by LONGINES


www.fis-ski.com

LONGINES Timing

Generation Date: TUE 8 JAN 2008

Time: 17:11

Document: 45B 1.0





AUDI FIS SKI WORLD CUP 2007/08
Wengen (SUI)



5th MEN'S DOWNHILL

WED 9 JAN 2008
Start Time: 12:15

DRAW LIST BY POINTS TRAINING 2

Number of Competitors: 83, Number of NOCs: 17 Ranked 100 in the FIS List: ZAHROBSKY P. FIS Pts: 24.89

No.	FIS Code	Name	Nation	WC SL-DH	WC SL-O	FIS-DH
37	51215	BAUMANN Romed	AUT	25 (46)	244 (36)	9.20 (29)
38	191964	POISSON David	FRA	23 (47)	24 (113)	11.68 (32)
39	501076	OLSSON Hans	SWE	39 (40)	144 (61)	12.37 (34)
40	561067	PERKO Rok	SLO	7 (61)	7 (151)	12.54 (35)
41	510498	ZUEGER Cornel	SUI	8 (58)	8 (148)	12.58 (36)
42	510165	HOFER Beni	SUI	21 (49)	21 (123)	12.73 (37)
43	102814	BOURQUE Francois	CAN	9 (57)	293 (34)	12.96 (38)
44	192932	FAYED Guillermo	FRA	15 (53)	15 (134)	13.20 (40)
45	201606	KEPPLER Stephan	GER	34 (41)	80 (84)	13.64 (41)
46	191911	NOCENTI Cyril	FRA	8 (58)	8 (148)	13.72 (42)
47	220228	MICKEL Finlay	GBR	21 (49)	21 (123)	13.94 (43)
48	530939	WEIBRECHT Andrew	USA	26 (45)	44 (97)	14.71 (44)
49	191462	PAQUIN Pierre	FRA	-	52 (93)	15.14 (45)
50	40171	BRANCH Craig	AUS	4 (66)	4 (160)	15.50 (46)
51	510207	HARI Konrad	SUI	17 (51)	17 (129)	15.55 (47)
52	380292	ZRNCIC-DIM Natko	CRO	-	28 (109)	15.59 (48)
53	291389	FISCHNALLER Roland	ITA	22 (48)	22 (120)	15.64 (49)
54	292291	THANEI Stefan	ITA	-	-	16.68 (50)
55	201439	STEHLE Johannes	GER	34 (41)	34 (104)	17.81 (52)
56	510969	BONETTI Michael	SUI	7 (61)	7 (151)	17.81 (53)
57	293141	VARETONI Silvano	ITA	14 (54)	14 (137)	17.86 (54)
58	150398	BANK Ondrej	CZE	-	161 (57)	19.41 (55)
59	293006	INNERHOFER Christof	ITA	41 (39)	116 (65)	19.95 (56)
60	534567	LANNING Thomas (tj)	USA	-	38 (101)	19.98 (57)
61	50742	REICHELTH Hannes	AUT	8 (58)	322 (31)	21.88 (58)
62	501026	RAINER Niklas	SWE	-	101 (73)	22.16 (59)
63	561085	KRIZAJ Andrej	SLO	-	-	22.49 (60)
64	50547	SCHOENFELDER Rainer	AUT	-	332 (30)	22.66 (61)
65	380260	KOSTELIC Ivica	CRO	-	385 (26)	23.23 (62)
66	292056	GUFLER Michael	ITA	-	16 (131)	23.51 (63)
67	292150	HAPPACHER Alex	ITA	-	4 (160)	> 25.56 (64)
68	292967	EISATH Florian	ITA	-	32 (106)	> 26.33 (65)
69	511313	JANKA Carlo	SUI	-	17 (129)	> 26.52 (66)
70	420911	SOLBAKKEN Bjarne	NOR	-	-	> 26.82 (67)
71	50900	KOLL Alexander	AUT	-	83 (82)	> 28.26 (68)
72	293079	PITTSCHIELER Kurt	ITA	-	-	> 32.40 (69)
73	102727	STUTZ Paul	CAN	-	24 (113)	> 33.00 (70)
74	501324	OLSSON Matts	SWE	-	-	> 36.00 (72)
75	50824	DREIER Christoph	AUT	-	20 (125)	> 37.55 (74)
76	102403	SEMPLE Ryan	CAN	-	14 (137)	> 37.72 (75)
77	500656	LARSSON Markus	SWE	-	388 (25)	> 40.17 (76)
78	501230	ERICSSON Daniel	SWE	-	-	> 46.30 (77)
79	480736	HOROSHILOV Alexandr	RUS	-	-	> 48.44 (78)
80	191459	LIZEROUX Julien	FRA	-	181 (49)	> 56.33 (80)
81	150594	TREJBAL Filip	CZE	-	18 (128)	> 61.70 (81)
82	201811	STECHERT Tobias	GER	-	-	> 83.37 (82)

09-01-2008 / Wengen (SUI) / 0459

Page 2/3

Data Processing by LONGINES

www.fis-ski.com

LONGINES Timing

Generation Date: TUE 8 JAN 2008

Time: 17:11

Document: 45B 1.0

--	--	--	--	--	--	--



AUDI FIS SKI WORLD CUP 2007/08
Wengen (SUI)



5th MEN'S DOWNHILL

WED 9 JAN 2008
Start Time: 12:15

DRAW LIST BY POINTS TRAINING 2

Number of Competitors: 83, Number of NOCs: 17 Ranked 100 in the FIS List: ZAHROBSKY P. FIS Pts: 24.89

No.	FIS Code	Name	Nation	WCSL-DH	WCSL-O	FIS-DH
83	60159	VAN BUYNDER Frederik	BEL	-	-	> 92.63 (83)

LEGEND

+400 More than 400 points on WCSL-O after 15th place or after 30th place
WCSL-DH World Cup Start List points for Downhill
FIS-DH FIS points for Downhill
WCSL-O No. Overall WCSL points Control Number

09-01-2008 / Wengen (SUI) / 0459

Page 3/3

Data Processing by LONGINES

www.fis-ski.com

LONGINES Timing

Generation Date: TUE 8 JAN 2008

Time: 17:11

Document: 45B 1.0

--	--	--	--	--	--



Wengen

11.–13. JANUAR 2008

JUNGFRAUBAHNEN



SRG SSR idée suisse swisscom



AUDI FIS SKI WORLD CUP 2007/08



Wengen (SUI)



5th MEN'S DOWNHILL

WED 9 JAN 2008

START LIST TRAINING 2

Start Time: 12:15

Jury

TD FIS	A. SCHRANZ	AUT
Referee	G. HUJARA	FIS
Assistant Referee	H. SCHMALZL	FIS
Chief of Race	U. NAEPLIN	SUI

Technical Data

Course Name	Lauberhorn
Start Altitude	2315 m
Finish Altitude	1287 m
Vertical Drop	1028 m
Course Length	4480 m
Homologation Number	8217/10/06

Race Information

Course Setter	H. SCHMALZL	FIS
Number of Gates	51	
Start Time	12:15	

Forerunners	A - C. BOUDUBAN	SUI	F - M. NIQUILLE	SUI
	B - R. DE CESARIS	SUI	G - P. SUPPIGER	SUI
	C - P. GASSER	SUI	H - A. CROISIER	SUI
	D - J. FRAVI	SUI	I - J. RUSSI	SUI
	E - M. HARI	SUI		

Number of Competitors: 83

Bib	FIS Code	Name	Year of Birth	Nation	Time	Ski
1	191591	BERTRAND Yannick	1980	FRA		Dynastar
2	50753	KROELL Klaus	1980	AUT		Salomon
3	533131	SULLIVAN Marco	1980	USA		Nordica
4	292514	HEEL Werner	1982	ITA		Rossignol
5	192746	THEAUX Adrien	1984	FRA		Rossignol
6	510993	ALBRECHT Daniel	1983	SUI		Atomic
7	102263	GUAY Erik	1981	CAN		Atomic
8	510727	DEFAGO Didier	1977	SUI		Rossignol
9	50423	MAIER Hermann	1972	AUT		Head
10	102899	OSBORNE-PARADIS Manuel	1984	CAN		Rossignol
11	560332	JERMAN Andrej	1978	SLO		Stoekli
12	510767	HOFFMANN Ambrosi	1977	SUI		Head
13	292455	FILL Peter	1982	ITA		Dynastar
14	50041	WALCHHOFER Michael	1975	AUT		Atomic
15	510030	CUCHE Didier	1974	SUI		Head
16	350032	BUECHEL Marco	1971	LIE		Head
17	291641	SULZENBACHER Kurt	1976	ITA		Fischer
18	50451	GRUBER Christoph	1976	AUT		Fischer
19	50625	RAICH Benjamin	1978	AUT		Atomic
20	532431	MILLER Bode	1977	USA		Head

09-01-2008 / Wengen (SUI) / 0459

Page 1/3

Data Processing by LONGINES


www.fis-ski.com

LONGINES Timing

Generation Date: TUE 8 JAN 2008

Time: 17:11

Document: 51A 1.0





AUDI FIS SKI WORLD CUP 2007/08
Wengen (SUI)



5th MEN'S DOWNHILL
START LIST TRAINING 2

WED 9 JAN 2008
Start Time: 12:15

Number of Competitors: 83

Bib	FIS Code	Name	Year of Birth	Nation	Time	Ski
21	50695	BUDER Andreas	1979	AUT		Head
22	533866	NYMAN Steven	1982	USA		Fischer
23	102873	KUCERA John	1984	CAN		Atomic
24	191415	BOTTOLIER-LASQUIN Marc	1979	FRA		Dynastar
25	191740	CLAREY Johan	1981	FRA		Rossignol
26	191116	DALCIN Pierre-Emmanuel	1977	FRA		Atomic
27	510747	GRUENENFELDER Tobias	1977	SUI		Stoeckli
28	532490	MACARTNEY Scott	1978	USA		Nordica
29	50858	STREITBERGER Georg	1981	AUT		Fischer
30	290998	STAUDACHER Patrick	1980	ITA		Head
31	534562	LIGETY Ted	1984	USA		Rossignol
32	510997	BERTHOD Marc	1983	SUI		Atomic
33	50707	MATT Mario	1979	AUT		Fischer
34	192665	GRANGE Jean-Baptiste	1984	FRA		Rossignol
35	501101	BYGGMARK Jens	1985	SWE		Atomic
36	560447	SPORN Andrej	1981	SLO		Elan
37	51215	BAUMANN Romed	1986	AUT		Fischer
38	191964	POISSON David	1982	FRA		Salomon
39	501076	OLSSON Hans	1984	SWE		Head
40	561067	PERKO Rok	1985	SLO		Stoeckli
41	510498	ZUEGER Cornel	1981	SUI		Stoeckli
42	510165	HOFER Beni	1978	SUI		Head
43	102814	BOURQUE Francois	1984	CAN		Salomon
44	192932	FAYED Guillermo	1985	FRA		
45	201606	KEPPLER Stephan	1983	GER		Head
46	191911	NOCENTI Cyril	1982	FRA		Dynastar
47	220228	MICKEL Finlay	1977	GBR		Atomic
48	530939	WEIBRECHT Andrew	1986	USA		Rossignol
49	191462	PAQUIN Pierre	1979	FRA		Salomon
50	40171	BRANCH Craig	1977	AUS		Voelkl
51	510207	HARI Konrad	1978	SUI		Salomon
52	380292	ZRNCIC-DIM Natko	1986	CRO		Atomic
53	291389	FISCHNALLER Roland	1975	ITA		Head
54	292291	THANEI Stefan	1981	ITA		Dynastar
55	201439	STEHLE Johannes	1981	GER		Head
56	510969	BONETTI Michael	1982	SUI		Head
57	293141	VARETONI Silvano	1984	ITA		Atomic
58	150398	BANK Ondrej	1980	CZE		Elan
59	293006	INNERHOFER Christof	1984	ITA		Rossignol
60	534567	LANNING Thomas (tj)	1984	USA		Nordica
61	50742	REICHELTH Hannes	1980	AUT		Fischer
62	501026	RAINER Niklas	1983	SWE		Fischer
63	561085	KRIZAJ Andrej	1986	SLO		Rossignol
64	50547	SCHOENFELDER Rainer	1977	AUT		Fischer
65	380260	KOSTELIC Ivica	1979	CRO		Fischer
66	292056	GUFLER Michael	1979	ITA		Atomic
67	292150	HAPPACHER Alex	1979	ITA		Rossignol
68	292967	EISATH Florian	1984	ITA		Atomic

09-01-2008 / Wengen (SUI) / 0459

Page 2/3

Data Processing by LONGINES

www.fis-ski.com

LONGINES Timing

Generation Date: TUE 8 JAN 2008

Time: 17:11

Document: 51A 1.0

--	--	--	--	--	--



Audi FIS Ski World Cup

AUDI FIS SKI WORLD CUP 2007/08
Wengen (SUI)



5th MEN'S DOWNHILL
START LIST TRAINING 2

WED 9 JAN 2008
Start Time: 12:15

Number of Competitors: 83

Bib	FIS Code	Name	Year of Birth	Nation	Time	Ski
69	511313	JANKA Carlo	1986	SUI		Atomic
70	420911	SOLBAKKEN Bjarne	1977	NOR		Nordica
71	50900	KOLL Alexander	1982	AUT		Salomon
72	293079	PITTSCHIELER Kurt	1984	ITA		Atomic
73	102727	STUTZ Paul	1983	CAN		Fischer
74	501324	OLSSON Matts	1988	SWE		Atomic
75	50824	DREIER Christoph	1981	AUT		Head
76	102403	SEMPLE Ryan	1982	CAN		
77	500656	LARSSON Markus	1979	SWE		Atomic
78	501230	ERICSSON Daniel	1987	SWE		
79	480736	HOROSHILOV Alexandr	1984	RUS		Salomon
80	191459	LIZEROUX Julien	1979	FRA		Fischer
81	150594	TREJBAL Filip	1985	CZE		Dynastar
82	201811	STECHELT Tobias	1985	GER		Head
83	60159	VAN BUYNDER Frederik	1988	BEL		





Wengen

11.–13. JANUAR 2008

JUNGFRAUBAHNEN



SRG SSR idée suisse swisscom



AUDI FIS SKI WORLD CUP 2007/08



Wengen (SUI)



5th MEN'S DOWNHILL

WED 9 JAN 2008

RESULTS TRAINING 2 BY RANK

Start Time: 12:15

Jury

TD FIS	A. SCHRANZ	AUT
Referee	G. HUJARA	FIS
Assistant Referee	H. SCHMALZL	FIS
Chief of Race	U. NAEPLIN	SUI

Technical Data

Course Name	Lauberhorn
Start Altitude	2315 m
Finish Altitude	1287 m
Vertical Drop	1028 m
Course Length	4480 m
Homologation Number	8217/10/06

Race Information

Course Setter	H. SCHMALZL	FIS
Number of Gates	51	
Start Time	12:15	

Forerunners	A - C. BOUDUBAN	SUI	F - M. NIQUILLE	SUI
	B - R. DE CESARIS	SUI	G - P. SUPPIGER	SUI
	C - P. GASSER	SUI	H - A. CROISIER	SUI
	D - J. FRAVI	SUI	I - J. RUSSI	SUI
	E - M. HARI	SUI		

Weather: Cloudy Snow: Hard Temperature – Start: -2 °C Finish: 1 °C

Number of Competitors: 83

Rank	Bib	FIS Code	Name	Year of Birth	Nation	Time	Diff.	Dist. (m)	Ski
1	4	292514	HEEL Werner	1982	ITA	2:30.89			Rossignol
2	15	510030	CUCHE Didier	1974	SUI	2:31.11	0.22	6.52	Head
3	11	560332	JERMAN Andrej	1978	SLO	2:31.42	0.53	15.68	Stoekli
4	14	50041	WALCHHOFER Michael	1975	AUT	2:31.56	0.67	19.80	Atomic
5	2	50753	KROELL Klaus	1980	AUT	2:32.30	1.41	41.48	Salomon
6	3	533131	SULLIVAN Marco	1980	USA	2:32.42	1.53	44.97	Nordica
7	23	102873	KUCERA John	1984	CAN	2:32.55	1.66	48.75	Atomic
8	10	102899	OSBORNE-PARADIS Manuel	1984	CAN	2:32.78	1.89	55.42	Rossignol
8	5	192746	THEAUX Adrien	1984	FRA	2:32.78	1.89	55.42	Rossignol
10	21	50695	BUDER Andreas	1979	AUT	2:33.00	2.11	61.78	Head
11	12	510767	HOFFMANN Ambrosi	1977	SUI	2:33.07	2.18	63.80	Head
12	1	191591	BERTRAND Yannick	1980	FRA	2:33.22	2.33	68.13	Dynastar
13	59	293006	INNERHOFER Christof	1984	ITA	2:33.26	2.37	69.28	Rossignol
13	9	50423	MAIER Hermann	1972	AUT	2:33.26	2.37	69.28	Head
15	22	533866	NYMAN Steven	1982	USA	2:33.46	2.57	75.03	Fischer
16	18	50451	GRUBER Christoph	1976	AUT	2:33.47	2.58	75.31	Fischer

#486

09-01-2008 / Wengen (SUI) / 0459

Page 1/3

Data Processing by LONGINES


www.fis-ski.com

LONGINES Timing

Generation Date: WED 9 JAN 2008

Time: 14:05

Document: 74B 1.0





AUDI FIS SKI WORLD CUP 2007/08
Wengen (SUI)



5th MEN'S DOWNHILL
RESULTS TRAINING 2 BY RANK

WED 9 JAN 2008
Start Time: 12:15

Number of Competitors: 83

Rank	Bib	FIS Code	Name	Year of Birth	Nation	Time	Diff.	Dist. (m)	Ski
17	16	350032	BUCHEL Marco	1971	LIE	2:33.59	2.70	78.76	Head
18	26	191116	DALCIN Pierre-Emmanuel	1977	FRA	2:33.65	2.76	80.47	Atomic
19	20	532431	MILLER Bode	1977	USA	2:33.72	2.83	82.48	Head
20	41	510498	ZUEGER Cornel	1981	SUI	2:33.75	2.86	83.34	Stoekli
21	30	290998	STAUDACHER Patrick	1980	ITA	2:33.86	2.97	86.48	Head
22	42	510165	HOFER Beni	1978	SUI	2:33.91	3.02	87.91	Head
23	13	292455	FILL Peter	1982	ITA	2:33.95	3.06	89.05	Dynastar
24	45	201606	KEPPLER Stephan	1983	GER	2:33.97	3.08	89.62	Head
25	25	191740	CLAREY Johan	1981	FRA	2:34.02	3.13	91.04	Rossignol
26	39	501076	OLSSON Hans	1984	SWE	2:34.23	3.34	97.02	Head
27	64	50547	SCHOENFELDER Rainer	1977	AUT	2:34.25	3.36	97.59	Fischer
27	29	50858	STREITBERGER Georg	1981	AUT	2:34.25	3.36	97.59	Fischer
29	17	291641	SULZENBACHER Kurt	1976	ITA	2:34.27	3.38	98.16	Fischer
30	52	380292	ZRNCIC-DIM Natko	1986	CRO	2:34.33	3.44	99.86	Atomic
31	6	510993	ALBRECHT Daniel	1983	SUI	2:34.34	3.45	100.14	Atomic
32	53	291389	FISCHNALLER Roland	1975	ITA	2:34.42	3.53	102.41	Head
33	62	501026	RAINER Niklas	1983	SWE	2:34.72	3.83	110.90	Fischer
33	51	510207	HARI Konrad	1978	SUI	2:34.72	3.83	110.90	Salomon
33	43	102814	BOURQUE Francois	1984	CAN	2:34.72	3.83	110.90	Salomon
36	24	191415	BOTTOLLIER-LASQUIN Marc	1979	FRA	2:34.74	3.85	111.46	Dynastar
37	8	510727	DEFAGO Didier	1977	SUI	2:34.84	3.95	114.29	Rossignol
38	65	380260	KOSTELIC Ivica	1979	CRO	2:34.92	4.03	116.54	Fischer
39	68	292967	EISATH Florian	1984	ITA	2:34.96	4.07	117.67	Atomic
40	46	191911	NOCENTI Cyril	1982	FRA	2:35.03	4.14	119.64	Dynastar
41	38	191964	POISSON David	1982	FRA	2:35.05	4.16	120.20	Salomon
42	58	150398	BANK Ondrej	1980	CZE	2:35.15	4.26	123.01	Elan
43	57	293141	VARETONI Silvano	1984	ITA	2:35.25	4.36	125.82	Atomic
44	40	561067	PERKO Rok	1985	SLO	2:35.35	4.46	128.62	Stoekli
45	61	50742	REICHELTHANNES Hannes	1980	AUT	2:35.64	4.75	136.73	Fischer
45	44	192932	FAYED Guillermo	1985	FRA	2:35.64	4.75	136.73	
47	31	534562	LIGETY Ted	1984	USA	2:35.65	4.76	137.00	Rossignol
48	76	102403	SEMPLER Ryan	1982	CAN	2:35.67	4.78	137.56	
49	54	292291	THANEI Stefan	1981	ITA	2:35.70	4.81	138.40	Dynastar
50	28	532490	MACARTNEY Scott	1978	USA	2:35.73	4.84	139.24	Nordica
51	56	510969	BONETTI Michael	1982	SUI	2:35.80	4.91	141.19	Head
52	50	40171	BRANCH Craig	1977	AUS	2:36.07	5.18	148.69	Voelkl
53	55	201439	STEHLE Johannes	1981	GER	2:36.40	5.51	157.83	Head
54	75	50824	DREIER Christoph	1981	AUT	2:36.42	5.53	158.38	Head
55	27	510747	GRUENENFELDER Tobias	1977	SUI	2:36.44	5.55	158.94	Stoekli
56	47	220228	MICKEL Finlay	1977	GBR	2:36.57	5.68	162.52	Atomic
57	70	420911	SOLBAKKEN Bjarne	1977	NOR	2:36.66	5.77	165.00	Nordica
58	60	534567	LANNING Thomas (tj)	1984	USA	2:36.81	5.92	169.13	Nordica
59	36	560447	SPORN Andrej	1981	SLO	2:37.06	6.17	175.99	Elan
60	19	50625	RAICH Benjamin	1978	AUT	2:37.14	6.25	178.19	Atomic
61	63	561085	KRIZAJ Andrej	1986	SLO	2:37.22	6.33	180.37	Rossignol

#486 _____

--	--	--	--	--	--



AUDI FIS SKI WORLD CUP 2007/08
Wengen (SUI)



5th MEN'S DOWNHILL
RESULTS TRAINING 2 BY RANK

WED 9 JAN 2008
Start Time: 12:15

Number of Competitors: 83

Rank	Bib	FIS Code	Name	Year of Birth	Nation	Time	Diff.	Dist. (m)	Ski
62	67	292150	HAPPACHER Alex	1979	ITA	2:37.36	6.47	184.20	Rossignol
63	82	201811	STECHERT Tobias	1985	GER	2:37.39	6.50	185.02	Head
64	48	530939	WEIBRECHT Andrew	1986	USA	2:37.54	6.65	189.11	Rossignol
65	79	480736	HOROSHILOV Alexandr	1984	RUS	2:37.74	6.85	194.55	Salomon
66	66	292056	GUFLER Michael	1979	ITA	2:37.95	7.06	200.25	Atomic
67	72	293079	PITTSCHIELER Kurt	1984	ITA	2:38.60	7.71	217.79	Atomic
68	49	191462	PAQUIN Pierre	1979	FRA	2:38.63	7.74	218.59	Salomon
69	74	501324	OLSSON Matts	1988	SWE	2:38.76	7.87	222.08	Atomic
70	35	501101	BYGGMARK Jens	1985	SWE	2:39.66	8.77	246.08	Atomic
71	80	191459	LIZEROUX Julien	1979	FRA	2:39.87	8.98	251.64	Fischer
72	78	501230	ERICSSON Daniel	1987	SWE	2:40.39	9.50	265.35	
73	37	51215	BAUMANN Romed	1986	AUT	2:41.71	10.82	299.76	Fischer
74	33	50707	MATT Mario	1979	AUT	2:42.47	11.58	319.31	Fischer
75	77	500656	LARSSON Markus	1979	SWE	2:43.09	12.20	335.13	Atomic
76	32	510997	BERTHOD Marc	1983	SUI	2:45.56	14.67	396.97	Atomic
77	83	60159	VAN BUYNDER Frederik	1988	BEL	2:45.62	14.73	398.44	
	7	102263	GUAY Erik	1981	CAN	DNS			Atomic
	34	192665	GRANGE Jean-Baptiste	1984	FRA	DNS			Rossignol
	69	511313	JANKA Carlo	1986	SUI	DNS			Atomic
	81	150594	TREJBAL Filip	1985	CZE	DNS			Dynastar
	71	50900	KOLL Alexander	1982	AUT	DQ	Gate 23 Rule 629.3		Salomon
	73	102727	STUTZ Paul	1983	CAN	DQ	Gate 50 Rule 629.3		Fischer

Reason for disqualification:

629.3 Does not pass through a gate correctly

Technical Delegate:
A. SCHRANZ (AUT) #486

LEGEND

DNS Did Not Start **DQ** Disqualified

09-01-2008 / Wengen (SUI) / 0459

Page 3/3

Data Processing by LONGINES

www.fis-ski.com

LONGINES Timing

Generation Date: WED 9 JAN 2008

Time: 14:05

Document: 74B 1.0

--	--	--	--	--	--



Wengen

11.–13. JANUAR 2008



SRG SSR idée suisse swisscom



AUDI FIS SKI WORLD CUP 2007/08

Wengen (SUI)



5th MEN'S DOWNHILL

WED 9 JAN 2008

RESULTS TRAINING 2 BY BIB

Start Time: 12:15

Jury

TD FIS	A. SCHRANZ	AUT
Referee	G. HUJARA	FIS
Assistant Referee	H. SCHMALZL	FIS
Chief of Race	U. NAEPLIN	SUI

Technical Data

Course Name	Lauberhorn
Start Altitude	2315 m
Finish Altitude	1287 m
Vertical Drop	1028 m
Course Length	4480 m
Homologation Number	8217/10/06

Race Information

Course Setter	H. SCHMALZL	FIS
Number of Gates	51	
Start Time	12:15	

Forerunners	A - C. BOUDUBAN	SUI	F - M. NIQUILLE	SUI
	B - R. DE CESARIS	SUI	G - P. SUPPIGER	SUI
	C - P. GASSER	SUI	H - A. CROISIER	SUI
	D - J. FRAVI	SUI	I - J. RUSSI	SUI
	E - M. HARI	SUI		

Weather: Cloudy Snow: Hard Temperature – Start: -2 °C Finish: 1 °C

Number of Competitors: 83

Bib	FIS Code	Name	Year of Birth	Nation	Time	Rank	Ski
1	191591	BERTRAND Yannick	1980	FRA	2:33.22	(12)	Dynastar
2	50753	KROELL Klaus	1980	AUT	2:32.30	(5)	Salomon
3	533131	SULLIVAN Marco	1980	USA	2:32.42	(6)	Nordica
4	292514	HEEL Werner	1982	ITA	2:30.89	(1)	Rossignol
5	192746	THEAUX Adrien	1984	FRA	2:32.78	(8)	Rossignol
6	510993	ALBRECHT Daniel	1983	SUI	2:34.34	(31)	Atomic
7	102263	GUAY Erik	1981	CAN	DNS		Atomic
8	510727	DEFAGO Didier	1977	SUI	2:34.84	(37)	Rossignol
9	50423	MAIER Hermann	1972	AUT	2:33.26	(13)	Head
10	102899	OSBORNE-PARADIS Manuel	1984	CAN	2:32.78	(8)	Rossignol
11	560332	JERMAN Andrej	1978	SLO	2:31.42	(3)	Stoeckli
12	510767	HOFFMANN Ambrosi	1977	SUI	2:33.07	(11)	Head
13	292455	FILL Peter	1982	ITA	2:33.95	(23)	Dynastar
14	50041	WALCHHOFER Michael	1975	AUT	2:31.56	(4)	Atomic
15	510030	CUCHE Didier	1974	SUI	2:31.11	(2)	Head
16	350032	BUECHEL Marco	1971	LIE	2:33.59	(17)	Head
17	291641	SULZENBACHER Kurt	1976	ITA	2:34.27	(29)	Fischer
18	50451	GRUBER Christoph	1976	AUT	2:33.47	(16)	Fischer

09-01-2008 / Wengen (SUI) / 0459

Page 1/3

Data Processing by LONGINES


www.fis-ski.com

LONGINES Timing

Generation Date: WED 9 JAN 2008

Time: 14:05

Document: 74A 1.0





AUDI FIS SKI WORLD CUP 2007/08
Wengen (SUI)



5th MEN'S DOWNHILL
RESULTS TRAINING 2 BY BIB

WED 9 JAN 2008
Start Time: 12:15

Number of Competitors: 83

Bib	FIS Code	Name	Year of Birth	Nation	Time	Rank	Ski
19	50625	RAICH Benjamin	1978	AUT	2:37.14	(60)	Atomic
20	532431	MILLER Bode	1977	USA	2:33.72	(19)	Head
21	50695	BUDER Andreas	1979	AUT	2:33.00	(10)	Head
22	533866	NYMAN Steven	1982	USA	2:33.46	(15)	Fischer
23	102873	KUCERA John	1984	CAN	2:32.55	(7)	Atomic
24	191415	BOTTOLLIER-LASQUIN Marc	1979	FRA	2:34.74	(36)	Dynastar
25	191740	CLAREY Johan	1981	FRA	2:34.02	(25)	Rossignol
26	191116	DALCIN Pierre-Emmanuel	1977	FRA	2:33.65	(18)	Atomic
27	510747	GRUENENFELDER Tobias	1977	SUI	2:36.44	(55)	Stoeckli
28	532490	MACARTNEY Scott	1978	USA	2:35.73	(50)	Nordica
29	50858	STREITBERGER Georg	1981	AUT	2:34.25	(27)	Fischer
30	290998	STAUDACHER Patrick	1980	ITA	2:33.86	(21)	Head
31	534562	LIGETY Ted	1984	USA	2:35.65	(47)	Rossignol
32	510997	BERTHOD Marc	1983	SUI	2:45.56	(76)	Atomic
33	50707	MATT Mario	1979	AUT	2:42.47	(74)	Fischer
34	192665	GRANGE Jean-Baptiste	1984	FRA	DNS		Rossignol
35	501101	BYGGMARK Jens	1985	SWE	2:39.66	(70)	Atomic
36	560447	SPORN Andrej	1981	SLO	2:37.06	(59)	Elan
37	51215	BAUMANN Romed	1986	AUT	2:41.71	(73)	Fischer
38	191964	POISSON David	1982	FRA	2:35.05	(41)	Salomon
39	501076	OLSSON Hans	1984	SWE	2:34.23	(26)	Head
40	561067	PERKO Rok	1985	SLO	2:35.35	(44)	Stoeckli
41	510498	ZUEGER Cornel	1981	SUI	2:33.75	(20)	Stoeckli
42	510165	HOFER Beni	1978	SUI	2:33.91	(22)	Head
43	102814	BOURQUE Francois	1984	CAN	2:34.72	(33)	Salomon
44	192932	FAYED Guillermo	1985	FRA	2:35.64	(45)	
45	201606	KEPPLER Stephan	1983	GER	2:33.97	(24)	Head
46	191911	NOCENTI Cyril	1982	FRA	2:35.03	(40)	Dynastar
47	220228	MICKEL Finlay	1977	GBR	2:36.57	(56)	Atomic
48	530939	WEIBRECHT Andrew	1986	USA	2:37.54	(64)	Rossignol
49	191462	PAQUIN Pierre	1979	FRA	2:38.63	(68)	Salomon
50	40171	BRANCH Craig	1977	AUS	2:36.07	(52)	Voelkl
51	510207	HARI Konrad	1978	SUI	2:34.72	(33)	Salomon
52	380292	ZRNCIC-DIM Natko	1986	CRO	2:34.33	(30)	Atomic
53	291389	FISCHNALLER Roland	1975	ITA	2:34.42	(32)	Head
54	292291	THANEI Stefan	1981	ITA	2:35.70	(49)	Dynastar
55	201439	STEHLE Johannes	1981	GER	2:36.40	(53)	Head
56	510969	BONETTI Michael	1982	SUI	2:35.80	(51)	Head
57	293141	VARETTONI Silvano	1984	ITA	2:35.25	(43)	Atomic
58	150398	BANK Ondrej	1980	CZE	2:35.15	(42)	Elan
59	293006	INNERHOFER Christof	1984	ITA	2:33.26	(13)	Rossignol
60	534567	LANNING Thomas (tj)	1984	USA	2:36.81	(58)	Nordica
61	50742	REICHELTH Hannes	1980	AUT	2:35.64	(45)	Fischer
62	501026	RAINER Niklas	1983	SWE	2:34.72	(33)	Fischer
63	561085	KRIZAJ Andrej	1986	SLO	2:37.22	(61)	Rossignol
64	50547	SCHOENFELDER Rainer	1977	AUT	2:34.25	(27)	Fischer
65	380260	KOSTELIC Ivica	1979	CRO	2:34.92	(38)	Fischer

09-01-2008 / Wengen (SUI) / 0459

Page 2/3

Data Processing by LONGINES

www.fis-ski.com

LONGINES Timing

Generation Date: WED 9 JAN 2008

Time: 14:05

Document: 74A 1.0

--	--	--	--	--	--



AUDI FIS SKI WORLD CUP 2007/08
Wengen (SUI)



5th MEN'S DOWNHILL
RESULTS TRAINING 2 BY BIB

WED 9 JAN 2008
Start Time: 12:15

Number of Competitors: 83

Bib	FIS Code	Name	Year of Birth	Nation	Time	Rank	Ski
66	292056	GUFLER Michael	1979	ITA	2:37.95	(66)	Atomic
67	292150	HAPPACHER Alex	1979	ITA	2:37.36	(62)	Rossignol
68	292967	EISATH Florian	1984	ITA	2:34.96	(39)	Atomic
69	511313	JANKA Carlo	1986	SUI	DNS		Atomic
70	420911	SOLBAKKEN Bjarne	1977	NOR	2:36.66	(57)	Nordica
71	50900	KOLL Alexander	1982	AUT	DQ	Gate 23 Rule 629.3	Salomon
72	293079	PITTSCHIELER Kurt	1984	ITA	2:38.60	(67)	Atomic
73	102727	STUTZ Paul	1983	CAN	DQ	Gate 50 Rule 629.3	Fischer
74	501324	OLSSON Matts	1988	SWE	2:38.76	(69)	Atomic
75	50824	DREIER Christoph	1981	AUT	2:36.42	(54)	Head
76	102403	SEMPLE Ryan	1982	CAN	2:35.67	(48)	
77	500656	LARSSON Markus	1979	SWE	2:43.09	(75)	Atomic
78	501230	ERICSSON Daniel	1987	SWE	2:40.39	(72)	
79	480736	HOROSHILOV Alexandr	1984	RUS	2:37.74	(65)	Salomon
80	191459	LIZEROUX Julien	1979	FRA	2:39.87	(71)	Fischer
81	150594	TREJBAL Filip	1985	CZE	DNS		Dynastar
82	201811	STECHELT Tobias	1985	GER	2:37.39	(63)	Head
83	60159	VAN BUYNDER Frederik	1988	BEL	2:45.62	(77)	

Reason for disqualification:

629.3 Does not pass through a gate correctly

LEGEND

DNS Did Not Start DQ Disqualified

09-01-2008 / Wengen (SUI) / 0459

Page 3/3

Data Processing by LONGINES

www.fis-ski.com

LONGINES Timing

Generation Date: WED 9 JAN 2008

Time: 14:05

Document: 74A 1.0





Wengen

11.–13. JANUAR 2008

JUNGFRAUBAHNEN



SRG SSR idée suisse swisscom



AUDI FIS SKI WORLD CUP 2007/08



Wengen (SUI)



5th MEN'S DOWNHILL

WED 9 JAN 2008

PERFORMANCE ANALYSIS 1 TRAINING 2

Number of Competitors: 79

Rank	Bib	Name	Nation	Positions			Partials			Difference		Speed																
				Pos.	Time	Rank	Pos.	Time	Rank	Time	Dist(m)	Pos.	Km/h	Rank														
1	4	HEEL Werner	ITA	Int1: 47.24 (10)	Int2: 1:04.33 (5)	Int3: 1:28.18 (2)	Int4: 2:00.09 (1)	Int5: 2:13.35 (1)	Fin: 2:30.89 (1)	I1-I2: 17.09 (4)	I2-I3: 23.85 (1)	I3-I4: 31.91 (2)	I4-I5: 13.26 (2)	I5-Fin: 17.54 (8)	0.71	0.67	0.19	0.00	0.00	0.00	Sp1: 78.90 (1)	Sp2: 109.27 (1)	Sp3: 142.05 (18)	Avg.: 106.89				
2	15	CUCHE Didier	SUI	Int1: 46.53 (1)	Int2: 1:03.66 (1)	Int3: 1:27.99 (1)	Int4: 2:00.28 (2)	Int5: 2:13.69 (2)	Fin: 2:31.11 (2)	I1-I2: 17.13 (5)	I2-I3: 24.33 (8)	I3-I4: 32.29 (7)	I4-I5: 13.41 (6)	I5-Fin: 17.42 (3)	0.00	0.00	0.00	0.19	0.34	0.22	6.52	0.00	0.00	0.00	Sp1: 76.10 (7)	Sp2: 106.49 (15)	Sp3: 142.39 (12)	Avg.: 106.73
3	11	JERMAN Andrej	SLO	Int1: 47.17 (9)	Int2: 1:04.39 (7)	Int3: 1:29.03 (7)	Int4: 2:00.92 (5)	Int5: 2:14.27 (5)	Fin: 2:31.42 (3)	I1-I2: 17.22 (11)	I2-I3: 24.64 (26)	I3-I4: 31.89 (1)	I4-I5: 13.35 (4)	I5-Fin: 17.15 (1)	0.64	0.73	1.04	0.83	0.92	0.53	15.68	0.53	15.68	0.53	Sp1: 72.40 (58)	Sp2: 107.86 (3)	Sp3: 141.55 (26)	Avg.: 106.51
4	14	WALCHHOFER Michael	AUT	Int1: 47.07 (6)	Int2: 1:04.23 (4)	Int3: 1:28.41 (3)	Int4: 2:00.57 (3)	Int5: 2:13.96 (3)	Fin: 2:31.56 (4)	I1-I2: 17.16 (8)	I2-I3: 24.18 (3)	I3-I4: 32.16 (5)	I4-I5: 13.39 (5)	I5-Fin: 17.60 (11)	0.54	0.57	0.42	0.48	0.61	0.67	19.80	0.67	19.80	0.67	Sp1: 74.90 (24)	Sp2: 108.46 (2)	Sp3: 143.50 (2)	Avg.: 106.41
5	2	KROELL Klaus	AUT	Int1: 47.14 (8)	Int2: 1:04.42 (8)	Int3: 1:28.73 (4)	Int4: 2:00.86 (4)	Int5: 2:14.09 (4)	Fin: 2:32.30 (5)	I1-I2: 17.28 (20)	I2-I3: 24.31 (7)	I3-I4: 32.13 (3)	I4-I5: 13.23 (1)	I5-Fin: 18.21 (65)	0.61	0.76	0.74	0.77	0.74	1.41	41.48	1.41	41.48	1.41	Sp1: 75.00 (22)	Sp2: 107.47 (4)	Sp3: 143.08 (4)	Avg.: 105.90
6	3	SULLIVAN Marco	USA	Int1: 46.89 (4)	Int2: 1:04.56 (10)	Int3: 1:28.75 (5)	Int4: 2:01.18 (6)	Int5: 2:14.77 (6)	Fin: 2:32.42 (6)	I1-I2: 17.67 (52)	I2-I3: 24.19 (4)	I3-I4: 32.43 (12)	I4-I5: 13.59 (19)	I5-Fin: 17.65 (17)	0.36	0.90	0.76	1.09	1.42	1.53	44.97	1.53	44.97	1.53	Sp1: 73.30 (49)	Sp2: 106.69 (12)	Sp3: 142.42 (11)	Avg.: 105.81
7	23	KUCERA John	CAN	Int1: 47.55 (24)	Int2: 1:04.60 (12)	Int3: 1:29.23 (10)	Int4: 2:01.56 (8)	Int5: 2:15.23 (10)	Fin: 2:32.55 (7)	I1-I2: 17.05 (2)	I2-I3: 24.63 (25)	I3-I4: 32.33 (9)	I4-I5: 13.67 (26)	I5-Fin: 17.32 (2)	1.02	0.94	1.24	1.47	1.88	1.66	48.75	1.66	48.75	1.66	Sp1: 76.00 (9)	Sp2: 105.72 (26)	Sp3: 140.10 (49)	Avg.: 105.72

09-01-2008 / Wengen (SUI) / 0459

Page 1/10

Data Processing by LONGINES


www.fis-ski.com

LONGINES Timing

Generation Date: WED 9 JAN 2008

Time: 13:59

Document: 77A 1.0



PERFORMANCE ANALYSIS 1 TRAINING 2

Number of Competitors: 79

Rank	Bib	Name	Nation	Positions			Partials			Difference		Speed		
				Pos.	Time	Rank	Pos.	Time	Rank	Time	Dist(m)	Pos.	Km/h	Rank
8	10	OSBORNE-PARADIS Manuel	CAN	Int1: 46.62 (2)			I1-I2: 17.25 (17)			0.09		Sp1: 73.00 (54)		
				Int2: 1:03.87 (2)			I2-I3: 25.36 (57)			0.21		Sp2: 107.08 (6)		
				Int3: 1:29.23 (10)			I3-I4: 32.70 (28)			1.24		Sp3: 140.87 (36)		
				Int4: 2:01.93 (13)			I4-I5: 13.28 (3)			1.84				
				Int5: 2:15.21 (9)			I5-Fin: 17.57 (9)			1.86				
				Fin: 2:32.78 (8)						1.89	55.42	Avg.: 105.56		
8	5	THEAUX Adrien	FRA	Int1: 47.59 (25)			I1-I2: 17.08 (3)			1.06		Sp1: 75.30 (16)		
				Int2: 1:04.67 (13)			I2-I3: 24.52 (14)			1.01		Sp2: 106.88 (9)		
				Int3: 1:29.19 (8)			I3-I4: 32.32 (8)			1.20		Sp3: 142.91 (5)		
				Int4: 2:01.51 (7)			I4-I5: 13.45 (8)			1.42				
				Int5: 2:14.96 (7)			I5-Fin: 17.82 (25)			1.61				
				Fin: 2:32.78 (8)						1.89	55.42	Avg.: 105.56		
10	21	BUDER Andreas	AUT	Int1: 47.37 (15)			I1-I2: 17.36 (24)			0.84		Sp1: 75.10 (19)		
				Int2: 1:04.73 (15)			I2-I3: 24.62 (23)			1.07		Sp2: 107.27 (5)		
				Int3: 1:29.35 (14)			I3-I4: 32.25 (6)			1.36		Sp3: 141.27 (29)		
				Int4: 2:01.60 (9)			I4-I5: 13.53 (12)			1.51				
				Int5: 2:15.13 (8)			I5-Fin: 17.87 (32)			1.78				
				Fin: 2:33.00 (10)						2.11	61.78	Avg.: 105.41		
11	12	HOFFMANN Ambrosi	SUI	Int1: 47.34 (12)			I1-I2: 17.47 (36)			0.81		Sp1: 74.80 (26)		
				Int2: 1:04.81 (16)			I2-I3: 24.62 (23)			1.15		Sp2: 107.08 (6)		
				Int3: 1:29.43 (16)			I3-I4: 32.54 (19)			1.44		Sp3: 141.05 (34)		
				Int4: 2:01.97 (15)			I4-I5: 13.60 (20)			1.88				
				Int5: 2:15.57 (14)			I5-Fin: 17.50 (5)			2.22				
				Fin: 2:33.07 (11)						2.18	63.80	Avg.: 105.36		
12	1	BERTRAND Yannick	FRA	Int1: 47.00 (5)			I1-I2: 17.35 (23)			0.47		Sp1: 73.60 (42)		
				Int2: 1:04.35 (6)			I2-I3: 24.46 (11)			0.69		Sp2: 104.59 (47)		
				Int3: 1:28.81 (6)			I3-I4: 32.88 (40)			0.82		Sp3: 138.86 (68)		
				Int4: 2:01.69 (10)			I4-I5: 13.64 (24)			1.60				
				Int5: 2:15.33 (11)			I5-Fin: 17.89 (33)			1.98				
				Fin: 2:33.22 (12)						2.33	68.13	Avg.: 105.26		
13	59	INNERHOFER Christof	ITA	Int1: 47.93 (36)			I1-I2: 17.29 (22)			1.40		Sp1: 76.50 (5)		
				Int2: 1:05.22 (29)			I2-I3: 24.53 (16)			1.56		Sp2: 105.16 (40)		
				Int3: 1:29.75 (21)			I3-I4: 32.45 (14)			1.76		Sp3: 142.31 (14)		
				Int4: 2:02.20 (18)			I4-I5: 13.44 (7)			2.11				
				Int5: 2:15.64 (15)			I5-Fin: 17.62 (15)			2.29				
				Fin: 2:33.26 (13)						2.37	69.28	Avg.: 105.23		
13	9	MAIER Hermann	AUT	Int1: 47.48 (23)			I1-I2: 17.40 (26)			0.95		Sp1: 73.30 (49)		
				Int2: 1:04.88 (20)			I2-I3: 24.47 (12)			1.22		Sp2: 106.30 (17)		
				Int3: 1:29.35 (14)			I3-I4: 32.55 (20)			1.36		Sp3: 140.63 (41)		
				Int4: 2:01.90 (12)			I4-I5: 13.56 (15)			1.81				
				Int5: 2:15.46 (12)			I5-Fin: 17.80 (23)			2.11				
				Fin: 2:33.26 (13)						2.37	69.28	Avg.: 105.23		
15	22	NYMAN Steven	USA	Int1: 47.60 (26)			I1-I2: 17.21 (10)			1.07		Sp1: 75.20 (17)		
				Int2: 1:04.81 (16)			I2-I3: 24.49 (13)			1.15		Sp2: 107.08 (6)		
				Int3: 1:29.30 (13)			I3-I4: 32.50 (17)			1.31		Sp3: 138.97 (66)		
				Int4: 2:01.80 (11)			I4-I5: 13.69 (29)			1.71				
				Int5: 2:15.49 (13)			I5-Fin: 17.97 (43)			2.14				
				Fin: 2:33.46 (15)						2.57	75.03	Avg.: 105.10		
16	18	GRUBER Christoph	AUT	Int1: 47.34 (12)			I1-I2: 17.55 (46)			0.81		Sp1: 75.40 (12)		
				Int2: 1:04.89 (21)			I2-I3: 24.56 (19)			1.23		Sp2: 104.78 (44)		
				Int3: 1:29.45 (17)			I3-I4: 32.83 (39)			1.46		Sp3: 138.85 (69)		
				Int4: 2:02.28 (21)			I4-I5: 13.67 (26)			2.19				
				Int5: 2:15.95 (20)			I5-Fin: 17.52 (6)			2.60				
				Fin: 2:33.47 (16)						2.58	75.31	Avg.: 105.09		

PERFORMANCE ANALYSIS 1 TRAINING 2

Number of Competitors: 79

Rank	Bib	Name	Nation	Positions			Partials			Difference		Speed													
				Pos.	Time	Rank	Pos.	Time	Rank	Time	Dist(m)	Pos.	Km/h	Rank											
17	16	BUECHEL Marco	LIE	Int1: 47.45 (21)	Int2: 1:04.82 (18)	Int3: 1:29.25 (12)	Int4: 2:02.06 (16)	Int5: 2:15.86 (18)	Fin: 2:33.59 (17)	I1-I2: 17.37 (25)	I2-I3: 24.43 (10)	I3-I4: 32.81 (37)	I4-I5: 13.80 (43)	I5-Fin: 17.73 (20)	0.92	1.16	1.26	1.97	2.51	2.70	78.76	Sp1: 75.10 (19)	Sp2: 106.11 (20)	Sp3: 138.25 (73)	Avg.: 105.01
18	26	DALCIN Pierre-Emmanuel	FRA	Int1: 47.34 (12)	Int2: 1:04.56 (10)	Int3: 1:29.87 (24)	Int4: 2:02.27 (20)	Int5: 2:15.89 (19)	Fin: 2:33.65 (18)	I1-I2: 17.22 (11)	I2-I3: 25.31 (56)	I3-I4: 32.40 (11)	I4-I5: 13.62 (22)	I5-Fin: 17.76 (22)	0.81	0.90	1.88	2.18	2.54	2.76	80.47	Sp1: 75.50 (11)	Sp2: 106.88 (9)	Sp3: 140.36 (46)	Avg.: 104.97
19	20	MILLER Bode	USA	Int1: 47.47 (22)	Int2: 1:04.95 (23)	Int3: 1:29.21 (9)	Int4: 2:01.94 (14)	Int5: 2:15.77 (17)	Fin: 2:33.72 (19)	I1-I2: 17.48 (38)	I2-I3: 24.26 (5)	I3-I4: 32.73 (30)	I4-I5: 13.83 (46)	I5-Fin: 17.95 (39)	0.94	1.29	1.22	1.85	2.42	2.83	82.48	Sp1: 76.10 (7)	Sp2: 105.35 (35)	Sp3: 139.10 (64)	Avg.: 104.92
20	41	ZUEGER Cornel	SUI	Int1: 47.86 (33)	Int2: 1:05.03 (24)	Int3: 1:29.59 (20)	Int4: 2:02.10 (17)	Int5: 2:15.64 (15)	Fin: 2:33.75 (20)	I1-I2: 17.17 (9)	I2-I3: 24.56 (19)	I3-I4: 32.51 (18)	I4-I5: 13.54 (13)	I5-Fin: 18.11 (57)	1.33	1.37	1.60	2.01	2.29	2.86	83.34	Sp1: 74.60 (30)	Sp2: 105.92 (23)	Sp3: 141.89 (22)	Avg.: 104.90
21	30	STAUDACHER Patrick	ITA	Int1: 47.39 (16)	Int2: 1:05.03 (24)	Int3: 1:29.56 (19)	Int4: 2:02.21 (19)	Int5: 2:16.03 (21)	Fin: 2:33.86 (21)	I1-I2: 17.64 (50)	I2-I3: 24.53 (16)	I3-I4: 32.65 (25)	I4-I5: 13.82 (44)	I5-Fin: 17.83 (27)	0.86	1.37	1.57	2.12	2.68	2.97	86.48	Sp1: 76.80 (4)	Sp2: 104.78 (44)	Sp3: 139.60 (57)	Avg.: 104.82
22	42	HOFER Beni	SUI	Int1: 47.09 (7)	Int2: 1:04.22 (3)	Int3: 1:29.79 (23)	Int4: 2:02.61 (24)	Int5: 2:16.22 (24)	Fin: 2:33.91 (22)	I1-I2: 17.13 (5)	I2-I3: 25.57 (67)	I3-I4: 32.82 (38)	I4-I5: 13.61 (21)	I5-Fin: 17.69 (18)	0.56	0.56	1.80	2.52	2.87	3.02	87.91	Sp1: 74.70 (28)	Sp2: 104.78 (44)	Sp3: 140.49 (44)	Avg.: 104.79
23	13	FILL Peter	ITA	Int1: 48.61 (60)	Int2: 1:05.74 (42)	Int3: 1:29.87 (24)	Int4: 2:02.57 (23)	Int5: 2:16.34 (27)	Fin: 2:33.95 (23)	I1-I2: 17.13 (5)	I2-I3: 24.13 (2)	I3-I4: 32.70 (28)	I4-I5: 13.77 (41)	I5-Fin: 17.61 (12)	2.08	2.08	1.88	2.48	2.99	3.06	89.05	Sp1: 77.60 (2)	Sp2: 106.30 (17)	Sp3: 138.06 (75)	Avg.: 104.76
24	45	KEPPLER Stephan	GER	Int1: 47.98 (38)	Int2: 1:05.65 (41)	Int3: 1:30.17 (34)	Int4: 2:02.62 (25)	Int5: 2:16.14 (22)	Fin: 2:33.97 (24)	I1-I2: 17.67 (52)	I2-I3: 24.52 (14)	I3-I4: 32.45 (14)	I4-I5: 13.52 (11)	I5-Fin: 17.83 (27)	1.45	1.99	2.18	2.53	2.79	3.08	89.62	Sp1: 74.80 (26)	Sp2: 106.88 (9)	Sp3: 142.78 (6)	Avg.: 104.75
25	25	CLAREY Johan	FRA	Int1: 46.79 (3)	Int2: 1:04.53 (9)	Int3: 1:30.03 (29)	Int4: 2:02.67 (27)	Int5: 2:16.22 (24)	Fin: 2:34.02 (25)	I1-I2: 17.74 (59)	I2-I3: 25.50 (65)	I3-I4: 32.64 (24)	I4-I5: 13.55 (14)	I5-Fin: 17.80 (23)	0.26	0.87	2.04	2.58	2.87	3.13	91.04	Sp1: 71.40 (66)	Sp2: 106.30 (17)	Sp3: 140.77 (37)	Avg.: 104.71

PERFORMANCE ANALYSIS 1 TRAINING 2

Number of Competitors: 79

Rank	Bib	Name	Nation	Positions			Partials			Difference		Speed		
				Pos.	Time	Rank	Pos.	Time	Rank	Time	Dist(m)	Pos.	Km/h	Rank
26	39	OLSSON Hans	SWE	Int1: 47.27 (11) Int2: 1:05.10 (27) Int3: 1:30.11 (33) Int4: 2:03.01 (32) Int5: 2:16.71 (32) Fin: 2:34.23 (26)	I1-I2: 17.83 (64) I2-I3: 25.01 (43) I3-I4: 32.90 (41) I4-I5: 13.70 (30) I5-Fin: 17.52 (6)	0.74 1.44 2.12 2.92 3.36 3.34	97.02	Avg.: 104.57	Sp1: 73.70 (41) Sp2: 103.85 (59) Sp3: 142.69 (7)					
27	64	SCHOENFELDER Rainer	AUT	Int1: 48.07 (41) Int2: 1:05.51 (37) Int3: 1:30.70 (41) Int4: 2:03.06 (33) Int5: 2:16.54 (30) Fin: 2:34.25 (27)	I1-I2: 17.44 (32) I2-I3: 25.19 (53) I3-I4: 32.36 (10) I4-I5: 13.48 (9) I5-Fin: 17.71 (19)	1.54 1.85 2.71 2.97 3.19 3.36	97.59	Avg.: 104.56	Sp1: 72.10 (59) Sp2: 106.11 (20) Sp3: 141.89 (21)					
27	29	STREITBERGER Georg	AUT	Int1: 47.43 (18) Int2: 1:04.69 (14) Int3: 1:30.06 (31) Int4: 2:02.71 (29) Int5: 2:16.29 (26) Fin: 2:34.25 (27)	I1-I2: 17.26 (18) I2-I3: 25.37 (59) I3-I4: 32.65 (25) I4-I5: 13.58 (18) I5-Fin: 17.96 (42)	0.90 1.03 2.07 2.62 2.94 3.36	97.59	Avg.: 104.56	Sp1: 73.10 (53) Sp2: 105.92 (23) Sp3: 142.43 (10)					
29	17	SULZENBACHER Kurt	ITA	Int1: 47.86 (33) Int2: 1:05.48 (34) Int3: 1:30.07 (32) Int4: 2:02.73 (30) Int5: 2:16.44 (29) Fin: 2:34.27 (29)	I1-I2: 17.62 (49) I2-I3: 24.59 (22) I3-I4: 32.66 (27) I4-I5: 13.71 (33) I5-Fin: 17.83 (27)	1.33 1.82 2.08 2.64 3.09 3.38	98.16	Avg.: 104.54	Sp1: 73.40 (46) Sp2: 105.53 (30) Sp3: 139.50 (60)					
30	52	ZRNCIC-DIM Natko	CRO	Int1: 47.98 (38) Int2: 1:05.25 (30) Int3: 1:29.53 (18) Int4: 2:02.33 (22) Int5: 2:16.16 (23) Fin: 2:34.33 (30)	I1-I2: 17.27 (19) I2-I3: 24.28 (6) I3-I4: 32.80 (35) I4-I5: 13.83 (46) I5-Fin: 18.17 (62)	1.45 1.59 1.54 2.24 2.81 3.44	99.86	Avg.: 104.50	Sp1: 75.40 (12) Sp2: 106.11 (20) Sp3: 143.18 (3)					
31	6	ALBRECHT Daniel	SUI	Int1: 47.43 (18) Int2: 1:06.49 (64) Int3: 1:31.22 (50) Int4: 2:03.36 (39) Int5: 2:16.87 (35) Fin: 2:34.34 (31)	I1-I2: 19.06 (79) I2-I3: 24.73 (29) I3-I4: 32.14 (4) I4-I5: 13.51 (10) I5-Fin: 17.47 (4)	0.90 2.83 3.23 3.27 3.52 3.45	100.14	Avg.: 104.50	Sp1: 75.10 (19) Sp2: 105.72 (26) Sp3: 142.25 (15)					
32	53	FISCHNALLER Roland	ITA	Int1: 47.97 (37) Int2: 1:05.50 (36) Int3: 1:29.89 (27) Int4: 2:02.64 (26) Int5: 2:16.41 (28) Fin: 2:34.42 (32)	I1-I2: 17.53 (43) I2-I3: 24.39 (9) I3-I4: 32.75 (31) I4-I5: 13.77 (41) I5-Fin: 18.01 (48)	1.44 1.84 1.90 2.55 3.06 3.53	102.41	Avg.: 104.44	Sp1: 75.40 (12) Sp2: 105.53 (30) Sp3: 140.03 (51)					
33	62	RAINER Niklas	SWE	Int1: 48.55 (59) Int2: 1:05.53 (38) Int3: 1:30.49 (37) Int4: 2:03.07 (34) Int5: 2:16.98 (37) Fin: 2:34.72 (33)	I1-I2: 16.98 (1) I2-I3: 24.96 (42) I3-I4: 32.58 (22) I4-I5: 13.91 (57) I5-Fin: 17.74 (21)	2.02 1.87 2.50 2.98 3.63 3.83	110.90	Avg.: 104.24	Sp1: 74.40 (31) Sp2: 105.35 (35) Sp3: 140.32 (47)					
33	51	HARI Konrad	SUI	Int1: 47.72 (31) Int2: 1:05.31 (31) Int3: 1:29.95 (28) Int4: 2:02.96 (31) Int5: 2:16.66 (31) Fin: 2:34.72 (33)	I1-I2: 17.59 (48) I2-I3: 24.64 (26) I3-I4: 33.01 (49) I4-I5: 13.70 (30) I5-Fin: 18.06 (55)	1.19 1.65 1.96 2.87 3.31 3.83	110.90	Avg.: 104.24	Sp1: 74.30 (32) Sp2: 104.97 (42) Sp3: 140.76 (38)					

PERFORMANCE ANALYSIS 1 TRAINING 2

Number of Competitors: 79

Rank	Bib	Name	Nation	Positions			Partials			Difference		Speed		
				Pos.	Time	Rank	Pos.	Time	Rank	Time	Dist(m)	Pos.	Km/h	Rank
33	43	BOURQUE Francois	CAN	Int1: 47.66 (29)			I1-I2: 17.23 (13)			1.13		Sp1: 77.60 (2)		
				Int2: 1:04.89 (21)			I2-I3: 24.86 (36)			1.23		Sp2: 105.35 (35)		
				Int3: 1:29.75 (21)			I3-I4: 32.93 (43)			1.76		Sp3: 138.59 (72)		
				Int4: 2:02.68 (28)			I4-I5: 14.03 (69)			2.59				
				Int5: 2:16.71 (32)			I5-Fin: 18.01 (48)			3.36				
				Fin: 2:34.72 (33)						3.83	110.90	Avg.: 104.24		
36	24	BOTTOLIER-LASQUIN Marc	FRA	Int1: 47.62 (27)			I1-I2: 17.43 (31)			1.09		Sp1: 73.90 (37)		
				Int2: 1:05.05 (26)			I2-I3: 24.82 (33)			1.39		Sp2: 104.59 (47)		
				Int3: 1:29.87 (24)			I3-I4: 33.24 (64)			1.88		Sp3: 139.54 (59)		
				Int4: 2:03.11 (35)			I4-I5: 13.72 (34)			3.02				
				Int5: 2:16.83 (34)			I5-Fin: 17.91 (34)			3.48				
				Fin: 2:34.74 (36)						3.85	111.46	Avg.: 104.23		
37	8	DEFAGO Didier	SUI	Int1: 48.23 (44)			I1-I2: 17.72 (57)			1.70		Sp1: 76.40 (6)		
				Int2: 1:05.95 (50)			I2-I3: 25.14 (51)			2.29		Sp2: 105.92 (23)		
				Int3: 1:31.09 (48)			I3-I4: 32.44 (13)			3.10		Sp3: 139.74 (54)		
				Int4: 2:03.53 (40)			I4-I5: 13.73 (36)			3.44				
				Int5: 2:17.26 (40)			I5-Fin: 17.58 (10)			3.91				
				Fin: 2:34.84 (37)						3.95	114.29	Avg.: 104.16		
38	65	KOSTELIC Ivica	CRO	Int1: 48.36 (51)			I1-I2: 17.49 (40)			1.83		Sp1: 74.00 (36)		
				Int2: 1:05.85 (47)			I2-I3: 24.81 (31)			2.19		Sp2: 105.53 (30)		
				Int3: 1:30.66 (39)			I3-I4: 32.62 (23)			2.67		Sp3: 140.74 (39)		
				Int4: 2:03.28 (38)			I4-I5: 13.65 (25)			3.19				
				Int5: 2:16.93 (36)			I5-Fin: 17.99 (46)			3.58				
				Fin: 2:34.92 (38)						4.03	116.54	Avg.: 104.11		
39	68	EISATH Florian	ITA	Int1: 48.30 (47)			I1-I2: 17.24 (15)			1.77		Sp1: 74.20 (33)		
				Int2: 1:05.54 (39)			I2-I3: 24.70 (28)			1.88		Sp2: 103.85 (59)		
				Int3: 1:30.24 (35)			I3-I4: 33.01 (49)			2.25		Sp3: 139.08 (65)		
				Int4: 2:03.25 (37)			I4-I5: 13.89 (53)			3.16				
				Int5: 2:17.14 (39)			I5-Fin: 17.82 (25)			3.79				
				Fin: 2:34.96 (39)						4.07	117.67	Avg.: 104.08		
40	46	NOCENTI Cyril	FRA	Int1: 47.41 (17)			I1-I2: 17.46 (34)			0.88		Sp1: 73.20 (52)		
				Int2: 1:04.87 (19)			I2-I3: 25.16 (52)			1.21		Sp2: 104.22 (55)		
				Int3: 1:30.03 (29)			I3-I4: 33.16 (60)			2.04		Sp3: 142.34 (13)		
				Int4: 2:03.19 (36)			I4-I5: 13.84 (49)			3.10				
				Int5: 2:17.03 (38)			I5-Fin: 18.00 (47)			3.68				
				Fin: 2:35.03 (40)						4.14	119.64	Avg.: 104.03		
41	38	POISSON David	FRA	Int1: 48.00 (40)			I1-I2: 17.41 (28)			1.47		Sp1: 75.90 (10)		
				Int2: 1:05.41 (33)			I2-I3: 24.95 (41)			1.75		Sp2: 102.40 (71)		
				Int3: 1:30.36 (36)			I3-I4: 33.36 (71)			2.37		Sp3: 142.47 (9)		
				Int4: 2:03.72 (43)			I4-I5: 13.72 (34)			3.63				
				Int5: 2:17.44 (43)			I5-Fin: 17.61 (12)			4.09				
				Fin: 2:35.05 (41)						4.16	120.20	Avg.: 104.02		
42	58	BANK Ondrej	CZE	Int1: 49.19 (71)			I1-I2: 17.28 (20)			2.66		Sp1: 73.00 (54)		
				Int2: 1:06.47 (63)			I2-I3: 24.73 (29)			2.81		Sp2: 105.72 (26)		
				Int3: 1:31.20 (49)			I3-I4: 32.55 (20)			3.21		Sp3: 142.12 (16)		
				Int4: 2:03.75 (45)			I4-I5: 13.76 (39)			3.66				
				Int5: 2:17.51 (46)			I5-Fin: 17.64 (16)			4.16				
				Fin: 2:35.15 (42)						4.26	123.01	Avg.: 103.95		
43	57	VARETONI Silvano	ITA	Int1: 48.14 (43)			I1-I2: 17.67 (52)			1.61		Sp1: 73.90 (37)		
				Int2: 1:05.81 (46)			I2-I3: 25.02 (44)			2.15		Sp2: 105.16 (40)		
				Int3: 1:30.83 (44)			I3-I4: 33.02 (51)			2.84		Sp3: 142.10 (17)		
				Int4: 2:03.85 (48)			I4-I5: 13.56 (15)			3.76				
				Int5: 2:17.41 (42)			I5-Fin: 17.84 (30)			4.06				
				Fin: 2:35.25 (43)						4.36	125.82	Avg.: 103.88		

PERFORMANCE ANALYSIS 1 TRAINING 2

Number of Competitors: 79

Rank	Bib	Name	Nation	Positions			Partials			Difference		Speed		
				Pos.	Time	Rank	Pos.	Time	Rank	Time	Dist(m)	Pos.	Km/h	Rank
44	40	PERKO Rok	SLO	Int1: 47.90 (35) Int2: 1:05.85 (47) Int3: 1:30.93 (46) Int4: 2:03.93 (49) Int5: 2:17.49 (45) Fin: 2:35.35 (44)	I1-I2: 17.95 (69) I2-I3: 25.08 (45) I3-I4: 33.00 (48) I4-I5: 13.56 (15) I5-Fin: 17.86 (31)	1.37 2.19 2.94 3.84 4.14 4.46	128.62	Avg.: 103.82	Sp1: 73.80 (40) Sp2: 105.35 (35) Sp3: 144.52 (1)					
45	61	REICHELTH Hannes	AUT	Int1: 48.83 (65) Int2: 1:06.76 (68) Int3: 1:31.57 (58) Int4: 2:04.03 (50) Int5: 2:17.71 (50) Fin: 2:35.64 (45)	I1-I2: 17.93 (65) I2-I3: 24.81 (31) I3-I4: 32.46 (16) I4-I5: 13.68 (28) I5-Fin: 17.93 (37)	2.30 3.10 3.58 3.94 4.36 4.75	136.73	Avg.: 103.62	Sp1: 74.90 (24) Sp2: 106.69 (12) Sp3: 141.94 (20)					
45	44	FAYED Guillermo	FRA	Int1: 47.65 (28) Int2: 1:05.12 (28) Int3: 1:30.98 (47) Int4: 2:03.74 (44) Int5: 2:17.48 (44) Fin: 2:35.64 (45)	I1-I2: 17.47 (36) I2-I3: 25.86 (68) I3-I4: 32.76 (33) I4-I5: 13.74 (37) I5-Fin: 18.16 (60)	1.12 1.46 2.99 3.65 4.13 4.75	136.73	Avg.: 103.62	Sp1: 72.90 (56) Sp2: 105.35 (35) Sp3: 141.16 (32)					
47	31	LIGETY Ted	USA	Int1: 48.77 (63) Int2: 1:06.01 (53) Int3: 1:30.83 (44) Int4: 2:03.77 (46) Int5: 2:17.67 (49) Fin: 2:35.65 (47)	I1-I2: 17.24 (15) I2-I3: 24.82 (33) I3-I4: 32.94 (44) I4-I5: 13.90 (54) I5-Fin: 17.98 (44)	2.24 2.35 2.84 3.68 4.32 4.76	137.00	Avg.: 103.62	Sp1: 75.40 (12) Sp2: 104.04 (57) Sp3: 141.10 (33)					
48	76	SEMPLER Ryan	CAN	Int1: 48.70 (61) Int2: 1:06.11 (57) Int3: 1:30.67 (40) Int4: 2:03.69 (42) Int5: 2:17.65 (47) Fin: 2:35.67 (48)	I1-I2: 17.41 (28) I2-I3: 24.56 (19) I3-I4: 33.02 (51) I4-I5: 13.96 (62) I5-Fin: 18.02 (51)	2.17 2.45 2.68 3.60 4.30 4.78	137.56	Avg.: 103.60	Sp1: 74.20 (33) Sp2: 105.53 (30) Sp3: 141.30 (28)					
49	54	THANEI Stefan	ITA	Int1: 48.44 (55) Int2: 1:06.45 (62) Int3: 1:31.58 (59) Int4: 2:04.33 (53) Int5: 2:18.09 (52) Fin: 2:35.70 (49)	I1-I2: 18.01 (72) I2-I3: 25.13 (50) I3-I4: 32.75 (31) I4-I5: 13.76 (39) I5-Fin: 17.61 (12)	1.91 2.79 3.59 4.24 4.74 4.81	138.40	Avg.: 103.58	Sp1: 69.00 (75) Sp2: 104.41 (53) Sp3: 141.49 (27)					
50	28	MACARTNEY Scott	USA	Int1: 48.34 (50) Int2: 1:05.88 (49) Int3: 1:30.75 (42) Int4: 2:03.53 (40) Int5: 2:17.28 (41) Fin: 2:35.73 (50)	I1-I2: 17.54 (45) I2-I3: 24.87 (37) I3-I4: 32.78 (34) I4-I5: 13.75 (38) I5-Fin: 18.45 (72)	1.81 2.22 2.76 3.44 3.93 4.84	139.24	Avg.: 103.56	Sp1: 73.90 (37) Sp2: 106.49 (15) Sp3: 140.70 (40)					
51	56	BONETTI Michael	SUI	Int1: 48.48 (57) Int2: 1:06.01 (53) Int3: 1:30.56 (38) Int4: 2:03.79 (47) Int5: 2:17.66 (48) Fin: 2:35.80 (51)	I1-I2: 17.53 (43) I2-I3: 24.55 (18) I3-I4: 33.23 (63) I4-I5: 13.87 (51) I5-Fin: 18.14 (59)	1.95 2.35 2.57 3.70 4.31 4.91	141.19	Avg.: 103.52	Sp1: 74.20 (33) Sp2: 106.69 (12) Sp3: 140.07 (50)					
52	50	BRANCH Craig	AUS	Int1: 47.69 (30) Int2: 1:05.49 (35) Int3: 1:30.79 (43) Int4: 2:04.12 (51) Int5: 2:18.05 (51) Fin: 2:36.07 (52)	I1-I2: 17.80 (62) I2-I3: 25.30 (55) I3-I4: 33.33 (69) I4-I5: 13.93 (59) I5-Fin: 18.02 (51)	1.16 1.83 2.80 4.03 4.70 5.18	148.69	Avg.: 103.34	Sp1: 70.90 (68) Sp2: 103.49 (63) Sp3: 141.16 (31)					

PERFORMANCE ANALYSIS 1 TRAINING 2

Number of Competitors: 79

Rank	Bib	Name	Nation	Positions			Partials			Difference		Speed													
				Pos.	Time	Rank	Pos.	Time	Rank	Time	Dist(m)	Pos.	Km/h	Rank											
53	55	STEHLE Johannes	GER	Int1: 48.38 (53)	Int2: 1:06.32 (61)	Int3: 1:31.25 (51)	Int4: 2:04.34 (54)	Int5: 2:18.24 (55)	Fin: 2:36.40 (53)	I1-I2: 17.94 (67)	I2-I3: 24.93 (39)	I3-I4: 33.09 (55)	I4-I5: 13.90 (54)	I5-Fin: 18.16 (60)	1.85	2.66	3.26	4.25	4.89	5.51	157.83	Sp1: 71.20 (67)	Sp2: 104.59 (47)	Sp3: 141.27 (30)	Avg.: 103.12
54	75	DREIER Christoph	AUT	Int1: 48.47 (56)	Int2: 1:05.95 (50)	Int3: 1:31.44 (56)	Int4: 2:04.43 (55)	Int5: 2:18.13 (53)	Fin: 2:36.42 (54)	I1-I2: 17.48 (38)	I2-I3: 25.49 (64)	I3-I4: 32.99 (47)	I4-I5: 13.70 (30)	I5-Fin: 18.29 (68)	1.94	2.29	3.45	4.34	4.78	5.53	158.38	Sp1: 74.70 (28)	Sp2: 105.72 (26)	Sp3: 141.97 (19)	Avg.: 103.11
55	27	GRUENENFELDER Tobias	SUI	Int1: 48.38 (53)	Int2: 1:06.16 (59)	Int3: 1:31.25 (51)	Int4: 2:04.17 (52)	Int5: 2:18.13 (53)	Fin: 2:36.44 (55)	I1-I2: 17.78 (60)	I2-I3: 25.09 (47)	I3-I4: 32.92 (42)	I4-I5: 13.96 (62)	I5-Fin: 18.31 (69)	1.85	2.50	3.26	4.08	4.78	5.55	158.94	Sp1: 71.80 (62)	Sp2: 105.53 (30)	Sp3: 139.58 (58)	Avg.: 103.09
56	47	MICKEL Finlay	GBR	Int1: 48.70 (61)	Int2: 1:06.49 (64)	Int3: 1:31.42 (54)	Int4: 2:04.72 (58)	Int5: 2:18.56 (56)	Fin: 2:36.57 (56)	I1-I2: 17.79 (61)	I2-I3: 24.93 (39)	I3-I4: 33.30 (65)	I4-I5: 13.84 (49)	I5-Fin: 18.01 (48)	2.17	2.83	3.43	4.63	5.21	5.68	162.52	Sp1: 73.60 (42)	Sp2: 103.49 (63)	Sp3: 139.50 (60)	Avg.: 103.01
57	70	SOLBAKKEN Bjarne	NOR	Int1: 48.25 (45)	Int2: 1:05.97 (52)	Int3: 1:31.45 (57)	Int4: 2:04.57 (57)	Int5: 2:18.68 (59)	Fin: 2:36.66 (57)	I1-I2: 17.72 (57)	I2-I3: 25.48 (63)	I3-I4: 33.12 (57)	I4-I5: 14.11 (75)	I5-Fin: 17.98 (44)	1.72	2.31	3.46	4.48	5.33	5.77	165.00	Sp1: 71.80 (62)	Sp2: 103.12 (66)	Sp3: 140.57 (43)	Avg.: 102.95
58	60	LANNING Thomas (tj)	USA	Int1: 47.44 (20)	Int2: 1:05.79 (45)	Int3: 1:32.11 (64)	Int4: 2:05.23 (64)	Int5: 2:18.86 (60)	Fin: 2:36.81 (58)	I1-I2: 18.35 (76)	I2-I3: 26.32 (73)	I3-I4: 33.12 (57)	I4-I5: 13.63 (23)	I5-Fin: 17.95 (39)	0.91	2.13	4.12	5.14	5.51	5.92	169.13	Sp1: 70.90 (68)	Sp2: 103.67 (62)	Sp3: 141.74 (25)	Avg.: 102.85
59	36	SPORN Andrej	SLO	Int1: 48.27 (46)	Int2: 1:06.08 (56)	Int3: 1:31.94 (63)	Int4: 2:04.74 (59)	Int5: 2:18.66 (58)	Fin: 2:37.06 (59)	I1-I2: 17.81 (63)	I2-I3: 25.86 (68)	I3-I4: 32.80 (35)	I4-I5: 13.92 (58)	I5-Fin: 18.40 (70)	1.74	2.42	3.95	4.65	5.31	6.17	175.99	Sp1: 69.20 (74)	Sp2: 104.41 (53)	Sp3: 142.53 (8)	Avg.: 102.69
60	19	RAICH Benjamin	AUT	Int1: 47.81 (32)	Int2: 1:05.32 (32)	Int3: 1:32.12 (65)	Int4: 2:05.20 (63)	Int5: 2:19.03 (63)	Fin: 2:37.14 (60)	I1-I2: 17.51 (42)	I2-I3: 26.80 (75)	I3-I4: 33.08 (53)	I4-I5: 13.83 (46)	I5-Fin: 18.11 (57)	1.28	1.66	4.13	5.11	5.68	6.25	178.19	Sp1: 73.40 (46)	Sp2: 102.40 (71)	Sp3: 139.63 (55)	Avg.: 102.63
61	63	KRIZAJ Andrej	SLO	Int1: 49.05 (70)	Int2: 1:06.74 (67)	Int3: 1:31.83 (61)	Int4: 2:04.91 (60)	Int5: 2:18.95 (62)	Fin: 2:37.22 (61)	I1-I2: 17.69 (55)	I2-I3: 25.09 (47)	I3-I4: 33.08 (53)	I4-I5: 14.04 (71)	I5-Fin: 18.27 (67)	2.52	3.08	3.84	4.82	5.60	6.33	180.37	Sp1: 70.30 (71)	Sp2: 102.76 (68)	Sp3: 139.89 (52)	Avg.: 102.58

PERFORMANCE ANALYSIS 1 TRAINING 2

Number of Competitors: 79

Rank	Bib	Name	Nation	Positions			Partials			Difference		Speed		
				Pos.	Time	Rank	Pos.	Time	Rank	Time	Dist(m)	Pos.	Km/h	Rank
62	67	HAPPACHER Alex	ITA	Int1: 48.92 (66)			I1-I2: 17.69 (55)			2.39		Sp1: 73.60 (42)		
				Int2: 1:06.61 (66)			I2-I3: 24.82 (33)			2.95		Sp2: 104.59 (47)		
				Int3: 1:31.43 (55)			I3-I4: 33.49 (73)			3.44		Sp3: 138.59 (71)		
				Int4: 2:04.92 (61)			I4-I5: 14.02 (68)			4.83				
				Int5: 2:18.94 (61)			I5-Fin: 18.42 (71)			5.59				
				Fin: 2:37.36 (62)						6.47	184.20	Avg.: 102.49		
63	82	STECHERT Tobias	GER	Int1: 48.12 (42)			I1-I2: 18.01 (72)			1.59		Sp1: 67.60 (76)		
				Int2: 1:06.13 (58)			I2-I3: 25.12 (49)			2.47		Sp2: 104.59 (47)		
				Int3: 1:31.25 (51)			I3-I4: 33.31 (67)			3.26		Sp3: 139.37 (62)		
				Int4: 2:04.56 (56)			I4-I5: 14.03 (69)			4.47				
				Int5: 2:18.59 (57)			I5-Fin: 18.80 (75)			5.24				
				Fin: 2:37.39 (63)						6.50	185.02	Avg.: 102.47		
64	48	WEIBRECHT Andrew	USA	Int1: 48.37 (52)			I1-I2: 17.23 (13)			1.84		Sp1: 61.50 (78)		
				Int2: 1:05.60 (40)			I2-I3: 26.89 (76)			1.94		Sp2: 99.28 (76)		
				Int3: 1:32.49 (68)			I3-I4: 33.13 (59)			4.50		Sp3: 141.83 (24)		
				Int4: 2:05.62 (66)			I4-I5: 14.01 (66)			5.53				
				Int5: 2:19.63 (65)			I5-Fin: 17.91 (34)			6.28				
				Fin: 2:37.54 (64)						6.65	189.11	Avg.: 102.37		
65	73	STUTZ Paul	CAN	Int1: 48.30 (47)			I1-I2: 17.46 (34)			1.77		Sp1: 61.90 (77)		
				Int2: 1:05.76 (44)			I2-I3: 26.94 (77)			2.10		Sp2: 102.94 (67)		
				Int3: 1:32.70 (69)			I3-I4: 33.16 (60)			4.71		Sp3: 141.85 (23)		
				Int4: 2:05.86 (68)			I4-I5: 13.82 (44)			5.77				
				Int5: 2:19.68 (66)			I5-Fin: 18.05 (54)			6.33				
				Fin: 2:37.73 (65)						6.84	194.28	Avg.: 102.25		
66	79	HOROSHILOV Alexandr	RUS	Int1: 48.32 (49)			I1-I2: 17.42 (30)			1.79		Sp1: 70.20 (72)		
				Int2: 1:05.74 (42)			I2-I3: 26.16 (71)			2.08		Sp2: 104.59 (47)		
				Int3: 1:31.90 (62)			I3-I4: 33.20 (62)			3.91		Sp3: 140.42 (45)		
				Int4: 2:05.10 (62)			I4-I5: 13.98 (65)			5.01				
				Int5: 2:19.08 (64)			I5-Fin: 18.66 (74)			5.73				
				Fin: 2:37.74 (66)						6.85	194.55	Avg.: 102.24		
67	66	GUFLER Michael	ITA	Int1: 49.04 (69)			I1-I2: 18.24 (75)			2.51		Sp1: 71.90 (60)		
				Int2: 1:07.28 (72)			I2-I3: 24.92 (38)			3.62		Sp2: 102.40 (71)		
				Int3: 1:32.20 (66)			I3-I4: 33.31 (67)			4.21		Sp3: 137.56 (76)		
				Int4: 2:05.51 (65)			I4-I5: 14.20 (76)			5.42				
				Int5: 2:19.71 (67)			I5-Fin: 18.24 (66)			6.36				
				Fin: 2:37.95 (67)						7.06	200.25	Avg.: 102.11		
68	72	PITTSCHIELER Kurt	ITA	Int1: 48.99 (68)			I1-I2: 17.99 (71)			2.46		Sp1: 71.80 (62)		
				Int2: 1:06.98 (69)			I2-I3: 25.98 (70)			3.32		Sp2: 101.34 (74)		
				Int3: 1:32.96 (70)			I3-I4: 33.51 (74)			4.97		Sp3: 139.60 (56)		
				Int4: 2:06.47 (70)			I4-I5: 14.04 (71)			6.38				
				Int5: 2:20.51 (70)			I5-Fin: 18.09 (56)			7.16				
				Fin: 2:38.60 (68)						7.71	217.79	Avg.: 101.69		
69	49	PAQUIN Pierre	FRA	Int1: 48.82 (64)			I1-I2: 17.44 (32)			2.29		Sp1: 73.30 (49)		
				Int2: 1:06.26 (60)			I2-I3: 25.36 (57)			2.60		Sp2: 100.30 (75)		
				Int3: 1:31.62 (60)			I3-I4: 34.16 (77)			3.63		Sp3: 138.68 (70)		
				Int4: 2:05.78 (67)			I4-I5: 14.34 (78)			5.69				
				Int5: 2:20.12 (69)			I5-Fin: 18.51 (73)			6.77				
				Fin: 2:38.63 (69)						7.74	218.59	Avg.: 101.67		
70	74	OLSSON Matts	SWE	Int1: 48.53 (58)			I1-I2: 17.49 (40)			2.00		Sp1: 73.50 (45)		
				Int2: 1:06.02 (55)			I2-I3: 26.24 (72)			2.36		Sp2: 104.04 (57)		
				Int3: 1:32.26 (67)			I3-I4: 33.62 (75)			4.27		Sp3: 139.80 (53)		
				Int4: 2:05.88 (69)			I4-I5: 14.01 (66)			5.79				
				Int5: 2:19.89 (68)			I5-Fin: 18.87 (76)			6.54				
				Fin: 2:38.76 (70)						7.87	222.08	Avg.: 101.59		

PERFORMANCE ANALYSIS 1 TRAINING 2

Number of Competitors: 79

Rank	Bib	Name	Nation	Positions			Partials			Difference		Speed		
				Pos.	Time	Rank	Pos.	Time	Rank	Time	Dist(m)	Pos.	Km/h	Rank
71	35	BYGGMARK Jens	SWE	Int1: 51.80 (76)			I1-I2: 17.56 (47)			5.27		Sp1: 72.70 (57)		
				Int2: 1:09.36 (76)			I2-I3: 25.08 (45)			5.70		Sp2: 104.97 (42)		
				Int3: 1:34.44 (73)			I3-I4: 33.30 (65)			6.45		Sp3: 140.63 (42)		
				Int4: 2:07.74 (72)			I4-I5: 13.97 (64)			7.65				
				Int5: 2:21.71 (72)			I5-Fin: 17.95 (39)			8.36				
				Fin: 2:39.66 (71)						8.77	246.08	Avg.: 101.01		
72	80	LIZEROUX Julien	FRA	Int1: 51.25 (75)			I1-I2: 17.93 (65)			4.72		Sp1: 69.60 (73)		
				Int2: 1:09.18 (74)			I2-I3: 25.46 (62)			5.52		Sp2:		
				Int3: 1:34.64 (74)			I3-I4: 33.33 (69)			6.65		Sp3: 139.29 (63)		
				Int4: 2:07.97 (73)			I4-I5: 13.87 (51)			7.88				
				Int5: 2:21.84 (73)			I5-Fin: 18.03 (53)			8.49				
				Fin: 2:39.87 (72)						8.98	251.64	Avg.: 100.88		
73	78	ERICSSON Daniel	SWE	Int1: 49.96 (73)			I1-I2: 17.94 (67)			3.43		Sp1: 71.90 (60)		
				Int2: 1:07.90 (73)			I2-I3: 25.40 (61)			4.24		Sp2: 104.22 (55)		
				Int3: 1:33.30 (71)			I3-I4: 33.99 (76)			5.31		Sp3: 140.90 (35)		
				Int4: 2:07.29 (71)			I4-I5: 14.21 (77)			7.20				
				Int5: 2:21.50 (71)			I5-Fin: 18.89 (77)			8.15				
				Fin: 2:40.39 (73)						9.50	265.35	Avg.: 100.55		
74	71	KOLL Alexander	AUT	Int1: 49.50 (72)			I1-I2: 17.64 (50)			2.97		Sp1: 71.80 (62)		
				Int2: 1:07.14 (71)			I2-I3: 29.07 (79)			3.48		Sp2: 103.85 (59)		
				Int3: 1:36.21 (75)			I3-I4: 33.09 (55)			8.22		Sp3: 138.89 (67)		
				Int4: 2:09.30 (75)			I4-I5: 13.93 (59)			9.21				
				Int5: 2:23.23 (75)			I5-Fin: 18.19 (64)			9.88				
				Fin: 2:41.42 (74)						10.53	292.25	Avg.: 99.91		
75	37	BAUMANN Romed	AUT	Int1: 48.97 (67)			I1-I2: 18.08 (74)			2.44		Sp1: 70.60 (70)		
				Int2: 1:07.05 (70)			I2-I3: 26.35 (74)			3.39		Sp2: 97.80 (78)		
				Int3: 1:33.40 (72)			I3-I4: 35.24 (79)			5.41		Sp3: 134.46 (79)		
				Int4: 2:08.64 (74)			I4-I5: 14.05 (73)			8.55				
				Int5: 2:22.69 (74)			I5-Fin: 19.02 (78)			9.34				
				Fin: 2:41.71 (75)						10.82	299.76	Avg.: 99.73		
76	33	MATT Mario	AUT	Int1: 53.89 (77)			I1-I2: 17.96 (70)			7.36		Sp1: 73.40 (46)		
				Int2: 1:11.85 (77)			I2-I3: 25.38 (60)			8.19		Sp2: 102.58 (70)		
				Int3: 1:37.23 (77)			I3-I4: 33.43 (72)			9.24		Sp3: 136.64 (77)		
				Int4: 2:10.66 (76)			I4-I5: 13.90 (54)			10.57				
				Int5: 2:24.56 (76)			I5-Fin: 17.91 (34)			11.21				
				Fin: 2:42.47 (76)						11.58	319.31	Avg.: 99.27		
77	77	LARSSON Markus	SWE	Int1: 54.19 (78)			I1-I2: 18.52 (77)			7.66		Sp1: 75.20 (17)		
				Int2: 1:12.71 (78)			I2-I3: 25.19 (53)			9.05		Sp2: 102.76 (68)		
				Int3: 1:37.90 (78)			I3-I4: 32.97 (45)			9.91		Sp3: 140.25 (48)		
				Int4: 2:10.87 (77)			I4-I5: 14.05 (73)			10.78				
				Int5: 2:24.92 (77)			I5-Fin: 18.17 (62)			11.57				
				Fin: 2:43.09 (77)						12.20	335.13	Avg.: 98.89		
78	32	BERTHOD Marc	SUI	Int1: 57.75 (79)			I1-I2: 17.40 (26)			11.22		Sp1: 75.00 (22)		
				Int2: 1:15.15 (79)			I2-I3: 25.55 (66)			11.49		Sp2: 103.30 (65)		
				Int3: 1:40.70 (79)			I3-I4: 32.98 (46)			12.71		Sp3: 138.11 (74)		
				Int4: 2:13.68 (79)			I4-I5: 13.94 (61)			13.59				
				Int5: 2:27.62 (79)			I5-Fin: 17.94 (38)			14.27				
				Fin: 2:45.56 (78)						14.67	396.97	Avg.: 97.41		
79	83	VAN BUYNDER Frederik	BEL	Int1: 50.73 (74)			I1-I2: 18.61 (78)			4.20		Sp1: 57.40 (79)		
				Int2: 1:09.34 (75)			I2-I3: 27.42 (78)			5.68		Sp2: 98.12 (77)		
				Int3: 1:36.76 (76)			I3-I4: 34.64 (78)			8.77		Sp3: 134.85 (78)		
				Int4: 2:11.40 (78)			I4-I5: 15.12 (79)			11.31				
				Int5: 2:26.52 (78)			I5-Fin: 19.10 (79)			13.17				
				Fin: 2:45.62 (79)						14.73	398.44	Avg.: 97.38		



Audi FIS Ski World Cup

AUDI FIS SKI WORLD CUP 2007/08 Wengen (SUI)



5th MEN'S DOWNHILL

WED 9 JAN 2008

PERFORMANCE ANALYSIS 1 TRAINING 2

LEGEND							
Pos	Intermediate or Speed Position	Int1:	Intermediate 1	Int4:	Intermediate 4	Sp2:	Speed Trap 2
Avg.	Average Speed for the race	Int2:	Intermediate 2	Int5:	Intermediate 5	Sp3:	Speed Trap 3
Dist(m)	Distance behind the first	Int3:	Intermediate 3	Sp1:	Speed Trap 1	Fin:	Finish

09-01-2008 / Wengen (SUI) / 0459

Page 10/10

Data Processing by LONGINES

www.fis-ski.com

LONGINES Timing

Generation Date: WED 9 JAN 2008

Time: 13:59

Document: 77A 1.0

--	--	--	--	--	--



Wengen

11.–13. JANUAR 2008



SRG SSR idée suisse swisscom



AUDI FIS SKI WORLD CUP 2007/08



Wengen (SUI)



5th MEN'S DOWNHILL

WED 9 JAN 2008

PERFORMANCE ANALYSIS 2 TRAINING 2

Number of Competitors: 83

Bib	Name	Nation	Positions			Partials			Difference		Speed														
			Pos.	Time	Rank	Pos.	Time	Rank	Time	Dist(m)	Pos.	Km/h	Rank												
1	BERTRAND Yannick	FRA	Int1: 47.00 (5)	Int2: 1:04.35 (6)	Int3: 1:28.81 (6)	Int4: 2:01.69 (10)	Int5: 2:15.33 (11)	Fin: 2:33.22 (12)	I1-I2: 17.35 (23)	I2-I3: 24.46 (11)	I3-I4: 32.88 (40)	I4-I5: 13.64 (24)	I5-Fin: 17.89 (33)	0.47	0.69	0.82	1.60	1.98	2.33	68.13	Sp1: 73.60 (42)	Sp2: 104.59 (47)	Sp3: 138.86 (68)	Avg.: 105.26	
2	KROELL Klaus	AUT	Int1: 47.14 (8)	Int2: 1:04.42 (8)	Int3: 1:28.73 (4)	Int4: 2:00.86 (4)	Int5: 2:14.09 (4)	Fin: 2:32.30 (5)	I1-I2: 17.28 (20)	I2-I3: 24.31 (7)	I3-I4: 32.13 (3)	I4-I5: 13.23 (1)	I5-Fin: 18.21 (65)	0.61	0.76	0.74	0.77	0.74	1.41	41.48	Sp1: 75.00 (22)	Sp2: 107.47 (4)	Sp3: 143.08 (4)	Avg.: 105.90	
3	SULLIVAN Marco	USA	Int1: 46.89 (4)	Int2: 1:04.56 (10)	Int3: 1:28.75 (5)	Int4: 2:01.18 (6)	Int5: 2:14.77 (6)	Fin: 2:32.42 (6)	I1-I2: 17.67 (52)	I2-I3: 24.19 (4)	I3-I4: 32.43 (12)	I4-I5: 13.59 (19)	I5-Fin: 17.65 (17)	0.36	0.90	0.76	1.09	1.42	1.53	44.97	Sp1: 73.30 (49)	Sp2: 106.69 (12)	Sp3: 142.42 (11)	Avg.: 105.81	
4	HEEL Werner	ITA	Int1: 47.24 (10)	Int2: 1:04.33 (5)	Int3: 1:28.18 (2)	Int4: 2:00.09 (1)	Int5: 2:13.35 (1)	Fin: 2:30.89 (1)	I1-I2: 17.09 (4)	I2-I3: 23.85 (1)	I3-I4: 31.91 (2)	I4-I5: 13.26 (2)	I5-Fin: 17.54 (8)	0.71	0.67	0.19	0.00	0.00	0.00	0.00	0.00	Sp1: 78.90 (1)	Sp2: 109.27 (1)	Sp3: 142.05 (18)	Avg.: 106.89
5	THEAUX Adrien	FRA	Int1: 47.59 (25)	Int2: 1:04.67 (13)	Int3: 1:29.19 (8)	Int4: 2:01.51 (7)	Int5: 2:14.96 (7)	Fin: 2:32.78 (8)	I1-I2: 17.08 (3)	I2-I3: 24.52 (14)	I3-I4: 32.32 (8)	I4-I5: 13.45 (8)	I5-Fin: 17.82 (25)	1.06	1.01	1.20	1.42	1.61	1.89	55.42	Sp1: 75.30 (16)	Sp2: 106.88 (9)	Sp3: 142.91 (5)	Avg.: 105.56	
6	ALBRECHT Daniel	SUI	Int1: 47.43 (18)	Int2: 1:06.49 (64)	Int3: 1:31.22 (50)	Int4: 2:03.36 (39)	Int5: 2:16.87 (35)	Fin: 2:34.34 (31)	I1-I2: 19.06 (79)	I2-I3: 24.73 (29)	I3-I4: 32.14 (4)	I4-I5: 13.51 (10)	I5-Fin: 17.47 (4)	0.90	2.83	3.23	3.27	3.52	3.45	100.14	Sp1: 75.10 (19)	Sp2: 105.72 (26)	Sp3: 142.25 (15)	Avg.: 104.50	
7	GUAY Erik	CAN	Int1:	Int2:	Int3:	Int4:	Int5:	Fin: DNS	I1-I2:	I2-I3:	I3-I4:	I4-I5:	I5-Fin:								Sp1:	Sp2:	Sp3:	Avg.:	

09-01-2008 / Wengen (SUI) / 0459

Page 1/10

Data Processing by LONGINES


www.fis-ski.com

LONGINES Timing

Generation Date: WED 9 JAN 2008

Time: 14:00

Document: 77B 1.0





AUDI FIS SKI WORLD CUP 2007/08
Wengen (SUI)



5th MEN'S DOWNHILL

WED 9 JAN 2008

PERFORMANCE ANALYSIS 2 TRAINING 2

Number of Competitors: 83

Bib	Name	Nation	Positions			Partials			Difference		Speed		
			Pos.	Time	Rank	Pos.	Time	Rank	Time	Dist(m)	Pos.	Km/h	Rank
8	DEFAGO Didier	SUI	Int1: 48.23 (44)			11-12: 17.72 (57)			1.70		Sp1: 76.40 (6)		
			Int2: 1:05.95 (50)			12-13: 25.14 (51)			2.29		Sp2: 105.92 (23)		
			Int3: 1:31.09 (48)			13-14: 32.44 (13)			3.10		Sp3: 139.74 (54)		
			Int4: 2:03.53 (40)			14-15: 13.73 (36)			3.44				
			Int5: 2:17.26 (40)			15-Fin: 17.58 (10)			3.91				
			Fin: 2:34.84 (37)						3.95	114.29	Avg.: 104.16		
9	MAIER Hermann	AUT	Int1: 47.48 (23)			11-12: 17.40 (26)			0.95		Sp1: 73.30 (49)		
			Int2: 1:04.88 (20)			12-13: 24.47 (12)			1.22		Sp2: 106.30 (17)		
			Int3: 1:29.35 (14)			13-14: 32.55 (20)			1.36		Sp3: 140.63 (41)		
			Int4: 2:01.90 (12)			14-15: 13.56 (15)			1.81				
			Int5: 2:15.46 (12)			15-Fin: 17.80 (23)			2.11				
			Fin: 2:33.26 (13)						2.37	69.28	Avg.: 105.23		
10	OSBORNE-PARADIS Manuel	CAN	Int1: 46.62 (2)			11-12: 17.25 (17)			0.09		Sp1: 73.00 (54)		
			Int2: 1:03.87 (2)			12-13: 25.36 (57)			0.21		Sp2: 107.08 (6)		
			Int3: 1:29.23 (10)			13-14: 32.70 (28)			1.24		Sp3: 140.87 (36)		
			Int4: 2:01.93 (13)			14-15: 13.28 (3)			1.84				
			Int5: 2:15.21 (9)			15-Fin: 17.57 (9)			1.86				
			Fin: 2:32.78 (8)						1.89	55.42	Avg.: 105.56		
11	JERMAN Andrej	SLO	Int1: 47.17 (9)			11-12: 17.22 (11)			0.64		Sp1: 72.40 (58)		
			Int2: 1:04.39 (7)			12-13: 24.64 (26)			0.73		Sp2: 107.86 (3)		
			Int3: 1:29.03 (7)			13-14: 31.89 (1)			1.04		Sp3: 141.55 (26)		
			Int4: 2:00.92 (5)			14-15: 13.35 (4)			0.83				
			Int5: 2:14.27 (5)			15-Fin: 17.15 (1)			0.92				
			Fin: 2:31.42 (3)						0.53	15.68	Avg.: 106.51		
12	HOFFMANN Ambrosi	SUI	Int1: 47.34 (12)			11-12: 17.47 (36)			0.81		Sp1: 74.80 (26)		
			Int2: 1:04.81 (16)			12-13: 24.62 (23)			1.15		Sp2: 107.08 (6)		
			Int3: 1:29.43 (16)			13-14: 32.54 (19)			1.44		Sp3: 141.05 (34)		
			Int4: 2:01.97 (15)			14-15: 13.60 (20)			1.88				
			Int5: 2:15.57 (14)			15-Fin: 17.50 (5)			2.22				
			Fin: 2:33.07 (11)						2.18	63.80	Avg.: 105.36		
13	FILL Peter	ITA	Int1: 48.61 (60)			11-12: 17.13 (5)			2.08		Sp1: 77.60 (2)		
			Int2: 1:05.74 (42)			12-13: 24.13 (2)			2.08		Sp2: 106.30 (17)		
			Int3: 1:29.87 (24)			13-14: 32.70 (28)			1.88		Sp3: 138.06 (75)		
			Int4: 2:02.57 (23)			14-15: 13.77 (41)			2.48				
			Int5: 2:16.34 (27)			15-Fin: 17.61 (12)			2.99				
			Fin: 2:33.95 (23)						3.06	89.05	Avg.: 104.76		
14	WALCHHOFER Michael	AUT	Int1: 47.07 (6)			11-12: 17.16 (8)			0.54		Sp1: 74.90 (24)		
			Int2: 1:04.23 (4)			12-13: 24.18 (3)			0.57		Sp2: 108.46 (2)		
			Int3: 1:28.41 (3)			13-14: 32.16 (5)			0.42		Sp3: 143.50 (2)		
			Int4: 2:00.57 (3)			14-15: 13.39 (5)			0.48				
			Int5: 2:13.96 (3)			15-Fin: 17.60 (11)			0.61				
			Fin: 2:31.56 (4)						0.67	19.80	Avg.: 106.41		
15	CUCHE Didier	SUI	Int1: 46.53 (1)			11-12: 17.13 (5)			0.00		Sp1: 76.10 (7)		
			Int2: 1:03.66 (1)			12-13: 24.33 (8)			0.00		Sp2: 106.49 (15)		
			Int3: 1:27.99 (1)			13-14: 32.29 (7)			0.00		Sp3: 142.39 (12)		
			Int4: 2:00.28 (2)			14-15: 13.41 (6)			0.19				
			Int5: 2:13.69 (2)			15-Fin: 17.42 (3)			0.34				
			Fin: 2:31.11 (2)						0.22	6.52	Avg.: 106.73		
16	BUECHEL Marco	LIE	Int1: 47.45 (21)			11-12: 17.37 (25)			0.92		Sp1: 75.10 (19)		
			Int2: 1:04.82 (18)			12-13: 24.43 (10)			1.16		Sp2: 106.11 (20)		
			Int3: 1:29.25 (12)			13-14: 32.81 (37)			1.26		Sp3: 138.25 (73)		
			Int4: 2:02.06 (16)			14-15: 13.80 (43)			1.97				
			Int5: 2:15.86 (18)			15-Fin: 17.73 (20)			2.51				
			Fin: 2:33.59 (17)						2.70	78.76	Avg.: 105.01		

--	--	--	--	--	--	--

PERFORMANCE ANALYSIS 2 TRAINING 2

Number of Competitors: 83

Bib	Name	Nation	Positions			Partials			Difference		Speed		
			Pos.	Time	Rank	Pos.	Time	Rank	Time	Dist(m)	Pos.	Km/h	Rank
17	SULZENBACHER Kurt	ITA	Int1: 47.86 (33)			11-12: 17.62 (49)			1.33		Sp1: 73.40 (46)		
			Int2: 1:05.48 (34)			12-13: 24.59 (22)			1.82		Sp2: 105.53 (30)		
			Int3: 1:30.07 (32)			13-14: 32.66 (27)			2.08		Sp3: 139.50 (60)		
			Int4: 2:02.73 (30)			14-15: 13.71 (33)			2.64				
			Int5: 2:16.44 (29)			15-Fin: 17.83 (27)			3.09				
			Fin: 2:34.27 (29)						3.38	98.16	Avg.: 104.54		
18	GRUBER Christoph	AUT	Int1: 47.34 (12)			11-12: 17.55 (46)			0.81		Sp1: 75.40 (12)		
			Int2: 1:04.89 (21)			12-13: 24.56 (19)			1.23		Sp2: 104.78 (44)		
			Int3: 1:29.45 (17)			13-14: 32.83 (39)			1.46		Sp3: 138.85 (69)		
			Int4: 2:02.28 (21)			14-15: 13.67 (26)			2.19				
			Int5: 2:15.95 (20)			15-Fin: 17.52 (6)			2.60				
			Fin: 2:33.47 (16)						2.58	75.31	Avg.: 105.09		
19	RAICH Benjamin	AUT	Int1: 47.81 (32)			11-12: 17.51 (42)			1.28		Sp1: 73.40 (46)		
			Int2: 1:05.32 (32)			12-13: 26.80 (75)			1.66		Sp2: 102.40 (71)		
			Int3: 1:32.12 (65)			13-14: 33.08 (53)			4.13		Sp3: 139.63 (55)		
			Int4: 2:05.20 (63)			14-15: 13.83 (46)			5.11				
			Int5: 2:19.03 (63)			15-Fin: 18.11 (57)			5.68				
			Fin: 2:37.14 (60)						6.25	178.19	Avg.: 102.63		
20	MILLER Bode	USA	Int1: 47.47 (22)			11-12: 17.48 (38)			0.94		Sp1: 76.10 (7)		
			Int2: 1:04.95 (23)			12-13: 24.26 (5)			1.29		Sp2: 105.35 (35)		
			Int3: 1:29.21 (9)			13-14: 32.73 (30)			1.22		Sp3: 139.10 (64)		
			Int4: 2:01.94 (14)			14-15: 13.83 (46)			1.85				
			Int5: 2:15.77 (17)			15-Fin: 17.95 (39)			2.42				
			Fin: 2:33.72 (19)						2.83	82.48	Avg.: 104.92		
21	BUDER Andreas	AUT	Int1: 47.37 (15)			11-12: 17.36 (24)			0.84		Sp1: 75.10 (19)		
			Int2: 1:04.73 (15)			12-13: 24.62 (23)			1.07		Sp2: 107.27 (5)		
			Int3: 1:29.35 (14)			13-14: 32.25 (6)			1.36		Sp3: 141.27 (29)		
			Int4: 2:01.60 (9)			14-15: 13.53 (12)			1.51				
			Int5: 2:15.13 (8)			15-Fin: 17.87 (32)			1.78				
			Fin: 2:33.00 (10)						2.11	61.78	Avg.: 105.41		
22	NYMAN Steven	USA	Int1: 47.60 (26)			11-12: 17.21 (10)			1.07		Sp1: 75.20 (17)		
			Int2: 1:04.81 (16)			12-13: 24.49 (13)			1.15		Sp2: 107.08 (6)		
			Int3: 1:29.30 (13)			13-14: 32.50 (17)			1.31		Sp3: 138.97 (66)		
			Int4: 2:01.80 (11)			14-15: 13.69 (29)			1.71				
			Int5: 2:15.49 (13)			15-Fin: 17.97 (43)			2.14				
			Fin: 2:33.46 (15)						2.57	75.03	Avg.: 105.10		
23	KUCERA John	CAN	Int1: 47.55 (24)			11-12: 17.05 (2)			1.02		Sp1: 76.00 (9)		
			Int2: 1:04.60 (12)			12-13: 24.63 (25)			0.94		Sp2: 105.72 (26)		
			Int3: 1:29.23 (10)			13-14: 32.33 (9)			1.24		Sp3: 140.10 (49)		
			Int4: 2:01.56 (8)			14-15: 13.67 (26)			1.47				
			Int5: 2:15.23 (10)			15-Fin: 17.32 (2)			1.88				
			Fin: 2:32.55 (7)						1.66	48.75	Avg.: 105.72		
24	BOTTOLLIER-LASQUIN Marc	FRA	Int1: 47.62 (27)			11-12: 17.43 (31)			1.09		Sp1: 73.90 (37)		
			Int2: 1:05.05 (26)			12-13: 24.82 (33)			1.39		Sp2: 104.59 (47)		
			Int3: 1:29.87 (24)			13-14: 33.24 (64)			1.88		Sp3: 139.54 (59)		
			Int4: 2:03.11 (35)			14-15: 13.72 (34)			3.02				
			Int5: 2:16.83 (34)			15-Fin: 17.91 (34)			3.48				
			Fin: 2:34.74 (36)						3.85	111.46	Avg.: 104.23		
25	CLAREY Johan	FRA	Int1: 46.79 (3)			11-12: 17.74 (59)			0.26		Sp1: 71.40 (66)		
			Int2: 1:04.53 (9)			12-13: 25.50 (65)			0.87		Sp2: 106.30 (17)		
			Int3: 1:30.03 (29)			13-14: 32.64 (24)			2.04		Sp3: 140.77 (37)		
			Int4: 2:02.67 (27)			14-15: 13.55 (14)			2.58				
			Int5: 2:16.22 (24)			15-Fin: 17.80 (23)			2.87				
			Fin: 2:34.02 (25)						3.13	91.04	Avg.: 104.71		

PERFORMANCE ANALYSIS 2 TRAINING 2

Number of Competitors: 83

Bib	Name	Nation	Positions			Partials			Difference		Speed		
			Pos.	Time	Rank	Pos.	Time	Rank	Time	Dist(m)	Pos.	Km/h	Rank
26	DALCIN Pierre-Emmanuel	FRA	Int1: 47.34 (12)			11-12: 17.22 (11)			0.81		Sp1: 75.50 (11)		
			Int2: 1:04.56 (10)			12-13: 25.31 (56)			0.90		Sp2: 106.88 (9)		
			Int3: 1:29.87 (24)			13-14: 32.40 (11)			1.88		Sp3: 140.36 (46)		
			Int4: 2:02.27 (20)			14-15: 13.62 (22)			2.18				
			Int5: 2:15.89 (19)			15-Fin: 17.76 (22)			2.54				
			Fin: 2:33.65 (18)						2.76	80.47	Avg.: 104.97		
27	GRUENENFELDER Tobias	SUI	Int1: 48.38 (53)			11-12: 17.78 (60)			1.85		Sp1: 71.80 (62)		
			Int2: 1:06.16 (59)			12-13: 25.09 (47)			2.50		Sp2: 105.53 (30)		
			Int3: 1:31.25 (51)			13-14: 32.92 (42)			3.26		Sp3: 139.58 (58)		
			Int4: 2:04.17 (52)			14-15: 13.96 (62)			4.08				
			Int5: 2:18.13 (53)			15-Fin: 18.31 (69)			4.78				
			Fin: 2:36.44 (55)						5.55	158.94	Avg.: 103.09		
28	MACARTNEY Scott	USA	Int1: 48.34 (50)			11-12: 17.54 (45)			1.81		Sp1: 73.90 (37)		
			Int2: 1:05.88 (49)			12-13: 24.87 (37)			2.22		Sp2: 106.49 (15)		
			Int3: 1:30.75 (42)			13-14: 32.78 (34)			2.76		Sp3: 140.70 (40)		
			Int4: 2:03.53 (40)			14-15: 13.75 (38)			3.44				
			Int5: 2:17.28 (41)			15-Fin: 18.45 (72)			3.93				
			Fin: 2:35.73 (50)						4.84	139.24	Avg.: 103.56		
29	STREITBERGER Georg	AUT	Int1: 47.43 (18)			11-12: 17.26 (18)			0.90		Sp1: 73.10 (53)		
			Int2: 1:04.69 (14)			12-13: 25.37 (59)			1.03		Sp2: 105.92 (23)		
			Int3: 1:30.06 (31)			13-14: 32.65 (25)			2.07		Sp3: 142.43 (10)		
			Int4: 2:02.71 (29)			14-15: 13.58 (18)			2.62				
			Int5: 2:16.29 (26)			15-Fin: 17.96 (42)			2.94				
			Fin: 2:34.25 (27)						3.36	97.59	Avg.: 104.56		
30	STAUDACHER Patrick	ITA	Int1: 47.39 (16)			11-12: 17.64 (50)			0.86		Sp1: 76.80 (4)		
			Int2: 1:05.03 (24)			12-13: 24.53 (16)			1.37		Sp2: 104.78 (44)		
			Int3: 1:29.56 (19)			13-14: 32.65 (25)			1.57		Sp3: 139.60 (57)		
			Int4: 2:02.21 (19)			14-15: 13.82 (44)			2.12				
			Int5: 2:16.03 (21)			15-Fin: 17.83 (27)			2.68				
			Fin: 2:33.86 (21)						2.97	86.48	Avg.: 104.82		
31	LIGETY Ted	USA	Int1: 48.77 (63)			11-12: 17.24 (15)			2.24		Sp1: 75.40 (12)		
			Int2: 1:06.01 (53)			12-13: 24.82 (33)			2.35		Sp2: 104.04 (57)		
			Int3: 1:30.83 (44)			13-14: 32.94 (44)			2.84		Sp3: 141.10 (33)		
			Int4: 2:03.77 (46)			14-15: 13.90 (54)			3.68				
			Int5: 2:17.67 (49)			15-Fin: 17.98 (44)			4.32				
			Fin: 2:35.65 (47)						4.76	137.00	Avg.: 103.62		
32	BERTHOD Marc	SUI	Int1: 57.75 (79)			11-12: 17.40 (26)			11.22		Sp1: 75.00 (22)		
			Int2: 1:15.15 (79)			12-13: 25.55 (66)			11.49		Sp2: 103.30 (65)		
			Int3: 1:40.70 (79)			13-14: 32.98 (46)			12.71		Sp3: 138.11 (74)		
			Int4: 2:13.68 (79)			14-15: 13.94 (61)			13.59				
			Int5: 2:27.62 (79)			15-Fin: 17.94 (38)			14.27				
			Fin: 2:45.56 (78)						14.67	396.97	Avg.: 97.41		
33	MATT Mario	AUT	Int1: 53.89 (77)			11-12: 17.96 (70)			7.36		Sp1: 73.40 (46)		
			Int2: 1:11.85 (77)			12-13: 25.38 (60)			8.19		Sp2: 102.58 (70)		
			Int3: 1:37.23 (77)			13-14: 33.43 (72)			9.24		Sp3: 136.64 (77)		
			Int4: 2:10.66 (76)			14-15: 13.90 (54)			10.57				
			Int5: 2:24.56 (76)			15-Fin: 17.91 (34)			11.21				
			Fin: 2:42.47 (76)						11.58	319.31	Avg.: 99.27		
34	GRANGE Jean-Baptiste	FRA	Int1:			11-12:					Sp1:		
			Int2:			12-13:					Sp2:		
			Int3:			13-14:					Sp3:		
			Int4:			14-15:							
			Int5:			15-Fin:							
			Fin: DNS								Avg.:		

PERFORMANCE ANALYSIS 2 TRAINING 2

Number of Competitors: 83

Bib	Name	Nation	Positions			Partials			Difference		Speed		
			Pos.	Time	Rank	Pos.	Time	Rank	Time	Dist(m)	Pos.	Km/h	Rank
35	BYGGMARK Jens	SWE	Int1: 51.80 (76)			11-12: 17.56 (47)			5.27		Sp1: 72.70 (57)		
			Int2: 1:09.36 (76)			12-13: 25.08 (45)			5.70		Sp2: 104.97 (42)		
			Int3: 1:34.44 (73)			13-14: 33.30 (65)			6.45		Sp3: 140.63 (42)		
			Int4: 2:07.74 (72)			14-15: 13.97 (64)			7.65				
			Int5: 2:21.71 (72)			15-Fin: 17.95 (39)			8.36				
			Fin: 2:39.66 (71)						8.77	246.08	Avg.: 101.01		
36	SPORN Andrej	SLO	Int1: 48.27 (46)			11-12: 17.81 (63)			1.74		Sp1: 69.20 (74)		
			Int2: 1:06.08 (56)			12-13: 25.86 (68)			2.42		Sp2: 104.41 (53)		
			Int3: 1:31.94 (63)			13-14: 32.80 (35)			3.95		Sp3: 142.53 (8)		
			Int4: 2:04.74 (59)			14-15: 13.92 (58)			4.65				
			Int5: 2:18.66 (58)			15-Fin: 18.40 (70)			5.31				
			Fin: 2:37.06 (59)						6.17	175.99	Avg.: 102.69		
37	BAUMANN Romed	AUT	Int1: 48.97 (67)			11-12: 18.08 (74)			2.44		Sp1: 70.60 (70)		
			Int2: 1:07.05 (70)			12-13: 26.35 (74)			3.39		Sp2: 97.80 (79)		
			Int3: 1:33.40 (72)			13-14: 35.24 (79)			5.41		Sp3: 134.46 (79)		
			Int4: 2:08.64 (74)			14-15: 14.05 (73)			8.55				
			Int5: 2:22.69 (74)			15-Fin: 19.02 (78)			9.34				
			Fin: 2:41.71 (75)						10.82	299.76	Avg.: 99.73		
38	POISSON David	FRA	Int1: 48.00 (40)			11-12: 17.41 (28)			1.47		Sp1: 75.90 (10)		
			Int2: 1:05.41 (33)			12-13: 24.95 (41)			1.75		Sp2: 102.40 (71)		
			Int3: 1:30.36 (36)			13-14: 33.36 (71)			2.37		Sp3: 142.47 (9)		
			Int4: 2:03.72 (43)			14-15: 13.72 (34)			3.63				
			Int5: 2:17.44 (43)			15-Fin: 17.61 (12)			4.09				
			Fin: 2:35.05 (41)						4.16	120.20	Avg.: 104.02		
39	OLSSON Hans	SWE	Int1: 47.27 (11)			11-12: 17.83 (64)			0.74		Sp1: 73.70 (41)		
			Int2: 1:05.10 (27)			12-13: 25.01 (43)			1.44		Sp2: 103.85 (59)		
			Int3: 1:30.11 (33)			13-14: 32.90 (41)			2.12		Sp3: 142.69 (7)		
			Int4: 2:03.01 (32)			14-15: 13.70 (30)			2.92				
			Int5: 2:16.71 (32)			15-Fin: 17.52 (6)			3.36				
			Fin: 2:34.23 (26)						3.34	97.02	Avg.: 104.57		
40	PERKO Rok	SLO	Int1: 47.90 (35)			11-12: 17.95 (69)			1.37		Sp1: 73.80 (40)		
			Int2: 1:05.85 (47)			12-13: 25.08 (45)			2.19		Sp2: 105.35 (35)		
			Int3: 1:30.93 (46)			13-14: 33.00 (48)			2.94		Sp3: 144.52 (1)		
			Int4: 2:03.93 (49)			14-15: 13.56 (15)			3.84				
			Int5: 2:17.49 (45)			15-Fin: 17.86 (31)			4.14				
			Fin: 2:35.35 (44)						4.46	128.62	Avg.: 103.82		
41	ZUEGER Cornel	SUI	Int1: 47.86 (33)			11-12: 17.17 (9)			1.33		Sp1: 74.60 (30)		
			Int2: 1:05.03 (24)			12-13: 24.56 (19)			1.37		Sp2: 105.92 (23)		
			Int3: 1:29.59 (20)			13-14: 32.51 (18)			1.60		Sp3: 141.89 (22)		
			Int4: 2:02.10 (17)			14-15: 13.54 (13)			2.01				
			Int5: 2:15.64 (15)			15-Fin: 18.11 (57)			2.29				
			Fin: 2:33.75 (20)						2.86	83.34	Avg.: 104.90		
42	HOFER Beni	SUI	Int1: 47.09 (7)			11-12: 17.13 (5)			0.56		Sp1: 74.70 (28)		
			Int2: 1:04.22 (3)			12-13: 25.57 (67)			0.56		Sp2: 104.78 (44)		
			Int3: 1:29.79 (23)			13-14: 32.82 (38)			1.80		Sp3: 140.49 (44)		
			Int4: 2:02.61 (24)			14-15: 13.61 (21)			2.52				
			Int5: 2:16.22 (24)			15-Fin: 17.69 (18)			2.87				
			Fin: 2:33.91 (22)						3.02	87.91	Avg.: 104.79		
43	BOURQUE Francois	CAN	Int1: 47.66 (29)			11-12: 17.23 (13)			1.13		Sp1: 77.60 (2)		
			Int2: 1:04.89 (21)			12-13: 24.86 (36)			1.23		Sp2: 105.35 (35)		
			Int3: 1:29.75 (21)			13-14: 32.93 (43)			1.76		Sp3: 138.59 (72)		
			Int4: 2:02.68 (28)			14-15: 14.03 (69)			2.59				
			Int5: 2:16.71 (32)			15-Fin: 18.01 (48)			3.36				
			Fin: 2:34.72 (33)						3.83	110.90	Avg.: 104.24		

PERFORMANCE ANALYSIS 2 TRAINING 2

Number of Competitors: 83

Bib	Name	Nation	Positions			Partials			Difference		Speed		
			Pos.	Time	Rank	Pos.	Time	Rank	Time	Dist(m)	Pos.	Km/h	Rank
44	FAYED Guillermo	FRA	Int1: 47.65 (28)			11-12: 17.47 (36)			1.12		Sp1: 72.90 (56)		
			Int2: 1:05.12 (28)			12-13: 25.86 (68)			1.46		Sp2: 105.35 (35)		
			Int3: 1:30.98 (47)			13-14: 32.76 (33)			2.99		Sp3: 141.16 (32)		
			Int4: 2:03.74 (44)			14-15: 13.74 (37)			3.65				
			Int5: 2:17.48 (44)			15-Fin: 18.16 (60)			4.13				
			Fin: 2:35.64 (45)						4.75	136.73	Avg.: 103.62		
45	KEPLER Stephan	GER	Int1: 47.98 (38)			11-12: 17.67 (52)			1.45		Sp1: 74.80 (26)		
			Int2: 1:05.65 (41)			12-13: 24.52 (14)			1.99		Sp2: 106.88 (9)		
			Int3: 1:30.17 (34)			13-14: 32.45 (14)			2.18		Sp3: 142.78 (6)		
			Int4: 2:02.62 (25)			14-15: 13.52 (11)			2.53				
			Int5: 2:16.14 (22)			15-Fin: 17.83 (27)			2.79				
			Fin: 2:33.97 (24)						3.08	89.62	Avg.: 104.75		
46	NOCENTI Cyril	FRA	Int1: 47.41 (17)			11-12: 17.46 (34)			0.88		Sp1: 73.20 (52)		
			Int2: 1:04.87 (19)			12-13: 25.16 (52)			1.21		Sp2: 104.22 (55)		
			Int3: 1:30.03 (29)			13-14: 33.16 (60)			2.04		Sp3: 142.34 (13)		
			Int4: 2:03.19 (36)			14-15: 13.84 (49)			3.10				
			Int5: 2:17.03 (38)			15-Fin: 18.00 (47)			3.68				
			Fin: 2:35.03 (40)						4.14	119.64	Avg.: 104.03		
47	MICKEL Finlay	GBR	Int1: 48.70 (61)			11-12: 17.79 (61)			2.17		Sp1: 73.60 (42)		
			Int2: 1:06.49 (64)			12-13: 24.93 (39)			2.83		Sp2: 103.49 (63)		
			Int3: 1:31.42 (54)			13-14: 33.30 (65)			3.43		Sp3: 139.50 (60)		
			Int4: 2:04.72 (58)			14-15: 13.84 (49)			4.63				
			Int5: 2:18.56 (56)			15-Fin: 18.01 (48)			5.21				
			Fin: 2:36.57 (56)						5.68	162.52	Avg.: 103.01		
48	WEIBRECHT Andrew	USA	Int1: 48.37 (52)			11-12: 17.23 (13)			1.84		Sp1: 61.50 (78)		
			Int2: 1:05.60 (40)			12-13: 26.89 (76)			1.94		Sp2: 99.28 (77)		
			Int3: 1:32.49 (68)			13-14: 33.13 (59)			4.50		Sp3: 141.83 (24)		
			Int4: 2:05.62 (66)			14-15: 14.01 (66)			5.53				
			Int5: 2:19.63 (65)			15-Fin: 17.91 (34)			6.28				
			Fin: 2:37.54 (64)						6.65	189.11	Avg.: 102.37		
49	PAQUIN Pierre	FRA	Int1: 48.82 (64)			11-12: 17.44 (32)			2.29		Sp1: 73.30 (49)		
			Int2: 1:06.26 (60)			12-13: 25.36 (57)			2.60		Sp2: 100.30 (76)		
			Int3: 1:31.62 (60)			13-14: 34.16 (77)			3.63		Sp3: 138.68 (70)		
			Int4: 2:05.78 (67)			14-15: 14.34 (78)			5.69				
			Int5: 2:20.12 (69)			15-Fin: 18.51 (73)			6.77				
			Fin: 2:38.63 (69)						7.74	218.59	Avg.: 101.67		
50	BRANCH Craig	AUS	Int1: 47.69 (30)			11-12: 17.80 (62)			1.16		Sp1: 70.90 (68)		
			Int2: 1:05.49 (35)			12-13: 25.30 (55)			1.83		Sp2: 103.49 (63)		
			Int3: 1:30.79 (43)			13-14: 33.33 (69)			2.80		Sp3: 141.16 (31)		
			Int4: 2:04.12 (51)			14-15: 13.93 (59)			4.03				
			Int5: 2:18.05 (51)			15-Fin: 18.02 (51)			4.70				
			Fin: 2:36.07 (52)						5.18	148.69	Avg.: 103.34		
51	HARI Konrad	SUI	Int1: 47.72 (31)			11-12: 17.59 (48)			1.19		Sp1: 74.30 (32)		
			Int2: 1:05.31 (31)			12-13: 24.64 (26)			1.65		Sp2: 104.97 (42)		
			Int3: 1:29.95 (28)			13-14: 33.01 (49)			1.96		Sp3: 140.76 (38)		
			Int4: 2:02.96 (31)			14-15: 13.70 (30)			2.87				
			Int5: 2:16.66 (31)			15-Fin: 18.06 (55)			3.31				
			Fin: 2:34.72 (33)						3.83	110.90	Avg.: 104.24		
52	ZRNCIC-DIM Natko	CRO	Int1: 47.98 (38)			11-12: 17.27 (19)			1.45		Sp1: 75.40 (12)		
			Int2: 1:05.25 (30)			12-13: 24.28 (6)			1.59		Sp2: 106.11 (20)		
			Int3: 1:29.53 (18)			13-14: 32.80 (35)			1.54		Sp3: 143.18 (3)		
			Int4: 2:02.33 (22)			14-15: 13.83 (46)			2.24				
			Int5: 2:16.16 (23)			15-Fin: 18.17 (62)			2.81				
			Fin: 2:34.33 (30)						3.44	99.86	Avg.: 104.50		



AUDI FIS SKI WORLD CUP 2007/08
Wengen (SUI)



5th MEN'S DOWNHILL

WED 9 JAN 2008

PERFORMANCE ANALYSIS 2 TRAINING 2

Number of Competitors: 83

Bib	Name	Nation	Positions			Partials			Difference		Speed	
			Pos.	Time	Rank	Pos.	Time	Rank	Time	Dist(m)	Pos.	Km/h
53	FISCHNALLER Roland	ITA	Int1: 47.97 (37)			11-12: 17.53 (43)			1.44		Sp1: 75.40 (12)	
			Int2: 1:05.50 (36)			12-13: 24.39 (9)			1.84		Sp2: 105.53 (30)	
			Int3: 1:29.89 (27)			13-14: 32.75 (31)			1.90		Sp3: 140.03 (51)	
			Int4: 2:02.64 (26)			14-15: 13.77 (41)			2.55			
			Int5: 2:16.41 (28)			15-Fin: 18.01 (48)			3.06			
			Fin: 2:34.42 (32)						3.53	102.41	Avg.: 104.44	
54	THANEI Stefan	ITA	Int1: 48.44 (55)			11-12: 18.01 (72)			1.91		Sp1: 69.00 (75)	
			Int2: 1:06.45 (62)			12-13: 25.13 (50)			2.79		Sp2: 104.41 (53)	
			Int3: 1:31.58 (59)			13-14: 32.75 (31)			3.59		Sp3: 141.49 (27)	
			Int4: 2:04.33 (53)			14-15: 13.76 (39)			4.24			
			Int5: 2:18.09 (52)			15-Fin: 17.61 (12)			4.74			
			Fin: 2:35.70 (49)						4.81	138.40	Avg.: 103.58	
55	STEHLE Johannes	GER	Int1: 48.38 (53)			11-12: 17.94 (67)			1.85		Sp1: 71.20 (67)	
			Int2: 1:06.32 (61)			12-13: 24.93 (39)			2.66		Sp2: 104.59 (47)	
			Int3: 1:31.25 (51)			13-14: 33.09 (55)			3.26		Sp3: 141.27 (30)	
			Int4: 2:04.34 (54)			14-15: 13.90 (54)			4.25			
			Int5: 2:18.24 (55)			15-Fin: 18.16 (60)			4.89			
			Fin: 2:36.40 (53)						5.51	157.83	Avg.: 103.12	
56	BONETTI Michael	SUI	Int1: 48.48 (57)			11-12: 17.53 (43)			1.95		Sp1: 74.20 (33)	
			Int2: 1:06.01 (53)			12-13: 24.55 (18)			2.35		Sp2: 106.69 (12)	
			Int3: 1:30.56 (38)			13-14: 33.23 (63)			2.57		Sp3: 140.07 (50)	
			Int4: 2:03.79 (47)			14-15: 13.87 (51)			3.70			
			Int5: 2:17.66 (48)			15-Fin: 18.14 (59)			4.31			
			Fin: 2:35.80 (51)						4.91	141.19	Avg.: 103.52	
57	VARETONI Silvano	ITA	Int1: 48.14 (43)			11-12: 17.67 (52)			1.61		Sp1: 73.90 (37)	
			Int2: 1:05.81 (46)			12-13: 25.02 (44)			2.15		Sp2: 105.16 (40)	
			Int3: 1:30.83 (44)			13-14: 33.02 (51)			2.84		Sp3: 142.10 (17)	
			Int4: 2:03.85 (48)			14-15: 13.56 (15)			3.76			
			Int5: 2:17.41 (42)			15-Fin: 17.84 (30)			4.06			
			Fin: 2:35.25 (43)						4.36	125.82	Avg.: 103.88	
58	BANK Ondrej	CZE	Int1: 49.19 (71)			11-12: 17.28 (20)			2.66		Sp1: 73.00 (54)	
			Int2: 1:06.47 (63)			12-13: 24.73 (29)			2.81		Sp2: 105.72 (26)	
			Int3: 1:31.20 (49)			13-14: 32.55 (20)			3.21		Sp3: 142.12 (16)	
			Int4: 2:03.75 (45)			14-15: 13.76 (39)			3.66			
			Int5: 2:17.51 (46)			15-Fin: 17.64 (16)			4.16			
			Fin: 2:35.15 (42)						4.26	123.01	Avg.: 103.95	
59	INNERHOFER Christof	ITA	Int1: 47.93 (36)			11-12: 17.29 (22)			1.40		Sp1: 76.50 (5)	
			Int2: 1:05.22 (29)			12-13: 24.53 (16)			1.56		Sp2: 105.16 (40)	
			Int3: 1:29.75 (21)			13-14: 32.45 (14)			1.76		Sp3: 142.31 (14)	
			Int4: 2:02.20 (18)			14-15: 13.44 (7)			2.11			
			Int5: 2:15.64 (15)			15-Fin: 17.62 (15)			2.29			
			Fin: 2:33.26 (13)						2.37	69.28	Avg.: 105.23	
60	LANNING Thomas (tj)	USA	Int1: 47.44 (20)			11-12: 18.35 (76)			0.91		Sp1: 70.90 (68)	
			Int2: 1:05.79 (45)			12-13: 26.32 (73)			2.13		Sp2: 103.67 (62)	
			Int3: 1:32.11 (64)			13-14: 33.12 (57)			4.12		Sp3: 141.74 (25)	
			Int4: 2:05.23 (64)			14-15: 13.63 (23)			5.14			
			Int5: 2:18.86 (60)			15-Fin: 17.95 (39)			5.51			
			Fin: 2:36.81 (58)						5.92	169.13	Avg.: 102.85	
61	REICHELTH Hannes	AUT	Int1: 48.83 (65)			11-12: 17.93 (65)			2.30		Sp1: 74.90 (24)	
			Int2: 1:06.76 (68)			12-13: 24.81 (31)			3.10		Sp2: 106.69 (12)	
			Int3: 1:31.57 (58)			13-14: 32.46 (16)			3.58		Sp3: 141.94 (20)	
			Int4: 2:04.03 (50)			14-15: 13.68 (28)			3.94			
			Int5: 2:17.71 (50)			15-Fin: 17.93 (37)			4.36			
			Fin: 2:35.64 (45)						4.75	136.73	Avg.: 103.62	



PERFORMANCE ANALYSIS 2 TRAINING 2

Number of Competitors: 83

Bib	Name	Nation	Positions			Partials			Difference		Speed		
			Pos.	Time	Rank	Pos.	Time	Rank	Time	Dist(m)	Pos.	Km/h	Rank
62	RAINER Niklas	SWE	Int1: 48.55 (59)			I1-I2: 16.98 (1)			2.02		Sp1: 74.40 (31)		
			Int2: 1:05.53 (38)			I2-I3: 24.96 (42)			1.87		Sp2: 105.35 (35)		
			Int3: 1:30.49 (37)			I3-I4: 32.58 (22)			2.50		Sp3: 140.32 (47)		
			Int4: 2:03.07 (34)			I4-I5: 13.91 (57)			2.98				
			Int5: 2:16.98 (37)			I5-Fin: 17.74 (21)			3.63				
			Fin: 2:34.72 (33)						3.83	110.90	Avg.: 104.24		
63	KRIZAJ Andrej	SLO	Int1: 49.05 (70)			I1-I2: 17.69 (55)			2.52		Sp1: 70.30 (71)		
			Int2: 1:06.74 (67)			I2-I3: 25.09 (47)			3.08		Sp2: 102.76 (68)		
			Int3: 1:31.83 (61)			I3-I4: 33.08 (53)			3.84		Sp3: 139.89 (52)		
			Int4: 2:04.91 (60)			I4-I5: 14.04 (71)			4.82				
			Int5: 2:18.95 (62)			I5-Fin: 18.27 (67)			5.60				
			Fin: 2:37.22 (61)						6.33	180.37	Avg.: 102.58		
64	SCHOENFELDER Rainer	AUT	Int1: 48.07 (41)			I1-I2: 17.44 (32)			1.54		Sp1: 72.10 (59)		
			Int2: 1:05.51 (37)			I2-I3: 25.19 (53)			1.85		Sp2: 106.11 (20)		
			Int3: 1:30.70 (41)			I3-I4: 32.36 (10)			2.71		Sp3: 141.89 (21)		
			Int4: 2:03.06 (33)			I4-I5: 13.48 (9)			2.97				
			Int5: 2:16.54 (30)			I5-Fin: 17.71 (19)			3.19				
			Fin: 2:34.25 (27)						3.36	97.59	Avg.: 104.56		
65	KOSTELIC Ivica	CRO	Int1: 48.36 (51)			I1-I2: 17.49 (40)			1.83		Sp1: 74.00 (36)		
			Int2: 1:05.85 (47)			I2-I3: 24.81 (31)			2.19		Sp2: 105.53 (30)		
			Int3: 1:30.66 (39)			I3-I4: 32.62 (23)			2.67		Sp3: 140.74 (39)		
			Int4: 2:03.28 (38)			I4-I5: 13.65 (25)			3.19				
			Int5: 2:16.93 (36)			I5-Fin: 17.99 (46)			3.58				
			Fin: 2:34.92 (38)						4.03	116.54	Avg.: 104.11		
66	GUFLER Michael	ITA	Int1: 49.04 (69)			I1-I2: 18.24 (75)			2.51		Sp1: 71.90 (60)		
			Int2: 1:07.28 (72)			I2-I3: 24.92 (38)			3.62		Sp2: 102.40 (71)		
			Int3: 1:32.20 (66)			I3-I4: 33.31 (67)			4.21		Sp3: 137.56 (76)		
			Int4: 2:05.51 (65)			I4-I5: 14.20 (76)			5.42				
			Int5: 2:19.71 (67)			I5-Fin: 18.24 (66)			6.36				
			Fin: 2:37.95 (67)						7.06	200.25	Avg.: 102.11		
67	HAPPACHER Alex	ITA	Int1: 48.92 (66)			I1-I2: 17.69 (55)			2.39		Sp1: 73.60 (42)		
			Int2: 1:06.61 (66)			I2-I3: 24.82 (33)			2.95		Sp2: 104.59 (47)		
			Int3: 1:31.43 (55)			I3-I4: 33.49 (73)			3.44		Sp3: 138.59 (71)		
			Int4: 2:04.92 (61)			I4-I5: 14.02 (68)			4.83				
			Int5: 2:18.94 (61)			I5-Fin: 18.42 (71)			5.59				
			Fin: 2:37.36 (62)						6.47	184.20	Avg.: 102.49		
68	EISATH Florian	ITA	Int1: 48.30 (47)			I1-I2: 17.24 (15)			1.77		Sp1: 74.20 (33)		
			Int2: 1:05.54 (39)			I2-I3: 24.70 (28)			1.88		Sp2: 103.85 (59)		
			Int3: 1:30.24 (35)			I3-I4: 33.01 (49)			2.25		Sp3: 139.08 (65)		
			Int4: 2:03.25 (37)			I4-I5: 13.89 (53)			3.16				
			Int5: 2:17.14 (39)			I5-Fin: 17.82 (25)			3.79				
			Fin: 2:34.96 (39)						4.07	117.67	Avg.: 104.08		
69	JANKA Carlo	SUI	Int1:			I1-I2:					Sp1:		
			Int2:			I2-I3:					Sp2: 101.17 (75)		
			Int3:			I3-I4:					Sp3:		
			Int4:			I4-I5:							
			Int5:			I5-Fin:							
			Fin: DNS								Avg.:		
70	SOLBAKKEN Bjarne	NOR	Int1: 48.25 (45)			I1-I2: 17.72 (57)			1.72		Sp1: 71.80 (62)		
			Int2: 1:05.97 (52)			I2-I3: 25.48 (63)			2.31		Sp2: 103.12 (66)		
			Int3: 1:31.45 (57)			I3-I4: 33.12 (57)			3.46		Sp3: 140.57 (43)		
			Int4: 2:04.57 (57)			I4-I5: 14.11 (75)			4.48				
			Int5: 2:18.68 (59)			I5-Fin: 17.98 (44)			5.33				
			Fin: 2:36.66 (57)						5.77	165.00	Avg.: 102.95		

PERFORMANCE ANALYSIS 2 TRAINING 2

Number of Competitors: 83

Bib	Name	Nation	Positions			Partials			Difference		Speed		
			Pos.	Time	Rank	Pos.	Time	Rank	Time	Dist(m)	Pos.	Km/h	Rank
71	KOLL Alexander	AUT	Int1: 49.50 (72)			11-12: 17.64 (50)			2.97		Sp1: 71.80 (62)		
			Int2: 1:07.14 (71)			12-13: 29.07 (79)			3.48		Sp2: 103.85 (59)		
			Int3: 1:36.21 (75)			13-14: 33.09 (55)			8.22		Sp3: 138.89 (67)		
			Int4: 2:09.30 (75)			14-15: 13.93 (59)			9.21				
			Int5: 2:23.23 (75)			15-Fin: 18.19 (64)			9.88				
			Fin: 2:41.42 (74)						10.53	292.25	Avg.: 99.91		
72	PITTSCHIELER Kurt	ITA	Int1: 48.99 (68)			11-12: 17.99 (71)			2.46		Sp1: 71.80 (62)		
			Int2: 1:06.98 (69)			12-13: 25.98 (70)			3.32		Sp2: 101.34 (74)		
			Int3: 1:32.96 (70)			13-14: 33.51 (74)			4.97		Sp3: 139.60 (56)		
			Int4: 2:06.47 (70)			14-15: 14.04 (71)			6.38				
			Int5: 2:20.51 (70)			15-Fin: 18.09 (56)			7.16				
			Fin: 2:38.60 (68)						7.71	217.79	Avg.: 101.69		
73	STUTZ Paul	CAN	Int1: 48.30 (47)			11-12: 17.46 (34)			1.77		Sp1: 61.90 (77)		
			Int2: 1:05.76 (44)			12-13: 26.94 (77)			2.10		Sp2: 102.94 (67)		
			Int3: 1:32.70 (69)			13-14: 33.16 (60)			4.71		Sp3: 141.85 (23)		
			Int4: 2:05.86 (68)			14-15: 13.82 (44)			5.77				
			Int5: 2:19.68 (66)			15-Fin: 18.05 (54)			6.33				
			Fin: 2:37.73 (65)						6.84	194.28	Avg.: 102.25		
74	OLSSON Matts	SWE	Int1: 48.53 (58)			11-12: 17.49 (40)			2.00		Sp1: 73.50 (45)		
			Int2: 1:06.02 (55)			12-13: 26.24 (72)			2.36		Sp2: 104.04 (57)		
			Int3: 1:32.26 (67)			13-14: 33.62 (75)			4.27		Sp3: 139.80 (53)		
			Int4: 2:05.88 (69)			14-15: 14.01 (66)			5.79				
			Int5: 2:19.89 (68)			15-Fin: 18.87 (76)			6.54				
			Fin: 2:38.76 (70)						7.87	222.08	Avg.: 101.59		
75	DREIER Christoph	AUT	Int1: 48.47 (56)			11-12: 17.48 (38)			1.94		Sp1: 74.70 (28)		
			Int2: 1:05.95 (50)			12-13: 25.49 (64)			2.29		Sp2: 105.72 (26)		
			Int3: 1:31.44 (56)			13-14: 32.99 (47)			3.45		Sp3: 141.97 (19)		
			Int4: 2:04.43 (55)			14-15: 13.70 (30)			4.34				
			Int5: 2:18.13 (53)			15-Fin: 18.29 (68)			4.78				
			Fin: 2:36.42 (54)						5.53	158.38	Avg.: 103.11		
76	SEMPLE Ryan	CAN	Int1: 48.70 (61)			11-12: 17.41 (28)			2.17		Sp1: 74.20 (33)		
			Int2: 1:06.11 (57)			12-13: 24.56 (19)			2.45		Sp2: 105.53 (30)		
			Int3: 1:30.67 (40)			13-14: 33.02 (51)			2.68		Sp3: 141.30 (28)		
			Int4: 2:03.69 (42)			14-15: 13.96 (62)			3.60				
			Int5: 2:17.65 (47)			15-Fin: 18.02 (51)			4.30				
			Fin: 2:35.67 (48)						4.78	137.56	Avg.: 103.60		
77	LARSSON Markus	SWE	Int1: 54.19 (78)			11-12: 18.52 (77)			7.66		Sp1: 75.20 (17)		
			Int2: 1:12.71 (78)			12-13: 25.19 (53)			9.05		Sp2: 102.76 (68)		
			Int3: 1:37.90 (78)			13-14: 32.97 (45)			9.91		Sp3: 140.25 (48)		
			Int4: 2:10.87 (77)			14-15: 14.05 (73)			10.78				
			Int5: 2:24.92 (77)			15-Fin: 18.17 (62)			11.57				
			Fin: 2:43.09 (77)						12.20	335.13	Avg.: 98.89		
78	ERICSSON Daniel	SWE	Int1: 49.96 (73)			11-12: 17.94 (67)			3.43		Sp1: 71.90 (60)		
			Int2: 1:07.90 (73)			12-13: 25.40 (61)			4.24		Sp2: 104.22 (55)		
			Int3: 1:33.30 (71)			13-14: 33.99 (76)			5.31		Sp3: 140.90 (35)		
			Int4: 2:07.29 (71)			14-15: 14.21 (77)			7.20				
			Int5: 2:21.50 (71)			15-Fin: 18.89 (77)			8.15				
			Fin: 2:40.39 (73)						9.50	265.35	Avg.: 100.55		
79	HOROSHILOV Alexandr	RUS	Int1: 48.32 (49)			11-12: 17.42 (30)			1.79		Sp1: 70.20 (72)		
			Int2: 1:05.74 (42)			12-13: 26.16 (71)			2.08		Sp2: 104.59 (47)		
			Int3: 1:31.90 (62)			13-14: 33.20 (62)			3.91		Sp3: 140.42 (45)		
			Int4: 2:05.10 (62)			14-15: 13.98 (65)			5.01				
			Int5: 2:19.08 (64)			15-Fin: 18.66 (74)			5.73				
			Fin: 2:37.74 (66)						6.85	194.55	Avg.: 102.24		



AUDI FIS SKI WORLD CUP 2007/08
Wengen (SUI)



5th MEN'S DOWNHILL

WED 9 JAN 2008

PERFORMANCE ANALYSIS 2 TRAINING 2

Number of Competitors: 83

Bib	Name	Nation	Positions			Partials			Difference		Speed		
			Pos.	Time	Rank	Pos.	Time	Rank	Time	Dist(m)	Pos.	Km/h	Rank
80	LIZEROUX Julien	FRA	Int1:	51.25	(75)	11-12:	17.93	(65)	4.72		Sp1:	69.60	(73)
			Int2:	1:09.18	(74)	12-13:	25.46	(62)	5.52		Sp2:		
			Int3:	1:34.64	(74)	13-14:	33.33	(69)	6.65		Sp3:	139.29	(63)
			Int4:	2:07.97	(73)	14-15:	13.87	(51)	7.88				
			Int5:	2:21.84	(73)	15-Fin:	18.03	(53)	8.49				
			Fin:	2:39.87	(72)				8.98	251.64	Avg.:	100.88	
81	TREJBAL Filip	CZE	Int1:			11-12:					Sp1:		
			Int2:			12-13:					Sp2:		
			Int3:			13-14:					Sp3:		
			Int4:			14-15:							
			Int5:			15-Fin:							
			Fin:	DNS							Avg.:		
82	STECHERT Tobias	GER	Int1:	48.12	(42)	11-12:	18.01	(72)	1.59		Sp1:	67.60	(76)
			Int2:	1:06.13	(58)	12-13:	25.12	(49)	2.47		Sp2:	104.59	(47)
			Int3:	1:31.25	(51)	13-14:	33.31	(67)	3.26		Sp3:	139.37	(62)
			Int4:	2:04.56	(56)	14-15:	14.03	(69)	4.47				
			Int5:	2:18.59	(57)	15-Fin:	18.80	(75)	5.24				
			Fin:	2:37.39	(63)				6.50	185.02	Avg.:	102.47	
83	VAN BUYNDER Frederik	BEL	Int1:	50.73	(74)	11-12:	18.61	(78)	4.20		Sp1:	57.40	(79)
			Int2:	1:09.34	(75)	12-13:	27.42	(78)	5.68		Sp2:	98.12	(78)
			Int3:	1:36.76	(76)	13-14:	34.64	(78)	8.77		Sp3:	134.85	(78)
			Int4:	2:11.40	(78)	14-15:	15.12	(79)	11.31				
			Int5:	2:26.52	(78)	15-Fin:	19.10	(79)	13.17				
			Fin:	2:45.62	(79)				14.73	398.44	Avg.:	97.38	

LEGEND

Pos	Intermediate or Speed Position	Int2:	Intermediate 2	Int5:	Intermediate 5	Sp3:	Speed Trap 3
Avg.	Average Speed for the race	Int3:	Intermediate 3	Sp1:	Speed Trap 1	DNS	Did Not Start
Dist(m)	Distance behind the first	Int4:	Intermediate 4	Sp2:	Speed Trap 2	Fin:	Finish
Int1:	Intermediate 1						

09-01-2008 / Wengen (SUI) / 0459

Page 10/10

Data Processing by LONGINES

www.fis-ski.com

LONGINES Timing

Generation Date: WED 9 JAN 2008

Time: 14:00

Document: 77B 1.0

--	--	--	--	--	--	--